Full wwPDB NMR Structure Validation Report (i)

Jun 5, 2023 – 04:34 AM EDT

PDB ID	:	2LNK
BMRB ID	:	18169
Title	:	Solution structure of Ca-bound S100A4 in complex with non-muscle myosin IIA
Authors	:	Barsukov, I.L.; Elliott, P.R.
Deposited on	:	2011-12-30

This is a Full wwPDB NMR Structure Validation Report for a publicly released PDB entry.

We welcome your comments at *validation@mail.wwpdb.org*
A user guide is available at
https://www.wwpdb.org/validation/2017/NMRValidationReportHelp
with specific help available everywhere you see the (i) symbol.

The types of validation reports are described at
http://www.wwpdb.org/validation/2017/FAQs#types.

The following versions of software and data (see references (1)) were used in the production of this report:

MolProbity	:	4.02b-467
Percentile statistics	:	20191225.v01 (using entries in the PDB archive December 25th 2019)
wwPDB-RCI	:	v_1n_11_5_13_A (Berjanski et al., 2005)
PANAV	:	Wang et al. (2010)
wwPDB-ShiftChecker	:	v1.2
BMRB Restraints Analysis	:	v1.2
Ideal geometry (proteins)	:	Engh & Huber (2001)
Ideal geometry (DNA, RNA)	:	Parkinson et al. (1996)
Validation Pipeline (wwPDB-VP)	:	2.33

1 Overall quality at a glance (i)

The following experimental techniques were used to determine the structure:
SOLUTION NMR

The overall completeness of chemical shifts assignment is 46%.

Percentile scores (ranging between 0-100) for global validation metrics of the entry are shown in the following graphic. The table shows the number of entries on which the scores are based.

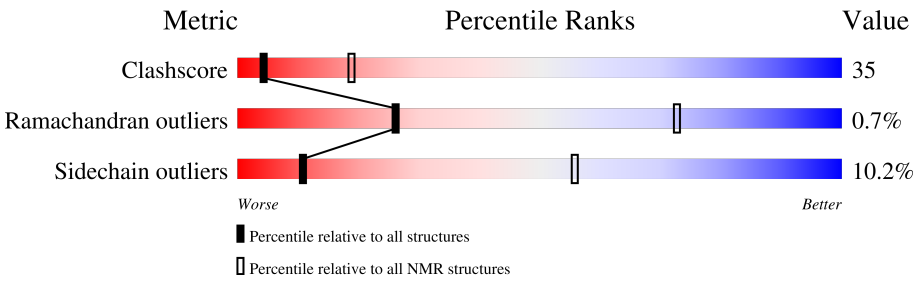

Metric	Whole archive (#Entries)	NMR archive (#Entries)
Clashscore	158937	12864
Ramachandran outliers	154571	11451
Sidechain outliers	154315	11428

The table below summarises the geometric issues observed across the polymeric chains and their fit to the experimental data. The red, orange, yellow and green segments indicate the fraction of residues that contain outliers for >=3, 2, 1 and 0 types of geometric quality criteria. A cyan segment indicates the fraction of residues that are not part of the well-defined cores, and a grey segment represents the fraction of residues that are not modelled. The numeric value for each fraction is indicated below the corresponding segment, with a dot representing fractions <=5%

Mol	Chain	Length	Quality of chain
1	C	39	23% 51% 8% 18%
2	A	113	33% 36% • 18% 11%
2	B	113	35% 35% • 16% 11%

2 Ensemble composition and analysis (i)

This entry contains 20 models. Model 6 is the overall representative, medoid model (most similar to other models). The authors have identified model 1 as representative, based on the following criterion: *lowest energy*.

The following residues are included in the computation of the global validation metrics.

Well-defined (core) protein residues			
Well-defined core	**Residue range (total)**	**Backbone RMSD (Å)**	**Medoid model**
1	C:1899-C:1922, C:1926-C:1933, A:2-A:21, A:28-A:88, B:2-B:21, B:28-B:90 (196)	0.51	6

Ill-defined regions of proteins are excluded from the global statistics.

Ligands and non-protein polymers are included in the analysis.

The models can be grouped into 2 clusters. No single-model clusters were found.

Cluster number	Models
1	1, 2, 3, 4, 5, 6, 7, 8, 10, 11, 12, 13, 14, 15, 16, 17, 18, 20
2	9, 19

3 Entry composition (i)

There are 2 unique types of molecules in this entry. The entry contains 3895 atoms, of which 1943 are hydrogens and 0 are deuteriums.

- Molecule 1 is a protein called Myosin heavy chain, non-muscle IIa.

Mol	Chain	Residues	Atoms						Trace
			Total	C	H	N	O	S	
1	C	39	635	189	321	62	61	2	0

- Molecule 2 is a protein called Protein S100-A4.

Mol	Chain	Residues	Atoms						Trace
			Total	C	H	N	O	S	
2	A	101	1630	519	811	135	156	9	0
2	B	101	1630	519	811	135	156	9	0

There are 24 discrepancies between the modelled and reference sequences:

Chain	Residue	Modelled	Actual	Comment	Reference
A	-11	MET	-	expression tag	UNP P26447
A	-10	ARG	-	expression tag	UNP P26447
A	-9	GLY	-	expression tag	UNP P26447
A	-8	SER	-	expression tag	UNP P26447
A	-7	HIS	-	expression tag	UNP P26447
A	-6	HIS	-	expression tag	UNP P26447
A	-5	HIS	-	expression tag	UNP P26447
A	-4	HIS	-	expression tag	UNP P26447
A	-3	HIS	-	expression tag	UNP P26447
A	-2	HIS	-	expression tag	UNP P26447
A	-1	GLY	-	expression tag	UNP P26447
A	0	SER	-	expression tag	UNP P26447
B	-11	MET	-	expression tag	UNP P26447
B	-10	ARG	-	expression tag	UNP P26447
B	-9	GLY	-	expression tag	UNP P26447
B	-8	SER	-	expression tag	UNP P26447
B	-7	HIS	-	expression tag	UNP P26447
B	-6	HIS	-	expression tag	UNP P26447
B	-5	HIS	-	expression tag	UNP P26447
B	-4	HIS	-	expression tag	UNP P26447
B	-3	HIS	-	expression tag	UNP P26447
B	-2	HIS	-	expression tag	UNP P26447
B	-1	GLY	-	expression tag	UNP P26447

Continued on next page...

Continued from previous page...

Chain	Residue	Modelled	Actual	Comment	Reference
B	0	SER	-	expression tag	UNP P26447

4 Residue-property plots (i)

4.1 Average score per residue in the NMR ensemble

These plots are provided for all protein, RNA, DNA and oligosaccharide chains in the entry. The first graphic is the same as shown in the summary in section 1 of this report. The second graphic shows the sequence where residues are colour-coded according to the number of geometric quality criteria for which they contain at least one outlier: green = 0, yellow = 1, orange = 2 and red = 3 or more. Stretches of 2 or more consecutive residues without any outliers are shown as green connectors. Residues which are classified as ill-defined in the NMR ensemble, are shown in cyan with an underline colour-coded according to the previous scheme. Residues which were present in the experimental sample, but not modelled in the final structure are shown in grey.

• Molecule 1: Myosin heavy chain, non-muscle IIa

Chain C: 23% 51% 8% 18%

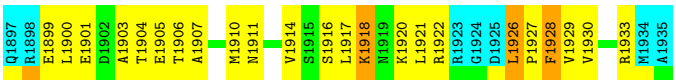

• Molecule 2: Protein S100-A4

Chain A: 33% 36% • 18% 11%

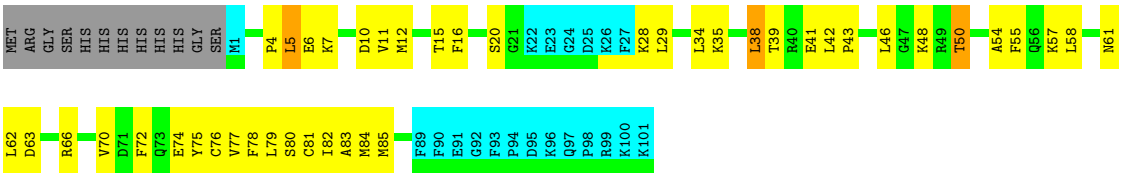

• Molecule 2: Protein S100-A4

Chain B: 35% 35% • 16% 11%

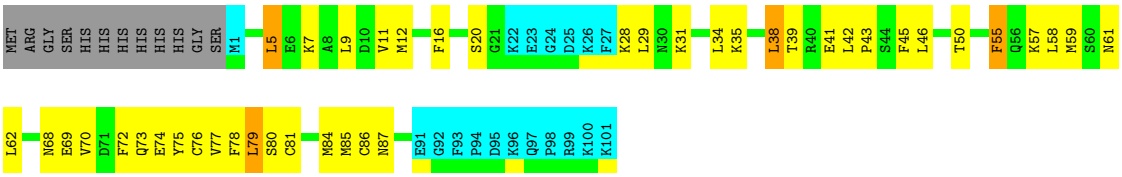

4.2 Scores per residue for each member of the ensemble

Colouring as in section 4.1 above.

4.2.1 Score per residue for model 1

• Molecule 1: Myosin heavy chain, non-muscle IIa

Chain C: 28% 46% 8% 18%

Q1897 R1898 E1899 L1900 E1901 T1904 E1905 T1906 A1907 M1910 N1911 V1914 S1915 S1916 L1917 K1918 N1919 K1920 L1921 R1922 R1923 G1924 D1925 L1926 P1927 F1928 V1929 V1930 M1934 A1935

• Molecule 2: Protein S100-A4

Chain A: 32% 35% • 18% 11%

MET ARG GLY SER HIS HIS HIS HIS HIS HIS HIS GLY SER M1 A2 C3 P4 L5 E6 K7 D10 V11 M12 T15 F16 H17 K18 Y19 S20 G21 K22 E23 G24 D25 K26 F27 K28 L29 L34 K35 L38 T39 R40 E41 L42 P43 L46 T50 A54 F55 Q56 K57 L58

N61 L62 D63 R66 D67 N68 E69 V70 D71 F72 Q73 E74 Y75 C76 V77 F78 L79 S80 C81 I82 A83 M84 M85 F89 F90 E91 G92 F93 P94 D95 K96 Q97 P98 R99 K100 K101

• Molecule 2: Protein S100-A4

Chain B: 33% 35% 5% 16% 11%

MET ARG GLY SER HIS HIS HIS HIS HIS HIS HIS GLY SER M1 A2 L5 E6 K7 A8 L9 D10 V11 M12 F16 S20 G21 K22 E23 G24 D25 K26 F27 K28 L29 N30 K31 L34 K35 L38 T39 R40 E41 L42 P43 S44 F45 L46 G47 K48 R49 T50 F55 Q56 K57 L58

M59 S60 N61 L62 N68 E69 V70 D71 F72 Q73 E74 Y75 C76 V77 F78 L79 S80 C81 I82 A83 M84 M85 C86 N87 E88 E91 G92 F93 P94 D95 K96 Q97 P98 R99 K100 K101

4.2.2 Score per residue for model 2

• Molecule 1: Myosin heavy chain, non-muscle IIa

Chain C: 23% 46% 13% 18%

Q1897 R1898 E1899 L1900 A1903 T1904 E1905 T1906 A1907 D1908 A1909 M1910 N1911 R1912 E1913 V1914 S1915 S1916 L1917 K1918 N1919 K1920 L1921 R1922 R1923 G1924 D1925 L1926 P1927 F1928 V1929 V1930 P1931 R1932 R1933 M1934 A1935

• Molecule 2: Protein S100-A4

Chain A: 33% 33% 6% 18% 11%

MET ARG GLY SER HIS HIS HIS HIS HIS HIS HIS GLY SER M1 L5 E6 K7 A8 L9 D10 V11 M12 V13 F16 S20 G21 K22 E23 G24 D25 K26 F27 K28 L29 L34 K35 L38 T39 R40 E41 L42 P43 L46 G47 K48 R49 T50 A54 F55 Q56 K57 L58 N61

L62 D63 S64 N65 R66 V70 D71 F72 Q73 E74 Y75 C76 V77 F78 L79 S80 C81 I82 A83 M84 M85 C86 F89 F90 E91 G92 F93 P94 D95 K96 Q97 P98 R99 K100 K101

• Molecule 2: Protein S100-A4

Chain B: 35% 33% 5% 16% 11%

MET ARG GLY SER HIS HIS HIS HIS HIS HIS HIS GLY SER M1 L5 E6 K7 A8 V11 M12 V13 F16 S20 G21 K22 E23 G24 D25 K26 F27 K28 L29 L34 K35 L38 T39 R40 E41 L42 P43 S44 F45 L46 G47 T50 A53 A54 F55 Q56 K57 L58 D67

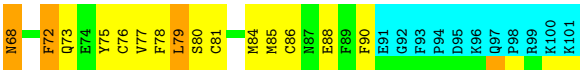

4.2.3 Score per residue for model 3

- Molecule 1: Myosin heavy chain, non-muscle IIa

Chain C:

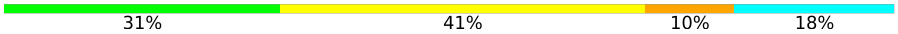

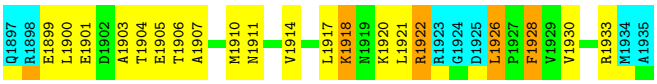

- Molecule 2: Protein S100-A4

Chain A:

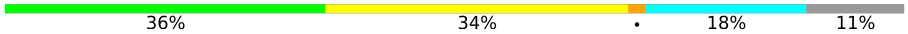

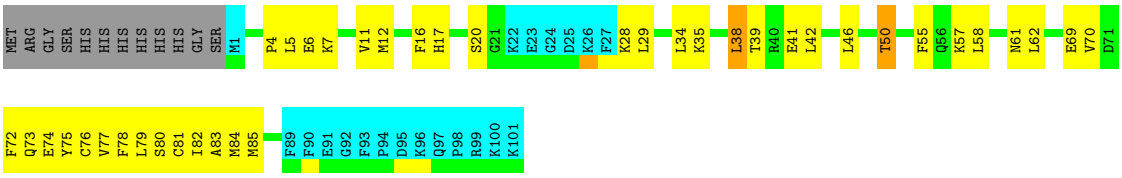

- Molecule 2: Protein S100-A4

Chain B:

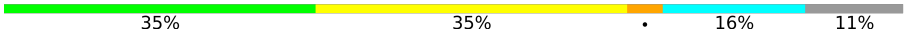

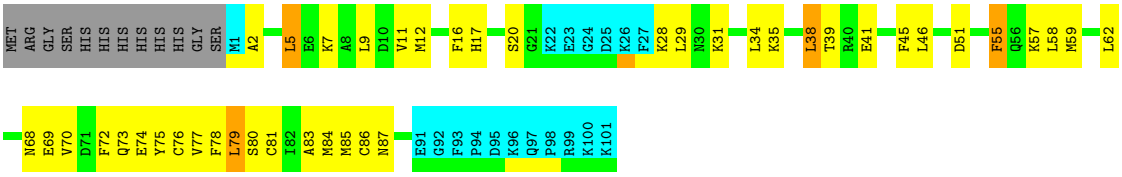

4.2.4 Score per residue for model 4

- Molecule 1: Myosin heavy chain, non-muscle IIa

Chain C:

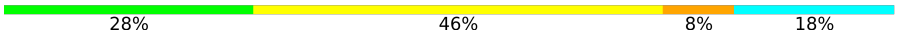

- Molecule 2: Protein S100-A4

Chain A:

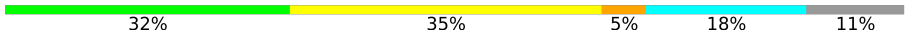

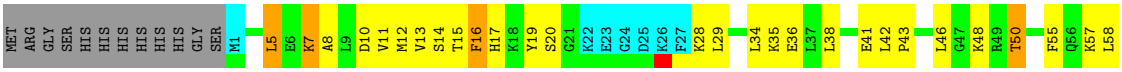



• Molecule 2: Protein S100-A4

Chain B:

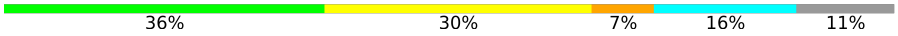

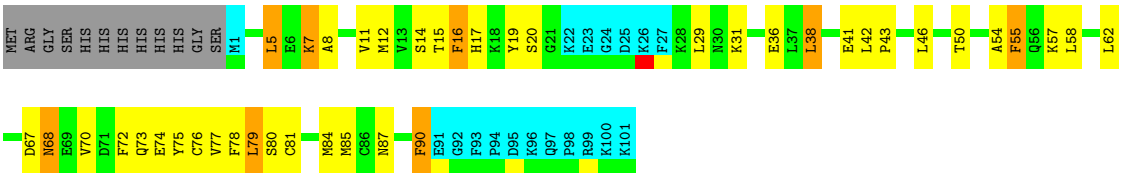

4.2.5 Score per residue for model 5

• Molecule 1: Myosin heavy chain, non-muscle IIa

Chain C:

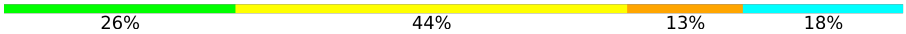

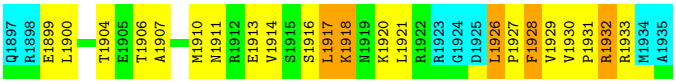

• Molecule 2: Protein S100-A4

Chain A:

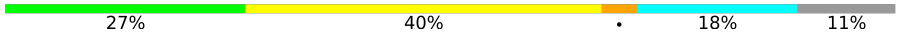

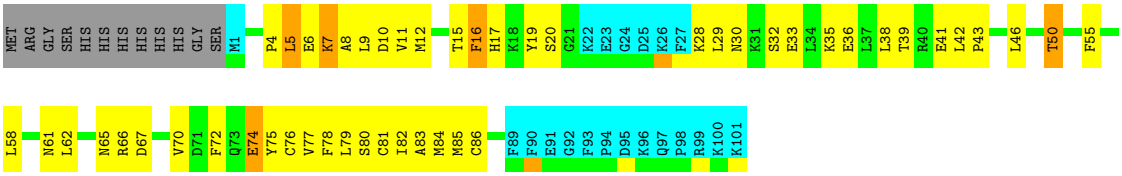

• Molecule 2: Protein S100-A4

Chain B:

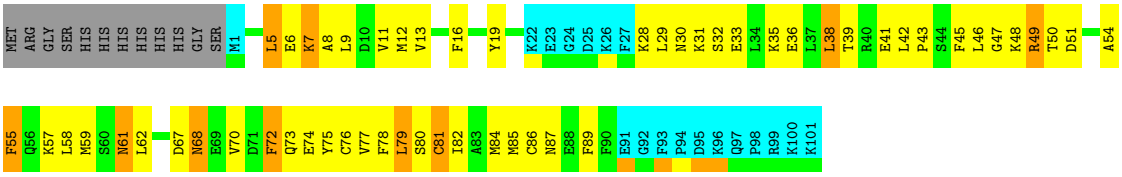

4.2.6 Score per residue for model 6 (medoid)

• Molecule 1: Myosin heavy chain, non-muscle IIa

Chain C:

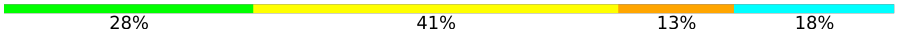

• Molecule 2: Protein S100-A4

Chain A:

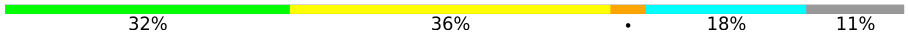

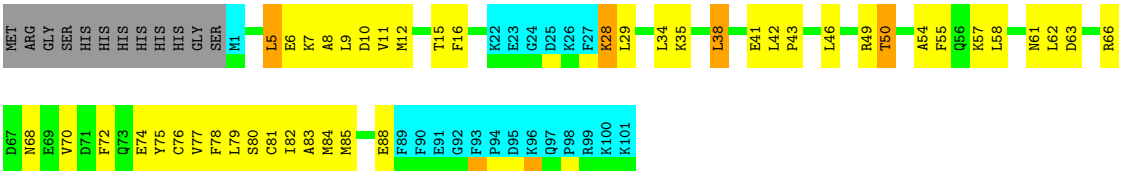

• Molecule 2: Protein S100-A4

Chain B:

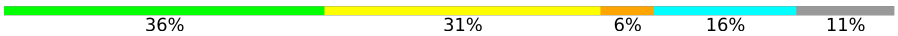

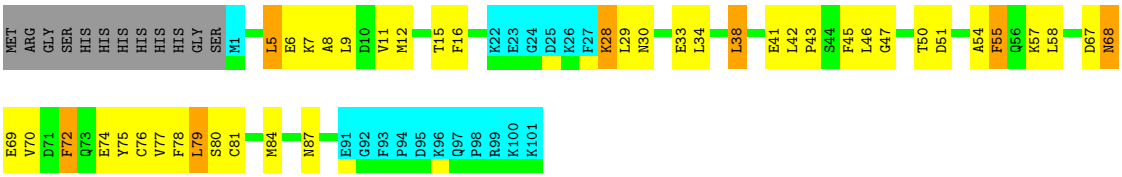

4.2.7 Score per residue for model 7

• Molecule 1: Myosin heavy chain, non-muscle IIa

Chain C:

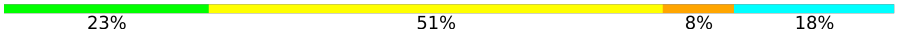

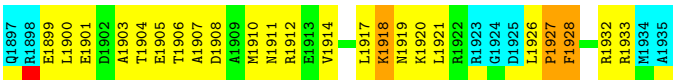

• Molecule 2: Protein S100-A4

Chain A:

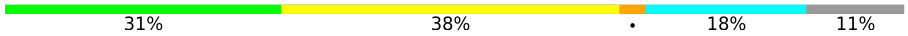

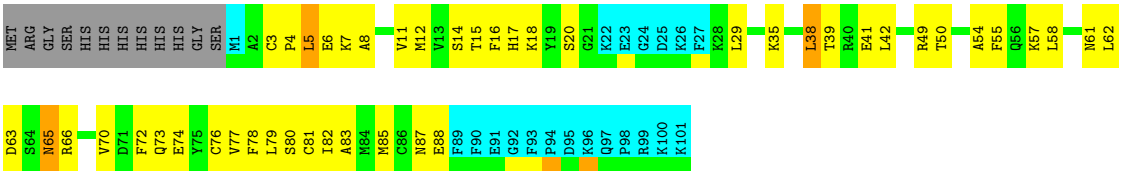

• Molecule 2: Protein S100-A4

Chain B:

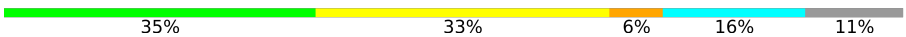

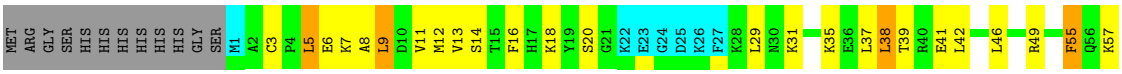

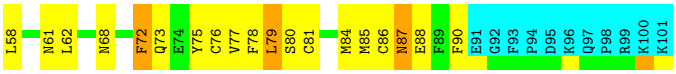

4.2.8 Score per residue for model 8

- Molecule 1: Myosin heavy chain, non-muscle IIa

Chain C:

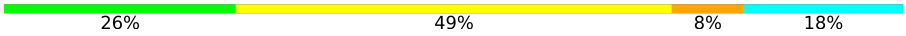

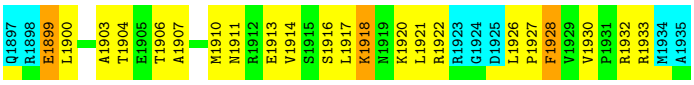

- Molecule 2: Protein S100-A4

Chain A:

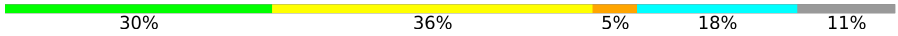

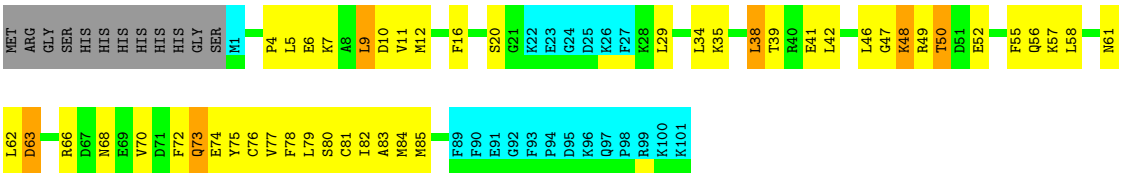

- Molecule 2: Protein S100-A4

Chain B:

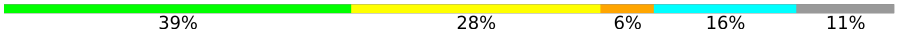

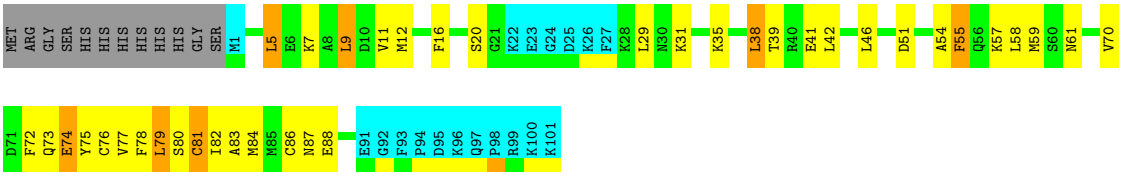

4.2.9 Score per residue for model 9

- Molecule 1: Myosin heavy chain, non-muscle IIa

Chain C:

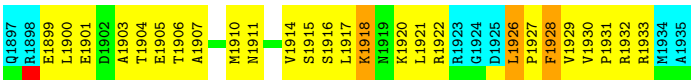

- Molecule 2: Protein S100-A4

Chain A:

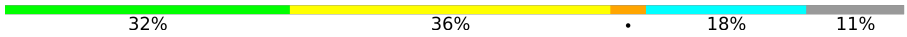

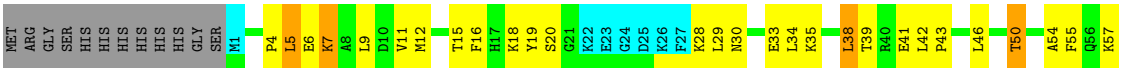

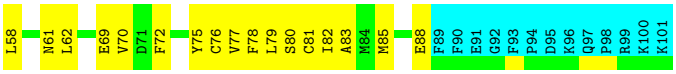

• Molecule 2: Protein S100-A4

Chain B:

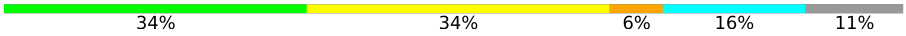

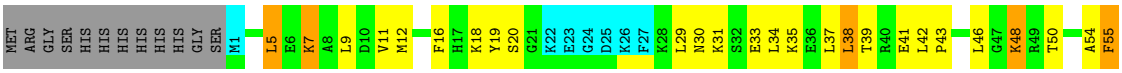

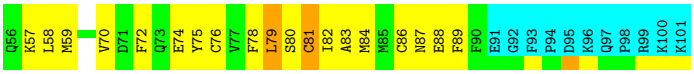

4.2.10 Score per residue for model 10

• Molecule 1: Myosin heavy chain, non-muscle IIa

Chain C:

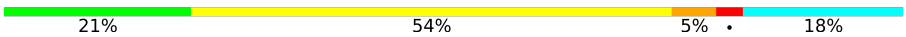

• Molecule 2: Protein S100-A4

Chain A:

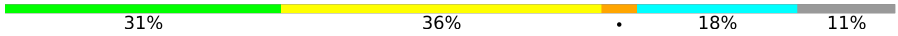

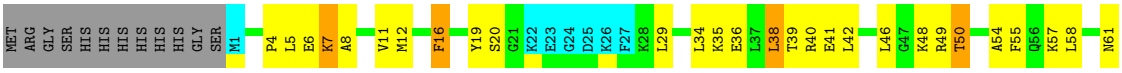

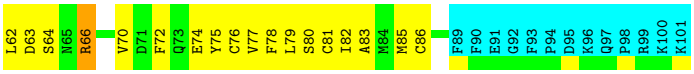

• Molecule 2: Protein S100-A4

Chain B:

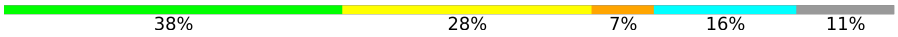



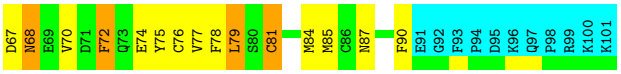

4.2.11 Score per residue for model 11

• Molecule 1: Myosin heavy chain, non-muscle IIa

Chain C:

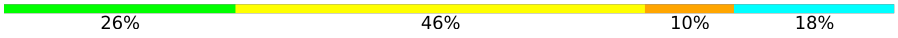

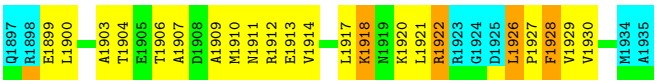

• Molecule 2: Protein S100-A4

Chain A:

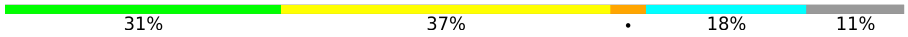

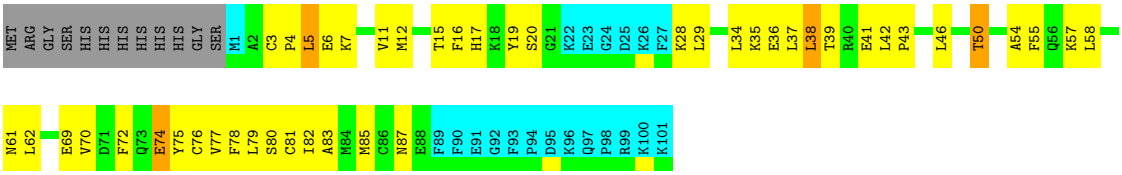

• Molecule 2: Protein S100-A4

Chain B:

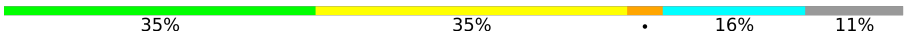

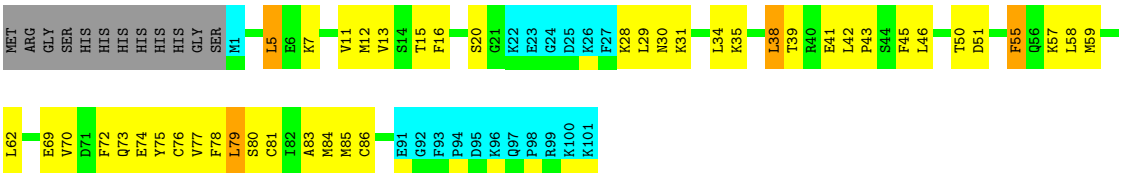

4.2.12 Score per residue for model 12

• Molecule 1: Myosin heavy chain, non-muscle IIa

Chain C:

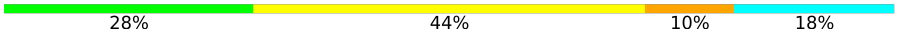

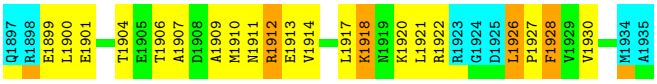

• Molecule 2: Protein S100-A4

Chain A:

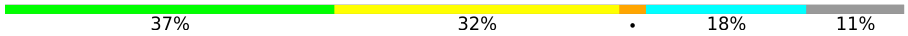

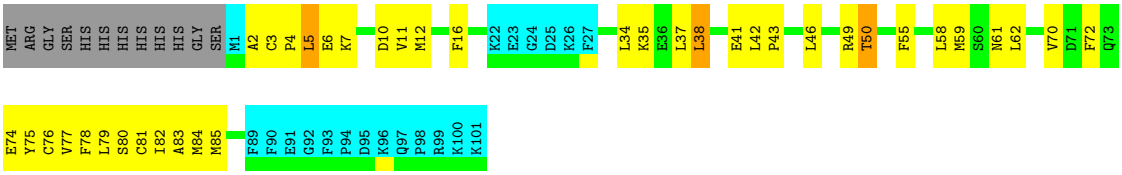

• Molecule 2: Protein S100-A4

Chain B:

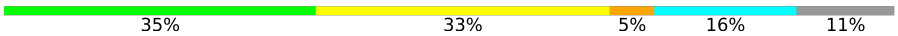

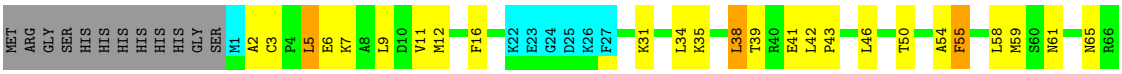

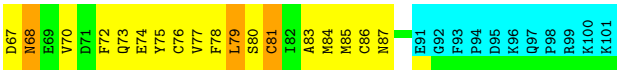

4.2.13 Score per residue for model 13

- Molecule 1: Myosin heavy chain, non-muscle IIa

Chain C:

- Molecule 2: Protein S100-A4

Chain A:

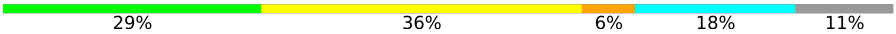

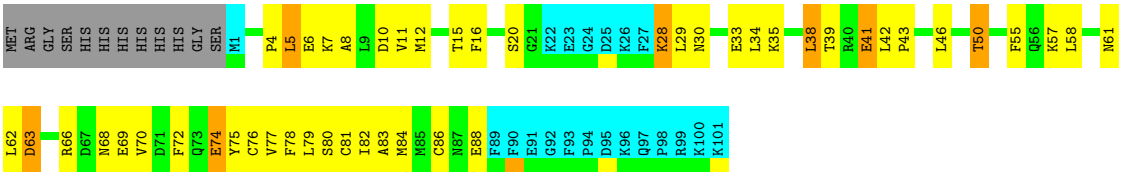

- Molecule 2: Protein S100-A4

Chain B:

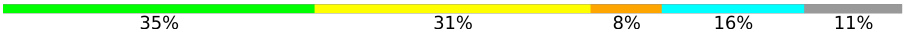

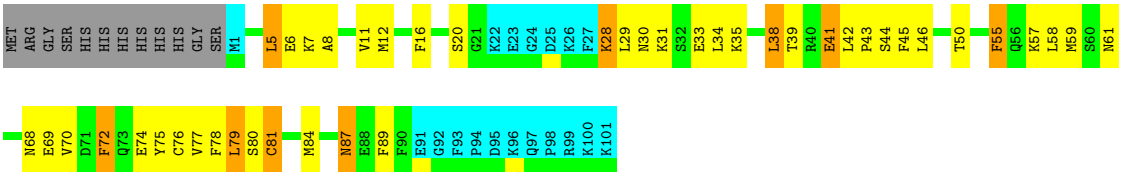

4.2.14 Score per residue for model 14

- Molecule 1: Myosin heavy chain, non-muscle IIa

Chain C:

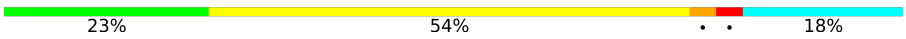

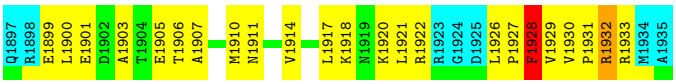

- Molecule 2: Protein S100-A4

Chain A:

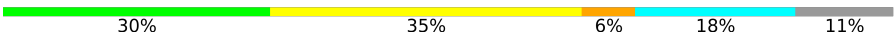



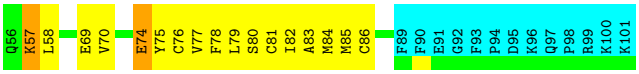

• Molecule 2: Protein S100-A4

Chain B:

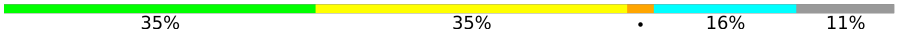



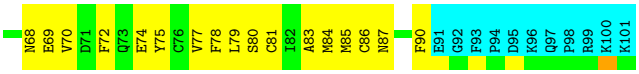

4.2.15 Score per residue for model 15

• Molecule 1: Myosin heavy chain, non-muscle IIa

Chain C:

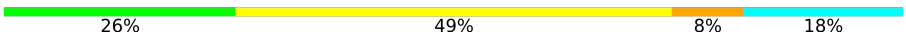

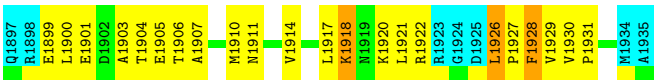

• Molecule 2: Protein S100-A4

Chain A:

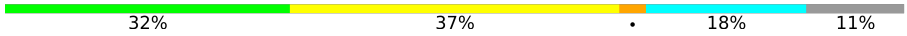

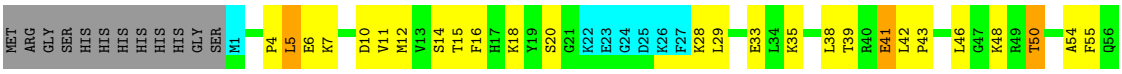

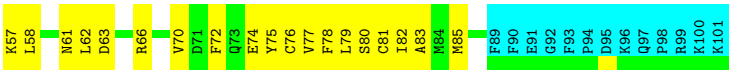

• Molecule 2: Protein S100-A4

Chain B:

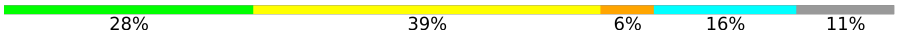

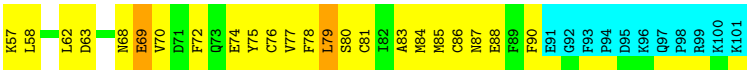

4.2.16 Score per residue for model 16

• Molecule 1: Myosin heavy chain, non-muscle IIa

Chain C:

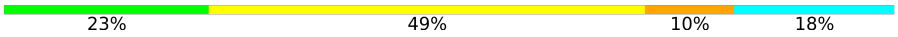

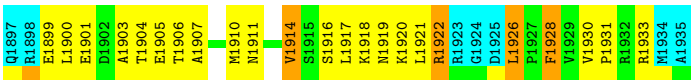

- Molecule 2: Protein S100-A4

Chain A:

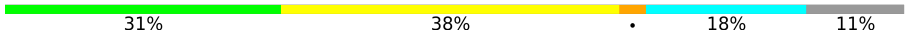

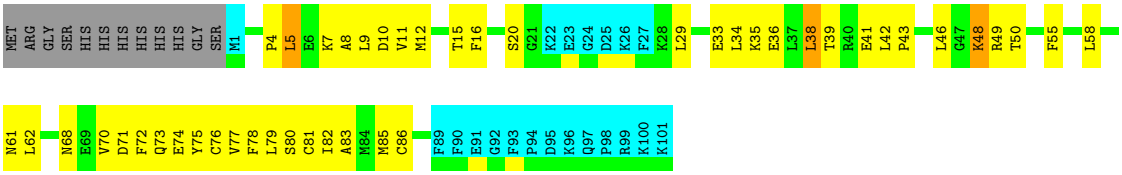

- Molecule 2: Protein S100-A4

Chain B:

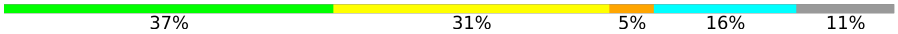

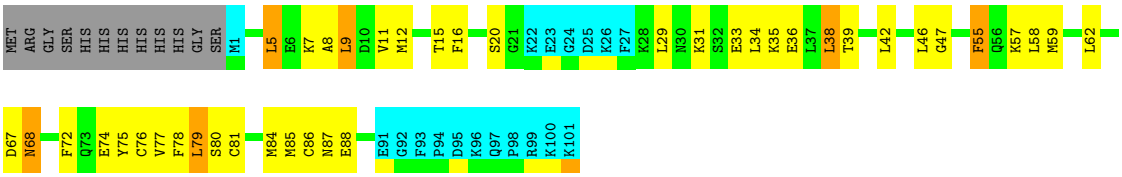

4.2.17 Score per residue for model 17

- Molecule 1: Myosin heavy chain, non-muscle IIa

Chain C:

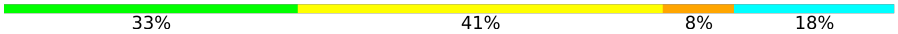

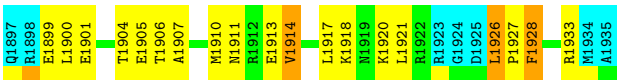

- Molecule 2: Protein S100-A4

Chain A:

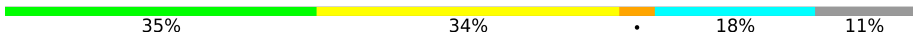

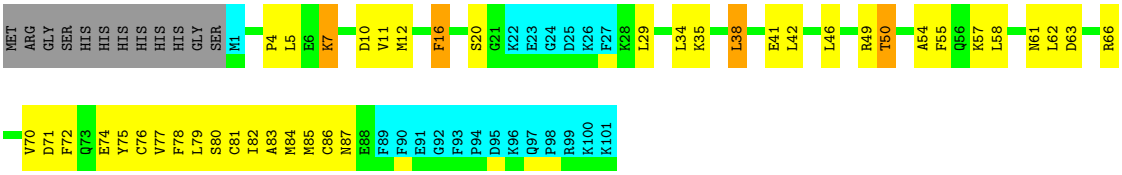

- Molecule 2: Protein S100-A4

Chain B:

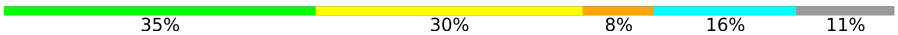



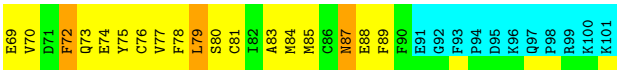

4.2.18 Score per residue for model 18

- Molecule 1: Myosin heavy chain, non-muscle IIa

Chain C:

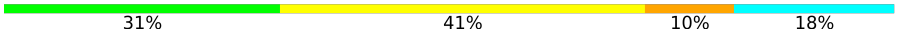

- Molecule 2: Protein S100-A4

Chain A:

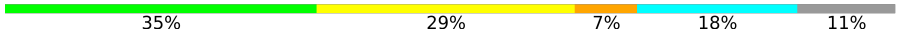



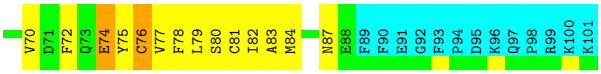

- Molecule 2: Protein S100-A4

Chain B:

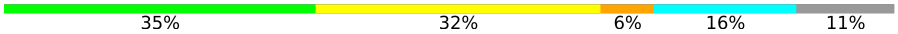

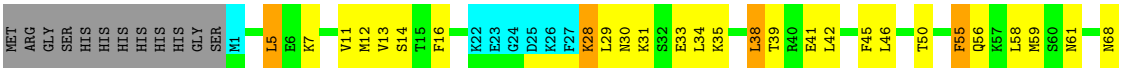



4.2.19 Score per residue for model 19

- Molecule 1: Myosin heavy chain, non-muscle IIa

Chain C:

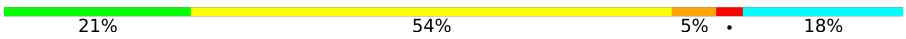

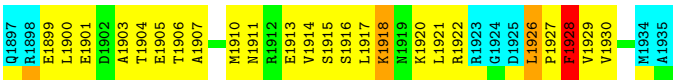

- Molecule 2: Protein S100-A4

Chain A:

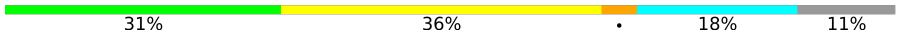

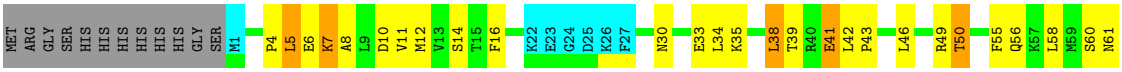



• Molecule 2: Protein S100-A4

Chain B:

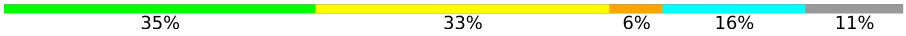



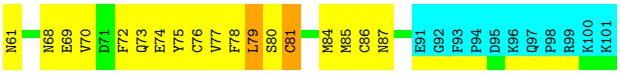

4.2.20 Score per residue for model 20

• Molecule 1: Myosin heavy chain, non-muscle IIa

Chain C:

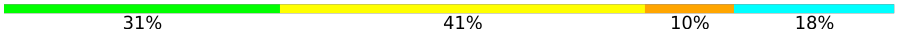

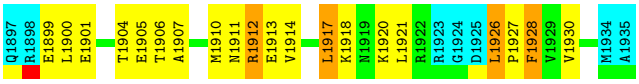

• Molecule 2: Protein S100-A4

Chain A:

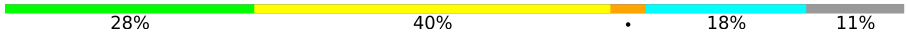

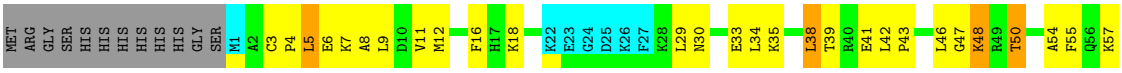

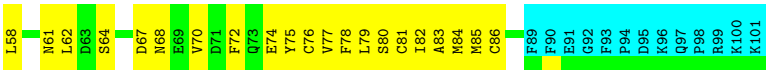

• Molecule 2: Protein S100-A4

Chain B:

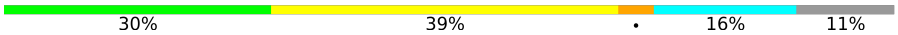

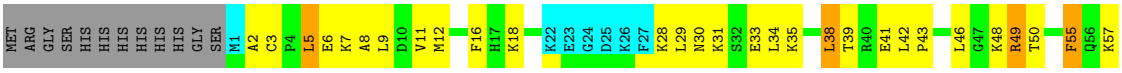

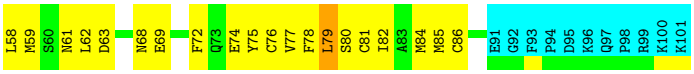

5 Refinement protocol and experimental data overview (i)

The models were refined using the following method: *torsion angle dynamics*.

Of the 200 calculated structures, 20 were deposited, based on the following criterion: *structures with the lowest energy*.

The following table shows the software used for structure solution, optimisation and refinement.

Software name	Classification	Version
CNS	structure solution	1.1
CNS	refinement	1.1
ARIA	structure solution	1.2
ProcheckNMR	geometry optimization	

The following table shows chemical shift validation statistics as aggregates over all chemical shift files. Detailed validation can be found in section 7 of this report.

Chemical shift file(s)	working_cs.cif
Number of chemical shift lists	3
Total number of shifts	2776
Number of shifts mapped to atoms	2776
Number of unparsed shifts	0
Number of shifts with mapping errors	0
Number of shifts with mapping warnings	0
Assignment completeness (well-defined parts)	46%

6 Model quality (i)

6.1 Standard geometry (i)

The Z score for a bond length (or angle) is the number of standard deviations the observed value is removed from the expected value. A bond length (or angle) with $|Z| > 5$ is considered an outlier worth inspection. RMSZ is the (average) root-mean-square of all Z scores of the bond lengths (or angles).

Mol	Chain	Bond lengths		Bond angles	
		RMSZ	#Z>5	RMSZ	#Z>5
1	C	0.50±0.09	0±1/260 (0.1± 0.2%)	0.60±0.03	0±0/351 (0.0± 0.0%)
2	A	0.34±0.01	0±0/655 (0.0± 0.0%)	0.46±0.01	0±0/879 (0.0± 0.0%)
2	B	0.34±0.01	0±0/679 (0.0± 0.0%)	0.44±0.01	0±0/911 (0.0± 0.0%)
All	All	0.37	4/31880 (0.0%)	0.48	0/42820 (0.0%)

All unique bond outliers are listed below. They are sorted according to the Z-score of the worst occurrence in the ensemble.

Mol	Chain	Res	Type	Atoms	Z	Observed(Å)	Ideal(Å)	Models	
								Worst	Total
1	C	1928	PHE	CE1-CZ	7.02	1.50	1.37	10	3
1	C	1928	PHE	CE2-CZ	-6.12	1.25	1.37	10	1

There are no bond-angle outliers.

There are no chirality outliers.

There are no planarity outliers.

6.2 Too-close contacts (i)

In the following table, the Non-H and H(model) columns list the number of non-hydrogen atoms and hydrogen atoms in each chain respectively. The H(added) column lists the number of hydrogen atoms added and optimized by MolProbity. The Clashes column lists the number of clashes averaged over the ensemble.

Mol	Chain	Non-H	H(model)	H(added)	Clashes
1	C	257	264	264	44±5
2	A	645	640	639	55±4
2	B	667	658	657	53±7
All	All	31380	31240	31200	2217

The all-atom clashscore is defined as the number of clashes found per 1000 atoms (including hydrogen atoms). The all-atom clashscore for this structure is 35.

All unique clashes are listed below, sorted by their clash magnitude.

Atom-1	Atom-2	Clash(Å)	Distance(Å)	Models	
				Worst	Total
2:A:46:LEU:HD22	2:A:50:THR:HG21	0.97	1.37	20	19
1:C:1927:PRO:HB2	2:B:50:THR:HA	0.96	1.36	12	16
2:B:20:SER:HB3	2:B:29:LEU:HG	0.93	1.41	3	11
2:A:20:SER:HB3	2:A:29:LEU:HG	0.92	1.41	3	13
2:A:70:VAL:HG13	2:A:74:GLU:HB2	0.91	1.41	15	18
2:A:76:CYS:HB2	2:B:80:SER:HB2	0.90	1.43	20	9
1:C:1921:LEU:HD12	2:B:81:CYS:SG	0.89	2.08	10	11
1:C:1917:LEU:HD23	1:C:1920:LYS:HE3	0.87	1.45	5	1
1:C:1918:LYS:HA	2:B:81:CYS:SG	0.85	2.12	2	11
2:A:83:ALA:HB2	2:B:12:MET:SD	0.84	2.13	2	20
1:C:1917:LEU:HD13	1:C:1920:LYS:HE3	0.84	1.50	19	3
1:C:1921:LEU:HD22	1:C:1926:LEU:HD11	0.83	1.50	15	16
1:C:1921:LEU:HA	1:C:1926:LEU:HG	0.83	1.51	15	13
2:B:38:LEU:HB3	2:B:46:LEU:HD21	0.83	1.49	16	17
2:A:72:PHE:CE2	2:B:84:MET:HA	0.82	2.08	4	14
1:C:1928:PHE:CE2	2:B:58:LEU:HD11	0.81	2.11	9	11
1:C:1900:LEU:HA	1:C:1903:ALA:HB3	0.80	1.52	4	11
1:C:1922:ARG:HD2	2:B:85:MET:HG3	0.80	1.51	3	1
2:A:7:LYS:HA	2:A:7:LYS:HE2	0.80	1.51	5	2
2:B:7:LYS:HA	2:B:7:LYS:HE2	0.78	1.51	5	2
1:C:1917:LEU:HA	1:C:1920:LYS:HG2	0.77	1.56	14	14
1:C:1910:MET:HG2	2:A:77:VAL:HG12	0.77	1.55	19	20
2:B:7:LYS:HA	2:B:7:LYS:HE3	0.77	1.56	9	4
1:C:1907:ALA:HA	2:A:81:CYS:SG	0.77	2.20	11	20
1:C:1926:LEU:HD22	2:B:58:LEU:HD12	0.76	1.56	7	3
1:C:1899:GLU:HG2	1:C:1900:LEU:HD22	0.76	1.58	15	16
2:A:78:PHE:O	2:A:82:ILE:HG13	0.75	1.82	2	20
2:B:70:VAL:HG13	2:B:74:GLU:HB3	0.74	1.58	3	12
2:A:2:ALA:HB1	2:A:7:LYS:HG3	0.74	1.60	12	2
2:B:28:LYS:HD2	2:B:69:GLU:HB2	0.74	1.59	3	2
2:A:72:PHE:CE2	2:B:87:ASN:HB3	0.73	2.18	17	2
2:A:76:CYS:HB3	2:B:80:SER:HB2	0.73	1.61	1	7
2:A:7:LYS:HA	2:A:7:LYS:HE3	0.73	1.57	9	4
1:C:1900:LEU:HG	2:A:58:LEU:HD13	0.73	1.61	6	20
2:B:2:ALA:HB1	2:B:7:LYS:HG3	0.73	1.60	12	2
2:A:16:PHE:HZ	2:A:72:PHE:HA	0.73	1.43	2	2
2:B:28:LYS:HB3	2:B:69:GLU:HB2	0.73	1.59	20	1
1:C:1917:LEU:HD22	2:B:81:CYS:SG	0.72	2.25	14	8
2:A:16:PHE:CZ	2:A:72:PHE:HA	0.71	2.20	2	1
2:A:76:CYS:SG	2:B:84:MET:HB2	0.71	2.26	15	10
2:B:81:CYS:O	2:B:85:MET:HB2	0.71	1.85	20	13

Continued on next page...

Continued from previous page...

Atom-1	Atom-2	Clash(Å)	Distance(Å)	Models	
				Worst	Total
1:C:1918:LYS:HE3	1:C:1919:ASN:N	0.71	2.00	18	1
1:C:1900:LEU:HA	1:C:1903:ALA:CB	0.71	2.15	4	9
1:C:1921:LEU:HD22	1:C:1926:LEU:HD21	0.71	1.62	7	2
2:B:12:MET:O	2:B:16:PHE:HB2	0.70	1.86	15	16
1:C:1911:ASN:CA	2:A:77:VAL:HG11	0.70	2.17	10	20
2:A:12:MET:O	2:A:16:PHE:HB2	0.70	1.85	15	16
1:C:1910:MET:SD	2:A:80:SER:HB2	0.69	2.27	7	20
1:C:1921:LEU:HB3	1:C:1926:LEU:HD11	0.69	1.63	14	1
2:A:28:LYS:HD2	2:A:69:GLU:HB3	0.69	1.63	14	3
1:C:1932:ARG:HA	2:B:89:PHE:HB3	0.68	1.64	9	2
1:C:1928:PHE:CD2	2:B:58:LEU:HD11	0.68	2.24	7	20
1:C:1911:ASN:HA	2:A:77:VAL:HG11	0.68	1.63	1	13
2:B:28:LYS:HB3	2:B:69:GLU:HB3	0.68	1.66	19	1
1:C:1927:PRO:HG3	2:B:54:ALA:HB1	0.67	1.65	8	1
2:A:72:PHE:CE1	2:B:84:MET:HA	0.67	2.24	5	3
2:A:50:THR:HB	2:A:55:PHE:HE2	0.67	1.50	3	4
2:A:13:VAL:HB	2:B:90:PHE:CD2	0.67	2.25	4	1
2:A:12:MET:SD	2:B:83:ALA:HB2	0.67	2.29	18	10
2:A:46:LEU:HB3	2:A:50:THR:OG1	0.67	1.90	17	8
2:A:63:ASP:HB3	2:A:66:ARG:HA	0.66	1.65	4	1
1:C:1912:ARG:HD2	1:C:1913:GLU:N	0.66	2.06	11	1
1:C:1928:PHE:HA	2:B:46:LEU:HA	0.66	1.67	10	10
2:A:63:ASP:OD2	2:A:66:ARG:HA	0.66	1.91	19	8
1:C:1917:LEU:HA	1:C:1920:LYS:CG	0.66	2.21	4	15
2:A:79:LEU:HD23	2:A:82:ILE:HD12	0.66	1.68	1	9
1:C:1917:LEU:HG	1:C:1920:LYS:HE3	0.66	1.67	15	4
1:C:1920:LYS:HE2	2:B:61:ASN:HA	0.66	1.67	20	1
2:A:62:LEU:HG	2:A:78:PHE:HB2	0.65	1.67	10	3
2:B:75:TYR:O	2:B:78:PHE:HB3	0.65	1.91	17	20
2:B:62:LEU:O	2:B:70:VAL:HG22	0.65	1.92	1	4
2:A:35:LYS:HA	2:A:55:PHE:CE2	0.65	2.27	16	14
2:A:72:PHE:CZ	2:B:87:ASN:HB2	0.65	2.27	10	1
1:C:1922:ARG:HD3	2:B:85:MET:SD	0.65	2.32	14	3
1:C:1910:MET:O	1:C:1914:VAL:HB	0.64	1.92	16	18
2:A:35:LYS:HA	2:A:55:PHE:CZ	0.64	2.28	10	15
1:C:1921:LEU:HA	1:C:1926:LEU:HD21	0.64	1.70	12	3
1:C:1911:ASN:HA	1:C:1914:VAL:HG12	0.64	1.69	12	10
2:B:35:LYS:HA	2:B:55:PHE:CZ	0.63	2.28	1	1
2:A:6:GLU:HB2	2:B:41:GLU:O	0.63	1.94	5	16
2:A:84:MET:HA	2:B:72:PHE:CE2	0.63	2.29	3	6
2:A:43:PRO:HB2	2:A:48:LYS:HE3	0.63	1.71	16	1

Continued on next page...

Continued from previous page...

Atom-1	Atom-2	Clash(Å)	Distance(Å)	Models	
				Worst	Total
2:B:34:LEU:HD11	2:B:70:VAL:HG21	0.62	1.69	17	2
1:C:1914:VAL:HG23	2:B:77:VAL:HG23	0.62	1.70	17	14
2:B:31:LYS:HG2	2:B:59:MET:HB2	0.62	1.69	9	11
1:C:1926:LEU:HB2	1:C:1927:PRO:HD2	0.62	1.71	12	3
1:C:1917:LEU:HG	2:B:81:CYS:SG	0.62	2.33	20	1
1:C:1917:LEU:HB3	2:B:81:CYS:SG	0.62	2.34	4	8
2:A:78:PHE:CE1	2:A:82:ILE:HD11	0.62	2.30	10	20
2:A:50:THR:HG23	2:A:54:ALA:HB3	0.62	1.70	7	1
2:A:75:TYR:O	2:A:78:PHE:HB3	0.62	1.95	11	19
1:C:1921:LEU:O	1:C:1926:LEU:HG	0.62	1.95	14	2
1:C:1928:PHE:C	1:C:1928:PHE:CD1	0.62	2.72	9	16
2:B:59:MET:CG	2:B:68:ASN:HA	0.62	2.25	3	3
2:A:50:THR:HB	2:A:55:PHE:HE1	0.61	1.55	18	9
2:A:72:PHE:CD2	2:B:87:ASN:HB2	0.61	2.31	12	3
1:C:1921:LEU:CD2	1:C:1926:LEU:HD21	0.61	2.25	7	2
2:A:5:LEU:HG	2:B:37:LEU:HD21	0.61	1.73	9	3
1:C:1917:LEU:HD23	1:C:1921:LEU:HG	0.61	1.73	16	7
2:A:76:CYS:HB3	2:B:80:SER:CB	0.61	2.25	11	8
1:C:1922:ARG:HD3	2:B:85:MET:CG	0.61	2.26	1	4
1:C:1899:GLU:HB2	2:A:85:MET:SD	0.61	2.36	10	11
1:C:1905:GLU:HA	2:A:61:ASN:HD22	0.61	1.56	9	1
1:C:1904:THR:O	2:A:61:ASN:HB3	0.60	1.96	4	19
1:C:1933:ARG:HA	2:B:90:PHE:HD1	0.60	1.57	10	1
1:C:1932:ARG:HD3	1:C:1932:ARG:H	0.60	1.55	14	1
1:C:1928:PHE:HA	2:B:46:LEU:O	0.59	1.97	15	8
1:C:1900:LEU:CG	2:A:58:LEU:HD13	0.59	2.27	20	19
2:B:62:LEU:HD12	2:B:78:PHE:HB2	0.59	1.73	17	6
2:A:80:SER:HB3	2:B:76:CYS:HB3	0.59	1.73	5	9
1:C:1911:ASN:HA	1:C:1914:VAL:CG1	0.59	2.27	12	9
1:C:1922:ARG:HD2	2:B:85:MET:SD	0.59	2.37	11	1
2:A:79:LEU:HD21	2:B:5:LEU:HD11	0.59	1.73	19	20
1:C:1927:PRO:CB	2:B:50:THR:HA	0.59	2.25	17	2
1:C:1904:THR:C	2:A:61:ASN:HB3	0.59	2.18	8	11
1:C:1920:LYS:NZ	2:B:61:ASN:HA	0.59	2.12	14	1
1:C:1917:LEU:O	1:C:1920:LYS:HG2	0.59	1.98	20	2
2:A:35:LYS:HA	2:A:55:PHE:CE1	0.59	2.33	8	5
1:C:1928:PHE:HB2	2:B:46:LEU:HA	0.59	1.72	9	3
2:A:34:LEU:HD11	2:A:70:VAL:HG21	0.58	1.75	17	12
2:A:38:LEU:HD22	2:A:46:LEU:HD21	0.58	1.73	10	6
2:A:50:THR:HG22	2:A:55:PHE:CD1	0.58	2.33	7	1
2:A:50:THR:HB	2:A:55:PHE:CE2	0.58	2.34	3	3

Continued on next page...

Continued from previous page...

Atom-1	Atom-2	Clash(Å)	Distance(Å)	Models	
				Worst	Total
2:B:55:PHE:CZ	2:B:58:LEU:HD23	0.58	2.34	19	14
1:C:1926:LEU:HD23	2:B:61:ASN:CB	0.58	2.28	7	2
1:C:1911:ASN:O	1:C:1914:VAL:HG12	0.58	1.97	8	18
1:C:1910:MET:HE1	2:B:76:CYS:HB2	0.58	1.75	8	15
2:A:38:LEU:HA	2:A:42:LEU:HB2	0.58	1.76	13	8
2:A:12:MET:HG2	2:A:79:LEU:HD12	0.58	1.75	3	17
2:A:38:LEU:HB3	2:A:46:LEU:HD21	0.57	1.76	5	10
2:B:67:ASP:O	2:B:68:ASN:HB2	0.57	1.99	2	7
1:C:1912:ARG:HD2	1:C:1913:GLU:H	0.57	1.58	11	1
2:B:55:PHE:CE1	2:B:58:LEU:HD23	0.57	2.34	1	2
1:C:1917:LEU:HA	1:C:1920:LYS:HG3	0.57	1.75	2	1
2:A:5:LEU:HD23	2:B:15:THR:HB	0.57	1.77	16	5
1:C:1917:LEU:HD21	2:B:62:LEU:HD13	0.57	1.75	14	4
2:B:62:LEU:O	2:B:74:GLU:HG2	0.56	2.00	1	4
2:A:81:CYS:HA	2:A:84:MET:HE3	0.56	1.78	5	3
1:C:1931:PRO:HG2	1:C:1933:ARG:O	0.56	2.00	14	4
2:B:30:ASN:HA	2:B:69:GLU:HA	0.56	1.77	15	4
2:B:3:CYS:HB2	2:B:6:GLU:HB3	0.56	1.77	12	4
1:C:1916:SER:O	1:C:1920:LYS:HG2	0.56	2.01	6	10
1:C:1900:LEU:HG	2:A:58:LEU:HD22	0.56	1.75	17	19
1:C:1922:ARG:HD3	2:B:85:MET:HG2	0.56	1.77	1	1
2:A:38:LEU:HA	2:A:42:LEU:HD13	0.56	1.78	4	14
2:A:76:CYS:HB2	2:B:80:SER:CB	0.56	2.27	20	4
2:B:38:LEU:HA	2:B:42:LEU:HB2	0.56	1.77	13	7
2:A:41:GLU:HG2	2:B:5:LEU:H	0.56	1.60	14	2
2:A:3:CYS:HB2	2:A:6:GLU:HB3	0.56	1.78	12	5
2:B:75:TYR:O	2:B:79:LEU:HD12	0.55	2.02	20	17
2:A:84:MET:HA	2:B:72:PHE:CZ	0.55	2.36	13	3
2:B:29:LEU:HD13	2:B:75:TYR:CD2	0.55	2.36	15	12
2:A:46:LEU:CD2	2:A:50:THR:HG21	0.55	2.23	20	10
1:C:1930:VAL:HG11	2:B:86:CYS:SG	0.55	2.42	1	8
2:A:15:THR:HB	2:B:5:LEU:HD23	0.55	1.78	11	8
1:C:1927:PRO:HB3	2:B:54:ALA:HB3	0.55	1.77	9	2
1:C:1929:VAL:HG23	2:B:85:MET:SD	0.55	2.41	5	1
1:C:1917:LEU:HA	1:C:1920:LYS:HE3	0.54	1.77	1	2
2:B:35:LYS:O	2:B:39:THR:HG23	0.54	2.02	1	15
2:B:78:PHE:O	2:B:82:ILE:HG12	0.54	2.02	9	1
1:C:1926:LEU:HB2	1:C:1927:PRO:CD	0.54	2.32	12	1
2:A:4:PRO:HD2	2:B:41:GLU:HG2	0.54	1.79	13	1
1:C:1917:LEU:CD1	1:C:1920:LYS:HE3	0.54	2.30	13	3
2:A:42:LEU:N	2:A:43:PRO:HD3	0.54	2.17	1	13

Continued on next page...

Continued from previous page...

Atom-1	Atom-2	Clash(Å)	Distance(Å)	Models	
				Worst	Total
2:A:47:GLY:O	2:A:48:LYS:HB2	0.54	2.03	8	3
2:A:38:LEU:HD13	2:A:55:PHE:HE1	0.54	1.62	3	3
2:A:41:GLU:HB3	2:B:5:LEU:HB3	0.54	1.80	14	5
1:C:1917:LEU:HD23	2:B:77:VAL:HG22	0.54	1.80	13	3
2:B:74:GLU:HA	2:B:77:VAL:HG12	0.54	1.80	4	9
2:A:38:LEU:HD13	2:A:55:PHE:CE2	0.54	2.38	14	9
2:B:51:ASP:O	2:B:55:PHE:HB2	0.54	2.02	11	5
2:B:12:MET:SD	2:B:79:LEU:HD13	0.54	2.43	13	6
2:B:87:ASN:HD22	2:B:88:GLU:N	0.54	2.01	7	1
2:B:84:MET:O	2:B:87:ASN:HB3	0.54	2.02	12	4
1:C:1928:PHE:O	1:C:1929:VAL:HG13	0.53	2.03	9	10
2:A:63:ASP:CB	2:A:66:ARG:HD2	0.53	2.33	4	1
1:C:1908:ASP:O	1:C:1912:ARG:HD3	0.53	2.02	7	1
1:C:1930:VAL:HG11	2:B:86:CYS:CB	0.53	2.34	9	8
2:A:8:ALA:O	2:A:12:MET:HG3	0.53	2.03	19	10
1:C:1917:LEU:HG	2:B:77:VAL:HG22	0.53	1.80	8	2
2:B:11:VAL:HA	2:B:14:SER:HB2	0.53	1.81	18	1
2:B:29:LEU:HB3	2:B:33:GLU:HB2	0.53	1.79	5	2
2:B:78:PHE:O	2:B:82:ILE:HG13	0.53	2.04	8	1
1:C:1928:PHE:HB2	2:B:46:LEU:HD22	0.53	1.80	5	7
1:C:1900:LEU:HD13	2:A:85:MET:CE	0.53	2.34	14	7
2:A:42:LEU:HD11	2:B:5:LEU:HD12	0.53	1.80	5	8
1:C:1921:LEU:HD23	2:B:61:ASN:HB3	0.53	1.80	14	1
2:B:62:LEU:HG	2:B:78:PHE:HD2	0.53	1.64	20	2
1:C:1918:LYS:HB2	2:B:81:CYS:HA	0.53	1.81	1	5
2:B:42:LEU:N	2:B:43:PRO:HD3	0.53	2.18	5	13
1:C:1931:PRO:HD3	2:B:45:PHE:HA	0.53	1.80	5	2
1:C:1914:VAL:HA	2:B:77:VAL:CG2	0.52	2.35	20	10
2:A:83:ALA:CB	2:B:12:MET:SD	0.52	2.95	2	10
2:A:62:LEU:HD23	2:A:70:VAL:HG21	0.52	1.81	11	12
1:C:1921:LEU:HA	1:C:1926:LEU:CD2	0.52	2.34	7	2
2:A:73:GLN:HE21	2:A:73:GLN:HA	0.52	1.63	8	1
2:A:4:PRO:O	2:B:11:VAL:HG21	0.52	2.05	14	13
2:B:62:LEU:HG	2:B:78:PHE:CD2	0.52	2.40	17	2
2:B:8:ALA:O	2:B:12:MET:HG3	0.52	2.03	19	10
2:B:31:LYS:HG2	2:B:59:MET:CB	0.52	2.35	12	6
2:B:77:VAL:HG22	2:B:81:CYS:HG	0.52	1.64	17	4
1:C:1917:LEU:C	1:C:1917:LEU:HD23	0.52	2.25	14	2
1:C:1927:PRO:HB3	2:B:54:ALA:HB1	0.52	1.81	15	1
1:C:1903:ALA:HA	2:A:85:MET:HB2	0.52	1.81	16	1
1:C:1901:GLU:O	1:C:1905:GLU:HB2	0.52	2.05	1	15

Continued on next page...

Continued from previous page...

Atom-1	Atom-2	Clash(Å)	Distance(Å)	Models	
				Worst	Total
2:A:58:LEU:O	2:A:62:LEU:HB2	0.52	2.05	8	5
1:C:1903:ALA:HB2	2:A:85:MET:CE	0.52	2.35	16	5
1:C:1926:LEU:HD23	2:B:61:ASN:HB2	0.52	1.82	8	2
2:A:28:LYS:HB3	2:A:69:GLU:HB3	0.52	1.81	9	1
2:A:11:VAL:HA	2:A:14:SER:HB2	0.52	1.80	18	1
2:B:86:CYS:SG	2:B:90:PHE:HB3	0.52	2.45	7	2
2:A:29:LEU:HB3	2:A:33:GLU:HB2	0.52	1.80	5	2
1:C:1899:GLU:H	1:C:1899:GLU:CD	0.52	2.09	10	8
2:A:35:LYS:O	2:A:39:THR:HG23	0.51	2.04	1	14
1:C:1917:LEU:O	1:C:1917:LEU:HD23	0.51	2.05	2	1
2:A:38:LEU:HB3	2:A:46:LEU:HD11	0.51	1.80	18	4
2:A:82:ILE:HB	2:B:9:LEU:HG	0.51	1.83	15	1
2:A:56:GLN:O	2:A:60:SER:HB2	0.51	2.05	19	1
2:A:62:LEU:O	2:A:74:GLU:HB3	0.51	2.05	6	5
2:B:35:LYS:HB2	2:B:55:PHE:CE2	0.51	2.39	2	5
2:A:28:LYS:HA	2:A:70:VAL:O	0.51	2.04	4	1
1:C:1922:ARG:HG2	2:B:85:MET:HG3	0.51	1.81	15	1
1:C:1922:ARG:HD2	2:B:85:MET:CG	0.51	2.32	3	1
2:B:74:GLU:HA	2:B:77:VAL:CG1	0.51	2.35	17	5
1:C:1927:PRO:HB3	2:B:54:ALA:CB	0.51	2.36	15	5
2:A:6:GLU:HA	2:B:45:PHE:HE2	0.51	1.66	18	2
1:C:1921:LEU:CA	1:C:1926:LEU:HG	0.51	2.34	19	1
1:C:1928:PHE:HD1	2:B:45:PHE:O	0.51	1.88	14	12
2:A:41:GLU:C	2:A:43:PRO:HD3	0.51	2.26	15	12
1:C:1930:VAL:HG21	2:B:86:CYS:HB2	0.51	1.80	1	3
2:A:81:CYS:HA	2:A:84:MET:CE	0.51	2.35	5	9
2:B:57:LYS:O	2:B:61:ASN:HB2	0.51	2.06	19	2
2:B:28:LYS:HG3	2:B:69:GLU:HB2	0.51	1.81	18	1
2:A:5:LEU:HD12	2:B:42:LEU:HD21	0.50	1.82	14	10
1:C:1913:GLU:HG3	2:B:77:VAL:HG21	0.50	1.83	19	4
1:C:1921:LEU:HD23	2:B:61:ASN:CB	0.50	2.36	14	1
1:C:1917:LEU:HD23	1:C:1917:LEU:C	0.50	2.27	15	8
1:C:1930:VAL:HG11	2:B:86:CYS:HB2	0.50	1.84	14	1
1:C:1917:LEU:CA	1:C:1920:LYS:HG2	0.50	2.34	14	1
1:C:1927:PRO:HA	2:B:48:LYS:HE3	0.50	1.84	9	1
1:C:1918:LYS:O	1:C:1922:ARG:HB2	0.50	2.07	3	1
2:B:30:ASN:ND2	2:B:33:GLU:HG2	0.50	2.22	18	8
2:A:62:LEU:HD21	2:A:78:PHE:CD1	0.50	2.42	20	2
2:B:41:GLU:C	2:B:43:PRO:HD3	0.49	2.27	4	12
2:A:50:THR:HB	2:A:55:PHE:CE1	0.49	2.42	10	4
2:A:38:LEU:HD13	2:A:55:PHE:CE1	0.49	2.42	3	5

Continued on next page...

Continued from previous page...

Atom-1	Atom-2	Clash(Å)	Distance(Å)	Models	
				Worst	Total
2:B:7:LYS:O	2:B:11:VAL:HG13	0.49	2.07	4	20
2:B:38:LEU:HA	2:B:42:LEU:HD13	0.49	1.84	17	9
2:A:57:LYS:O	2:A:57:LYS:HD3	0.49	2.06	17	1
1:C:1921:LEU:HA	1:C:1926:LEU:CG	0.49	2.33	15	9
2:B:31:LYS:HE2	2:B:68:ASN:OD1	0.49	2.07	4	1
2:A:14:SER:O	2:A:18:LYS:HG3	0.49	2.07	7	1
2:B:18:LYS:HD2	2:B:19:TYR:CE2	0.49	2.42	9	1
1:C:1914:VAL:CB	2:B:77:VAL:HG23	0.49	2.37	12	1
1:C:1933:ARG:H	2:B:89:PHE:HB3	0.49	1.67	17	1
1:C:1912:ARG:N	1:C:1912:ARG:HD2	0.49	2.23	20	1
1:C:1921:LEU:HD13	1:C:1928:PHE:CZ	0.49	2.43	4	4
1:C:1920:LYS:HB2	2:B:61:ASN:OD1	0.49	2.08	8	2
2:B:77:VAL:HG22	2:B:81:CYS:SG	0.49	2.47	15	5
1:C:1921:LEU:HB3	1:C:1926:LEU:CD1	0.49	2.38	19	1
2:A:30:ASN:ND2	2:A:33:GLU:HG2	0.49	2.23	18	7
1:C:1933:ARG:HA	2:B:90:PHE:CD1	0.49	2.43	14	1
1:C:1914:VAL:HG21	2:B:80:SER:HB2	0.49	1.83	18	1
2:B:31:LYS:NZ	2:B:56:GLN:HA	0.49	2.23	18	1
2:A:9:LEU:HG	2:B:82:ILE:CG2	0.49	2.38	5	3
2:B:54:ALA:O	2:B:57:LYS:HB2	0.49	2.08	6	1
2:B:51:ASP:H	2:B:54:ALA:HB3	0.49	1.68	8	1
2:B:28:LYS:HG3	2:B:69:GLU:HB3	0.49	1.85	11	1
2:A:7:LYS:HA	2:A:10:ASP:HB3	0.49	1.85	14	2
2:A:79:LEU:HD22	2:B:9:LEU:HD11	0.48	1.84	20	3
2:B:77:VAL:HA	2:B:80:SER:OG	0.48	2.07	6	6
2:A:84:MET:SD	2:B:73:GLN:HG3	0.48	2.48	3	1
1:C:1915:SER:O	1:C:1918:LYS:HE2	0.48	2.08	19	3
2:B:7:LYS:HA	2:B:10:ASP:HB3	0.48	1.85	14	2
1:C:1927:PRO:CG	2:B:54:ALA:HB1	0.48	2.38	8	1
2:B:73:GLN:O	2:B:77:VAL:HG12	0.48	2.08	17	11
2:A:15:THR:CB	2:B:5:LEU:HD23	0.48	2.38	9	7
2:B:14:SER:O	2:B:18:LYS:HG3	0.48	2.07	7	1
1:C:1903:ALA:O	2:A:81:CYS:HB3	0.48	2.07	13	2
1:C:1921:LEU:CB	1:C:1926:LEU:HD11	0.48	2.37	14	1
1:C:1917:LEU:CG	2:B:81:CYS:SG	0.48	3.02	20	1
2:A:34:LEU:O	2:A:38:LEU:HD12	0.48	2.09	13	14
2:A:11:VAL:HA	2:A:14:SER:HB3	0.48	1.84	19	3
1:C:1921:LEU:HD23	2:B:61:ASN:HD22	0.48	1.67	5	1
2:B:36:GLU:HA	2:B:39:THR:OG1	0.48	2.09	5	2
1:C:1922:ARG:NH1	1:C:1929:VAL:HB	0.48	2.22	9	1
2:B:55:PHE:CE2	2:B:58:LEU:HD23	0.48	2.44	10	11

Continued on next page...

Continued from previous page...

Atom-1	Atom-2	Clash(Å)	Distance(Å)	Models	
				Worst	Total
2:A:72:PHE:CD2	2:B:87:ASN:HB3	0.48	2.43	7	1
2:A:87:ASN:HB2	2:B:13:VAL:HG11	0.48	1.85	7	3
1:C:1932:ARG:H	1:C:1932:ARG:HD2	0.48	1.68	8	1
2:A:71:ASP:OD1	2:A:73:GLN:HG2	0.48	2.08	16	2
2:A:50:THR:HG22	2:A:54:ALA:HB3	0.48	1.85	1	1
1:C:1914:VAL:O	1:C:1918:LYS:HB3	0.48	2.08	15	2
2:B:36:GLU:HA	2:B:39:THR:HG1	0.48	1.68	5	1
2:A:29:LEU:HB3	2:A:34:LEU:HG	0.48	1.84	6	3
2:A:4:PRO:HB3	2:B:11:VAL:CG1	0.48	2.39	18	11
2:B:63:ASP:HA	2:B:74:GLU:HG2	0.48	1.85	20	3
2:B:34:LEU:O	2:B:38:LEU:HD12	0.47	2.09	19	13
1:C:1917:LEU:CD2	1:C:1920:LYS:HE3	0.47	2.38	8	3
1:C:1926:LEU:HD21	2:B:61:ASN:HD22	0.47	1.69	13	2
2:A:67:ASP:O	2:A:68:ASN:HB2	0.47	2.08	20	1
2:A:7:LYS:O	2:A:11:VAL:HG13	0.47	2.09	4	20
2:B:11:VAL:HA	2:B:14:SER:HB3	0.47	1.85	15	3
1:C:1917:LEU:HD12	1:C:1920:LYS:HG3	0.47	1.85	13	3
1:C:1911:ASN:CA	1:C:1914:VAL:HG12	0.47	2.40	12	1
1:C:1931:PRO:HG3	2:B:44:SER:O	0.47	2.09	13	1
2:A:72:PHE:CZ	2:B:84:MET:HA	0.47	2.44	10	2
2:A:72:PHE:CE2	2:B:87:ASN:HB2	0.47	2.45	9	3
1:C:1913:GLU:O	1:C:1917:LEU:N	0.47	2.45	5	6
1:C:1932:ARG:HA	2:B:89:PHE:CZ	0.47	2.43	13	1
2:B:29:LEU:HB3	2:B:34:LEU:HG	0.47	1.86	6	2
2:A:47:GLY:O	2:A:48:LYS:HG2	0.47	2.09	14	1
2:A:20:SER:HB3	2:A:29:LEU:CG	0.47	2.32	17	3
2:A:19:TYR:CE1	2:A:36:GLU:HB3	0.47	2.45	5	2
1:C:1917:LEU:O	1:C:1921:LEU:HG	0.47	2.09	12	3
1:C:1913:GLU:O	1:C:1917:LEU:HB2	0.47	2.09	18	1
2:A:76:CYS:CB	2:B:80:SER:HB2	0.47	2.40	5	1
1:C:1903:ALA:HB1	2:A:85:MET:HB2	0.47	1.86	14	1
2:A:79:LEU:CD2	2:B:5:LEU:HD11	0.47	2.40	9	5
2:B:59:MET:HG2	2:B:68:ASN:HA	0.47	1.85	3	1
2:A:63:ASP:HB3	2:A:66:ARG:HD2	0.47	1.85	4	1
2:A:36:GLU:HA	2:A:39:THR:OG1	0.47	2.10	5	2
2:A:18:LYS:HD2	2:A:19:TYR:CE2	0.47	2.45	9	1
2:A:34:LEU:HD12	2:A:59:MET:SD	0.47	2.50	12	1
2:B:53:ALA:O	2:B:56:GLN:HG2	0.47	2.09	2	1
2:A:62:LEU:HD11	2:A:78:PHE:CB	0.46	2.39	11	3
2:A:38:LEU:HA	2:A:42:LEU:CD1	0.46	2.40	14	2
2:B:28:LYS:HE2	2:B:69:GLU:HG3	0.46	1.87	15	1

Continued on next page...

Continued from previous page...

Atom-1	Atom-2	Clash(Å)	Distance(Å)	Models	
				Worst	Total
2:B:20:SER:CB	2:B:29:LEU:HG	0.46	2.31	17	1
2:A:41:GLU:HB3	2:B:5:LEU:CB	0.46	2.40	3	3
2:A:38:LEU:HD13	2:A:55:PHE:HE2	0.46	1.68	11	3
1:C:1904:THR:O	1:C:1907:ALA:HB3	0.46	2.10	6	5
2:A:35:LYS:HG3	2:A:55:PHE:CE2	0.46	2.46	15	2
1:C:1900:LEU:HD13	2:A:85:MET:HE1	0.46	1.87	14	1
1:C:1930:VAL:HG12	1:C:1931:PRO:O	0.46	2.10	15	2
1:C:1926:LEU:HD23	2:B:61:ASN:ND2	0.46	2.24	12	1
2:A:5:LEU:HD12	2:B:42:LEU:HD11	0.46	1.86	5	4
2:A:82:ILE:HB	2:B:9:LEU:CD1	0.46	2.40	12	3
2:A:65:ASN:OD1	2:A:67:ASP:HB2	0.46	2.10	5	1
2:B:88:GLU:HG3	2:B:89:PHE:HD1	0.46	1.71	9	1
2:B:83:ALA:O	2:B:86:CYS:HB3	0.46	2.11	12	2
2:B:28:LYS:CG	2:B:69:GLU:HB2	0.46	2.41	13	2
1:C:1917:LEU:HD23	1:C:1917:LEU:O	0.46	2.11	11	6
1:C:1917:LEU:HA	1:C:1920:LYS:HE2	0.46	1.86	3	1
2:A:76:CYS:SG	2:A:77:VAL:HG13	0.46	2.51	6	4
2:A:79:LEU:O	2:B:9:LEU:HD12	0.46	2.10	7	2
2:B:55:PHE:HA	2:B:58:LEU:HB3	0.46	1.86	16	2
2:A:63:ASP:HB2	2:A:66:ARG:HH11	0.46	1.71	4	1
1:C:1932:ARG:HD2	1:C:1932:ARG:N	0.46	2.25	8	1
1:C:1921:LEU:HA	1:C:1926:LEU:CD1	0.46	2.41	18	4
1:C:1917:LEU:HA	1:C:1920:LYS:CE	0.46	2.41	3	2
1:C:1928:PHE:CD1	1:C:1928:PHE:C	0.45	2.88	11	3
1:C:1926:LEU:HD13	2:B:58:LEU:HD13	0.45	1.89	19	1
2:A:42:LEU:HD21	2:B:5:LEU:HD12	0.45	1.88	15	1
2:A:80:SER:OG	2:B:80:SER:HB3	0.45	2.12	6	3
1:C:1910:MET:HA	1:C:1913:GLU:HG2	0.45	1.88	17	1
1:C:1917:LEU:C	1:C:1917:LEU:CD1	0.45	2.84	20	1
2:A:41:GLU:O	2:B:6:GLU:HB2	0.45	2.12	6	5
2:B:13:VAL:HG12	2:B:72:PHE:CZ	0.45	2.46	7	3
2:A:37:LEU:HD11	2:A:75:TYR:OH	0.45	2.11	12	2
2:B:42:LEU:HB3	2:B:45:PHE:HD2	0.45	1.72	15	2
1:C:1922:ARG:NE	1:C:1922:ARG:HA	0.45	2.24	11	1
1:C:1903:ALA:HB2	2:A:85:MET:HG3	0.45	1.87	10	2
2:B:35:LYS:HB2	2:B:55:PHE:CZ	0.45	2.47	10	1
2:A:46:LEU:HD13	2:A:50:THR:OG1	0.45	2.11	20	1
2:A:74:GLU:HA	2:A:77:VAL:HG22	0.45	1.87	8	1
2:A:16:PHE:CZ	2:A:72:PHE:HD1	0.45	2.30	18	1
2:B:13:VAL:HG12	2:B:72:PHE:HZ	0.45	1.72	2	3
2:A:12:MET:HG2	2:A:79:LEU:CD1	0.45	2.42	4	1

Continued on next page...

Continued from previous page...

Atom-1	Atom-2	Clash(Å)	Distance(Å)	Models	
				Worst	Total
2:A:76:CYS:HB3	2:B:84:MET:HB2	0.45	1.87	16	2
2:A:20:SER:CB	2:A:29:LEU:HG	0.45	2.30	17	1
2:B:75:TYR:CE1	2:B:79:LEU:HD11	0.45	2.47	10	3
1:C:1926:LEU:HD22	2:B:58:LEU:CD1	0.45	2.38	12	1
2:B:86:CYS:SG	2:B:90:PHE:HB2	0.45	2.52	15	1
2:B:83:ALA:O	2:B:86:CYS:HB2	0.45	2.12	18	1
2:A:38:LEU:HD11	2:A:78:PHE:CZ	0.44	2.47	14	1
2:A:82:ILE:HG23	2:A:85:MET:SD	0.44	2.52	5	4
2:A:19:TYR:CD1	2:A:36:GLU:HB3	0.44	2.48	4	1
2:A:28:LYS:HD2	2:A:69:GLU:O	0.44	2.12	11	1
1:C:1907:ALA:CA	2:A:81:CYS:SG	0.44	3.05	15	9
2:A:73:GLN:NE2	2:B:84:MET:SD	0.44	2.91	7	1
1:C:1928:PHE:HD2	2:B:58:LEU:HD11	0.44	1.72	17	2
1:C:1931:PRO:C	1:C:1933:ARG:H	0.44	2.15	2	1
2:B:20:SER:HB3	2:B:29:LEU:CG	0.44	2.32	17	3
2:A:71:ASP:HB3	2:A:74:GLU:HG2	0.44	1.89	17	1
1:C:1932:ARG:HA	2:B:89:PHE:CB	0.44	2.40	9	1
1:C:1914:VAL:CG2	2:B:77:VAL:HG23	0.44	2.41	5	2
2:A:52:GLU:O	2:A:56:GLN:HB2	0.44	2.13	8	1
1:C:1927:PRO:HD2	2:B:58:LEU:HD13	0.44	1.89	9	1
2:A:35:LYS:HG3	2:A:55:PHE:CE1	0.44	2.47	11	1
2:B:35:LYS:HA	2:B:55:PHE:HZ	0.44	1.69	1	1
1:C:1911:ASN:HD21	2:A:73:GLN:HG3	0.44	1.73	3	1
2:B:42:LEU:N	2:B:42:LEU:HD12	0.44	2.28	4	1
1:C:1909:ALA:O	1:C:1912:ARG:HG3	0.44	2.12	11	1
1:C:1918:LYS:HE3	1:C:1919:ASN:CA	0.44	2.43	18	1
2:B:62:LEU:CG	2:B:78:PHE:HD2	0.44	2.25	20	1
2:A:9:LEU:HD22	2:A:9:LEU:H	0.43	1.73	8	3
2:A:41:GLU:OE1	2:B:5:LEU:HB2	0.43	2.12	10	2
1:C:1908:ASP:O	1:C:1912:ARG:HG2	0.43	2.13	13	1
2:A:87:ASN:HB2	2:B:72:PHE:CE2	0.43	2.48	17	1
2:B:59:MET:SD	2:B:68:ASN:HA	0.43	2.53	17	1
2:B:68:ASN:HD22	2:B:68:ASN:N	0.43	2.11	17	1
1:C:1904:THR:HG21	2:A:62:LEU:HD13	0.43	1.90	2	2
1:C:1908:ASP:HB2	2:A:66:ARG:HH22	0.43	1.74	2	1
2:B:81:CYS:O	2:B:85:MET:N	0.43	2.49	5	1
2:A:6:GLU:HG3	2:B:45:PHE:CE2	0.43	2.48	5	1
2:B:42:LEU:HB3	2:B:45:PHE:HB2	0.43	1.89	19	1
1:C:1922:ARG:HA	1:C:1922:ARG:HE	0.43	1.74	11	1
1:C:1910:MET:O	1:C:1914:VAL:N	0.43	2.51	14	3
2:A:15:THR:O	2:A:18:LYS:HB3	0.43	2.13	15	1

Continued on next page...

Continued from previous page...

Atom-1	Atom-2	Clash(Å)	Distance(Å)	Models	
				Worst	Total
1:C:1917:LEU:HD12	2:B:77:VAL:HG22	0.43	1.90	5	1
2:B:31:LYS:HE3	2:B:68:ASN:OD1	0.43	2.12	7	1
2:B:20:SER:HB3	2:B:29:LEU:CD1	0.43	2.43	8	4
1:C:1920:LYS:HZ2	2:B:61:ASN:HA	0.43	1.72	14	1
2:A:13:VAL:HB	2:B:90:PHE:CE2	0.43	2.47	4	1
1:C:1918:LYS:CA	2:B:81:CYS:SG	0.43	3.03	10	1
1:C:1932:ARG:O	1:C:1933:ARG:HB2	0.43	2.14	13	1
1:C:1904:THR:HA	1:C:1907:ALA:HB2	0.43	1.91	8	1
2:A:16:PHE:CZ	2:A:72:PHE:CD1	0.43	3.07	10	1
2:A:28:LYS:HZ3	2:A:28:LYS:HB2	0.43	1.74	13	1
1:C:1907:ALA:HB1	2:A:77:VAL:HG23	0.43	1.91	6	2
2:A:82:ILE:O	2:A:86:CYS:N	0.43	2.51	2	2
2:A:82:ILE:HG23	2:A:85:MET:CE	0.43	2.44	10	2
2:B:80:SER:O	2:B:84:MET:HB3	0.43	2.14	7	2
1:C:1917:LEU:HD12	2:B:81:CYS:CB	0.43	2.44	8	1
2:B:42:LEU:HD12	2:B:42:LEU:N	0.43	2.29	17	2
1:C:1909:ALA:O	1:C:1912:ARG:HD3	0.43	2.14	12	1
1:C:1918:LYS:O	1:C:1922:ARG:HG2	0.43	2.13	13	1
1:C:1910:MET:HG3	2:B:77:VAL:HB	0.42	1.90	1	1
2:B:87:ASN:HD22	2:B:87:ASN:C	0.42	2.17	7	1
1:C:1917:LEU:HD22	2:B:81:CYS:CB	0.42	2.44	1	2
2:B:77:VAL:O	2:B:81:CYS:SG	0.42	2.77	20	4
1:C:1921:LEU:CD2	1:C:1926:LEU:HD11	0.42	2.41	13	1
2:A:46:LEU:HB3	2:A:50:THR:CG2	0.42	2.45	19	2
2:A:13:VAL:HB	2:B:90:PHE:CG	0.42	2.48	4	1
1:C:1910:MET:HE1	2:B:76:CYS:CB	0.42	2.45	8	1
2:A:72:PHE:CE2	2:B:84:MET:CA	0.42	3.03	13	1
1:C:1899:GLU:HG3	2:A:85:MET:SD	0.42	2.54	20	1
1:C:1917:LEU:HD12	2:B:81:CYS:HB2	0.42	1.91	8	1
2:A:62:LEU:CG	2:A:78:PHE:HB2	0.42	2.41	10	1
2:A:36:GLU:HA	2:A:39:THR:HG1	0.42	1.73	5	2
1:C:1928:PHE:HA	2:B:46:LEU:CA	0.42	2.42	10	1
2:A:73:GLN:HB2	2:A:74:GLU:OE2	0.42	2.15	8	1
1:C:1900:LEU:CD1	2:A:58:LEU:HD13	0.42	2.44	20	2
2:B:35:LYS:CA	2:B:55:PHE:CZ	0.42	3.02	1	1
2:A:4:PRO:HB3	2:B:11:VAL:HG11	0.42	1.90	8	1
2:B:38:LEU:HA	2:B:42:LEU:CD1	0.42	2.44	14	1
1:C:1917:LEU:HD11	2:B:62:LEU:CD1	0.42	2.45	20	1
1:C:1932:ARG:N	1:C:1932:ARG:HD2	0.41	2.30	7	1
2:A:5:LEU:HD23	2:B:15:THR:CB	0.41	2.45	16	1
2:B:31:LYS:HA	2:B:55:PHE:CE1	0.41	2.50	16	1

Continued on next page...

Continued from previous page...

Atom-1	Atom-2	Clash(Å)	Distance(Å)	Models	
				Worst	Total
1:C:1911:ASN:HB2	2:A:77:VAL:HG11	0.41	1.92	13	3
2:B:48:LYS:O	2:B:49:ARG:HB2	0.41	2.14	20	2
2:B:62:LEU:CD1	2:B:78:PHE:HB2	0.41	2.45	10	2
2:A:58:LEU:HD11	2:A:78:PHE:CE1	0.41	2.49	14	1
2:A:62:LEU:HD11	2:A:78:PHE:HA	0.41	1.92	3	1
2:B:19:TYR:CD1	2:B:36:GLU:HB3	0.41	2.50	4	1
2:A:64:SER:HA	2:A:66:ARG:CZ	0.41	2.45	10	1
2:A:65:ASN:HD22	2:A:66:ARG:N	0.41	2.13	7	1
2:A:7:LYS:O	2:A:11:VAL:HG22	0.41	2.16	14	2
2:A:62:LEU:HD11	2:A:78:PHE:CD1	0.41	2.49	15	1
1:C:1926:LEU:CD2	2:B:61:ASN:HD22	0.41	2.29	1	1
2:B:54:ALA:HA	2:B:57:LYS:HD2	0.41	1.92	2	1
2:A:72:PHE:CD1	2:A:72:PHE:C	0.41	2.94	2	1
2:B:12:MET:CE	2:B:79:LEU:HD22	0.41	2.45	13	2
1:C:1921:LEU:HD22	1:C:1926:LEU:CD2	0.41	2.42	8	1
2:A:63:ASP:CG	2:A:68:ASN:H	0.41	2.19	13	2
2:A:42:LEU:HD12	2:A:42:LEU:N	0.41	2.31	10	1
2:B:76:CYS:O	2:B:79:LEU:HB2	0.41	2.15	17	1
2:A:57:LYS:HA	2:A:57:LYS:HE2	0.41	1.93	18	1
2:A:29:LEU:HD13	2:A:75:TYR:CD2	0.41	2.51	6	1
1:C:1918:LYS:HA	2:B:81:CYS:HB3	0.41	1.93	7	1
2:A:62:LEU:HD11	2:A:78:PHE:HB2	0.41	1.91	11	1
2:A:4:PRO:HB2	2:B:41:GLU:OE1	0.41	2.15	12	1
2:B:70:VAL:CG1	2:B:75:TYR:HB2	0.41	2.46	17	1
2:B:87:ASN:ND2	2:B:88:GLU:H	0.41	2.14	17	1
2:A:63:ASP:O	2:A:66:ARG:HD3	0.41	2.16	6	1
2:B:9:LEU:HD22	2:B:9:LEU:H	0.41	1.75	8	1
1:C:1922:ARG:HB2	2:B:85:MET:HG3	0.41	1.92	11	1
2:B:7:LYS:O	2:B:11:VAL:HG22	0.41	2.16	14	1
1:C:1912:ARG:HH12	2:A:64:SER:CB	0.41	2.28	20	1
2:A:46:LEU:HD22	2:A:50:THR:CG2	0.41	2.29	2	1
2:A:33:GLU:HA	2:A:33:GLU:OE1	0.41	2.15	5	1
2:A:38:LEU:CB	2:A:46:LEU:HD11	0.41	2.46	9	1
2:B:88:GLU:HG3	2:B:89:PHE:CD1	0.41	2.50	9	1
2:B:33:GLU:OE1	2:B:33:GLU:HA	0.40	2.16	5	1
1:C:1903:ALA:HB2	2:A:85:MET:HE3	0.40	1.92	8	1
2:A:20:SER:HB3	2:A:29:LEU:CD1	0.40	2.46	14	2
2:B:84:MET:HE3	2:B:84:MET:HB3	0.40	1.71	8	2
2:A:36:GLU:O	2:A:40:ARG:HG2	0.40	2.16	10	1
2:B:16:PHE:CE2	2:B:75:TYR:CD1	0.40	3.09	10	1
2:A:15:THR:HA	2:A:18:LYS:CG	0.40	2.47	1	1

Continued on next page...

Continued from previous page...

Atom-1	Atom-2	Clash(Å)	Distance(Å)	Models	
				Worst	Total
1:C:1912:ARG:NH2	2:A:64:SER:HB2	0.40	2.31	2	1
2:A:13:VAL:HG12	2:A:72:PHE:CE2	0.40	2.51	2	1
1:C:1901:GLU:HA	2:A:57:LYS:HG2	0.40	1.92	4	1
1:C:1910:MET:CG	2:A:77:VAL:HG12	0.40	2.45	5	1
2:A:50:THR:HG22	2:A:55:PHE:CE1	0.40	2.51	7	1
1:C:1916:SER:O	1:C:1919:ASN:HB3	0.40	2.16	16	1
2:B:50:THR:HB	2:B:55:PHE:CE2	0.40	2.52	1	1
2:A:82:ILE:HG23	2:A:85:MET:HE3	0.40	1.93	3	1
2:A:38:LEU:CD2	2:A:46:LEU:HD21	0.40	2.46	5	1
2:B:32:SER:O	2:B:35:LYS:HB3	0.40	2.17	5	1
2:B:62:LEU:HG	2:B:78:PHE:CD1	0.40	2.51	11	1
2:A:13:VAL:O	2:A:16:PHE:HB3	0.40	2.17	14	1
2:A:32:SER:O	2:A:35:LYS:HB3	0.40	2.17	5	1
1:C:1911:ASN:CB	2:A:77:VAL:HG11	0.40	2.46	8	1
1:C:1912:ARG:HD3	1:C:1913:GLU:N	0.40	2.31	12	1
2:A:6:GLU:HA	2:B:45:PHE:CE2	0.40	2.51	13	1
2:B:28:LYS:HZ2	2:B:28:LYS:HB2	0.40	1.75	13	1
1:C:1918:LYS:HB2	2:B:81:CYS:CA	0.40	2.46	1	1
2:B:19:TYR:CE1	2:B:36:GLU:HB3	0.40	2.52	5	1
2:B:78:PHE:O	2:B:81:CYS:HB3	0.40	2.17	13	1

6.3 Torsion angles (i)

6.3.1 Protein backbone (i)

In the following table, the Percentiles column shows the percent Ramachandran outliers of the chain as a percentile score with respect to all PDB entries followed by that with respect to all NMR entries. The Analysed column shows the number of residues for which the backbone conformation was analysed and the total number of residues.

Mol	Chain	Analysed	Favoured	Allowed	Outliers	Percentiles	
1	C	32/39 (82%)	28±1 (87±3%)	4±1 (12±3%)	0±1 (1±2%)	29	74
2	A	81/113 (72%)	70±2 (86±2%)	11±2 (13±2%)	0±1 (1±1%)	29	74
2	B	83/113 (73%)	71±2 (85±2%)	12±2 (14±2%)	1±1 (1±1%)	21	69
All	All	3920/5300 (74%)	3365 (86%)	527 (13%)	28 (1%)	26	73

All 9 unique Ramachandran outliers are listed below. They are sorted by the frequency of occurrence in the ensemble.

Mol	Chain	Res	Type	Models (Total)
2	B	49	ARG	7
2	B	47	GLY	6
2	A	63	ASP	5
2	A	48	LYS	4
2	B	68	ASN	2
1	C	1932	ARG	1
1	C	1933	ARG	1
1	C	1899	GLU	1
1	C	1927	PRO	1

6.3.2 Protein sidechains (i)

In the following table, the Percentiles column shows the percent sidechain outliers of the chain as a percentile score with respect to all PDB entries followed by that with respect to all NMR entries. The Analysed column shows the number of residues for which the sidechain conformation was analysed and the total number of residues.

Mol	Chain	Analysed	Rotameric	Outliers	Percentiles	
1	C	29/34 (85%)	24±1 (84±2%)	5±1 (16±2%)	5	41
2	A	74/102 (73%)	68±1 (92±2%)	6±1 (8±2%)	16	63
2	B	76/102 (75%)	68±2 (90±2%)	8±2 (10±2%)	11	56
All	All	3580/4760 (75%)	3215 (90%)	365 (10%)	11	56

All 52 unique residues with a non-rotameric sidechain are listed below. They are sorted by the frequency of occurrence in the ensemble.

Mol	Chain	Res	Type	Models (Total)
1	C	1906	THR	20
1	C	1928	PHE	20
2	A	5	LEU	20
2	B	5	LEU	20
2	B	79	LEU	20
2	B	38	LEU	19
2	A	50	THR	18
2	B	55	PHE	18
1	C	1918	LYS	18
1	C	1926	LEU	17
2	A	38	LEU	17
2	B	72	PHE	15
2	A	57	LYS	14
2	B	68	ASN	11

Continued on next page...

Continued from previous page...

Mol	Chain	Res	Type	Models (Total)
2	B	81	CYS	8
2	A	7	LYS	7
2	B	7	LYS	7
2	B	9	LEU	7
2	A	41	GLU	6
2	B	41	GLU	6
2	A	74	GLU	6
2	A	16	PHE	5
2	B	16	PHE	5
1	C	1922	ARG	5
2	A	28	LYS	5
2	B	28	LYS	5
1	C	1914	VAL	4
2	A	68	ASN	4
2	A	48	LYS	4
2	A	66	ARG	3
1	C	1917	LEU	3
2	B	87	ASN	3
1	C	1932	ARG	2
1	C	1900	LEU	2
2	A	9	LEU	2
2	B	48	LYS	2
1	C	1912	ARG	2
1	C	1920	LYS	1
2	A	62	LEU	1
2	B	90	PHE	1
2	B	61	ASN	1
2	A	65	ASN	1
1	C	1899	GLU	1
2	A	49	ARG	1
2	A	73	GLN	1
2	B	74	GLU	1
2	B	65	ASN	1
2	A	88	GLU	1
2	B	49	ARG	1
2	B	69	GLU	1
2	A	76	CYS	1
2	B	80	SER	1

6.3.3 RNA (i)

There are no RNA molecules in this entry.

6.4 Non-standard residues in protein, DNA, RNA chains (i)

There are no non-standard protein/DNA/RNA residues in this entry.

6.5 Carbohydrates (i)

There are no monosaccharides in this entry.

6.6 Ligand geometry (i)

There are no ligands in this entry.

6.7 Other polymers (i)

There are no such molecules in this entry.

6.8 Polymer linkage issues (i)

There are no chain breaks in this entry.

7 Chemical shift validation (i)

The completeness of assignment taking into account all chemical shift lists is 46% for the well-defined parts and 45% for the entire structure.

7.1 Chemical shift list 1

File name: working_cs.cif

Chemical shift list name: *S100A4_chain_A*

7.1.1 Bookkeeping (i)

The following table shows the results of parsing the chemical shift list and reports the number of nuclei with statistically unusual chemical shifts.

Total number of shifts	1270
Number of shifts mapped to atoms	1270
Number of unparsed shifts	0
Number of shifts with mapping errors	0
Number of shifts with mapping warnings	0
Number of shift outliers (ShiftChecker)	1

7.1.2 Chemical shift referencing (i)

The following table shows the suggested chemical shift referencing corrections.

Nucleus	# values	Correction ± precision, *ppm*	Suggested action
$^{13}C_{\alpha}$	100	-0.71 ± 0.14	Should be checked
$^{13}C_{\beta}$	96	0.21 ± 0.14	None needed (< 0.5 ppm)
$^{13}C'$	98	-0.39 ± 0.14	None needed (< 0.5 ppm)
^{15}N	96	0.49 ± 0.40	None needed (< 0.5 ppm)

7.1.3 Completeness of resonance assignments (i)

The following table shows the completeness of the chemical shift assignments for the well-defined regions of the structure. The overall completeness is 38%, i.e. 1025 atoms were assigned a chemical shift out of a possible 2701. 0 out of 37 assigned methyl groups (LEU and VAL) were assigned stereospecifically.

	Total	^{1}H	^{13}C	^{15}N
Backbone	401/972 (41%)	162/390 (42%)	160/392 (41%)	79/190 (42%)
Sidechain	562/1547 (36%)	382/999 (38%)	174/486 (36%)	6/62 (10%)

Continued on next page...

Continued from previous page...

	Total	^{1}H	^{13}C	^{15}N
Aromatic	62/182 (34%)	31/89 (35%)	31/89 (35%)	0/4 (0%)
Overall	1025/2701 (38%)	575/1478 (39%)	365/967 (38%)	85/256 (33%)

The following table shows the completeness of the chemical shift assignments for the full structure. The overall completeness is 38%, i.e. 1268 atoms were assigned a chemical shift out of a possible 3351. 0 out of 37 assigned methyl groups (LEU and VAL) were assigned stereospecifically.

	Total	^{1}H	^{13}C	^{15}N
Backbone	494/1194 (41%)	200/481 (42%)	198/482 (41%)	96/231 (42%)
Sidechain	684/1915 (36%)	464/1227 (38%)	214/601 (36%)	6/87 (7%)
Aromatic	90/242 (37%)	45/119 (38%)	45/119 (38%)	0/4 (0%)
Overall	1268/3351 (38%)	709/1827 (39%)	457/1202 (38%)	102/322 (32%)

7.1.4 Statistically unusual chemical shifts (i)

The following table lists the statistically unusual chemical shifts. These are statistical measures, and large deviations from the mean do not necessarily imply incorrect assignments. Molecules containing paramagnetic centres or hemes are expected to give rise to anomalous chemical shifts.

List Id	Chain	Res	Type	Atom	Shift, *ppm*	Expected range, *ppm*	Z-score
1	A	20	SER	HB3	2.17	2.49 – 5.20	-6.2

7.1.5 Random Coil Index (RCI) plots (i)

The image below reports *random coil index* values for the protein chains in the structure. The height of each bar gives a probability of a given residue to be disordered, as predicted from the available chemical shifts and the amino acid sequence. A value above 0.2 is an indication of significant predicted disorder. The colour of the bar shows whether the residue is in the well-defined core (black) or in the ill-defined residue ranges (cyan), as described in section 2 on ensemble composition.If well-defined core and ill-defined regions are not identified then it is shown as gray bars.

Random coil index (RCI) for chain A:

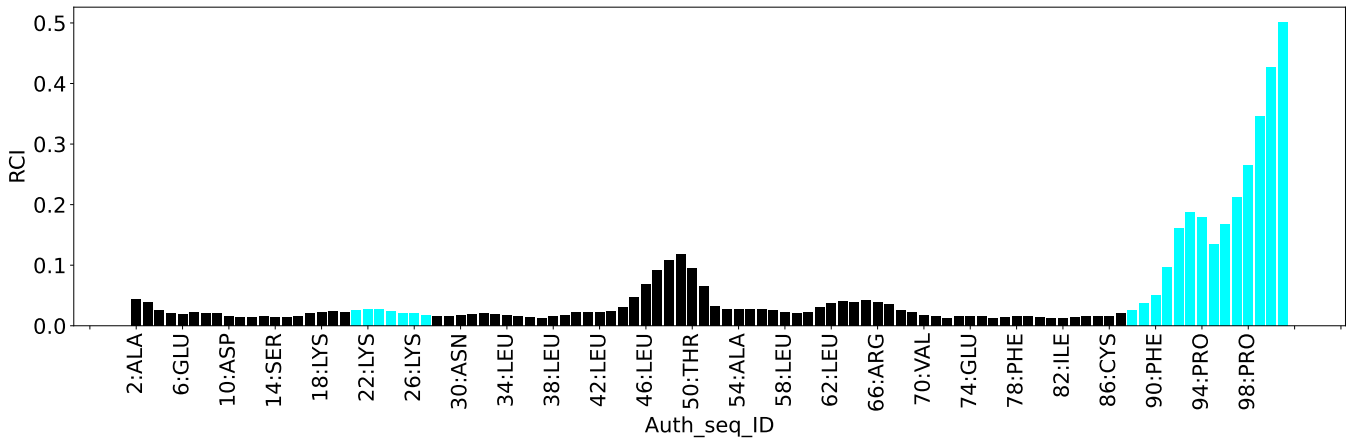

7.2 Chemical shift list 2

File name: working_cs.cif

Chemical shift list name: *S100A4_chain_B*

7.2.1 Bookkeeping (i)

The following table shows the results of parsing the chemical shift list and reports the number of nuclei with statistically unusual chemical shifts.

Total number of shifts	1266
Number of shifts mapped to atoms	1266
Number of unparsed shifts	0
Number of shifts with mapping errors	0
Number of shifts with mapping warnings	0
Number of shift outliers (ShiftChecker)	1

7.2.2 Chemical shift referencing (i)

The following table shows the suggested chemical shift referencing corrections.

Nucleus	# values	Correction ± precision, *ppm*	Suggested action
$^{13}C_{\alpha}$	100	-0.86 ± 0.22	Should be checked
$^{13}C_{\beta}$	95	0.23 ± 0.07	None needed (< 0.5 ppm)
$^{13}C'$	97	-0.50 ± 0.14	Should be applied
^{15}N	96	0.48 ± 0.46	None needed (< 0.5 ppm)

7.2.3 Completeness of resonance assignments (i)

The following table shows the completeness of the chemical shift assignments for the well-defined regions of the structure. The overall completeness is 38%, i.e. 1022 atoms were assigned a chemical shift out of a possible 2701. 0 out of 37 assigned methyl groups (LEU and VAL) were assigned stereospecifically.

	Total	^{1}H	^{13}C	^{15}N
Backbone	401/972 (41%)	162/390 (42%)	160/392 (41%)	79/190 (42%)
Sidechain	557/1547 (36%)	378/999 (38%)	173/486 (36%)	6/62 (10%)
Aromatic	64/182 (35%)	32/89 (36%)	32/89 (36%)	0/4 (0%)
Overall	1022/2701 (38%)	572/1478 (39%)	365/967 (38%)	85/256 (33%)

The following table shows the completeness of the chemical shift assignments for the full structure. The overall completeness is 38%, i.e. 1265 atoms were assigned a chemical shift out of a possible 3351. 0 out of 37 assigned methyl groups (LEU and VAL) were assigned stereospecifically.

	Total	^{1}H	^{13}C	^{15}N
Backbone	493/1194 (41%)	200/481 (42%)	197/482 (41%)	96/231 (42%)
Sidechain	680/1915 (36%)	460/1227 (37%)	214/601 (36%)	6/87 (7%)
Aromatic	92/242 (38%)	46/119 (39%)	46/119 (39%)	0/4 (0%)
Overall	1265/3351 (38%)	706/1827 (39%)	457/1202 (38%)	102/322 (32%)

7.2.4 Statistically unusual chemical shifts (i)

The following table lists the statistically unusual chemical shifts. These are statistical measures, and large deviations from the mean do not necessarily imply incorrect assignments. Molecules containing paramagnetic centres or hemes are expected to give rise to anomalous chemical shifts.

List Id	Chain	Res	Type	Atom	Shift, *ppm*	Expected range, *ppm*	Z-score
2	A	20	SER	HB3	2.27	2.49 – 5.20	-5.8

7.2.5 Random Coil Index (RCI) plots (i)

The image below reports *random coil index* values for the protein chains in the structure. The height of each bar gives a probability of a given residue to be disordered, as predicted from the available chemical shifts and the amino acid sequence. A value above 0.2 is an indication of significant predicted disorder. The colour of the bar shows whether the residue is in the well-defined core (black) or in the ill-defined residue ranges (cyan), as described in section 2 on ensemble composition.If well-defined core and ill-defined regions are not identified then it is shown as gray bars.

Random coil index (RCI) for chain A:

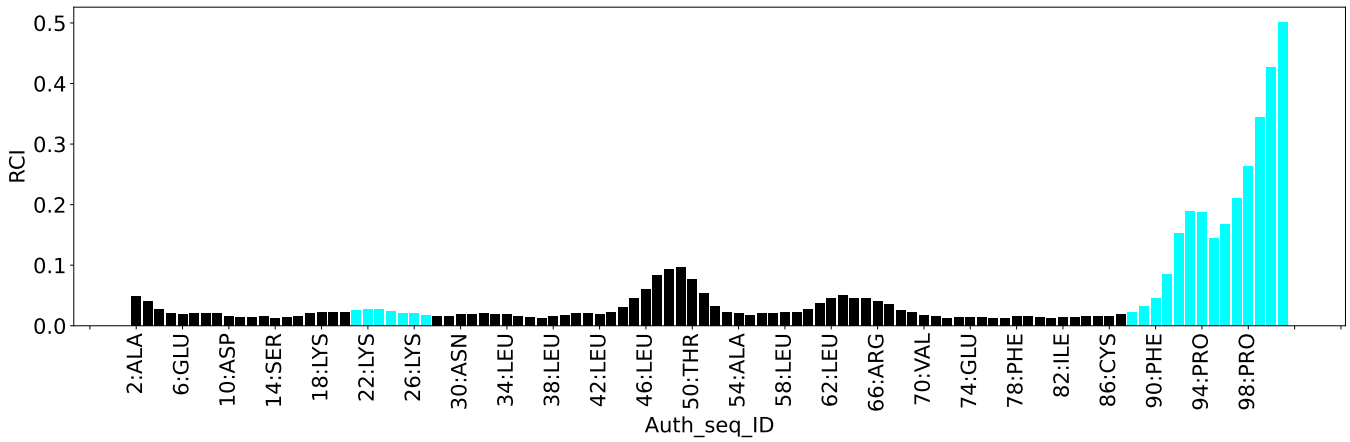

7.3 Chemical shift list 3

File name: working_cs.cif

Chemical shift list name: *myosin_chain_C*

7.3.1 Bookkeeping (i)

The following table shows the results of parsing the chemical shift list and reports the number of nuclei with statistically unusual chemical shifts.

Total number of shifts	240
Number of shifts mapped to atoms	240
Number of unparsed shifts	0
Number of shifts with mapping errors	0
Number of shifts with mapping warnings	0
Number of shift outliers (ShiftChecker)	0

7.3.2 Chemical shift referencing (i)

No chemical shift referencing corrections were calculated (not enough data).

7.3.3 Completeness of resonance assignments (i)

The following table shows the completeness of the chemical shift assignments for the well-defined regions of the structure. The overall completeness is 7%, i.e. 202 atoms were assigned a chemical shift out of a possible 2701. 0 out of 37 assigned methyl groups (LEU and VAL) were assigned stereospecifically.

	Total	^{1}**H**	^{13}**C**	^{15}**N**
Backbone	54/972 (6%)	54/390 (14%)	0/392 (0%)	0/190 (0%)

Continued on next page...

Continued from previous page...

	Total	^{1}H	^{13}C	^{15}N
Sidechain	143/1547 (9%)	143/999 (14%)	0/486 (0%)	0/62 (0%)
Aromatic	5/182 (3%)	5/89 (6%)	0/89 (0%)	0/4 (0%)
Overall	202/2701 (7%)	202/1478 (14%)	0/967 (0%)	0/256 (0%)

The following table shows the completeness of the chemical shift assignments for the full structure. The overall completeness is 7%, i.e. 240 atoms were assigned a chemical shift out of a possible 3351. 0 out of 37 assigned methyl groups (LEU and VAL) were assigned stereospecifically.

	Total	^{1}H	^{13}C	^{15}N
Backbone	66/1194 (6%)	66/481 (14%)	0/482 (0%)	0/231 (0%)
Sidechain	169/1915 (9%)	169/1227 (14%)	0/601 (0%)	0/87 (0%)
Aromatic	5/242 (2%)	5/119 (4%)	0/119 (0%)	0/4 (0%)
Overall	240/3351 (7%)	240/1827 (13%)	0/1202 (0%)	0/322 (0%)

7.3.4 Statistically unusual chemical shifts (i)

There are no statistically unusual chemical shifts.

7.3.5 Random Coil Index (RCI) plots (i)

The image below reports *random coil index* values for the protein chains in the structure. The height of each bar gives a probability of a given residue to be disordered, as predicted from the available chemical shifts and the amino acid sequence. A value above 0.2 is an indication of significant predicted disorder. The colour of the bar shows whether the residue is in the well-defined core (black) or in the ill-defined residue ranges (cyan), as described in section 2 on ensemble composition.If well-defined core and ill-defined regions are not identified then it is shown as gray bars.

Random coil index (RCI) for chain C:

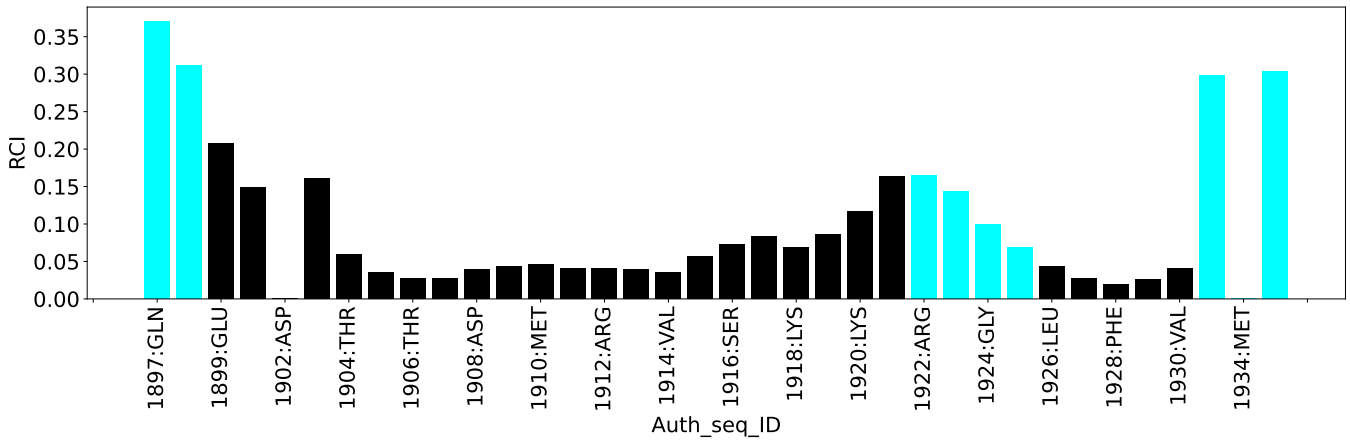

8 NMR restraints analysis (i)

8.1 Conformationally restricting restraints (i)

The following table provides the summary of experimentally observed NMR restraints in different categories. Restraints are classified into different categories based on the sequence separation of the atoms involved.

Description	Value
Total distance restraints	7075
Intra-residue (|i-j|=0)	2473
Sequential (|i-j|=1)	1491
Medium range (|i-j|>1 and |i-j|<5)	1187
Long range (|i-j|≥5)	708
Inter-chain	1216
Hydrogen bond restraints	0
Disulfide bond restraints	0
Total dihedral-angle restraints	368
Number of unmapped restraints	0
Number of restraints per residue	28.1
Number of long range restraints per residue[1]	2.7

[1]Long range hydrogen bonds and disulfide bonds are counted as long range restraints while calculating the number of long range restraints per residue

8.2 Residual restraint violations (i)

This section provides the overview of the restraint violations analysis. The violations are binned as small, medium and large violations based on its absolute value. Average number of violations per model is calculated by dividing the total number of violations in each bin by the size of the ensemble.

8.2.1 Average number of distance violations per model (i)

Distance violations less than 0.1 Å are not included in the calculation.

Bins (Å)	Average number of violations per model	Max (Å)
0.1-0.2 (Small)	94.5	0.2
0.2-0.5 (Medium)	54.4	0.5
>0.5 (Large)	8.6	4.94

8.2.2 Average number of dihedral-angle violations per model (i)

Dihedral-angle violations less than 1° are not included in the calculation.

Bins (°)	Average number of violations per model	Max (°)
1.0-10.0 (Small)	21.4	8.1
10.0-20.0 (Medium)	None	None
>20.0 (Large)	None	None

9 Distance violation analysis (i)

9.1 Summary of distance violations (i)

The following table shows the summary of distance violations in different restraint categories based on the sequence separation of the atoms involved. Each category is further sub-divided into three sub-categories based on the atoms involved. Violations less than 0.1 Å are not included in the statistics.

Restraints type	Count	%[1]	Violated[3]			Consistently Violated[4]		
			Count	%[2]	%[1]	Count	%[2]	%[1]
Intra-residue (|i-j|=0)	2473	35.0	69	2.8	1.0	1	0.0	0.0
Backbone-Backbone	286	4.0	3	1.0	0.0	0	0.0	0.0
Backbone-Sidechain	1482	20.9	55	3.7	0.8	1	0.1	0.0
Sidechain-Sidechain	705	10.0	11	1.6	0.2	0	0.0	0.0
Sequential (|i-j|=1)	1491	21.1	68	4.6	1.0	4	0.3	0.1
Backbone-Backbone	502	7.1	16	3.2	0.2	0	0.0	0.0
Backbone-Sidechain	819	11.6	27	3.3	0.4	0	0.0	0.0
Sidechain-Sidechain	170	2.4	25	14.7	0.4	4	2.4	0.1
Medium range (|i-j|>1 & |i-j|<5)	1187	16.8	115	9.7	1.6	6	0.5	0.1
Backbone-Backbone	321	4.5	8	2.5	0.1	0	0.0	0.0
Backbone-Sidechain	543	7.7	60	11.0	0.8	4	0.7	0.1
Sidechain-Sidechain	323	4.6	47	14.6	0.7	2	0.6	0.0
Long range (|i-j|≥5)	708	10.0	81	11.4	1.1	5	0.7	0.1
Backbone-Backbone	19	0.3	2	10.5	0.0	0	0.0	0.0
Backbone-Sidechain	254	3.6	41	16.1	0.6	3	1.2	0.0
Sidechain-Sidechain	435	6.1	38	8.7	0.5	2	0.5	0.0
Inter-chain	1216	17.2	157	12.9	2.2	12	1.0	0.2
Backbone-Backbone	12	0.2	5	41.7	0.1	0	0.0	0.0
Backbone-Sidechain	419	5.9	53	12.6	0.7	5	1.2	0.1
Sidechain-Sidechain	785	11.1	99	12.6	1.4	7	0.9	0.1
Hydrogen bond	0	0.0	0	0.0	0.0	0	0.0	0.0
Disulfide bond	0	0.0	0	0.0	0.0	0	0.0	0.0
Total	7075	100.0	490	6.9	6.9	28	0.4	0.4
Backbone-Backbone	1140	16.1	34	3.0	0.5	0	0.0	0.0
Backbone-Sidechain	3517	49.7	236	6.7	3.3	13	0.4	0.2
Sidechain-Sidechain	2418	34.2	220	9.1	3.1	15	0.6	0.2

[1] percentage calculated with respect to the total number of distance restraints, [2] percentage calculated with respect to the number of restraints in a particular restraint category, [3] violated in at least one model, [4] violated in all the models

9.1.1 Bar chart : Distribution of distance restraints and violations (i)

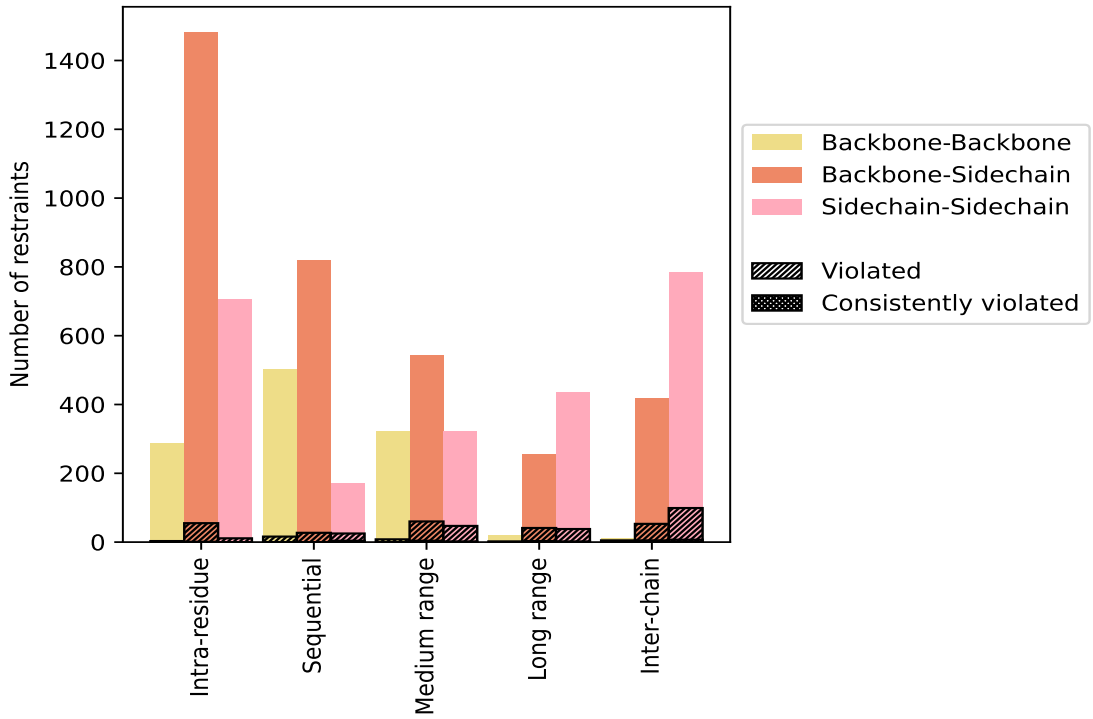

Violated and consistently violated restraints are shown using different hatch patterns in their respective categories. The hydrogen bonds and disulfied bonds are counted in their appropriate category on the x-axis

9.2 Distance violation statistics for each model (i)

The following table provides the distance violation statistics for each model in the ensemble. Violations less than 0.1 Å are not included in the statistics.

Model ID	Number of violations						Mean (Å)	Max (Å)	SD[6] (Å)	Median (Å)
	IR[1]	SQ[2]	MR[3]	LR[4]	IC[5]	Total				
1	17	12	38	26	64	157	0.23	1.44	0.19	0.17
2	11	14	33	23	63	144	0.23	1.47	0.19	0.17
3	12	11	34	33	66	156	0.21	1.41	0.16	0.16
4	17	15	30	26	69	157	0.22	1.28	0.14	0.18
5	17	17	38	34	75	181	0.25	1.62	0.24	0.17
6	11	12	38	29	58	148	0.26	4.94	0.43	0.17
7	10	16	39	29	63	157	0.21	0.84	0.11	0.19
8	13	16	34	33	66	162	0.24	1.51	0.21	0.17
9	14	19	40	26	71	170	0.27	1.57	0.23	0.19
10	14	17	37	33	71	172	0.26	1.5	0.25	0.18
11	14	20	32	26	58	150	0.21	0.96	0.13	0.17

Continued on next page...

Continued from previous page...

Model ID	Number of violations						Mean (Å)	Max (Å)	SD[6] (Å)	Median (Å)
	IR[1]	SQ[2]	MR[3]	LR[4]	IC[5]	Total				
12	10	18	34	27	64	153	0.26	1.82	0.24	0.18
13	15	16	32	26	66	155	0.28	1.94	0.29	0.19
14	16	15	46	23	61	161	0.26	1.61	0.24	0.18
15	9	14	36	25	63	147	0.22	1.21	0.15	0.19
16	16	17	39	32	54	158	0.2	0.87	0.11	0.17
17	11	11	46	31	64	163	0.22	1.61	0.18	0.17
18	16	15	32	26	61	150	0.23	1.28	0.18	0.17
19	16	13	32	30	69	160	0.28	1.79	0.28	0.18
20	13	15	40	29	52	149	0.27	2.27	0.28	0.18

[1]Intra-residue restraints, [2]Sequential restraints, [3]Medium range restraints, [4]Long range restraints, [5]Inter-chain restraints, [6]Standard deviation

9.2.1 Bar graph : Distance Violation statistics for each model (i)

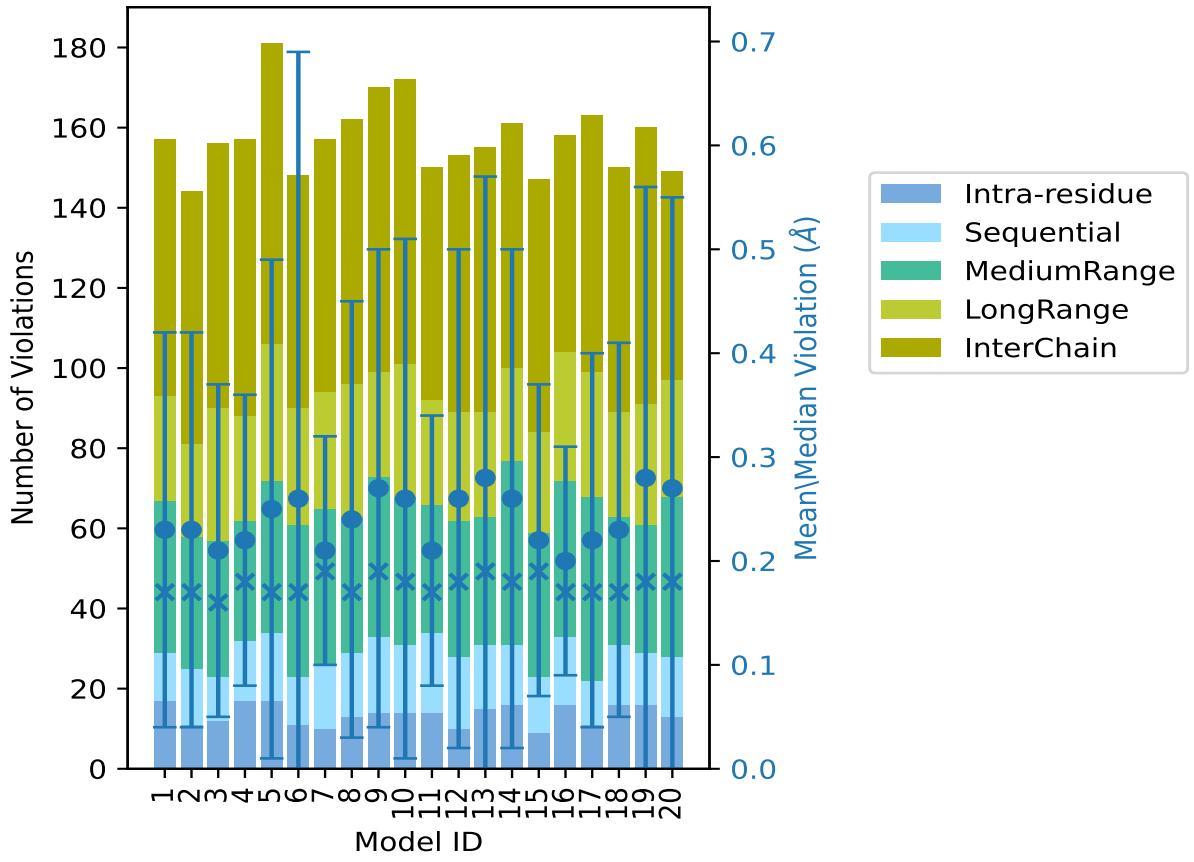

The mean(dot),median(x) and the standard deviation are shown in blue with respect to the y axis on the right

9.3 Distance violation statistics for the ensemble (i)

Violation analysis may find that some restraints are violated in few models and some are violated in most of models. The following table provides this information as number of violated restraints for a given fraction of the ensemble. In total, 6585(IR:2404, SQ:1423, MR:1072, LR:627, IC:1059) restraints are not violated in the ensemble.

Number of violated restraints						Fraction of the ensemble	
IR[1]	SQ[2]	MR[3]	LR[4]	IC[5]	Total	Count[6]	%
26	30	29	16	35	136	1	5.0
9	14	19	14	10	66	2	10.0
8	2	8	9	10	37	3	15.0
7	6	6	5	9	33	4	20.0
2	0	8	1	8	19	5	25.0
4	1	7	6	4	22	6	30.0
3	3	5	2	7	20	7	35.0
2	0	2	2	9	15	8	40.0
2	1	0	1	3	7	9	45.0
2	0	0	0	7	9	10	50.0
1	1	4	3	6	15	11	55.0
0	1	3	5	8	17	12	60.0
0	1	4	2	2	9	13	65.0
0	0	2	1	5	8	14	70.0
0	3	4	1	5	13	15	75.0
0	0	0	0	1	1	16	80.0
1	0	5	0	5	11	17	85.0
0	1	0	4	8	13	18	90.0
1	0	3	4	3	11	19	95.0
1	4	6	5	12	28	20	100.0

[1]Intra-residue restraints, [2]Sequential restraints, [3]Medium range restraints, [4]Long range restraints, [5]Inter-chain restraints, [6] Number of models with violations

9.3.1 Bar graph : Distance violation statistics for the ensemble (i)

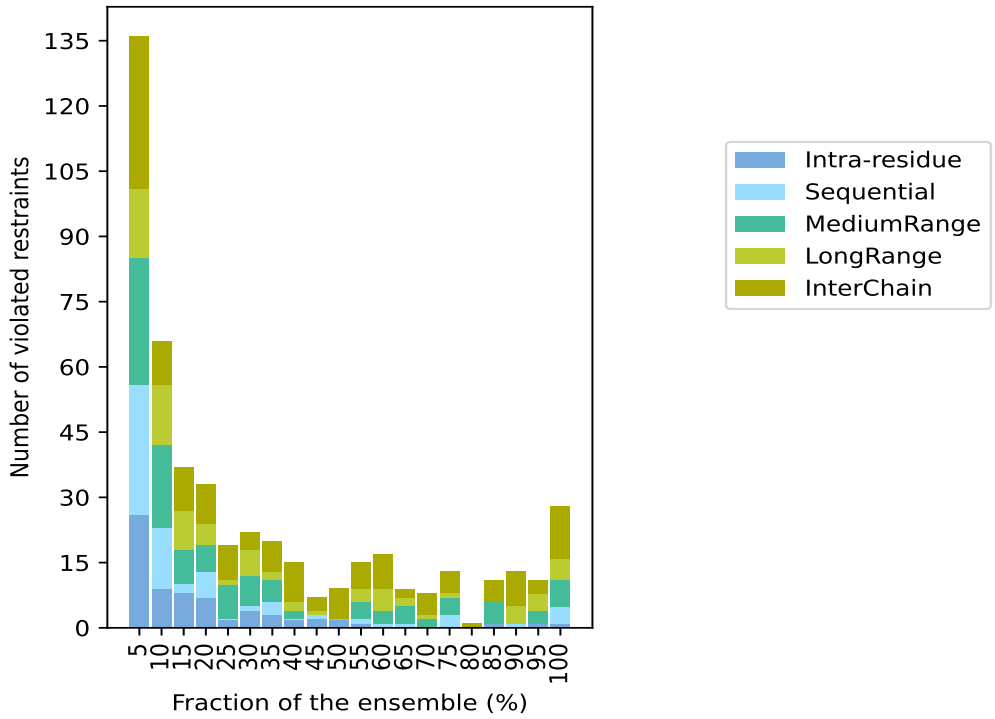

9.4 Most violated distance restraints in the ensemble (i)

9.4.1 Histogram : Distribution of mean distance violations (i)

The following histogram shows the distribution of the average value of the violation. The average is calculated for each restraint that is violated in more than one model over all the violated models in the ensemble

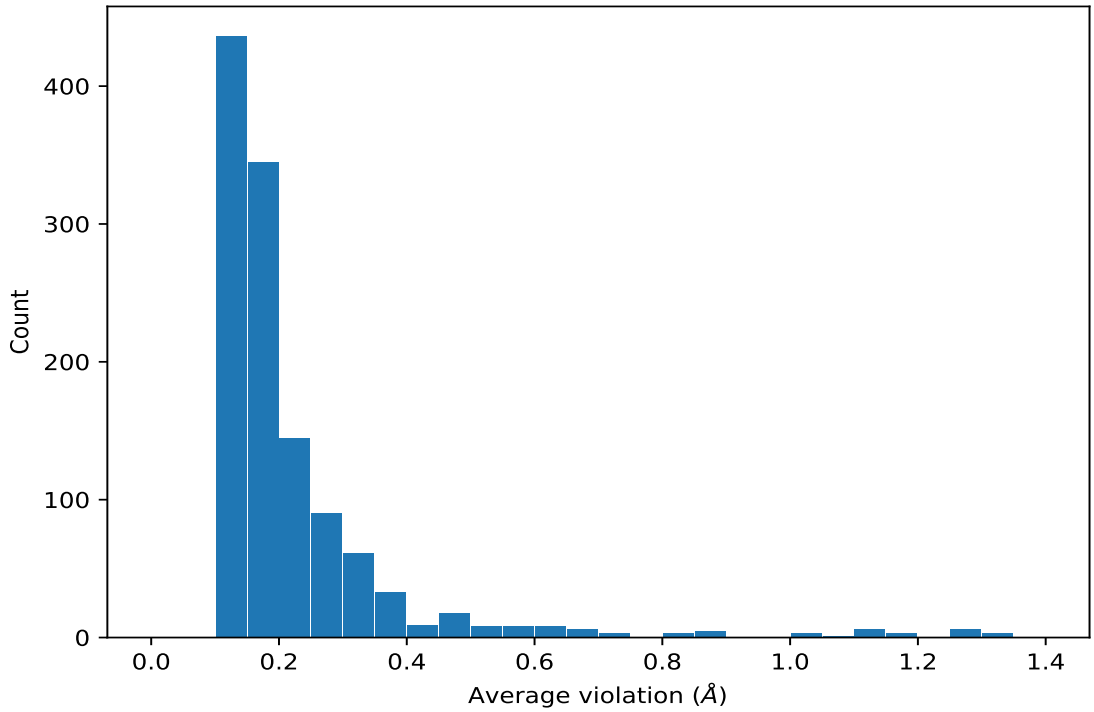

9.4.2 Table: Most violated distance restraints (i)

The following table provides the mean and the standard deviation of the violation for each restraint sorted by number of violated models and the mean value. The Key (restraint list ID, restraint ID) is the unique identifier for a given restraint. Rows with same key represent combinatorial or ambiguous restraints and are counted as a single restraint.

Key	Atom-1	Atom-2	Models[1]	Mean (Å)	SD[1] (Å)	Median (Å)
(1,5026)	1:C:1907:ALA:H	2:A:85:MET:HG3	20	0.89	0.53	0.56
(1,5026)	1:C:1907:ALA:H	2:A:85:MET:HB2	20	0.89	0.53	0.56
(1,5026)	1:C:1907:ALA:H	2:B:76:CYS:HB3	20	0.89	0.53	0.56
(1,4720)	2:A:82:ILE:HG21	1:C:1900:LEU:HB2	20	0.6	0.16	0.6
(1,4720)	2:A:82:ILE:HG22	1:C:1900:LEU:HB2	20	0.6	0.16	0.6
(1,4720)	2:A:82:ILE:HG23	1:C:1900:LEU:HB2	20	0.6	0.16	0.6
(1,5360)	1:C:1917:LEU:HD21	1:C:1918:LYS:HE3	20	0.53	0.52	0.3
(1,5360)	1:C:1917:LEU:HD22	1:C:1918:LYS:HE3	20	0.53	0.52	0.3
(1,5360)	1:C:1917:LEU:HD23	1:C:1918:LYS:HE3	20	0.53	0.52	0.3
(1,5360)	1:C:1917:LEU:HD21	1:C:1918:LYS:HE2	20	0.53	0.52	0.3
(1,5360)	1:C:1917:LEU:HD22	1:C:1918:LYS:HE2	20	0.53	0.52	0.3
(1,5360)	1:C:1917:LEU:HD23	1:C:1918:LYS:HE2	20	0.53	0.52	0.3
(1,5818)	2:B:79:LEU:HD21	2:B:80:SER:HB3	20	0.43	0.08	0.42
(1,5818)	2:B:79:LEU:HD21	2:B:77:VAL:HA	20	0.43	0.08	0.42
(1,5818)	2:B:79:LEU:HD21	2:B:45:PHE:HB2	20	0.43	0.08	0.42
(1,5818)	2:B:79:LEU:HD22	2:B:45:PHE:HB2	20	0.43	0.08	0.42

Continued on next page...

Continued from previous page...

Key	Atom-1	Atom-2	Models[1]	Mean (Å)	SD[1] (Å)	Median (Å)
(1,2056)	2:B:27:PHE:HA	2:B:75:TYR:HD1	20	0.4	0.26	0.35
(1,2056)	2:B:27:PHE:HA	2:B:75:TYR:HD2	20	0.4	0.26	0.35
(1,6072)	2:B:39:THR:HG23	2:B:36:GLU:HB3	20	0.37	0.07	0.34
(1,6072)	2:B:39:THR:HG22	2:B:36:GLU:HB3	20	0.37	0.07	0.34
(1,6072)	2:B:39:THR:HG21	2:B:36:GLU:HB3	20	0.37	0.07	0.34
(1,6072)	2:B:39:THR:HG23	2:B:40:ARG:HB2	20	0.37	0.07	0.34
(1,6072)	2:B:39:THR:HG21	2:B:40:ARG:HB2	20	0.37	0.07	0.34
(1,6072)	2:B:39:THR:HG22	2:B:40:ARG:HB2	20	0.37	0.07	0.34
(1,2024)	2:A:29:LEU:HD13	2:A:72:PHE:HE1	20	0.35	0.31	0.24
(1,2024)	2:A:29:LEU:HD13	2:A:72:PHE:HE2	20	0.35	0.31	0.24
(1,2024)	2:A:29:LEU:HD12	2:A:72:PHE:HE1	20	0.35	0.31	0.24
(1,2024)	2:A:29:LEU:HD12	2:A:72:PHE:HE2	20	0.35	0.31	0.24
(1,2024)	2:A:29:LEU:HD11	2:A:72:PHE:HE1	20	0.35	0.31	0.24
(1,2024)	2:A:29:LEU:HD11	2:A:72:PHE:HE2	20	0.35	0.31	0.24
(1,5537)	1:C:1907:ALA:HA	2:B:73:GLN:HB3	20	0.34	0.07	0.32
(1,5537)	1:C:1907:ALA:HA	1:C:1905:GLU:HB3	20	0.34	0.07	0.32
(1,5537)	1:C:1907:ALA:HA	2:A:73:GLN:HB3	20	0.34	0.07	0.32
(1,5537)	1:C:1907:ALA:HA	1:C:1905:GLU:HB2	20	0.34	0.07	0.32
(1,636)	2:B:76:CYS:HA	2:B:62:LEU:HD11	20	0.32	0.04	0.32
(1,636)	2:B:76:CYS:HA	2:B:62:LEU:HD13	20	0.32	0.04	0.32
(1,636)	2:B:76:CYS:HA	2:B:62:LEU:HD12	20	0.32	0.04	0.32
(1,174)	2:B:85:MET:HE2	2:B:85:MET:HA	20	0.31	0.05	0.32
(1,245)	2:B:84:MET:HE2	2:B:85:MET:HG2	20	0.31	0.05	0.31
(1,245)	2:B:84:MET:HE1	2:B:85:MET:HG2	20	0.31	0.05	0.31
(1,6041)	2:A:42:LEU:HD12	2:A:39:THR:H	20	0.31	0.05	0.32
(1,6041)	2:A:42:LEU:HD11	2:A:39:THR:H	20	0.31	0.05	0.32
(1,6041)	2:A:42:LEU:HD13	2:A:39:THR:H	20	0.31	0.05	0.32
(1,6041)	2:A:42:LEU:HD12	2:A:45:PHE:H	20	0.31	0.05	0.32
(1,6041)	2:A:42:LEU:HD11	2:A:45:PHE:H	20	0.31	0.05	0.32
(1,5836)	2:B:77:VAL:HG12	2:B:79:LEU:HA	20	0.31	0.06	0.31
(1,5836)	2:B:77:VAL:HG11	2:B:79:LEU:HA	20	0.31	0.06	0.31
(1,5836)	2:B:77:VAL:HG13	2:B:79:LEU:HA	20	0.31	0.06	0.31
(1,5836)	2:B:77:VAL:HG13	2:A:76:CYS:HG	20	0.31	0.06	0.31
(1,6033)	2:A:42:LEU:HD12	2:A:37:LEU:HA	20	0.3	0.06	0.31
(1,6033)	2:A:42:LEU:HD11	2:A:41:GLU:HG2	20	0.3	0.06	0.31
(1,6033)	2:A:42:LEU:HD13	2:A:41:GLU:HG2	20	0.3	0.06	0.31
(1,6033)	2:A:42:LEU:HD12	2:A:41:GLU:HG2	20	0.3	0.06	0.31
(1,499)	2:B:79:LEU:HD23	2:A:83:ALA:H	20	0.29	0.06	0.28
(1,499)	2:B:79:LEU:HD21	2:A:83:ALA:H	20	0.29	0.06	0.28
(1,499)	2:B:79:LEU:HD22	2:A:83:ALA:H	20	0.29	0.06	0.28
(1,4994)	1:C:1910:MET:H	2:B:73:GLN:HB3	20	0.29	0.05	0.28
(1,6434)	2:B:12:MET:HE1	2:A:9:LEU:HD21	20	0.28	0.03	0.28

Continued on next page...

Continued from previous page...

Key	Atom-1	Atom-2	Models[1]	Mean (Å)	SD[1] (Å)	Median (Å)
(1,6434)	2:B:12:MET:HE1	2:A:9:LEU:HD22	20	0.28	0.03	0.28
(1,6434)	2:B:12:MET:HE1	2:A:9:LEU:HD23	20	0.28	0.03	0.28
(1,6434)	2:B:12:MET:HE3	2:A:9:LEU:HD21	20	0.28	0.03	0.28
(1,6434)	2:B:12:MET:HE3	2:A:9:LEU:HD22	20	0.28	0.03	0.28
(1,6434)	2:B:12:MET:HE3	2:A:9:LEU:HD23	20	0.28	0.03	0.28
(1,6434)	2:B:12:MET:HE2	2:A:9:LEU:HD21	20	0.28	0.03	0.28
(1,6434)	2:B:12:MET:HE2	2:A:9:LEU:HD22	20	0.28	0.03	0.28
(1,6434)	2:B:12:MET:HE2	2:A:9:LEU:HD23	20	0.28	0.03	0.28
(1,6434)	2:B:12:MET:HE1	2:B:42:LEU:HD22	20	0.28	0.03	0.28
(1,6434)	2:B:12:MET:HE1	2:B:42:LEU:HD23	20	0.28	0.03	0.28
(1,6434)	2:B:12:MET:HE1	2:B:42:LEU:HD21	20	0.28	0.03	0.28
(1,5546)	1:C:1907:ALA:HB1	2:A:85:MET:HE2	20	0.28	0.05	0.28
(1,5546)	1:C:1907:ALA:HB2	2:A:85:MET:HE2	20	0.28	0.05	0.28
(1,5546)	1:C:1907:ALA:HB3	2:A:85:MET:HE2	20	0.28	0.05	0.28
(1,5546)	1:C:1907:ALA:HB1	2:A:85:MET:HE3	20	0.28	0.05	0.28
(1,5546)	1:C:1907:ALA:HB2	2:A:85:MET:HE3	20	0.28	0.05	0.28
(1,5546)	1:C:1907:ALA:HB3	2:A:85:MET:HE3	20	0.28	0.05	0.28
(1,5546)	1:C:1907:ALA:HB1	2:A:85:MET:HE1	20	0.28	0.05	0.28
(1,5546)	1:C:1907:ALA:HB2	2:A:85:MET:HE1	20	0.28	0.05	0.28
(1,5546)	1:C:1907:ALA:HB3	2:A:85:MET:HE1	20	0.28	0.05	0.28
(1,4002)	2:B:58:LEU:HD13	1:C:1928:PHE:HB2	20	0.28	0.04	0.28
(1,4002)	2:B:58:LEU:HD12	1:C:1928:PHE:HB2	20	0.28	0.04	0.28
(1,4002)	2:B:58:LEU:HD11	1:C:1928:PHE:HB2	20	0.28	0.04	0.28
(1,2570)	2:B:84:MET:HE1	2:A:72:PHE:HZ	20	0.28	0.08	0.28
(1,2570)	2:B:84:MET:HE2	2:A:72:PHE:HZ	20	0.28	0.08	0.28
(1,4060)	2:B:85:MET:HE1	1:C:1928:PHE:HB3	20	0.27	0.05	0.26
(1,4060)	2:B:85:MET:HE3	1:C:1928:PHE:HB3	20	0.27	0.05	0.26
(1,4013)	2:B:46:LEU:HD21	1:C:1928:PHE:HZ	20	0.27	0.02	0.27
(1,4013)	2:B:46:LEU:HD23	1:C:1928:PHE:HZ	20	0.27	0.02	0.27
(1,5462)	1:C:1911:ASN:HB3	1:C:1914:VAL:HG21	20	0.27	0.05	0.27
(1,5462)	1:C:1911:ASN:HB3	1:C:1914:VAL:HG22	20	0.27	0.05	0.27
(1,5462)	1:C:1911:ASN:HB3	1:C:1914:VAL:HG23	20	0.27	0.05	0.27
(1,5406)	1:C:1914:VAL:HG11	1:C:1918:LYS:HA	20	0.25	0.05	0.23
(1,5406)	1:C:1914:VAL:HG12	1:C:1918:LYS:HA	20	0.25	0.05	0.23
(1,5406)	1:C:1914:VAL:HG13	1:C:1918:LYS:HA	20	0.25	0.05	0.23
(1,2993)	2:A:62:LEU:H	2:A:60:SER:HB3	20	0.24	0.06	0.22
(1,243)	2:B:84:MET:HE2	2:B:85:MET:HB2	20	0.22	0.05	0.2
(1,243)	2:B:84:MET:HE1	2:B:85:MET:HB2	20	0.22	0.05	0.2
(1,1093)	2:B:59:MET:HE3	2:B:30:ASN:HD22	20	0.21	0.04	0.21
(1,1093)	2:B:59:MET:HE2	2:B:30:ASN:HD22	20	0.21	0.04	0.21
(1,6443)	2:B:12:MET:HE2	2:A:82:ILE:H	20	0.2	0.05	0.19
(1,6443)	2:B:12:MET:HE1	2:A:9:LEU:H	20	0.2	0.05	0.19

Continued on next page...

Continued from previous page...

Key	Atom-1	Atom-2	Models[1]	Mean (Å)	SD[1] (Å)	Median (Å)
(1,6443)	2:B:12:MET:HE3	2:A:9:LEU:H	20	0.2	0.05	0.19
(1,6443)	2:B:12:MET:HE2	2:A:9:LEU:H	20	0.2	0.05	0.19
(1,4879)	1:C:1920:LYS:H	1:C:1926:LEU:HG	19	0.39	0.42	0.24
(1,4026)	2:B:82:ILE:HD11	1:C:1929:VAL:HG21	19	0.37	0.12	0.37
(1,4026)	2:B:82:ILE:HD11	1:C:1929:VAL:HG22	19	0.37	0.12	0.37
(1,4026)	2:B:82:ILE:HD11	1:C:1929:VAL:HG23	19	0.37	0.12	0.37
(1,4026)	2:B:82:ILE:HD12	1:C:1929:VAL:HG21	19	0.37	0.12	0.37
(1,4026)	2:B:82:ILE:HD12	1:C:1929:VAL:HG22	19	0.37	0.12	0.37
(1,4026)	2:B:82:ILE:HD12	1:C:1929:VAL:HG23	19	0.37	0.12	0.37
(2,46)	1:C:1916:SER:H	1:C:1912:ARG:HB2	19	0.32	0.23	0.19
(1,3963)	2:B:77:VAL:HG23	1:C:1920:LYS:HG3	19	0.3	0.26	0.23
(1,3963)	2:B:77:VAL:HG23	1:C:1922:ARG:HG2	19	0.3	0.26	0.23
(1,3963)	2:B:77:VAL:HG21	1:C:1922:ARG:HG2	19	0.3	0.26	0.23
(1,3963)	2:B:77:VAL:HG22	1:C:1920:LYS:HG3	19	0.3	0.26	0.23
(1,3963)	2:B:77:VAL:HG22	1:C:1922:ARG:HG2	19	0.3	0.26	0.23
(1,4982)	1:C:1911:ASN:HD22	1:C:1915:SER:HA	19	0.23	0.12	0.22
(1,4982)	1:C:1911:ASN:HD22	2:B:84:MET:HA	19	0.23	0.12	0.22
(1,6415)	2:A:13:VAL:HG13	2:A:72:PHE:HA	19	0.23	0.07	0.23
(1,6415)	2:A:13:VAL:HG11	2:A:72:PHE:HA	19	0.23	0.07	0.23
(1,6415)	2:A:13:VAL:HG12	2:A:72:PHE:HA	19	0.23	0.07	0.23
(1,6415)	2:A:13:VAL:HG12	2:B:89:PHE:HB2	19	0.23	0.07	0.23
(1,6415)	2:A:13:VAL:HG13	2:B:89:PHE:HB2	19	0.23	0.07	0.23
(1,4088)	2:B:84:MET:HE3	1:C:1913:GLU:HG3	19	0.22	0.04	0.2
(1,4088)	2:B:84:MET:HE1	1:C:1913:GLU:HG3	19	0.22	0.04	0.2
(1,4088)	2:B:84:MET:HE2	1:C:1913:GLU:HG3	19	0.22	0.04	0.2
(1,2904)	2:A:51:ASP:H	2:A:46:LEU:HB3	19	0.19	0.05	0.19
(1,1085)	2:B:59:MET:HE2	2:B:31:LYS:HA	19	0.18	0.04	0.17
(1,1085)	2:B:59:MET:HE1	2:B:31:LYS:HA	19	0.18	0.04	0.17
(1,1085)	2:B:59:MET:HE3	2:B:31:LYS:HA	19	0.18	0.04	0.17
(1,6052)	2:B:42:LEU:HD11	2:B:45:PHE:HZ	19	0.17	0.04	0.16
(1,6052)	2:B:42:LEU:HD13	2:B:45:PHE:HZ	19	0.17	0.04	0.16
(1,6052)	2:B:42:LEU:HD12	2:B:45:PHE:HZ	19	0.17	0.04	0.16
(1,6052)	2:B:42:LEU:HD12	1:C:1928:PHE:HZ	19	0.17	0.04	0.16
(1,3820)	2:A:78:PHE:H	2:A:78:PHE:HE1	19	0.17	0.02	0.17
(1,3820)	2:A:78:PHE:H	2:A:78:PHE:HE2	19	0.17	0.02	0.17
(1,1483)	2:A:46:LEU:HD22	1:C:1897:GLN:HG2	18	0.69	0.37	0.72
(1,1483)	2:A:46:LEU:HD23	1:C:1897:GLN:HG2	18	0.69	0.37	0.72
(1,1483)	2:A:46:LEU:HD21	1:C:1897:GLN:HG2	18	0.69	0.37	0.72
(1,126)	2:A:85:MET:HE2	1:C:1898:ARG:H	18	0.36	0.28	0.28
(1,126)	2:A:85:MET:HE1	1:C:1898:ARG:H	18	0.36	0.28	0.28
(1,4907)	1:C:1918:LYS:H	1:C:1910:MET:HG3	18	0.27	0.1	0.28
(1,4907)	1:C:1918:LYS:H	1:C:1922:ARG:HB3	18	0.27	0.1	0.28

Continued on next page...

Continued from previous page...

Key	Atom-1	Atom-2	Models[1]	Mean (Å)	SD[1] (Å)	Median (Å)
(1,4907)	1:C:1918:LYS:H	1:C:1910:MET:HE1	18	0.27	0.1	0.28
(1,4907)	1:C:1918:LYS:H	1:C:1910:MET:HE2	18	0.27	0.1	0.28
(1,4907)	1:C:1918:LYS:H	1:C:1910:MET:HE3	18	0.27	0.1	0.28
(1,4907)	1:C:1918:LYS:H	1:C:1910:MET:HG2	18	0.27	0.1	0.28
(1,4162)	2:A:54:ALA:HB2	1:C:1900:LEU:HB3	18	0.2	0.05	0.2
(1,4162)	2:A:54:ALA:HB3	1:C:1900:LEU:HB3	18	0.2	0.05	0.2
(1,4162)	2:A:54:ALA:HB1	1:C:1900:LEU:HB3	18	0.2	0.05	0.2
(2,18)	2:A:28:LYS:HD3	2:A:20:SER:HB2	18	0.2	0.05	0.2
(1,2618)	2:A:3:CYS:H	2:B:41:GLU:HG2	18	0.19	0.07	0.18
(1,6858)	2:B:2:ALA:H	2:B:7:LYS:HB2	18	0.19	0.06	0.2
(1,6858)	2:B:2:ALA:H	2:A:7:LYS:HB2	18	0.19	0.06	0.2
(1,235)	2:B:84:MET:HA	2:A:72:PHE:HE1	18	0.18	0.05	0.18
(1,235)	2:B:84:MET:HA	2:A:72:PHE:HE2	18	0.18	0.05	0.18
(1,1918)	2:A:34:LEU:HD21	2:A:33:GLU:H	18	0.16	0.02	0.16
(1,1918)	2:A:34:LEU:HD23	2:A:33:GLU:H	18	0.16	0.02	0.16
(1,1053)	2:A:59:MET:HE1	2:A:75:TYR:HD1	18	0.16	0.03	0.16
(1,1053)	2:A:59:MET:HE1	2:A:75:TYR:HD2	18	0.16	0.03	0.16
(1,1053)	2:A:59:MET:HE3	2:A:75:TYR:HD1	18	0.16	0.03	0.16
(1,1053)	2:A:59:MET:HE3	2:A:75:TYR:HD2	18	0.16	0.03	0.16
(1,1053)	2:A:59:MET:HE2	2:A:75:TYR:HD1	18	0.16	0.03	0.16
(1,1053)	2:A:59:MET:HE2	2:A:75:TYR:HD2	18	0.16	0.03	0.16
(1,6631)	2:A:4:PRO:HA	2:B:8:ALA:H	18	0.15	0.02	0.15
(1,6631)	2:A:4:PRO:HA	2:B:7:LYS:H	18	0.15	0.02	0.15
(1,1156)	2:A:58:LEU:HD22	1:C:1899:GLU:HG3	18	0.15	0.03	0.15
(1,1156)	2:A:58:LEU:HD23	1:C:1899:GLU:HG3	18	0.15	0.03	0.15
(1,1156)	2:A:58:LEU:HD21	1:C:1899:GLU:HG3	18	0.15	0.03	0.15
(1,3924)	2:A:58:LEU:HD22	1:C:1900:LEU:HG	18	0.14	0.02	0.14
(1,3924)	2:A:58:LEU:HD21	1:C:1900:LEU:HG	18	0.14	0.02	0.14
(1,3924)	2:A:58:LEU:HD23	1:C:1900:LEU:HG	18	0.14	0.02	0.14
(1,1044)	2:A:59:MET:HE3	2:A:59:MET:H	17	0.35	0.06	0.32
(1,1044)	2:A:59:MET:HE1	2:A:59:MET:H	17	0.35	0.06	0.32
(1,1044)	2:A:59:MET:HE2	2:A:59:MET:H	17	0.35	0.06	0.32
(1,4589)	1:C:1918:LYS:HD2	1:C:1915:SER:HB2	17	0.27	0.31	0.15
(1,4723)	2:A:82:ILE:HD12	1:C:1900:LEU:HB2	17	0.23	0.08	0.23
(1,4723)	2:A:82:ILE:HD13	1:C:1900:LEU:HB2	17	0.23	0.08	0.23
(1,4723)	2:A:82:ILE:HD11	1:C:1900:LEU:HB2	17	0.23	0.08	0.23
(1,4055)	2:B:85:MET:HE2	1:C:1918:LYS:HG2	17	0.22	0.08	0.2
(1,3163)	2:A:86:CYS:H	2:B:9:LEU:HB2	17	0.2	0.04	0.21
(1,6824)	2:A:73:GLN:H	2:A:75:TYR:HD1	17	0.18	0.04	0.19
(1,6824)	2:A:73:GLN:H	2:A:75:TYR:HD2	17	0.18	0.04	0.19
(1,6824)	2:A:73:GLN:H	2:A:72:PHE:HZ	17	0.18	0.04	0.19
(1,6457)	2:A:12:MET:HE1	2:A:8:ALA:HA	17	0.17	0.03	0.16

Continued on next page...

Continued from previous page...

Key	Atom-1	Atom-2	Models[1]	Mean (Å)	SD[1] (Å)	Median (Å)
(1,6457)	2:A:12:MET:HE1	2:B:8:ALA:HA	17	0.17	0.03	0.16
(1,6457)	2:A:12:MET:HE2	2:A:8:ALA:HA	17	0.17	0.03	0.16
(1,6457)	2:A:12:MET:HE3	2:A:8:ALA:HA	17	0.17	0.03	0.16
(1,6457)	2:A:12:MET:HE1	2:B:9:LEU:HA	17	0.17	0.03	0.16
(1,6457)	2:A:12:MET:HE2	2:B:8:ALA:HA	17	0.17	0.03	0.16
(1,6457)	2:A:12:MET:HE3	2:B:8:ALA:HA	17	0.17	0.03	0.16
(1,248)	2:B:84:MET:HE1	2:B:80:SER:HB3	17	0.16	0.03	0.15
(1,248)	2:B:84:MET:HE2	2:B:80:SER:HB3	17	0.16	0.03	0.15
(1,5650)	1:C:1900:LEU:HD11	2:A:59:MET:H	17	0.15	0.02	0.16
(1,5650)	1:C:1900:LEU:HD12	2:A:59:MET:H	17	0.15	0.02	0.16
(1,5650)	1:C:1900:LEU:HD13	2:A:59:MET:H	17	0.15	0.02	0.16
(1,2280)	2:B:12:MET:HE3	2:A:84:MET:H	17	0.15	0.03	0.15
(1,2280)	2:B:12:MET:HE2	2:A:84:MET:H	17	0.15	0.03	0.15
(1,2280)	2:B:12:MET:HE1	2:A:84:MET:H	17	0.15	0.03	0.15
(1,506)	2:B:79:LEU:HD22	2:B:75:TYR:HE1	17	0.13	0.01	0.13
(1,506)	2:B:79:LEU:HD22	2:B:75:TYR:HE2	17	0.13	0.01	0.13
(1,5652)	1:C:1900:LEU:HD21	2:A:59:MET:H	16	0.19	0.05	0.18
(1,5652)	1:C:1900:LEU:HD22	2:A:59:MET:H	16	0.19	0.05	0.18
(1,5652)	1:C:1900:LEU:HD23	2:A:59:MET:H	16	0.19	0.05	0.18
(1,5570)	1:C:1906:THR:HG21	1:C:1905:GLU:HG2	15	0.45	0.08	0.47
(1,5570)	1:C:1906:THR:HG22	1:C:1905:GLU:HG2	15	0.45	0.08	0.47
(1,5570)	1:C:1906:THR:HG23	1:C:1905:GLU:HG2	15	0.45	0.08	0.47
(1,4484)	2:B:57:LYS:HD3	1:C:1924:GLY:H	15	0.22	0.04	0.22
(1,4484)	2:A:83:ALA:HB3	1:C:1909:ALA:H	15	0.22	0.04	0.22
(1,4484)	2:A:83:ALA:HB2	1:C:1909:ALA:H	15	0.22	0.04	0.22
(1,4484)	2:A:83:ALA:HB1	1:C:1909:ALA:H	15	0.22	0.04	0.22
(1,4484)	2:A:87:ASN:HB3	1:C:1909:ALA:H	15	0.22	0.04	0.22
(1,4484)	1:C:1898:ARG:HG2	1:C:1909:ALA:H	15	0.22	0.04	0.22
(1,4484)	1:C:1898:ARG:HG3	1:C:1909:ALA:H	15	0.22	0.04	0.22
(1,2600)	2:A:29:LEU:H	2:A:27:PHE:HD1	15	0.22	0.05	0.23
(1,2600)	2:A:29:LEU:H	2:A:27:PHE:HD2	15	0.22	0.05	0.23
(1,4691)	2:B:74:GLU:HG3	1:C:1921:LEU:HD11	15	0.21	0.07	0.19
(1,4691)	2:B:74:GLU:HG3	1:C:1921:LEU:HD12	15	0.21	0.07	0.19
(1,4691)	2:B:74:GLU:HG3	1:C:1921:LEU:HD13	15	0.21	0.07	0.19
(1,4691)	2:B:76:CYS:HB3	1:C:1921:LEU:HD11	15	0.21	0.07	0.19
(1,4691)	2:B:76:CYS:HB3	1:C:1921:LEU:HD12	15	0.21	0.07	0.19
(1,4691)	2:B:76:CYS:HB3	1:C:1921:LEU:HD13	15	0.21	0.07	0.19
(1,4691)	2:B:74:GLU:HG3	1:C:1926:LEU:HD11	15	0.21	0.07	0.19
(1,4691)	2:B:74:GLU:HG3	1:C:1926:LEU:HD12	15	0.21	0.07	0.19
(1,4691)	2:B:74:GLU:HG3	1:C:1926:LEU:HD13	15	0.21	0.07	0.19
(1,5747)	2:B:85:MET:HE1	2:B:61:ASN:HD21	15	0.18	0.04	0.17
(1,5747)	2:B:85:MET:HE3	2:B:45:PHE:HE1	15	0.18	0.04	0.17

Continued on next page...

Continued from previous page...

Key	Atom-1	Atom-2	Models[1]	Mean (Å)	SD[1] (Å)	Median (Å)
(1,5747)	2:B:85:MET:HE3	2:B:45:PHE:HE2	15	0.18	0.04	0.17
(1,5747)	2:B:85:MET:HE2	2:B:61:ASN:HD21	15	0.18	0.04	0.17
(1,5747)	2:B:85:MET:HE2	2:B:45:PHE:HE1	15	0.18	0.04	0.17
(1,5747)	2:B:85:MET:HE2	2:B:45:PHE:HE2	15	0.18	0.04	0.17
(1,6449)	2:A:12:MET:HE2	2:A:9:LEU:HD12	15	0.17	0.03	0.16
(1,6449)	2:A:12:MET:HE2	2:A:9:LEU:HD13	15	0.17	0.03	0.16
(1,6449)	2:A:12:MET:HE2	2:A:9:LEU:HD11	15	0.17	0.03	0.16
(1,6449)	2:A:12:MET:HE1	2:A:9:LEU:HD12	15	0.17	0.03	0.16
(1,6449)	2:A:12:MET:HE1	2:A:9:LEU:HD13	15	0.17	0.03	0.16
(1,6449)	2:A:12:MET:HE3	2:A:9:LEU:HD12	15	0.17	0.03	0.16
(1,6449)	2:A:12:MET:HE1	2:A:9:LEU:HD11	15	0.17	0.03	0.16
(1,6449)	2:A:12:MET:HE3	2:A:9:LEU:HD13	15	0.17	0.03	0.16
(1,6449)	2:A:12:MET:HE3	2:A:9:LEU:HD11	15	0.17	0.03	0.16
(1,6449)	2:A:12:MET:HE1	2:B:9:LEU:HD13	15	0.17	0.03	0.16
(1,6449)	2:A:12:MET:HE1	2:B:9:LEU:HD12	15	0.17	0.03	0.16
(1,6449)	2:A:12:MET:HE3	2:B:9:LEU:HD13	15	0.17	0.03	0.16
(1,3979)	2:B:62:LEU:HD13	1:C:1918:LYS:HD3	15	0.16	0.06	0.14
(1,3979)	2:B:62:LEU:HD12	1:C:1918:LYS:HD3	15	0.16	0.06	0.14
(1,3979)	2:B:62:LEU:HD11	1:C:1918:LYS:HD3	15	0.16	0.06	0.14
(1,3979)	2:B:62:LEU:HD12	1:C:1920:LYS:HG3	15	0.16	0.06	0.14
(1,3979)	2:B:62:LEU:HD13	1:C:1920:LYS:HG3	15	0.16	0.06	0.14
(1,3979)	2:B:62:LEU:HD11	1:C:1920:LYS:HG3	15	0.16	0.06	0.14
(1,5768)	2:B:83:ALA:HB1	2:B:79:LEU:HA	15	0.15	0.03	0.15
(1,5768)	2:B:83:ALA:HB2	2:B:79:LEU:HA	15	0.15	0.03	0.15
(1,5768)	2:A:83:ALA:HB1	2:B:75:TYR:HB2	15	0.15	0.03	0.15
(1,5768)	2:A:83:ALA:HB3	2:B:75:TYR:HB2	15	0.15	0.03	0.15
(1,5768)	2:A:83:ALA:HB2	2:B:75:TYR:HB2	15	0.15	0.03	0.15
(1,5768)	2:A:83:ALA:HB3	2:B:79:LEU:HA	15	0.15	0.03	0.15
(1,5768)	2:A:83:ALA:HB2	2:B:79:LEU:HA	15	0.15	0.03	0.15
(1,5768)	2:A:83:ALA:HB1	2:B:79:LEU:HA	15	0.15	0.03	0.15
(1,6176)	2:A:34:LEU:HD12	2:A:33:GLU:HB2	15	0.14	0.03	0.13
(1,6176)	2:A:34:LEU:HD12	2:A:36:GLU:HB2	15	0.14	0.03	0.13
(1,6176)	2:A:34:LEU:HD11	2:A:36:GLU:HB2	15	0.14	0.03	0.13
(1,6176)	2:A:34:LEU:HD13	2:A:36:GLU:HB2	15	0.14	0.03	0.13
(1,6176)	2:A:34:LEU:HD12	2:A:36:GLU:HB3	15	0.14	0.03	0.13
(1,6176)	2:A:34:LEU:HD11	2:A:36:GLU:HB3	15	0.14	0.03	0.13
(1,6176)	2:A:34:LEU:HD13	2:A:36:GLU:HB3	15	0.14	0.03	0.13
(1,3075)	2:A:74:GLU:H	2:A:70:VAL:HB	15	0.14	0.02	0.13
(1,1139)	2:A:58:LEU:HD11	1:C:1899:GLU:HG3	15	0.13	0.02	0.13
(1,1139)	2:A:58:LEU:HD12	1:C:1899:GLU:HG3	15	0.13	0.02	0.13
(1,1139)	2:A:58:LEU:HD13	1:C:1899:GLU:HG3	15	0.13	0.02	0.13
(1,3919)	2:A:58:LEU:HD12	1:C:1899:GLU:HG3	15	0.13	0.02	0.13

Continued on next page...

Continued from previous page...

Key	Atom-1	Atom-2	Models[1]	Mean (Å)	SD[1] (Å)	Median (Å)
(1,3919)	2:A:58:LEU:HD13	1:C:1899:GLU:HG3	15	0.13	0.02	0.13
(1,3919)	2:A:58:LEU:HD11	1:C:1899:GLU:HG3	15	0.13	0.02	0.13
(1,1119)	2:A:58:LEU:HD11	2:A:57:LYS:H	15	0.13	0.02	0.13
(1,1119)	2:A:58:LEU:HD13	2:A:57:LYS:H	15	0.13	0.02	0.13
(1,1119)	2:A:58:LEU:HD12	2:A:57:LYS:H	15	0.13	0.02	0.13
(1,3847)	2:B:78:PHE:HD1	1:C:1917:LEU:HD11	14	0.46	0.19	0.37
(1,3847)	2:B:78:PHE:HD1	1:C:1917:LEU:HD12	14	0.46	0.19	0.37
(1,3847)	2:B:78:PHE:HD1	1:C:1917:LEU:HD13	14	0.46	0.19	0.37
(1,3847)	2:B:78:PHE:HD2	1:C:1917:LEU:HD11	14	0.46	0.19	0.37
(1,3847)	2:B:78:PHE:HD2	1:C:1917:LEU:HD12	14	0.46	0.19	0.37
(1,3847)	2:B:78:PHE:HD2	1:C:1917:LEU:HD13	14	0.46	0.19	0.37
(1,6947)	2:B:80:SER:H	1:C:1914:VAL:HG11	14	0.28	0.17	0.18
(1,6947)	2:B:80:SER:H	1:C:1914:VAL:HG12	14	0.28	0.17	0.18
(1,6947)	2:B:80:SER:H	1:C:1914:VAL:HG13	14	0.28	0.17	0.18
(1,6947)	2:B:80:SER:H	1:C:1917:LEU:HD11	14	0.28	0.17	0.18
(1,6947)	2:B:80:SER:H	1:C:1917:LEU:HD12	14	0.28	0.17	0.18
(1,6947)	2:B:80:SER:H	1:C:1917:LEU:HD13	14	0.28	0.17	0.18
(1,2045)	2:A:28:LYS:HA	2:A:75:TYR:HD1	14	0.21	0.05	0.21
(1,2045)	2:A:28:LYS:HA	2:A:75:TYR:HD2	14	0.21	0.05	0.21
(1,1098)	2:B:59:MET:HE1	2:B:62:LEU:H	14	0.2	0.05	0.2
(1,1098)	2:B:59:MET:HE2	2:B:62:LEU:H	14	0.2	0.05	0.2
(1,1098)	2:B:59:MET:HE3	2:B:62:LEU:H	14	0.2	0.05	0.2
(1,5621)	1:C:1903:ALA:HB1	1:C:1899:GLU:HG3	14	0.18	0.03	0.18
(1,5621)	1:C:1903:ALA:HB2	1:C:1899:GLU:HG3	14	0.18	0.03	0.18
(1,5621)	1:C:1903:ALA:HB3	1:C:1899:GLU:HG3	14	0.18	0.03	0.18
(1,5654)	1:C:1900:LEU:HD21	2:A:78:PHE:HE1	14	0.15	0.04	0.14
(1,5654)	1:C:1900:LEU:HD21	2:A:78:PHE:HE2	14	0.15	0.04	0.14
(1,5654)	1:C:1900:LEU:HD22	2:A:78:PHE:HE1	14	0.15	0.04	0.14
(1,5654)	1:C:1900:LEU:HD22	2:A:78:PHE:HE2	14	0.15	0.04	0.14
(1,5654)	1:C:1900:LEU:HD23	2:A:78:PHE:HE1	14	0.15	0.04	0.14
(1,5654)	1:C:1900:LEU:HD23	2:A:78:PHE:HE2	14	0.15	0.04	0.14
(1,1303)	2:B:54:ALA:HB2	1:C:1928:PHE:HD1	14	0.13	0.02	0.12
(1,1303)	2:B:54:ALA:HB2	1:C:1928:PHE:HD2	14	0.13	0.02	0.12
(1,1303)	2:B:54:ALA:HB3	1:C:1928:PHE:HD1	14	0.13	0.02	0.12
(1,1303)	2:B:54:ALA:HB3	1:C:1928:PHE:HD2	14	0.13	0.02	0.12
(1,1303)	2:B:54:ALA:HB1	1:C:1928:PHE:HD1	14	0.13	0.02	0.12
(1,1303)	2:B:54:ALA:HB1	1:C:1928:PHE:HD2	14	0.13	0.02	0.12
(1,1303)	2:B:54:ALA:HB3	1:C:1928:PHE:HE1	14	0.13	0.02	0.12
(1,1303)	2:B:54:ALA:HB3	1:C:1928:PHE:HE2	14	0.13	0.02	0.12
(1,4164)	2:B:54:ALA:HB3	1:C:1928:PHE:HD1	14	0.13	0.02	0.12
(1,4164)	2:B:54:ALA:HB3	1:C:1928:PHE:HD2	14	0.13	0.02	0.12
(1,4164)	2:B:54:ALA:HB1	1:C:1928:PHE:HD1	14	0.13	0.02	0.12

Continued on next page...

Continued from previous page...

Key	Atom-1	Atom-2	Models[1]	Mean (Å)	SD[1] (Å)	Median (Å)
(1,4164)	2:B:54:ALA:HB1	1:C:1928:PHE:HD2	14	0.13	0.02	0.12
(1,4164)	2:B:54:ALA:HB2	1:C:1928:PHE:HD1	14	0.13	0.02	0.12
(1,4164)	2:B:54:ALA:HB2	1:C:1928:PHE:HD2	14	0.13	0.02	0.12
(1,4164)	2:B:54:ALA:HB3	1:C:1928:PHE:HE1	14	0.13	0.02	0.12
(1,4164)	2:B:54:ALA:HB3	1:C:1928:PHE:HE2	14	0.13	0.02	0.12
(1,4570)	1:C:1920:LYS:HG3	1:C:1917:LEU:HD11	13	0.26	0.15	0.23
(1,4570)	1:C:1920:LYS:HG3	1:C:1917:LEU:HD12	13	0.26	0.15	0.23
(1,4570)	1:C:1920:LYS:HG3	1:C:1917:LEU:HD13	13	0.26	0.15	0.23
(1,5639)	1:C:1901:GLU:HB2	1:C:1905:GLU:HB2	13	0.25	0.06	0.27
(1,5639)	1:C:1901:GLU:HB2	1:C:1905:GLU:HB3	13	0.25	0.06	0.27
(1,246)	2:B:84:MET:HE2	1:C:1918:LYS:HE2	13	0.21	0.05	0.22
(1,246)	2:B:84:MET:HE2	1:C:1918:LYS:HE3	13	0.21	0.05	0.22
(1,6101)	2:B:38:LEU:HD22	2:B:35:LYS:H	13	0.18	0.04	0.19
(1,6101)	2:B:38:LEU:HD23	2:B:35:LYS:H	13	0.18	0.04	0.19
(1,6101)	2:B:38:LEU:HD21	2:B:35:LYS:H	13	0.18	0.04	0.19
(1,6101)	2:B:38:LEU:HD22	1:C:1930:VAL:H	13	0.18	0.04	0.19
(1,6101)	2:B:38:LEU:HD23	1:C:1930:VAL:H	13	0.18	0.04	0.19
(1,5120)	1:C:1934:MET:HE1	2:A:9:LEU:HD12	13	0.17	0.05	0.15
(1,5120)	1:C:1934:MET:HE2	2:A:9:LEU:HD12	13	0.17	0.05	0.15
(1,5120)	1:C:1934:MET:HE3	2:A:9:LEU:HD12	13	0.17	0.05	0.15
(1,5120)	1:C:1934:MET:HE1	2:A:9:LEU:HD13	13	0.17	0.05	0.15
(1,5120)	1:C:1934:MET:HE2	2:A:9:LEU:HD13	13	0.17	0.05	0.15
(1,5120)	1:C:1934:MET:HE3	2:A:9:LEU:HD13	13	0.17	0.05	0.15
(1,5120)	1:C:1934:MET:HE1	2:A:9:LEU:HD11	13	0.17	0.05	0.15
(1,5120)	1:C:1934:MET:HE2	2:A:9:LEU:HD11	13	0.17	0.05	0.15
(1,5120)	1:C:1934:MET:HE3	2:A:9:LEU:HD11	13	0.17	0.05	0.15
(1,1096)	2:B:59:MET:HE1	2:B:75:TYR:HD1	13	0.17	0.04	0.17
(1,1096)	2:B:59:MET:HE1	2:B:75:TYR:HD2	13	0.17	0.04	0.17
(1,1096)	2:B:59:MET:HE3	2:B:75:TYR:HD1	13	0.17	0.04	0.17
(1,1096)	2:B:59:MET:HE3	2:B:75:TYR:HD2	13	0.17	0.04	0.17
(1,1096)	2:B:59:MET:HE2	2:B:75:TYR:HD1	13	0.17	0.04	0.17
(1,1096)	2:B:59:MET:HE2	2:B:75:TYR:HD2	13	0.17	0.04	0.17
(1,5191)	1:C:1929:VAL:HG11	1:C:1931:PRO:HD3	13	0.16	0.04	0.15
(1,5191)	1:C:1929:VAL:HG12	1:C:1931:PRO:HD3	13	0.16	0.04	0.15
(1,5191)	1:C:1929:VAL:HG13	1:C:1931:PRO:HD3	13	0.16	0.04	0.15
(1,6441)	2:B:12:MET:HE3	2:B:78:PHE:HD1	13	0.16	0.03	0.16
(1,6441)	2:B:12:MET:HE3	2:B:78:PHE:HD2	13	0.16	0.03	0.16
(1,6441)	2:B:12:MET:HE3	2:B:72:PHE:HE1	13	0.16	0.03	0.16
(1,6441)	2:B:12:MET:HE3	2:B:72:PHE:HE2	13	0.16	0.03	0.16
(1,6441)	2:B:12:MET:HE1	2:B:78:PHE:HD1	13	0.16	0.03	0.16
(1,6441)	2:B:12:MET:HE1	2:B:78:PHE:HD2	13	0.16	0.03	0.16
(1,6441)	2:B:12:MET:HE2	2:B:78:PHE:HD1	13	0.16	0.03	0.16

Continued on next page...

Continued from previous page...

Key	Atom-1	Atom-2	Models[1]	Mean (Å)	SD[1] (Å)	Median (Å)
(1,6441)	2:B:12:MET:HE2	2:B:78:PHE:HD2	13	0.16	0.03	0.16
(1,3539)	2:B:61:ASN:H	2:B:62:LEU:HG	13	0.12	0.01	0.13
(1,4752)	2:A:58:LEU:H	1:C:1898:ARG:HD3	12	1.26	1.14	0.99
(1,4752)	2:A:53:ALA:H	1:C:1898:ARG:HD3	12	1.26	1.14	0.99
(1,4752)	2:A:53:ALA:H	1:C:1898:ARG:HD2	12	1.26	1.14	0.99
(1,4056)	2:B:85:MET:HE2	1:C:1922:ARG:HG2	12	0.88	0.54	1.25
(1,4056)	2:B:85:MET:HE1	1:C:1922:ARG:HG2	12	0.88	0.54	1.25
(2,49)	1:C:1935:ALA:HB1	1:C:1932:ARG:HA	12	0.21	0.07	0.2
(2,49)	1:C:1935:ALA:HB2	1:C:1932:ARG:HA	12	0.21	0.07	0.2
(2,49)	1:C:1935:ALA:HB3	1:C:1932:ARG:HA	12	0.21	0.07	0.2
(1,252)	2:B:84:MET:HE1	2:A:72:PHE:HD1	12	0.21	0.07	0.21
(1,252)	2:B:84:MET:HE1	2:A:72:PHE:HD2	12	0.21	0.07	0.21
(1,252)	2:B:84:MET:HE2	2:A:72:PHE:HD1	12	0.21	0.07	0.21
(1,252)	2:B:84:MET:HE2	2:A:72:PHE:HD2	12	0.21	0.07	0.21
(1,577)	2:B:46:LEU:HD23	2:B:43:PRO:HB2	12	0.18	0.05	0.18
(1,577)	2:B:46:LEU:HD22	2:B:43:PRO:HB2	12	0.18	0.05	0.18
(1,1403)	2:A:49:ARG:HA	2:A:54:ALA:HB2	12	0.17	0.04	0.16
(1,1403)	2:A:49:ARG:HA	2:A:54:ALA:HB3	12	0.17	0.04	0.16
(1,1403)	2:A:49:ARG:HA	2:A:54:ALA:HB1	12	0.17	0.04	0.16
(1,1103)	2:B:59:MET:HE3	2:B:67:ASP:H	12	0.17	0.03	0.18
(1,1103)	2:B:59:MET:HE2	2:B:67:ASP:H	12	0.17	0.03	0.18
(1,1103)	2:B:59:MET:HE1	2:B:67:ASP:H	12	0.17	0.03	0.18
(1,3990)	2:B:58:LEU:HD13	1:C:1929:VAL:HG21	12	0.16	0.09	0.13
(1,3990)	2:B:58:LEU:HD13	1:C:1929:VAL:HG22	12	0.16	0.09	0.13
(1,3990)	2:B:58:LEU:HD13	1:C:1929:VAL:HG23	12	0.16	0.09	0.13
(1,3990)	2:B:58:LEU:HD12	1:C:1929:VAL:HG21	12	0.16	0.09	0.13
(1,3990)	2:B:58:LEU:HD12	1:C:1929:VAL:HG22	12	0.16	0.09	0.13
(1,3990)	2:B:58:LEU:HD12	1:C:1929:VAL:HG23	12	0.16	0.09	0.13
(1,3990)	2:B:58:LEU:HD11	1:C:1929:VAL:HG21	12	0.16	0.09	0.13
(1,3990)	2:B:58:LEU:HD11	1:C:1929:VAL:HG22	12	0.16	0.09	0.13
(1,3990)	2:B:58:LEU:HD11	1:C:1929:VAL:HG23	12	0.16	0.09	0.13
(2,15)	2:A:35:LYS:HE3	2:A:50:THR:HB	12	0.16	0.03	0.16
(1,2281)	2:B:12:MET:HE3	2:B:76:CYS:H	12	0.15	0.02	0.16
(1,2281)	2:B:12:MET:HE2	2:B:76:CYS:H	12	0.15	0.02	0.16
(1,2281)	2:B:12:MET:HE1	2:B:76:CYS:H	12	0.15	0.02	0.16
(1,5169)	1:C:1929:VAL:HG11	2:B:48:LYS:H	12	0.15	0.04	0.15
(1,5169)	1:C:1929:VAL:HG12	2:B:48:LYS:H	12	0.15	0.04	0.15
(1,5169)	1:C:1929:VAL:HG13	2:B:48:LYS:H	12	0.15	0.04	0.15
(1,4065)	2:B:85:MET:HE1	1:C:1930:VAL:HA	12	0.15	0.03	0.15
(1,4065)	2:B:85:MET:HE3	1:C:1930:VAL:HA	12	0.15	0.03	0.15
(1,4065)	2:B:85:MET:HE2	1:C:1930:VAL:HA	12	0.15	0.03	0.15
(1,1302)	2:B:54:ALA:HB2	2:B:55:PHE:H	12	0.15	0.03	0.13

Continued on next page...

Continued from previous page...

Key	Atom-1	Atom-2	Models[1]	Mean (Å)	SD[1] (Å)	Median (Å)
(1,1302)	2:B:54:ALA:HB1	2:B:55:PHE:H	12	0.15	0.03	0.13
(1,1302)	2:B:54:ALA:HB3	2:B:55:PHE:H	12	0.15	0.03	0.13
(1,4483)	2:B:45:PHE:H	1:C:1930:VAL:HA	12	0.14	0.02	0.13
(1,2199)	2:A:15:THR:HG23	2:B:5:LEU:HD11	12	0.14	0.02	0.14
(1,2199)	2:A:15:THR:HG23	2:B:5:LEU:HD12	12	0.14	0.02	0.14
(1,2199)	2:A:15:THR:HG21	2:B:5:LEU:HD12	12	0.14	0.02	0.14
(1,2199)	2:A:15:THR:HG23	2:B:5:LEU:HD13	12	0.14	0.02	0.14
(1,2199)	2:A:15:THR:HG21	2:B:5:LEU:HD11	12	0.14	0.02	0.14
(1,2199)	2:A:15:THR:HG21	2:B:5:LEU:HD13	12	0.14	0.02	0.14
(1,2199)	2:A:15:THR:HG22	2:B:5:LEU:HD11	12	0.14	0.02	0.14
(1,2199)	2:A:15:THR:HG22	2:B:5:LEU:HD12	12	0.14	0.02	0.14
(1,3420)	2:B:42:LEU:H	2:B:37:LEU:HB3	12	0.14	0.02	0.14
(1,1956)	2:B:34:LEU:HD21	2:B:38:LEU:HB2	12	0.12	0.01	0.12
(1,1956)	2:B:34:LEU:HD23	2:B:38:LEU:HB2	12	0.12	0.01	0.12
(1,1956)	2:B:34:LEU:HD22	2:B:38:LEU:HB2	12	0.12	0.01	0.12
(1,4718)	1:C:1898:ARG:H	1:C:1898:ARG:HB3	11	0.32	0.03	0.32
(2,45)	1:C:1918:LYS:H	1:C:1916:SER:HB2	11	0.27	0.1	0.24
(1,4167)	2:B:54:ALA:HB3	1:C:1927:PRO:HB3	11	0.24	0.13	0.14
(1,4167)	2:B:54:ALA:HB1	1:C:1927:PRO:HB3	11	0.24	0.13	0.14
(1,4167)	2:B:54:ALA:HB2	1:C:1927:PRO:HB3	11	0.24	0.13	0.14
(1,4167)	2:B:54:ALA:HB3	1:C:1927:PRO:HB2	11	0.24	0.13	0.14
(1,4167)	2:B:54:ALA:HB1	1:C:1927:PRO:HB2	11	0.24	0.13	0.14
(1,1592)	2:B:35:LYS:HG2	2:B:36:GLU:HG2	11	0.2	0.04	0.22
(1,1820)	2:B:36:GLU:HB3	2:B:15:THR:HG22	11	0.18	0.03	0.18
(1,1820)	2:B:36:GLU:HB3	2:B:15:THR:HG23	11	0.18	0.03	0.18
(1,1820)	2:B:36:GLU:HB3	2:B:15:THR:HG21	11	0.18	0.03	0.18
(1,1820)	2:B:36:GLU:HB2	2:B:15:THR:HG22	11	0.18	0.03	0.18
(1,1820)	2:B:36:GLU:HB2	2:B:15:THR:HG21	11	0.18	0.03	0.18
(1,4150)	2:B:61:ASN:HA	1:C:1926:LEU:HG	11	0.17	0.06	0.14
(1,4150)	2:B:61:ASN:HA	1:C:1921:LEU:HB3	11	0.17	0.06	0.14
(1,5752)	2:A:84:MET:HE2	2:A:86:CYS:H	11	0.17	0.03	0.17
(1,5752)	2:A:84:MET:HE1	2:A:86:CYS:H	11	0.17	0.03	0.17
(1,5752)	2:A:84:MET:HE3	2:A:77:VAL:H	11	0.17	0.03	0.17
(1,5752)	2:A:84:MET:HE1	2:A:77:VAL:H	11	0.17	0.03	0.17
(1,628)	2:B:76:CYS:HA	2:B:12:MET:HA	11	0.16	0.04	0.16
(1,1091)	2:B:59:MET:HE3	2:B:69:GLU:H	11	0.16	0.03	0.16
(1,1091)	2:B:59:MET:HE2	2:B:69:GLU:H	11	0.16	0.03	0.16
(1,1091)	2:B:59:MET:HE1	2:B:69:GLU:H	11	0.16	0.03	0.16
(1,1608)	2:B:42:LEU:HD13	2:A:9:LEU:H	11	0.16	0.02	0.15
(1,1608)	2:B:42:LEU:HD11	2:A:9:LEU:H	11	0.16	0.02	0.15
(1,1608)	2:B:42:LEU:HD12	2:A:9:LEU:H	11	0.16	0.02	0.15
(1,4149)	2:B:61:ASN:HA	1:C:1921:LEU:HD11	11	0.15	0.03	0.15

Continued on next page...

Continued from previous page...

Key	Atom-1	Atom-2	Models[1]	Mean (Å)	SD[1] (Å)	Median (Å)
(1,4149)	2:B:61:ASN:HA	1:C:1921:LEU:HD12	11	0.15	0.03	0.15
(1,4149)	2:B:61:ASN:HA	1:C:1921:LEU:HD13	11	0.15	0.03	0.15
(1,6485)	2:A:11:VAL:HG12	2:A:8:ALA:HA	11	0.14	0.02	0.13
(1,6485)	2:B:11:VAL:HG12	2:B:8:ALA:HA	11	0.14	0.02	0.13
(1,6485)	2:B:11:VAL:HG13	2:B:8:ALA:HA	11	0.14	0.02	0.13
(1,6485)	2:A:11:VAL:HG13	2:A:8:ALA:HA	11	0.14	0.02	0.13
(1,6485)	2:A:11:VAL:HG11	2:A:8:ALA:HA	11	0.14	0.02	0.13
(1,6485)	2:B:11:VAL:HG11	2:B:8:ALA:HA	11	0.14	0.02	0.13
(1,6485)	2:A:11:VAL:HG12	2:B:8:ALA:HA	11	0.14	0.02	0.13
(1,6485)	2:B:11:VAL:HG12	2:A:8:ALA:HA	11	0.14	0.02	0.13
(1,6485)	2:A:11:VAL:HG13	2:B:8:ALA:HA	11	0.14	0.02	0.13
(1,6485)	2:A:11:VAL:HG11	2:B:8:ALA:HA	11	0.14	0.02	0.13
(1,6485)	2:B:11:VAL:HG11	2:B:14:SER:HA	11	0.14	0.02	0.13
(1,5178)	1:C:1929:VAL:HG11	2:B:45:PHE:HA	11	0.14	0.02	0.13
(1,5178)	1:C:1929:VAL:HG12	2:B:45:PHE:HA	11	0.14	0.02	0.13
(1,5178)	1:C:1929:VAL:HG13	2:B:45:PHE:HA	11	0.14	0.02	0.13
(1,4017)	2:B:38:LEU:HD22	1:C:1929:VAL:HG11	11	0.14	0.03	0.12
(1,4017)	2:B:38:LEU:HD22	1:C:1929:VAL:HG12	11	0.14	0.03	0.12
(1,4017)	2:B:38:LEU:HD22	1:C:1929:VAL:HG13	11	0.14	0.03	0.12
(1,4017)	2:B:38:LEU:HD23	1:C:1929:VAL:HG11	11	0.14	0.03	0.12
(1,4017)	2:B:38:LEU:HD23	1:C:1929:VAL:HG12	11	0.14	0.03	0.12
(1,4017)	2:B:38:LEU:HD23	1:C:1929:VAL:HG13	11	0.14	0.03	0.12
(1,4017)	2:B:38:LEU:HD21	1:C:1929:VAL:HG11	11	0.14	0.03	0.12
(1,4017)	2:B:38:LEU:HD21	1:C:1929:VAL:HG12	11	0.14	0.03	0.12
(1,4017)	2:B:38:LEU:HD21	1:C:1929:VAL:HG13	11	0.14	0.03	0.12
(1,525)	2:B:79:LEU:HD21	2:B:82:ILE:HB	11	0.14	0.01	0.13
(1,525)	2:B:79:LEU:HD22	2:B:82:ILE:HB	11	0.14	0.01	0.13
(1,4125)	2:A:76:CYS:HB3	1:C:1910:MET:HG2	10	0.31	0.02	0.31
(1,4125)	2:A:76:CYS:HB3	1:C:1910:MET:HG3	10	0.31	0.02	0.31
(1,5395)	1:C:1914:VAL:HG11	2:A:75:TYR:HB2	10	0.26	0.05	0.26
(1,5395)	1:C:1914:VAL:HG12	2:A:75:TYR:HB2	10	0.26	0.05	0.26
(1,5395)	1:C:1914:VAL:HG13	2:A:75:TYR:HB2	10	0.26	0.05	0.26
(1,5395)	1:C:1914:VAL:HG11	2:B:79:LEU:HA	10	0.26	0.05	0.26
(1,5395)	1:C:1914:VAL:HG12	2:B:79:LEU:HA	10	0.26	0.05	0.26
(1,5395)	1:C:1914:VAL:HG13	2:B:79:LEU:HA	10	0.26	0.05	0.26
(1,5395)	1:C:1914:VAL:HG11	1:C:1912:ARG:HD2	10	0.26	0.05	0.26
(1,5395)	1:C:1914:VAL:HG12	1:C:1912:ARG:HD2	10	0.26	0.05	0.26
(1,5395)	1:C:1914:VAL:HG13	1:C:1912:ARG:HD2	10	0.26	0.05	0.26
(1,6419)	2:A:13:VAL:HG23	2:B:91:GLU:HB3	10	0.2	0.06	0.21
(1,6419)	2:A:13:VAL:HG22	2:B:91:GLU:HB3	10	0.2	0.06	0.21
(1,6419)	2:A:13:VAL:HG21	2:B:91:GLU:HB3	10	0.2	0.06	0.21
(1,6419)	2:A:13:VAL:HG22	2:A:18:LYS:HB3	10	0.2	0.06	0.21

Continued on next page...

Continued from previous page...

Key	Atom-1	Atom-2	Models[1]	Mean (Å)	SD[1] (Å)	Median (Å)
(1,6419)	2:A:13:VAL:HG21	2:A:18:LYS:HB3	10	0.2	0.06	0.21
(1,6419)	2:B:13:VAL:HG21	2:A:5:LEU:HG	10	0.2	0.06	0.21
(1,6419)	2:B:13:VAL:HG22	2:A:5:LEU:HG	10	0.2	0.06	0.21
(1,6419)	2:A:13:VAL:HG23	2:A:18:LYS:HB3	10	0.2	0.06	0.21
(1,621)	2:A:76:CYS:HA	1:C:1910:MET:HG3	10	0.17	0.01	0.16
(1,621)	2:A:76:CYS:HA	1:C:1910:MET:HE1	10	0.17	0.01	0.16
(1,621)	2:A:76:CYS:HA	1:C:1910:MET:HE2	10	0.17	0.01	0.16
(1,621)	2:A:76:CYS:HA	1:C:1910:MET:HE3	10	0.17	0.01	0.16
(1,621)	2:A:76:CYS:HA	1:C:1910:MET:HG2	10	0.17	0.01	0.16
(1,4126)	2:A:76:CYS:HA	1:C:1910:MET:HG2	10	0.17	0.01	0.16
(1,4126)	2:A:76:CYS:HA	1:C:1910:MET:HG3	10	0.17	0.01	0.16
(1,4126)	2:A:76:CYS:HA	1:C:1910:MET:HE1	10	0.17	0.01	0.16
(1,4126)	2:A:76:CYS:HA	1:C:1910:MET:HE2	10	0.17	0.01	0.16
(1,4126)	2:A:76:CYS:HA	1:C:1910:MET:HE3	10	0.17	0.01	0.16
(1,4049)	2:A:85:MET:HE2	1:C:1899:GLU:H	10	0.15	0.04	0.15
(1,4049)	2:A:85:MET:HE3	1:C:1899:GLU:H	10	0.15	0.04	0.15
(1,4049)	2:A:85:MET:HE1	1:C:1899:GLU:H	10	0.15	0.04	0.15
(1,5021)	1:C:1907:ALA:H	2:A:61:ASN:HA	10	0.15	0.03	0.16
(1,142)	2:A:85:MET:HE2	2:A:85:MET:HG3	10	0.14	0.02	0.15
(1,142)	2:A:85:MET:HE3	2:A:85:MET:HG3	10	0.14	0.02	0.15
(1,142)	2:A:85:MET:HE1	2:A:85:MET:HG3	10	0.14	0.02	0.15
(1,4281)	1:C:1917:LEU:H	1:C:1917:LEU:HA	10	0.12	0.01	0.12
(1,1468)	2:A:46:LEU:HD13	1:C:1897:GLN:HE22	9	0.62	0.31	0.72
(1,1468)	2:A:46:LEU:HD11	1:C:1897:GLN:HE22	9	0.62	0.31	0.72
(1,1468)	2:A:46:LEU:HD12	1:C:1897:GLN:HE22	9	0.62	0.31	0.72
(1,805)	2:A:68:ASN:HB3	2:A:68:ASN:HD21	9	0.27	0.02	0.27
(1,3814)	2:B:95:ASP:H	2:B:94:PRO:HA	9	0.16	0.03	0.16
(1,2268)	2:B:12:MET:HE1	2:B:12:MET:HG2	9	0.15	0.03	0.16
(1,2268)	2:B:12:MET:HE3	2:B:12:MET:HG2	9	0.15	0.03	0.16
(1,2268)	2:B:12:MET:HE2	2:B:12:MET:HG2	9	0.15	0.03	0.16
(1,6442)	2:B:12:MET:HE3	2:B:75:TYR:HD1	9	0.14	0.02	0.14
(1,6442)	2:B:12:MET:HE3	2:B:75:TYR:HD2	9	0.14	0.02	0.14
(1,6442)	2:B:12:MET:HE1	2:B:75:TYR:HD1	9	0.14	0.02	0.14
(1,6442)	2:B:12:MET:HE1	2:B:75:TYR:HD2	9	0.14	0.02	0.14
(1,6442)	2:B:12:MET:HE2	2:B:75:TYR:HD1	9	0.14	0.02	0.14
(1,6442)	2:B:12:MET:HE2	2:B:75:TYR:HD2	9	0.14	0.02	0.14
(1,6442)	2:B:12:MET:HE3	2:B:78:PHE:HE1	9	0.14	0.02	0.14
(1,6442)	2:B:12:MET:HE3	2:B:78:PHE:HE2	9	0.14	0.02	0.14
(1,6442)	2:B:12:MET:HE1	2:B:78:PHE:HE1	9	0.14	0.02	0.14
(1,6442)	2:B:12:MET:HE1	2:B:78:PHE:HE2	9	0.14	0.02	0.14
(1,5350)	1:C:1917:LEU:HD11	2:B:62:LEU:HD12	9	0.14	0.03	0.14
(1,5350)	1:C:1917:LEU:HD12	2:B:62:LEU:HD12	9	0.14	0.03	0.14

Continued on next page...

Continued from previous page...

Key	Atom-1	Atom-2	Models[1]	Mean (Å)	SD[1] (Å)	Median (Å)
(1,5350)	1:C:1917:LEU:HD13	2:B:62:LEU:HD12	9	0.14	0.03	0.14
(1,5350)	1:C:1917:LEU:HD11	2:B:62:LEU:HD11	9	0.14	0.03	0.14
(1,5350)	1:C:1917:LEU:HD12	2:B:62:LEU:HD11	9	0.14	0.03	0.14
(1,5350)	1:C:1917:LEU:HD13	2:B:62:LEU:HD11	9	0.14	0.03	0.14
(1,5350)	1:C:1917:LEU:HD11	2:B:62:LEU:HD13	9	0.14	0.03	0.14
(1,5350)	1:C:1917:LEU:HD12	2:B:62:LEU:HD13	9	0.14	0.03	0.14
(1,5350)	1:C:1917:LEU:HD13	2:B:62:LEU:HD13	9	0.14	0.03	0.14
(1,5486)	1:C:1910:MET:HE1	2:B:77:VAL:HG12	9	0.13	0.01	0.12
(1,5486)	1:C:1910:MET:HE2	2:B:77:VAL:HG12	9	0.13	0.01	0.12
(1,5486)	1:C:1910:MET:HE3	2:B:77:VAL:HG12	9	0.13	0.01	0.12
(1,5486)	1:C:1910:MET:HE1	2:B:77:VAL:HG13	9	0.13	0.01	0.12
(1,5486)	1:C:1910:MET:HE2	2:B:77:VAL:HG13	9	0.13	0.01	0.12
(1,5486)	1:C:1910:MET:HE3	2:B:77:VAL:HG13	9	0.13	0.01	0.12
(1,5486)	1:C:1910:MET:HE1	2:B:77:VAL:HG11	9	0.13	0.01	0.12
(1,5486)	1:C:1910:MET:HE2	2:B:77:VAL:HG11	9	0.13	0.01	0.12
(1,5486)	1:C:1910:MET:HE3	2:B:77:VAL:HG11	9	0.13	0.01	0.12
(1,5486)	1:C:1910:MET:HE1	1:C:1914:VAL:HG11	9	0.13	0.01	0.12
(1,5486)	1:C:1910:MET:HE1	1:C:1914:VAL:HG12	9	0.13	0.01	0.12
(1,5486)	1:C:1910:MET:HE1	1:C:1914:VAL:HG13	9	0.13	0.01	0.12
(1,5486)	1:C:1910:MET:HE2	1:C:1914:VAL:HG11	9	0.13	0.01	0.12
(1,5486)	1:C:1910:MET:HE2	1:C:1914:VAL:HG12	9	0.13	0.01	0.12
(1,5486)	1:C:1910:MET:HE2	1:C:1914:VAL:HG13	9	0.13	0.01	0.12
(1,5486)	1:C:1910:MET:HE3	1:C:1914:VAL:HG11	9	0.13	0.01	0.12
(1,5486)	1:C:1910:MET:HE3	1:C:1914:VAL:HG12	9	0.13	0.01	0.12
(1,5486)	1:C:1910:MET:HE3	1:C:1914:VAL:HG13	9	0.13	0.01	0.12
(1,5053)	1:C:1904:THR:H	1:C:1902:ASP:HB3	8	0.24	0.12	0.2
(1,4054)	2:B:85:MET:HE2	1:C:1921:LEU:HD11	8	0.19	0.04	0.18
(1,4054)	2:B:85:MET:HE2	1:C:1921:LEU:HD12	8	0.19	0.04	0.18
(1,4054)	2:B:85:MET:HE2	1:C:1921:LEU:HD13	8	0.19	0.04	0.18
(1,4054)	2:B:85:MET:HE1	1:C:1921:LEU:HD11	8	0.19	0.04	0.18
(1,4054)	2:B:85:MET:HE1	1:C:1921:LEU:HD12	8	0.19	0.04	0.18
(1,4054)	2:B:85:MET:HE1	1:C:1921:LEU:HD13	8	0.19	0.04	0.18
(1,4054)	2:B:85:MET:HE3	1:C:1921:LEU:HD11	8	0.19	0.04	0.18
(1,4054)	2:B:85:MET:HE3	1:C:1921:LEU:HD12	8	0.19	0.04	0.18
(1,4054)	2:B:85:MET:HE3	1:C:1921:LEU:HD13	8	0.19	0.04	0.18
(1,6965)	2:B:26:LYS:H	2:B:26:LYS:HG3	8	0.18	0.04	0.18
(1,6965)	2:A:26:LYS:H	2:A:26:LYS:HG3	8	0.18	0.04	0.18
(1,5758)	2:B:84:MET:HE1	2:A:73:GLN:H	8	0.17	0.02	0.17
(1,5758)	2:B:84:MET:HE3	2:A:73:GLN:H	8	0.17	0.02	0.17
(1,5758)	2:B:84:MET:HE2	2:A:73:GLN:H	8	0.17	0.02	0.17
(1,5758)	2:B:84:MET:HE1	2:A:80:SER:H	8	0.17	0.02	0.17
(1,5758)	2:B:84:MET:HE3	2:A:80:SER:H	8	0.17	0.02	0.17

Continued on next page...

Continued from previous page...

Key	Atom-1	Atom-2	Models[1]	Mean (Å)	SD[1] (Å)	Median (Å)
(1,4028)	2:B:82:ILE:HG21	1:C:1926:LEU:HD11	8	0.17	0.05	0.16
(1,4028)	2:B:82:ILE:HG21	1:C:1926:LEU:HD12	8	0.17	0.05	0.16
(1,4028)	2:B:82:ILE:HG21	1:C:1926:LEU:HD13	8	0.17	0.05	0.16
(1,4028)	2:B:82:ILE:HG23	1:C:1926:LEU:HD11	8	0.17	0.05	0.16
(1,4028)	2:B:82:ILE:HG23	1:C:1926:LEU:HD12	8	0.17	0.05	0.16
(1,4028)	2:B:82:ILE:HG23	1:C:1926:LEU:HD13	8	0.17	0.05	0.16
(1,4028)	2:B:82:ILE:HG22	1:C:1926:LEU:HD11	8	0.17	0.05	0.16
(1,4028)	2:B:82:ILE:HG22	1:C:1926:LEU:HD12	8	0.17	0.05	0.16
(1,4028)	2:B:82:ILE:HG22	1:C:1926:LEU:HD13	8	0.17	0.05	0.16
(1,4061)	2:B:85:MET:HE1	1:C:1928:PHE:HB2	8	0.16	0.03	0.17
(1,4061)	2:B:85:MET:HE3	1:C:1928:PHE:HB2	8	0.16	0.03	0.17
(1,4086)	2:B:84:MET:HE2	1:C:1918:LYS:HD3	8	0.15	0.04	0.16
(1,4086)	2:B:84:MET:HE1	1:C:1918:LYS:HD3	8	0.15	0.04	0.16
(1,4086)	2:B:84:MET:HE3	1:C:1918:LYS:HD3	8	0.15	0.04	0.16
(1,2388)	2:B:9:LEU:HD11	2:A:42:LEU:HB3	8	0.14	0.02	0.14
(1,2388)	2:B:9:LEU:HD13	2:A:42:LEU:HB3	8	0.14	0.02	0.14
(1,2388)	2:B:9:LEU:HD12	2:A:42:LEU:HB3	8	0.14	0.02	0.14
(1,1102)	2:B:59:MET:HE3	2:B:34:LEU:H	8	0.14	0.03	0.12
(1,1102)	2:B:59:MET:HE1	2:B:34:LEU:H	8	0.14	0.03	0.12
(1,1102)	2:B:59:MET:HE2	2:B:34:LEU:H	8	0.14	0.03	0.12
(1,5089)	1:C:1898:ARG:H	1:C:1898:ARG:HB3	8	0.13	0.02	0.12
(1,5009)	1:C:1909:ALA:H	1:C:1905:GLU:HB3	8	0.13	0.02	0.12
(1,5009)	1:C:1909:ALA:H	1:C:1905:GLU:HB2	8	0.13	0.02	0.12
(1,2498)	2:B:5:LEU:HD11	2:A:75:TYR:HE1	8	0.12	0.02	0.12
(1,2498)	2:B:5:LEU:HD11	2:A:75:TYR:HE2	8	0.12	0.02	0.12
(1,2498)	2:B:5:LEU:HD12	2:A:75:TYR:HE1	8	0.12	0.02	0.12
(1,2498)	2:B:5:LEU:HD12	2:A:75:TYR:HE2	8	0.12	0.02	0.12
(1,1045)	2:A:59:MET:HE2	2:A:31:LYS:H	8	0.12	0.02	0.11
(1,1045)	2:A:59:MET:HE1	2:A:31:LYS:H	8	0.12	0.02	0.11
(1,1045)	2:A:59:MET:HE3	2:A:31:LYS:H	8	0.12	0.02	0.11
(1,6595)	2:B:5:LEU:HD23	2:A:78:PHE:HE1	8	0.12	0.01	0.12
(1,6595)	2:B:5:LEU:HD23	2:A:78:PHE:HE2	8	0.12	0.01	0.12
(1,6595)	2:B:5:LEU:HD22	2:A:78:PHE:HE1	8	0.12	0.01	0.12
(1,6595)	2:B:5:LEU:HD22	2:A:78:PHE:HE2	8	0.12	0.01	0.12
(1,6595)	2:B:5:LEU:HD21	2:A:45:PHE:HE1	8	0.12	0.01	0.12
(1,6595)	2:B:5:LEU:HD21	2:A:45:PHE:HE2	8	0.12	0.01	0.12
(1,6595)	2:B:5:LEU:HD23	2:A:45:PHE:HE1	8	0.12	0.01	0.12
(1,6595)	2:B:5:LEU:HD23	2:A:45:PHE:HE2	8	0.12	0.01	0.12
(1,6595)	2:B:5:LEU:HD22	2:A:45:PHE:HE1	8	0.12	0.01	0.12
(1,6595)	2:B:5:LEU:HD22	2:A:45:PHE:HE2	8	0.12	0.01	0.12
(1,4078)	2:A:84:MET:HE3	1:C:1910:MET:HB3	8	0.11	0.0	0.11
(1,4078)	2:A:84:MET:HE2	1:C:1910:MET:HB3	8	0.11	0.0	0.11

Continued on next page...

Continued from previous page...

Key	Atom-1	Atom-2	Models[1]	Mean (Å)	SD[1] (Å)	Median (Å)
(1,4078)	2:A:84:MET:HE1	1:C:1910:MET:HB3	8	0.11	0.0	0.11
(1,5364)	1:C:1917:LEU:HD21	1:C:1920:LYS:HG3	7	1.19	0.53	1.49
(1,5364)	1:C:1917:LEU:HD22	1:C:1920:LYS:HG3	7	1.19	0.53	1.49
(1,5364)	1:C:1917:LEU:HD23	1:C:1920:LYS:HG3	7	1.19	0.53	1.49
(1,2743)	2:A:27:PHE:H	2:A:27:PHE:HD1	7	0.38	0.06	0.4
(1,2743)	2:A:27:PHE:H	2:A:27:PHE:HD2	7	0.38	0.06	0.4
(1,4178)	2:A:46:LEU:HD23	1:C:1897:GLN:HG2	7	0.36	0.21	0.26
(1,4178)	2:A:46:LEU:HD22	1:C:1897:GLN:HG2	7	0.36	0.21	0.26
(1,4178)	2:A:46:LEU:HD21	1:C:1897:GLN:HG2	7	0.36	0.21	0.26
(1,4390)	1:C:1928:PHE:HZ	1:C:1929:VAL:HG11	7	0.29	0.33	0.17
(1,4390)	1:C:1928:PHE:HZ	1:C:1929:VAL:HG12	7	0.29	0.33	0.17
(1,4390)	1:C:1928:PHE:HZ	1:C:1929:VAL:HG13	7	0.29	0.33	0.17
(1,3745)	2:B:93:PHE:H	2:B:94:PRO:HA	7	0.23	0.08	0.2
(1,5525)	1:C:1909:ALA:HB1	1:C:1912:ARG:HB3	7	0.22	0.14	0.14
(1,5525)	1:C:1909:ALA:HB2	1:C:1912:ARG:HB3	7	0.22	0.14	0.14
(1,5525)	1:C:1909:ALA:HB3	1:C:1912:ARG:HB3	7	0.22	0.14	0.14
(1,3796)	2:B:27:PHE:H	2:B:27:PHE:HD1	7	0.22	0.06	0.23
(1,3796)	2:B:27:PHE:H	2:B:27:PHE:HD2	7	0.22	0.06	0.23
(1,4899)	1:C:1919:ASN:H	1:C:1922:ARG:HB3	7	0.2	0.11	0.13
(1,6968)	2:A:17:HIS:H	2:A:26:LYS:HE3	7	0.2	0.08	0.19
(1,6968)	2:A:17:HIS:H	2:A:26:LYS:HE2	7	0.2	0.08	0.19
(1,6968)	2:A:17:HIS:H	2:A:75:TYR:HB3	7	0.2	0.08	0.19
(1,6968)	2:A:17:HIS:H	2:B:90:PHE:HB2	7	0.2	0.08	0.19
(1,6284)	2:A:26:LYS:HB2	2:A:26:LYS:HE2	7	0.18	0.06	0.17
(1,6284)	2:B:26:LYS:HB2	2:B:26:LYS:HE2	7	0.18	0.06	0.17
(1,6284)	2:A:26:LYS:HB2	2:A:26:LYS:HE3	7	0.18	0.06	0.17
(1,6284)	2:B:26:LYS:HB2	2:B:26:LYS:HE3	7	0.18	0.06	0.17
(1,85)	2:B:87:ASN:HA	2:A:72:PHE:HZ	7	0.17	0.04	0.17
(1,4038)	2:A:85:MET:HB2	1:C:1903:ALA:HB1	7	0.17	0.03	0.17
(1,4038)	2:A:85:MET:HB2	1:C:1903:ALA:HB2	7	0.17	0.03	0.17
(1,4038)	2:A:85:MET:HB2	1:C:1903:ALA:HB3	7	0.17	0.03	0.17
(1,4062)	2:B:85:MET:HE3	1:C:1922:ARG:HD2	7	0.17	0.06	0.15
(1,4062)	2:B:85:MET:HE3	1:C:1922:ARG:HD3	7	0.17	0.06	0.15
(1,4062)	2:B:85:MET:HE1	1:C:1922:ARG:HD2	7	0.17	0.06	0.15
(1,4062)	2:B:85:MET:HE1	1:C:1922:ARG:HD3	7	0.17	0.06	0.15
(2,1)	2:B:91:GLU:HA	2:A:27:PHE:HD1	7	0.17	0.03	0.18
(2,1)	2:B:91:GLU:HA	2:A:27:PHE:HD2	7	0.17	0.03	0.18
(1,6703)	2:A:23:GLU:H	2:A:24:GLY:H	7	0.14	0.02	0.15
(1,6703)	2:B:23:GLU:H	2:B:24:GLY:H	7	0.14	0.02	0.15
(1,5660)	1:C:1900:LEU:HD21	2:A:50:THR:HB	7	0.14	0.02	0.13
(1,5660)	1:C:1900:LEU:HD22	2:A:50:THR:HB	7	0.14	0.02	0.13
(1,5660)	1:C:1900:LEU:HD23	2:A:50:THR:HB	7	0.14	0.02	0.13

Continued on next page...

Continued from previous page...

Key	Atom-1	Atom-2	Models[1]	Mean (Å)	SD[1] (Å)	Median (Å)
(1,2279)	2:B:12:MET:HE2	2:A:83:ALA:H	7	0.13	0.02	0.13
(1,2279)	2:B:12:MET:HE3	2:A:83:ALA:H	7	0.13	0.02	0.13
(1,2279)	2:B:12:MET:HE1	2:A:83:ALA:H	7	0.13	0.02	0.13
(1,4551)	1:C:1921:LEU:HD11	1:C:1918:LYS:HA	7	0.13	0.03	0.11
(1,4551)	1:C:1921:LEU:HD12	1:C:1918:LYS:HA	7	0.13	0.03	0.11
(1,4551)	1:C:1921:LEU:HD13	1:C:1918:LYS:HA	7	0.13	0.03	0.11
(1,4413)	1:C:1921:LEU:HD21	1:C:1928:PHE:HE1	7	0.13	0.01	0.12
(1,4413)	1:C:1921:LEU:HD21	1:C:1928:PHE:HE2	7	0.13	0.01	0.12
(1,4413)	1:C:1921:LEU:HD22	1:C:1928:PHE:HE1	7	0.13	0.01	0.12
(1,4413)	1:C:1921:LEU:HD22	1:C:1928:PHE:HE2	7	0.13	0.01	0.12
(1,4413)	1:C:1921:LEU:HD23	1:C:1928:PHE:HE1	7	0.13	0.01	0.12
(1,4413)	1:C:1921:LEU:HD23	1:C:1928:PHE:HE2	7	0.13	0.01	0.12
(1,4413)	1:C:1929:VAL:HG11	1:C:1928:PHE:HD1	7	0.13	0.01	0.12
(1,4413)	1:C:1929:VAL:HG11	1:C:1928:PHE:HD2	7	0.13	0.01	0.12
(1,4413)	1:C:1929:VAL:HG12	1:C:1928:PHE:HD1	7	0.13	0.01	0.12
(1,4413)	1:C:1929:VAL:HG12	1:C:1928:PHE:HD2	7	0.13	0.01	0.12
(1,4413)	1:C:1929:VAL:HG13	1:C:1928:PHE:HD1	7	0.13	0.01	0.12
(1,4413)	1:C:1929:VAL:HG13	1:C:1928:PHE:HD2	7	0.13	0.01	0.12
(1,4413)	2:B:58:LEU:HD13	1:C:1928:PHE:HE1	7	0.13	0.01	0.12
(1,4413)	2:B:58:LEU:HD13	1:C:1928:PHE:HE2	7	0.13	0.01	0.12
(1,4413)	2:B:58:LEU:HD11	1:C:1928:PHE:HE1	7	0.13	0.01	0.12
(1,4413)	2:B:58:LEU:HD11	1:C:1928:PHE:HE2	7	0.13	0.01	0.12
(1,4413)	2:B:58:LEU:HD12	1:C:1928:PHE:HE1	7	0.13	0.01	0.12
(1,4413)	2:B:58:LEU:HD12	1:C:1928:PHE:HE2	7	0.13	0.01	0.12
(1,4413)	2:B:58:LEU:HD13	1:C:1928:PHE:HD1	7	0.13	0.01	0.12
(1,4413)	2:B:58:LEU:HD13	1:C:1928:PHE:HD2	7	0.13	0.01	0.12
(1,4413)	2:B:58:LEU:HD12	1:C:1928:PHE:HD1	7	0.13	0.01	0.12
(1,4413)	2:B:58:LEU:HD12	1:C:1928:PHE:HD2	7	0.13	0.01	0.12
(1,4413)	2:B:58:LEU:HD11	1:C:1928:PHE:HD1	7	0.13	0.01	0.12
(1,4413)	2:B:58:LEU:HD11	1:C:1928:PHE:HD2	7	0.13	0.01	0.12
(1,6627)	2:A:2:ALA:HB3	2:A:4:PRO:HG2	7	0.13	0.01	0.12
(1,6627)	2:A:2:ALA:HB1	2:A:4:PRO:HG2	7	0.13	0.01	0.12
(1,6627)	2:A:2:ALA:HB2	2:A:4:PRO:HG2	7	0.13	0.01	0.12
(1,6627)	2:B:2:ALA:HB3	2:A:4:PRO:HG2	7	0.13	0.01	0.12
(1,6627)	2:B:2:ALA:HB2	2:A:4:PRO:HG2	7	0.13	0.01	0.12
(1,4571)	1:C:1920:LYS:HG3	1:C:1917:LEU:HD21	6	1.27	0.33	1.4
(1,4571)	1:C:1920:LYS:HG3	1:C:1917:LEU:HD22	6	1.27	0.33	1.4
(1,4571)	1:C:1920:LYS:HG3	1:C:1917:LEU:HD23	6	1.27	0.33	1.4
(1,3540)	2:B:61:ASN:H	1:C:1917:LEU:HD21	6	0.8	0.47	1.08
(1,3540)	2:B:61:ASN:H	1:C:1917:LEU:HD22	6	0.8	0.47	1.08
(1,3540)	2:B:61:ASN:H	1:C:1917:LEU:HD23	6	0.8	0.47	1.08
(1,4533)	1:C:1923:ARG:HB3	1:C:1920:LYS:HA	6	0.57	0.45	0.42

Continued on next page...

Continued from previous page...

Key	Atom-1	Atom-2	Models[1]	Mean (Å)	SD[1] (Å)	Median (Å)
(1,5099)	1:C:1935:ALA:HB1	1:C:1933:ARG:HB3	6	0.42	0.16	0.38
(1,5099)	1:C:1935:ALA:HB2	1:C:1933:ARG:HB3	6	0.42	0.16	0.38
(1,5099)	1:C:1935:ALA:HB3	1:C:1933:ARG:HB3	6	0.42	0.16	0.38
(1,1853)	2:A:35:LYS:HE3	2:A:35:LYS:H	6	0.35	0.06	0.38
(1,4564)	1:C:1917:LEU:HD21	1:C:1917:LEU:HB3	6	0.3	0.04	0.31
(1,4564)	1:C:1917:LEU:HD22	1:C:1917:LEU:HB3	6	0.3	0.04	0.31
(1,4564)	1:C:1917:LEU:HD23	1:C:1917:LEU:HB3	6	0.3	0.04	0.31
(1,4599)	1:C:1917:LEU:HD21	1:C:1914:VAL:HA	6	0.25	0.08	0.24
(1,4599)	1:C:1917:LEU:HD22	1:C:1914:VAL:HA	6	0.25	0.08	0.24
(1,4599)	1:C:1917:LEU:HD23	1:C:1914:VAL:HA	6	0.25	0.08	0.24
(1,3224)	2:A:93:PHE:H	2:A:93:PHE:HB3	6	0.21	0.03	0.2
(1,753)	2:B:70:VAL:HG21	2:B:74:GLU:H	6	0.2	0.06	0.24
(1,753)	2:B:70:VAL:HG22	2:B:74:GLU:H	6	0.2	0.06	0.24
(1,6010)	2:B:49:ARG:HD2	2:B:35:LYS:HD2	6	0.2	0.08	0.18
(1,6010)	2:B:49:ARG:HD3	2:B:35:LYS:HD2	6	0.2	0.08	0.18
(1,6010)	2:B:49:ARG:HD2	2:B:54:ALA:HB2	6	0.2	0.08	0.18
(1,6010)	2:B:49:ARG:HD3	2:B:54:ALA:HB2	6	0.2	0.08	0.18
(1,6010)	2:B:49:ARG:HD2	2:B:54:ALA:HB3	6	0.2	0.08	0.18
(1,6010)	2:B:49:ARG:HD3	2:B:54:ALA:HB3	6	0.2	0.08	0.18
(1,5115)	1:C:1934:MET:HE1	1:C:1933:ARG:HA	6	0.18	0.04	0.17
(1,5115)	1:C:1934:MET:HE2	1:C:1933:ARG:HA	6	0.18	0.04	0.17
(1,5115)	1:C:1934:MET:HE3	1:C:1933:ARG:HA	6	0.18	0.04	0.17
(1,5162)	1:C:1930:VAL:HG21	2:B:90:PHE:HB3	6	0.16	0.02	0.16
(1,5162)	1:C:1930:VAL:HG22	2:B:90:PHE:HB3	6	0.16	0.02	0.16
(1,5162)	1:C:1930:VAL:HG23	2:B:90:PHE:HB3	6	0.16	0.02	0.16
(1,3882)	2:A:19:TYR:HE1	2:A:36:GLU:HG2	6	0.15	0.04	0.15
(1,3882)	2:A:19:TYR:HE2	2:A:36:GLU:HG2	6	0.15	0.04	0.15
(1,2110)	2:B:19:TYR:HA	2:B:22:LYS:HD2	6	0.14	0.01	0.15
(1,703)	2:B:71:ASP:HA	2:B:75:TYR:HD1	6	0.14	0.04	0.12
(1,703)	2:B:71:ASP:HA	2:B:75:TYR:HD2	6	0.14	0.04	0.12
(1,6261)	2:A:28:LYS:HD3	2:A:28:LYS:HA	6	0.14	0.02	0.14
(1,6261)	2:B:28:LYS:HD3	2:B:28:LYS:HA	6	0.14	0.02	0.14
(1,1962)	2:B:34:LEU:HD23	2:B:62:LEU:HD22	6	0.12	0.01	0.12
(1,1962)	2:B:34:LEU:HD23	2:B:62:LEU:HD21	6	0.12	0.01	0.12
(1,1962)	2:B:34:LEU:HD23	2:B:62:LEU:HD23	6	0.12	0.01	0.12
(1,1962)	2:B:34:LEU:HD22	2:B:62:LEU:HD22	6	0.12	0.01	0.12
(1,1962)	2:B:34:LEU:HD22	2:B:62:LEU:HD21	6	0.12	0.01	0.12
(1,1962)	2:B:34:LEU:HD22	2:B:62:LEU:HD23	6	0.12	0.01	0.12
(1,1962)	2:B:34:LEU:HD21	2:B:62:LEU:HD22	6	0.12	0.01	0.12
(1,1962)	2:B:34:LEU:HD21	2:B:62:LEU:HD21	6	0.12	0.01	0.12
(1,5322)	1:C:1918:LYS:HB2	2:B:84:MET:HA	6	0.12	0.01	0.12
(1,6244)	2:B:29:LEU:HD11	2:B:34:LEU:HB3	6	0.12	0.02	0.12

Continued on next page...

Continued from previous page...

Key	Atom-1	Atom-2	Models[1]	Mean (Å)	SD[1] (Å)	Median (Å)
(1,6244)	2:B:29:LEU:HD13	2:B:34:LEU:HB3	6	0.12	0.02	0.12
(1,6244)	2:B:29:LEU:HD12	2:B:34:LEU:HB3	6	0.12	0.02	0.12
(1,6244)	2:B:29:LEU:HD11	2:B:79:LEU:HB2	6	0.12	0.02	0.12
(1,533)	2:A:78:PHE:HA	2:A:62:LEU:HD12	6	0.12	0.01	0.12
(1,533)	2:A:78:PHE:HA	2:A:62:LEU:HD13	6	0.12	0.01	0.12
(1,533)	2:A:78:PHE:HA	2:A:62:LEU:HD11	6	0.12	0.01	0.12
(1,1200)	2:B:58:LEU:HD11	1:C:1928:PHE:HE1	6	0.12	0.01	0.12
(1,1200)	2:B:58:LEU:HD11	1:C:1928:PHE:HE2	6	0.12	0.01	0.12
(1,1200)	2:B:58:LEU:HD12	1:C:1928:PHE:HE1	6	0.12	0.01	0.12
(1,1200)	2:B:58:LEU:HD12	1:C:1928:PHE:HE2	6	0.12	0.01	0.12
(1,1200)	2:B:58:LEU:HD11	1:C:1928:PHE:HD1	6	0.12	0.01	0.12
(1,1200)	2:B:58:LEU:HD11	1:C:1928:PHE:HD2	6	0.12	0.01	0.12
(1,1200)	2:B:58:LEU:HD13	1:C:1928:PHE:HD1	6	0.12	0.01	0.12
(1,1200)	2:B:58:LEU:HD13	1:C:1928:PHE:HD2	6	0.12	0.01	0.12
(1,1200)	2:B:58:LEU:HD12	1:C:1928:PHE:HD1	6	0.12	0.01	0.12
(1,1200)	2:B:58:LEU:HD12	1:C:1928:PHE:HD2	6	0.12	0.01	0.12
(1,1203)	2:B:58:LEU:HD22	2:B:78:PHE:HZ	6	0.11	0.0	0.11
(1,5359)	1:C:1917:LEU:HD21	2:B:61:ASN:HB2	5	1.32	0.49	1.16
(1,5359)	1:C:1917:LEU:HD22	2:B:61:ASN:HB2	5	1.32	0.49	1.16
(1,5359)	1:C:1917:LEU:HD23	2:B:61:ASN:HB2	5	1.32	0.49	1.16
(1,2876)	2:A:47:GLY:H	1:C:1897:GLN:HE22	5	1.05	0.23	0.92
(1,983)	2:B:61:ASN:HB3	1:C:1917:LEU:HD21	5	1.01	0.29	1.08
(1,983)	2:B:61:ASN:HB3	1:C:1917:LEU:HD22	5	1.01	0.29	1.08
(1,983)	2:B:61:ASN:HB3	1:C:1917:LEU:HD23	5	1.01	0.29	1.08
(1,5098)	1:C:1935:ALA:HB1	1:C:1933:ARG:HD3	5	0.71	0.48	0.82
(1,5098)	1:C:1935:ALA:HB2	1:C:1933:ARG:HD3	5	0.71	0.48	0.82
(1,5098)	1:C:1935:ALA:HB3	1:C:1933:ARG:HD3	5	0.71	0.48	0.82
(1,2065)	2:B:26:LYS:HD3	2:B:28:LYS:H	5	0.32	0.12	0.33
(1,2065)	2:B:26:LYS:HD2	2:B:28:LYS:H	5	0.32	0.12	0.33
(1,5287)	1:C:1921:LEU:HD21	1:C:1917:LEU:HD21	5	0.31	0.09	0.33
(1,5287)	1:C:1921:LEU:HD21	1:C:1917:LEU:HD22	5	0.31	0.09	0.33
(1,5287)	1:C:1921:LEU:HD21	1:C:1917:LEU:HD23	5	0.31	0.09	0.33
(1,5287)	1:C:1921:LEU:HD22	1:C:1917:LEU:HD21	5	0.31	0.09	0.33
(1,5287)	1:C:1921:LEU:HD22	1:C:1917:LEU:HD22	5	0.31	0.09	0.33
(1,5287)	1:C:1921:LEU:HD22	1:C:1917:LEU:HD23	5	0.31	0.09	0.33
(1,5287)	1:C:1921:LEU:HD23	1:C:1917:LEU:HD21	5	0.31	0.09	0.33
(1,5287)	1:C:1921:LEU:HD23	1:C:1917:LEU:HD22	5	0.31	0.09	0.33
(1,5287)	1:C:1921:LEU:HD23	1:C:1917:LEU:HD23	5	0.31	0.09	0.33
(1,376)	2:B:82:ILE:HG21	1:C:1929:VAL:HG11	5	0.21	0.1	0.18
(1,376)	2:B:82:ILE:HG21	1:C:1929:VAL:HG12	5	0.21	0.1	0.18
(1,376)	2:B:82:ILE:HG21	1:C:1929:VAL:HG13	5	0.21	0.1	0.18
(1,376)	2:B:82:ILE:HG23	1:C:1929:VAL:HG11	5	0.21	0.1	0.18

Continued on next page...

Continued from previous page...

Key	Atom-1	Atom-2	Models[1]	Mean (Å)	SD[1] (Å)	Median (Å)
(1,376)	2:B:82:ILE:HG23	1:C:1929:VAL:HG12	5	0.21	0.1	0.18
(1,376)	2:B:82:ILE:HG23	1:C:1929:VAL:HG13	5	0.21	0.1	0.18
(1,376)	2:B:82:ILE:HG22	1:C:1929:VAL:HG11	5	0.21	0.1	0.18
(1,376)	2:B:82:ILE:HG22	1:C:1929:VAL:HG12	5	0.21	0.1	0.18
(1,376)	2:B:82:ILE:HG22	1:C:1929:VAL:HG13	5	0.21	0.1	0.18
(1,4841)	1:C:1926:LEU:H	1:C:1926:LEU:HG	5	0.19	0.07	0.15
(1,2610)	2:A:2:ALA:H	2:B:2:ALA:HB3	5	0.16	0.03	0.14
(1,2610)	2:A:2:ALA:H	2:B:2:ALA:HB2	5	0.16	0.03	0.14
(1,2610)	2:A:2:ALA:H	2:B:2:ALA:HB1	5	0.16	0.03	0.14
(1,1800)	2:A:36:GLU:HG2	2:A:33:GLU:HA	5	0.15	0.01	0.15
(1,1854)	2:A:35:LYS:HE2	2:A:32:SER:HA	5	0.15	0.03	0.14
(1,1854)	2:A:35:LYS:HE3	2:A:32:SER:HA	5	0.15	0.03	0.14
(1,6437)	2:B:12:MET:HE2	2:A:79:LEU:HB3	5	0.15	0.04	0.13
(1,6437)	2:B:12:MET:HE1	2:A:79:LEU:HB3	5	0.15	0.04	0.13
(1,6437)	2:B:12:MET:HE3	2:A:79:LEU:HB3	5	0.15	0.04	0.13
(1,6437)	2:B:12:MET:HE1	2:A:5:LEU:HD13	5	0.15	0.04	0.13
(1,6437)	2:B:12:MET:HE1	2:A:5:LEU:HD11	5	0.15	0.04	0.13
(1,6437)	2:B:12:MET:HE1	2:A:5:LEU:HD12	5	0.15	0.04	0.13
(1,3879)	2:B:72:PHE:HE1	2:B:75:TYR:HE1	5	0.14	0.02	0.14
(1,3879)	2:B:72:PHE:HE1	2:B:75:TYR:HE2	5	0.14	0.02	0.14
(1,3879)	2:B:72:PHE:HE2	2:B:75:TYR:HE1	5	0.14	0.02	0.14
(1,3879)	2:B:72:PHE:HE2	2:B:75:TYR:HE2	5	0.14	0.02	0.14
(1,4928)	1:C:1916:SER:H	1:C:1916:SER:HB3	5	0.14	0.01	0.14
(1,6453)	2:A:12:MET:HE3	2:A:76:CYS:HB2	5	0.14	0.02	0.14
(1,6453)	2:A:12:MET:HE2	2:A:76:CYS:HB2	5	0.14	0.02	0.14
(1,6453)	2:A:12:MET:HE1	2:A:76:CYS:HB2	5	0.14	0.02	0.14
(1,6453)	2:A:12:MET:HE2	2:B:81:CYS:HB2	5	0.14	0.02	0.14
(1,4186)	2:A:42:LEU:HD11	1:C:1900:LEU:HD21	5	0.13	0.01	0.14
(1,4186)	2:A:42:LEU:HD11	1:C:1900:LEU:HD22	5	0.13	0.01	0.14
(1,4186)	2:A:42:LEU:HD11	1:C:1900:LEU:HD23	5	0.13	0.01	0.14
(1,4186)	2:A:42:LEU:HD13	1:C:1900:LEU:HD21	5	0.13	0.01	0.14
(1,4186)	2:A:42:LEU:HD13	1:C:1900:LEU:HD22	5	0.13	0.01	0.14
(1,4186)	2:A:42:LEU:HD13	1:C:1900:LEU:HD23	5	0.13	0.01	0.14
(1,4186)	2:A:42:LEU:HD12	1:C:1900:LEU:HD21	5	0.13	0.01	0.14
(1,4186)	2:A:42:LEU:HD12	1:C:1900:LEU:HD22	5	0.13	0.01	0.14
(1,4186)	2:A:42:LEU:HD12	1:C:1900:LEU:HD23	5	0.13	0.01	0.14
(1,2238)	2:A:13:VAL:HG22	2:A:17:HIS:HD2	5	0.13	0.02	0.14
(1,2238)	2:A:13:VAL:HG23	2:A:17:HIS:HD2	5	0.13	0.02	0.14
(1,2238)	2:A:13:VAL:HG21	2:A:17:HIS:HD2	5	0.13	0.02	0.14
(1,2386)	2:B:9:LEU:HD13	2:B:5:LEU:HB3	5	0.12	0.01	0.12
(1,2386)	2:B:9:LEU:HD11	2:B:5:LEU:HB3	5	0.12	0.01	0.12
(1,2386)	2:B:9:LEU:HD12	2:B:5:LEU:HB3	5	0.12	0.01	0.12

Continued on next page...

Continued from previous page...

Key	Atom-1	Atom-2	Models[1]	Mean (Å)	SD[1] (Å)	Median (Å)
(1,5624)	1:C:1903:ALA:HB1	2:A:85:MET:HB3	5	0.12	0.01	0.11
(1,5624)	1:C:1903:ALA:HB2	2:A:85:MET:HB3	5	0.12	0.01	0.11
(1,5624)	1:C:1903:ALA:HB3	2:A:85:MET:HB3	5	0.12	0.01	0.11
(1,4563)	1:C:1917:LEU:HD21	1:C:1917:LEU:HA	4	0.68	0.06	0.67
(1,4563)	1:C:1917:LEU:HD22	1:C:1917:LEU:HA	4	0.68	0.06	0.67
(1,4563)	1:C:1917:LEU:HD23	1:C:1917:LEU:HA	4	0.68	0.06	0.67
(1,5357)	1:C:1917:LEU:HD11	2:B:78:PHE:HB3	4	0.58	0.05	0.58
(1,5357)	1:C:1917:LEU:HD12	2:B:78:PHE:HB3	4	0.58	0.05	0.58
(1,5357)	1:C:1917:LEU:HD13	2:B:78:PHE:HB3	4	0.58	0.05	0.58
(1,2109)	2:B:78:PHE:HA	1:C:1917:LEU:HD11	4	0.56	0.08	0.54
(1,2109)	2:B:78:PHE:HA	1:C:1917:LEU:HD12	4	0.56	0.08	0.54
(1,2109)	2:B:78:PHE:HA	1:C:1917:LEU:HD13	4	0.56	0.08	0.54
(1,4148)	2:B:61:ASN:HA	1:C:1917:LEU:HD21	4	0.48	0.05	0.48
(1,4148)	2:B:61:ASN:HA	1:C:1917:LEU:HD22	4	0.48	0.05	0.48
(1,4148)	2:B:61:ASN:HA	1:C:1917:LEU:HD23	4	0.48	0.05	0.48
(1,4485)	1:C:1926:LEU:HG	1:C:1924:GLY:H	4	0.31	0.06	0.32
(1,4485)	1:C:1921:LEU:HB3	1:C:1924:GLY:H	4	0.31	0.06	0.32
(1,5353)	1:C:1917:LEU:HD11	1:C:1920:LYS:HG3	4	0.31	0.03	0.32
(1,5353)	1:C:1917:LEU:HD12	1:C:1920:LYS:HG3	4	0.31	0.03	0.32
(1,5353)	1:C:1917:LEU:HD13	1:C:1920:LYS:HG3	4	0.31	0.03	0.32
(1,5712)	1:C:1897:GLN:HG2	1:C:1898:ARG:H	4	0.26	0.08	0.29
(1,6482)	2:B:11:VAL:HG11	2:B:7:LYS:HE3	4	0.24	0.08	0.24
(1,6482)	2:A:11:VAL:HG11	2:A:7:LYS:HE3	4	0.24	0.08	0.24
(1,6482)	2:B:11:VAL:HG12	2:B:7:LYS:HE3	4	0.24	0.08	0.24
(1,6482)	2:A:11:VAL:HG12	2:A:7:LYS:HE3	4	0.24	0.08	0.24
(1,6482)	2:A:11:VAL:HG13	2:A:7:LYS:HE3	4	0.24	0.08	0.24
(1,6482)	2:B:11:VAL:HG13	2:B:7:LYS:HE3	4	0.24	0.08	0.24
(1,6482)	2:A:11:VAL:HG13	2:A:7:LYS:HE2	4	0.24	0.08	0.24
(1,6482)	2:A:11:VAL:HG11	2:A:7:LYS:HE2	4	0.24	0.08	0.24
(1,6482)	2:B:11:VAL:HG12	2:B:7:LYS:HE2	4	0.24	0.08	0.24
(1,6482)	2:A:11:VAL:HG12	2:A:7:LYS:HE2	4	0.24	0.08	0.24
(1,3764)	2:B:97:GLN:H	2:B:96:LYS:HA	4	0.21	0.1	0.18
(1,3787)	2:A:28:LYS:H	2:A:28:LYS:HE2	4	0.2	0.07	0.19
(1,3787)	2:A:28:LYS:H	2:A:28:LYS:HE3	4	0.2	0.07	0.19
(1,819)	2:B:68:ASN:HA	2:B:68:ASN:HB3	4	0.2	0.01	0.2
(1,4717)	1:C:1898:ARG:H	1:C:1898:ARG:HB2	4	0.2	0.04	0.2
(1,4588)	2:A:57:LYS:HD3	1:C:1905:GLU:HA	4	0.18	0.03	0.18
(1,2134)	2:B:18:LYS:HE2	2:B:18:LYS:HG2	4	0.16	0.03	0.16
(1,4043)	2:A:85:MET:HE3	1:C:1898:ARG:HG2	4	0.16	0.02	0.15
(1,4043)	2:A:85:MET:HE2	1:C:1898:ARG:HG2	4	0.16	0.02	0.15
(1,4043)	2:A:85:MET:HE3	1:C:1898:ARG:HG3	4	0.16	0.02	0.15
(1,4043)	2:A:85:MET:HE2	1:C:1898:ARG:HG3	4	0.16	0.02	0.15

Continued on next page...

Continued from previous page...

Key	Atom-1	Atom-2	Models[1]	Mean (Å)	SD[1] (Å)	Median (Å)
(1,4043)	2:A:85:MET:HE1	1:C:1898:ARG:HG2	4	0.16	0.02	0.15
(1,1597)	2:B:42:LEU:HD11	2:B:43:PRO:HD3	4	0.15	0.04	0.15
(1,1597)	2:B:42:LEU:HD12	2:B:43:PRO:HD3	4	0.15	0.04	0.15
(1,5235)	1:C:1926:LEU:HD21	2:B:78:PHE:HE1	4	0.15	0.03	0.14
(1,5235)	1:C:1926:LEU:HD21	2:B:78:PHE:HE2	4	0.15	0.03	0.14
(1,5235)	1:C:1926:LEU:HD22	2:B:78:PHE:HE1	4	0.15	0.03	0.14
(1,5235)	1:C:1926:LEU:HD22	2:B:78:PHE:HE2	4	0.15	0.03	0.14
(1,5235)	1:C:1926:LEU:HD23	2:B:78:PHE:HE1	4	0.15	0.03	0.14
(1,5235)	1:C:1926:LEU:HD23	2:B:78:PHE:HE2	4	0.15	0.03	0.14
(1,1347)	2:A:52:GLU:HG2	2:A:35:LYS:HD3	4	0.15	0.04	0.14
(1,1347)	2:A:52:GLU:HG2	2:A:35:LYS:HD2	4	0.15	0.04	0.14
(1,1347)	2:A:52:GLU:HG3	2:A:35:LYS:HD3	4	0.15	0.04	0.14
(1,1347)	2:A:52:GLU:HG3	2:A:35:LYS:HD2	4	0.15	0.04	0.14
(1,3252)	2:B:2:ALA:H	2:B:4:PRO:HG3	4	0.14	0.03	0.14
(1,3252)	2:B:2:ALA:H	2:B:4:PRO:HB3	4	0.14	0.03	0.14
(1,1361)	2:B:52:GLU:HG2	2:B:51:ASP:HB2	4	0.14	0.02	0.14
(1,1361)	2:B:52:GLU:HG3	2:B:51:ASP:HB2	4	0.14	0.02	0.14
(1,2233)	2:A:13:VAL:HG23	2:B:87:ASN:H	4	0.14	0.02	0.14
(1,2233)	2:A:13:VAL:HG21	2:B:87:ASN:H	4	0.14	0.02	0.14
(1,2233)	2:A:13:VAL:HG22	2:B:87:ASN:H	4	0.14	0.02	0.14
(1,5616)	1:C:1903:ALA:HB1	1:C:1906:THR:HB	4	0.14	0.02	0.15
(1,5616)	1:C:1903:ALA:HB2	1:C:1906:THR:HB	4	0.14	0.02	0.15
(1,5616)	1:C:1903:ALA:HB3	1:C:1906:THR:HB	4	0.14	0.02	0.15
(1,5948)	2:A:59:MET:HE2	2:A:69:GLU:H	4	0.14	0.03	0.12
(1,5948)	2:A:59:MET:HE3	2:A:69:GLU:H	4	0.14	0.03	0.12
(1,5948)	2:A:59:MET:HE3	2:A:63:ASP:H	4	0.14	0.03	0.12
(1,5948)	2:A:59:MET:HE1	2:A:69:GLU:H	4	0.14	0.03	0.12
(1,5948)	2:A:59:MET:HE1	2:A:63:ASP:H	4	0.14	0.03	0.12
(1,5363)	1:C:1917:LEU:HD21	1:C:1917:LEU:HB3	4	0.13	0.02	0.12
(1,5363)	1:C:1917:LEU:HD22	1:C:1917:LEU:HB3	4	0.13	0.02	0.12
(1,5363)	1:C:1917:LEU:HD23	1:C:1917:LEU:HB3	4	0.13	0.02	0.12
(1,6250)	2:B:28:LYS:HB3	2:B:69:GLU:HG2	4	0.13	0.01	0.13
(1,6250)	2:B:28:LYS:HB3	2:B:29:LEU:HB2	4	0.13	0.01	0.13
(1,1088)	2:B:59:MET:HE3	2:B:69:GLU:HA	4	0.13	0.01	0.13
(1,1088)	2:B:59:MET:HE1	2:B:69:GLU:HA	4	0.13	0.01	0.13
(1,1088)	2:B:59:MET:HE2	2:B:69:GLU:HA	4	0.13	0.01	0.13
(1,6240)	2:A:29:LEU:HD11	2:A:34:LEU:HB3	4	0.13	0.02	0.12
(1,6240)	2:A:29:LEU:HD13	2:A:34:LEU:HB3	4	0.13	0.02	0.12
(1,6240)	2:A:29:LEU:HD12	2:A:34:LEU:HB3	4	0.13	0.02	0.12
(1,6240)	2:A:29:LEU:HD11	2:A:58:LEU:HG	4	0.13	0.02	0.12
(1,4105)	2:B:81:CYS:HB2	1:C:1917:LEU:HD11	4	0.12	0.01	0.12
(1,4105)	2:B:81:CYS:HB2	1:C:1917:LEU:HD12	4	0.12	0.01	0.12

Continued on next page...

Continued from previous page...

Key	Atom-1	Atom-2	Models[1]	Mean (Å)	SD[1] (Å)	Median (Å)
(1,4105)	2:B:81:CYS:HB2	1:C:1917:LEU:HD13	4	0.12	0.01	0.12
(1,4105)	2:B:81:CYS:HB2	1:C:1914:VAL:HG11	4	0.12	0.01	0.12
(1,4105)	2:B:81:CYS:HB2	1:C:1914:VAL:HG12	4	0.12	0.01	0.12
(1,4105)	2:B:81:CYS:HB2	1:C:1914:VAL:HG13	4	0.12	0.01	0.12
(1,5569)	1:C:1906:THR:HG21	1:C:1905:GLU:HG3	4	0.12	0.02	0.12
(1,5569)	1:C:1906:THR:HG22	1:C:1905:GLU:HG3	4	0.12	0.02	0.12
(1,5569)	1:C:1906:THR:HG23	1:C:1905:GLU:HG3	4	0.12	0.02	0.12
(1,1954)	2:B:34:LEU:HD23	2:B:38:LEU:HG	4	0.12	0.0	0.12
(1,1954)	2:B:34:LEU:HD21	2:B:38:LEU:HG	4	0.12	0.0	0.12
(1,1954)	2:B:34:LEU:HD22	2:B:38:LEU:HG	4	0.12	0.0	0.12
(1,2575)	2:A:4:PRO:HA	2:B:7:LYS:HB3	4	0.12	0.01	0.11
(1,3218)	2:A:93:PHE:H	2:A:93:PHE:HA	4	0.12	0.0	0.12
(1,6921)	2:B:59:MET:H	2:B:58:LEU:HD22	4	0.11	0.0	0.11
(1,6921)	2:B:59:MET:H	2:B:34:LEU:HD23	4	0.11	0.0	0.11
(1,6921)	2:B:59:MET:H	2:B:34:LEU:HD22	4	0.11	0.0	0.11
(1,5620)	1:C:1903:ALA:HB1	1:C:1898:ARG:HD3	3	1.12	0.59	1.2
(1,5620)	1:C:1903:ALA:HB2	1:C:1898:ARG:HD3	3	1.12	0.59	1.2
(1,5620)	1:C:1903:ALA:HB3	1:C:1898:ARG:HD3	3	1.12	0.59	1.2
(1,5620)	1:C:1903:ALA:HB1	2:A:89:PHE:HB2	3	1.12	0.59	1.2
(1,5620)	1:C:1903:ALA:HB2	2:A:89:PHE:HB2	3	1.12	0.59	1.2
(1,5620)	1:C:1903:ALA:HB3	2:A:89:PHE:HB2	3	1.12	0.59	1.2
(1,240)	2:B:84:MET:HE2	1:C:1918:LYS:HD2	3	0.46	0.33	0.37
(1,240)	2:B:84:MET:HE3	1:C:1918:LYS:HD2	3	0.46	0.33	0.37
(1,240)	2:B:84:MET:HE1	1:C:1918:LYS:HD2	3	0.46	0.33	0.37
(1,5622)	1:C:1903:ALA:HB1	1:C:1902:ASP:HB3	3	0.35	0.15	0.27
(1,5622)	1:C:1903:ALA:HB2	1:C:1902:ASP:HB3	3	0.35	0.15	0.27
(1,5622)	1:C:1903:ALA:HB3	1:C:1902:ASP:HB3	3	0.35	0.15	0.27
(1,4631)	1:C:1912:ARG:HB3	1:C:1909:ALA:HA	3	0.32	0.12	0.37
(1,6966)	2:B:26:LYS:H	2:B:26:LYS:HD3	3	0.26	0.02	0.26
(1,6966)	2:A:26:LYS:H	2:A:26:LYS:HD3	3	0.26	0.02	0.26
(1,6966)	2:B:26:LYS:H	2:B:26:LYS:HD2	3	0.26	0.02	0.26
(1,6966)	2:A:26:LYS:H	2:A:26:LYS:HD2	3	0.26	0.02	0.26
(1,4795)	1:C:1933:ARG:H	1:C:1933:ARG:HG2	3	0.26	0.05	0.25
(1,4)	2:B:93:PHE:HA	2:B:93:PHE:HB2	3	0.25	0.02	0.26
(1,4023)	2:B:38:LEU:HD22	1:C:1929:VAL:HG21	3	0.23	0.13	0.15
(1,4023)	2:B:38:LEU:HD22	1:C:1929:VAL:HG22	3	0.23	0.13	0.15
(1,4023)	2:B:38:LEU:HD22	1:C:1929:VAL:HG23	3	0.23	0.13	0.15
(1,4023)	2:B:38:LEU:HD23	1:C:1929:VAL:HG21	3	0.23	0.13	0.15
(1,4023)	2:B:38:LEU:HD23	1:C:1929:VAL:HG22	3	0.23	0.13	0.15
(1,4023)	2:B:38:LEU:HD23	1:C:1929:VAL:HG23	3	0.23	0.13	0.15
(1,4023)	2:B:38:LEU:HD21	1:C:1929:VAL:HG21	3	0.23	0.13	0.15
(1,4023)	2:B:38:LEU:HD21	1:C:1929:VAL:HG22	3	0.23	0.13	0.15

Continued on next page...

Continued from previous page...

Key	Atom-1	Atom-2	Models[1]	Mean (Å)	SD[1] (Å)	Median (Å)
(1,4023)	2:B:38:LEU:HD21	1:C:1929:VAL:HG23	3	0.23	0.13	0.15
(1,1032)	2:A:59:MET:HE2	2:A:59:MET:HG2	3	0.2	0.01	0.21
(1,1032)	2:A:59:MET:HE3	2:A:59:MET:HG2	3	0.2	0.01	0.21
(1,1032)	2:A:59:MET:HE1	2:A:59:MET:HG2	3	0.2	0.01	0.21
(1,5347)	1:C:1917:LEU:HD21	2:B:78:PHE:HA	3	0.17	0.02	0.18
(1,5347)	1:C:1917:LEU:HD22	2:B:78:PHE:HA	3	0.17	0.02	0.18
(1,5347)	1:C:1917:LEU:HD23	2:B:78:PHE:HA	3	0.17	0.02	0.18
(1,5101)	1:C:1935:ALA:HB1	2:B:45:PHE:HD1	3	0.17	0.04	0.14
(1,5101)	1:C:1935:ALA:HB1	2:B:45:PHE:HD2	3	0.17	0.04	0.14
(1,5101)	1:C:1935:ALA:HB2	2:B:45:PHE:HD1	3	0.17	0.04	0.14
(1,5101)	1:C:1935:ALA:HB2	2:B:45:PHE:HD2	3	0.17	0.04	0.14
(1,5101)	1:C:1935:ALA:HB3	2:B:45:PHE:HD1	3	0.17	0.04	0.14
(1,5101)	1:C:1935:ALA:HB3	2:B:45:PHE:HD2	3	0.17	0.04	0.14
(1,6270)	2:A:27:PHE:HA	2:A:75:TYR:HD1	3	0.17	0.04	0.17
(1,6270)	2:A:27:PHE:HA	2:A:75:TYR:HD2	3	0.17	0.04	0.17
(1,6270)	2:B:27:PHE:HA	2:B:75:TYR:HD1	3	0.17	0.04	0.17
(1,6270)	2:B:27:PHE:HA	2:B:75:TYR:HD2	3	0.17	0.04	0.17
(1,5742)	2:B:85:MET:HE2	1:C:1921:LEU:HD11	3	0.16	0.03	0.17
(1,5742)	2:B:85:MET:HE2	1:C:1921:LEU:HD12	3	0.16	0.03	0.17
(1,5742)	2:B:85:MET:HE2	1:C:1921:LEU:HD13	3	0.16	0.03	0.17
(1,5742)	2:B:85:MET:HE1	1:C:1921:LEU:HD11	3	0.16	0.03	0.17
(1,5742)	2:B:85:MET:HE1	1:C:1921:LEU:HD12	3	0.16	0.03	0.17
(1,5742)	2:B:85:MET:HE1	1:C:1921:LEU:HD13	3	0.16	0.03	0.17
(1,5742)	2:B:85:MET:HE1	1:C:1926:LEU:HD11	3	0.16	0.03	0.17
(1,5742)	2:B:85:MET:HE1	1:C:1926:LEU:HD12	3	0.16	0.03	0.17
(1,5742)	2:B:85:MET:HE1	1:C:1926:LEU:HD13	3	0.16	0.03	0.17
(1,5742)	2:B:85:MET:HE3	1:C:1921:LEU:HD11	3	0.16	0.03	0.17
(1,5742)	2:B:85:MET:HE3	1:C:1921:LEU:HD12	3	0.16	0.03	0.17
(1,5742)	2:B:85:MET:HE3	1:C:1921:LEU:HD13	3	0.16	0.03	0.17
(1,5822)	2:A:77:VAL:HG11	2:A:73:GLN:HE22	3	0.16	0.02	0.15
(1,5822)	2:A:77:VAL:HG13	2:A:73:GLN:HE22	3	0.16	0.02	0.15
(1,5822)	2:A:77:VAL:HG12	2:A:73:GLN:HE22	3	0.16	0.02	0.15
(1,5822)	2:A:77:VAL:HG13	2:B:73:GLN:HE22	3	0.16	0.02	0.15
(1,2995)	2:A:62:LEU:H	2:A:57:LYS:HE2	3	0.15	0.01	0.15
(1,3228)	2:A:95:ASP:H	2:A:93:PHE:HA	3	0.15	0.01	0.15
(1,6809)	2:A:61:ASN:H	2:A:59:MET:HB2	3	0.15	0.0	0.15
(1,6809)	2:A:61:ASN:H	1:C:1900:LEU:HG	3	0.15	0.0	0.15
(1,6809)	2:A:61:ASN:H	2:A:85:MET:HE3	3	0.15	0.0	0.15
(1,6809)	2:A:61:ASN:H	2:A:85:MET:HE2	3	0.15	0.0	0.15
(1,6771)	2:A:28:LYS:H	2:A:17:HIS:HA	3	0.15	0.06	0.11
(1,6771)	2:A:28:LYS:H	2:A:69:GLU:HA	3	0.15	0.06	0.11
(1,944)	2:B:62:LEU:HD22	2:B:70:VAL:HB	3	0.15	0.03	0.13

Continued on next page...

Continued from previous page...

Key	Atom-1	Atom-2	Models[1]	Mean (Å)	SD[1] (Å)	Median (Å)
(1,944)	2:B:62:LEU:HD21	2:B:70:VAL:HB	3	0.15	0.03	0.13
(1,944)	2:B:62:LEU:HD23	2:B:70:VAL:HB	3	0.15	0.03	0.13
(1,2887)	2:A:49:ARG:H	2:A:49:ARG:HB3	3	0.15	0.02	0.13
(1,1373)	2:A:50:THR:HA	2:A:55:PHE:HD1	3	0.14	0.04	0.12
(1,1373)	2:A:50:THR:HA	2:A:55:PHE:HD2	3	0.14	0.04	0.12
(1,6593)	2:B:5:LEU:HD23	2:A:37:LEU:HD22	3	0.14	0.02	0.15
(1,6593)	2:B:5:LEU:HD23	2:A:42:LEU:HD13	3	0.14	0.02	0.15
(1,6593)	2:B:5:LEU:HD22	2:A:37:LEU:HD22	3	0.14	0.02	0.15
(1,6593)	2:B:5:LEU:HD22	2:A:42:LEU:HD13	3	0.14	0.02	0.15
(1,6593)	2:B:5:LEU:HD21	2:A:42:LEU:HD13	3	0.14	0.02	0.15
(1,6593)	2:B:5:LEU:HD21	2:A:37:LEU:HD22	3	0.14	0.02	0.15
(2,27)	2:B:47:GLY:H	1:C:1929:VAL:HA	3	0.14	0.04	0.12
(1,2086)	2:B:22:LYS:HB2	2:B:19:TYR:HA	3	0.14	0.02	0.13
(1,904)	2:A:62:LEU:HD11	2:A:58:LEU:HA	3	0.13	0.03	0.11
(1,904)	2:A:62:LEU:HD12	2:A:58:LEU:HA	3	0.13	0.03	0.11
(1,904)	2:A:62:LEU:HD13	2:A:58:LEU:HA	3	0.13	0.03	0.11
(1,2087)	2:A:22:LYS:HB2	2:A:19:TYR:HA	3	0.13	0.01	0.13
(1,2013)	2:B:29:LEU:HD11	2:B:75:TYR:HD1	3	0.13	0.01	0.13
(1,2013)	2:B:29:LEU:HD11	2:B:75:TYR:HD2	3	0.13	0.01	0.13
(1,2013)	2:B:29:LEU:HD13	2:B:75:TYR:HD1	3	0.13	0.01	0.13
(1,2013)	2:B:29:LEU:HD13	2:B:75:TYR:HD2	3	0.13	0.01	0.13
(1,2013)	2:B:29:LEU:HD12	2:B:75:TYR:HD1	3	0.13	0.01	0.13
(1,2013)	2:B:29:LEU:HD12	2:B:75:TYR:HD2	3	0.13	0.01	0.13
(1,1037)	2:A:59:MET:HE2	2:A:68:ASN:HA	3	0.13	0.01	0.13
(1,1037)	2:A:59:MET:HE3	2:A:68:ASN:HA	3	0.13	0.01	0.13
(1,1037)	2:A:59:MET:HE1	2:A:68:ASN:HA	3	0.13	0.01	0.13
(1,6815)	2:A:62:LEU:H	1:C:1908:ASP:H	3	0.13	0.01	0.13
(1,6815)	2:A:62:LEU:H	2:A:75:TYR:H	3	0.13	0.01	0.13
(1,515)	2:B:79:LEU:HD13	2:B:82:ILE:HB	3	0.12	0.01	0.12
(1,515)	2:B:79:LEU:HD12	2:B:82:ILE:HB	3	0.12	0.01	0.12
(1,515)	2:B:79:LEU:HD11	2:B:82:ILE:HB	3	0.12	0.01	0.12
(1,1022)	2:A:59:MET:HG2	2:A:31:LYS:HG2	3	0.12	0.0	0.12
(1,4046)	2:A:85:MET:HE2	1:C:1899:GLU:HB3	3	0.12	0.01	0.13
(1,4046)	2:A:85:MET:HE1	1:C:1899:GLU:HB3	3	0.12	0.01	0.13
(1,4046)	2:A:85:MET:HE3	1:C:1899:GLU:HB3	3	0.12	0.01	0.13
(1,180)	2:B:85:MET:HE2	2:B:85:MET:H	3	0.12	0.01	0.12
(1,4562)	1:C:1917:LEU:HD11	1:C:1917:LEU:HA	3	0.12	0.01	0.12
(1,4562)	1:C:1917:LEU:HD12	1:C:1917:LEU:HA	3	0.12	0.01	0.12
(1,4562)	1:C:1917:LEU:HD13	1:C:1917:LEU:HA	3	0.12	0.01	0.12
(1,5092)	1:C:1898:ARG:H	1:C:1897:GLN:HG3	3	0.12	0.01	0.12
(1,5092)	1:C:1898:ARG:H	1:C:1897:GLN:HG2	3	0.12	0.01	0.12
(1,5346)	1:C:1917:LEU:HD11	1:C:1917:LEU:HA	3	0.12	0.01	0.12

Continued on next page...

Continued from previous page...

Key	Atom-1	Atom-2	Models[1]	Mean (Å)	SD[1] (Å)	Median (Å)
(1,5346)	1:C:1917:LEU:HD12	1:C:1917:LEU:HA	3	0.12	0.01	0.12
(1,5346)	1:C:1917:LEU:HD13	1:C:1917:LEU:HA	3	0.12	0.01	0.12
(1,5500)	1:C:1910:MET:HE1	2:B:73:GLN:HA	3	0.11	0.0	0.11
(1,5500)	1:C:1910:MET:HE2	2:B:73:GLN:HA	3	0.11	0.0	0.11
(1,5500)	1:C:1910:MET:HE3	2:B:73:GLN:HA	3	0.11	0.0	0.11
(1,5500)	1:C:1910:MET:HE1	2:A:80:SER:HA	3	0.11	0.0	0.11
(1,5500)	1:C:1910:MET:HE2	2:A:80:SER:HA	3	0.11	0.0	0.11
(1,5500)	1:C:1910:MET:HE3	2:A:80:SER:HA	3	0.11	0.0	0.11
(1,4790)	1:C:1934:MET:H	1:C:1933:ARG:HG2	2	0.64	0.08	0.64
(1,4572)	1:C:1920:LYS:HG3	1:C:1917:LEU:HA	2	0.6	0.03	0.6
(1,1975)	2:A:32:SER:HB3	2:A:32:SER:H	2	0.57	0.01	0.57
(1,4313)	1:C:1913:GLU:H	1:C:1912:ARG:HB2	2	0.53	0.4	0.53
(1,4946)	1:C:1913:GLU:H	1:C:1912:ARG:HB2	2	0.53	0.4	0.53
(1,5180)	1:C:1929:VAL:HG21	2:B:45:PHE:HA	2	0.45	0.33	0.45
(1,5180)	1:C:1929:VAL:HG22	2:B:45:PHE:HA	2	0.45	0.33	0.45
(1,5180)	1:C:1929:VAL:HG23	2:B:45:PHE:HA	2	0.45	0.33	0.45
(1,5298)	1:C:1921:LEU:HD11	1:C:1917:LEU:HD21	2	0.3	0.18	0.3
(1,5298)	1:C:1921:LEU:HD11	1:C:1917:LEU:HD22	2	0.3	0.18	0.3
(1,5298)	1:C:1921:LEU:HD11	1:C:1917:LEU:HD23	2	0.3	0.18	0.3
(1,5298)	1:C:1921:LEU:HD12	1:C:1917:LEU:HD21	2	0.3	0.18	0.3
(1,5298)	1:C:1921:LEU:HD12	1:C:1917:LEU:HD22	2	0.3	0.18	0.3
(1,5298)	1:C:1921:LEU:HD12	1:C:1917:LEU:HD23	2	0.3	0.18	0.3
(1,5298)	1:C:1921:LEU:HD13	1:C:1917:LEU:HD21	2	0.3	0.18	0.3
(1,5298)	1:C:1921:LEU:HD13	1:C:1917:LEU:HD22	2	0.3	0.18	0.3
(1,5298)	1:C:1921:LEU:HD13	1:C:1917:LEU:HD23	2	0.3	0.18	0.3
(1,1657)	2:B:39:THR:HG22	2:B:40:ARG:HD2	2	0.29	0.14	0.29
(1,1657)	2:B:39:THR:HG21	2:B:40:ARG:HD2	2	0.29	0.14	0.29
(1,1657)	2:B:39:THR:HG23	2:B:40:ARG:HD2	2	0.29	0.14	0.29
(1,1657)	2:B:39:THR:HG22	2:B:40:ARG:HD3	2	0.29	0.14	0.29
(1,1657)	2:B:39:THR:HG23	2:B:40:ARG:HD3	2	0.29	0.14	0.29
(1,1657)	2:B:39:THR:HG21	2:B:40:ARG:HD3	2	0.29	0.14	0.29
(1,2884)	2:A:49:ARG:H	1:C:1897:GLN:HE22	2	0.29	0.11	0.29
(1,707)	2:B:71:ASP:HA	2:B:28:LYS:HD2	2	0.25	0.03	0.25
(1,6288)	2:A:26:LYS:HB3	2:A:26:LYS:HE2	2	0.24	0.02	0.24
(1,6288)	2:B:26:LYS:HB3	2:B:26:LYS:HE2	2	0.24	0.02	0.24
(1,6288)	2:A:26:LYS:HB3	2:A:26:LYS:HE3	2	0.24	0.02	0.24
(1,6288)	2:B:26:LYS:HB3	2:B:26:LYS:HE3	2	0.24	0.02	0.24
(1,6717)	2:A:23:GLU:H	2:A:23:GLU:HG2	2	0.23	0.0	0.23
(1,6717)	2:B:23:GLU:H	2:B:23:GLU:HG2	2	0.23	0.0	0.23
(1,6354)	2:A:22:LYS:HD2	2:A:19:TYR:HD1	2	0.22	0.01	0.22
(1,6354)	2:A:22:LYS:HD2	2:A:19:TYR:HD2	2	0.22	0.01	0.22
(1,6354)	2:B:22:LYS:HD2	2:B:19:TYR:HD1	2	0.22	0.01	0.22

Continued on next page...

Continued from previous page...

Key	Atom-1	Atom-2	Models[1]	Mean (Å)	SD[1] (Å)	Median (Å)
(1,6354)	2:B:22:LYS:HD2	2:B:19:TYR:HD2	2	0.22	0.01	0.22
(1,1420)	2:B:49:ARG:HD3	2:B:46:LEU:HB2	2	0.22	0.04	0.22
(1,1420)	2:B:49:ARG:HD2	2:B:46:LEU:HB2	2	0.22	0.04	0.22
(1,6706)	2:A:23:GLU:H	2:A:26:LYS:HA	2	0.22	0.04	0.22
(1,6706)	2:B:23:GLU:H	2:B:26:LYS:HA	2	0.22	0.04	0.22
(1,6333)	2:A:23:GLU:HG2	2:A:22:LYS:H	2	0.19	0.03	0.19
(1,6333)	2:B:23:GLU:HG2	2:B:22:LYS:H	2	0.19	0.03	0.19
(1,1431)	2:A:48:LYS:HB3	2:A:49:ARG:H	2	0.17	0.01	0.17
(1,1442)	2:B:48:LYS:HA	2:B:48:LYS:HG3	2	0.17	0.04	0.17
(1,5812)	2:B:79:LEU:HD13	2:B:75:TYR:HA	2	0.17	0.02	0.17
(1,5812)	2:B:79:LEU:HD12	2:A:5:LEU:HA	2	0.17	0.02	0.17
(1,5812)	2:B:79:LEU:HD11	2:A:5:LEU:HA	2	0.17	0.02	0.17
(1,5812)	2:B:79:LEU:HD13	2:A:5:LEU:HA	2	0.17	0.02	0.17
(1,4707)	1:C:1919:ASN:HD22	1:C:1916:SER:HA	2	0.16	0.06	0.16
(1,5079)	1:C:1899:GLU:H	1:C:1898:ARG:HA	2	0.16	0.02	0.16
(1,3245)	2:A:97:GLN:H	2:A:96:LYS:HA	2	0.16	0.02	0.16
(1,1409)	2:A:49:ARG:HD3	2:A:54:ALA:HB2	2	0.16	0.02	0.16
(1,1409)	2:A:49:ARG:HD3	2:A:54:ALA:HB1	2	0.16	0.02	0.16
(1,1409)	2:A:49:ARG:HD3	2:A:54:ALA:HB3	2	0.16	0.02	0.16
(1,6067)	2:A:40:ARG:HD3	2:A:19:TYR:HE1	2	0.16	0.01	0.16
(1,6067)	2:A:40:ARG:HD3	2:A:19:TYR:HE2	2	0.16	0.01	0.16
(1,6067)	2:B:40:ARG:HD3	2:B:19:TYR:HE1	2	0.16	0.01	0.16
(1,6067)	2:B:40:ARG:HD3	2:B:19:TYR:HE2	2	0.16	0.01	0.16
(1,6158)	2:B:88:GLU:HG3	2:B:86:CYS:HA	2	0.16	0.01	0.16
(1,6158)	2:B:88:GLU:HG3	2:B:87:ASN:HA	2	0.16	0.01	0.16
(1,870)	2:A:64:SER:HB2	1:C:1907:ALA:HB1	2	0.15	0.03	0.15
(1,870)	2:A:64:SER:HB2	1:C:1907:ALA:HB2	2	0.15	0.03	0.15
(1,870)	2:A:64:SER:HB2	1:C:1907:ALA:HB3	2	0.15	0.03	0.15
(1,3761)	2:B:96:LYS:H	2:B:96:LYS:HB3	2	0.15	0.04	0.15
(1,6650)	2:A:101:LYS:H	2:A:100:LYS:HA	2	0.15	0.04	0.15
(1,6650)	2:B:101:LYS:H	2:B:100:LYS:HA	2	0.15	0.04	0.15
(1,1408)	2:A:49:ARG:HD2	2:A:54:ALA:HB2	2	0.15	0.03	0.15
(1,1408)	2:A:49:ARG:HD2	2:A:54:ALA:HB1	2	0.15	0.03	0.15
(1,1408)	2:A:49:ARG:HD2	2:A:54:ALA:HB3	2	0.15	0.03	0.15
(1,3587)	2:B:69:GLU:H	2:B:68:ASN:HA	2	0.15	0.02	0.15
(1,3482)	2:B:52:GLU:H	2:B:51:ASP:HB3	2	0.14	0.01	0.14
(1,679)	2:A:72:PHE:HA	2:A:72:PHE:HD1	2	0.14	0.02	0.14
(1,679)	2:A:72:PHE:HA	2:A:72:PHE:HD2	2	0.14	0.02	0.14
(1,2353)	2:A:10:ASP:HA	2:A:13:VAL:HB	2	0.14	0.01	0.14
(1,1433)	2:A:48:LYS:HG3	2:A:49:ARG:H	2	0.13	0.0	0.13
(1,1433)	2:A:48:LYS:HG2	2:A:49:ARG:H	2	0.13	0.0	0.13
(1,4490)	1:C:1924:GLY:H	1:C:1921:LEU:HA	2	0.13	0.02	0.13

Continued on next page...

Continued from previous page...

Key	Atom-1	Atom-2	Models[1]	Mean (Å)	SD[1] (Å)	Median (Å)
(1,5401)	1:C:1914:VAL:HG21	2:B:85:MET:HB2	2	0.13	0.0	0.13
(1,5401)	1:C:1914:VAL:HG22	2:B:85:MET:HB2	2	0.13	0.0	0.13
(1,5401)	1:C:1914:VAL:HG23	2:B:85:MET:HB2	2	0.13	0.0	0.13
(2,17)	2:B:31:LYS:HD3	2:B:32:SER:H	2	0.13	0.01	0.13
(1,169)	2:B:85:MET:HE1	1:C:1922:ARG:HD2	2	0.12	0.02	0.12
(1,169)	2:B:85:MET:HE1	1:C:1922:ARG:HD3	2	0.12	0.02	0.12
(1,169)	2:B:85:MET:HE2	1:C:1922:ARG:HD2	2	0.12	0.02	0.12
(1,169)	2:B:85:MET:HE2	1:C:1922:ARG:HD3	2	0.12	0.02	0.12
(1,1438)	2:A:48:LYS:HA	2:A:48:LYS:HD3	2	0.12	0.01	0.12
(1,3716)	2:B:89:PHE:H	2:B:101:LYS:HG2	2	0.12	0.01	0.12
(1,3716)	2:B:89:PHE:H	2:B:101:LYS:HG3	2	0.12	0.01	0.12
(1,64)	2:A:88:GLU:HB3	2:A:85:MET:HA	2	0.12	0.01	0.12
(1,146)	2:A:85:MET:HE2	1:C:1900:LEU:HA	2	0.12	0.01	0.12
(1,146)	2:A:85:MET:HE3	1:C:1900:LEU:HA	2	0.12	0.01	0.12
(1,146)	2:A:85:MET:HE1	1:C:1900:LEU:HA	2	0.12	0.01	0.12
(1,869)	2:A:64:SER:HB3	2:A:74:GLU:HG2	2	0.12	0.01	0.12
(1,1736)	2:B:38:LEU:HD23	2:B:38:LEU:HA	2	0.12	0.01	0.12
(1,1736)	2:B:38:LEU:HD21	2:B:38:LEU:HA	2	0.12	0.01	0.12
(1,1736)	2:B:38:LEU:HD22	2:B:38:LEU:HA	2	0.12	0.01	0.12
(1,1902)	2:A:34:LEU:HD11	2:A:60:SER:H	2	0.12	0.0	0.12
(1,1902)	2:A:34:LEU:HD12	2:A:60:SER:H	2	0.12	0.0	0.12
(1,1902)	2:A:34:LEU:HD13	2:A:60:SER:H	2	0.12	0.0	0.12
(1,1903)	2:A:34:LEU:HD12	2:A:55:PHE:HD1	2	0.12	0.01	0.12
(1,1903)	2:A:34:LEU:HD12	2:A:55:PHE:HD2	2	0.12	0.01	0.12
(1,1903)	2:A:34:LEU:HD12	2:A:55:PHE:HE1	2	0.12	0.01	0.12
(1,1903)	2:A:34:LEU:HD12	2:A:55:PHE:HE2	2	0.12	0.01	0.12
(1,1903)	2:A:34:LEU:HD11	2:A:55:PHE:HD1	2	0.12	0.01	0.12
(1,1903)	2:A:34:LEU:HD11	2:A:55:PHE:HD2	2	0.12	0.01	0.12
(1,1903)	2:A:34:LEU:HD11	2:A:55:PHE:HE1	2	0.12	0.01	0.12
(1,1903)	2:A:34:LEU:HD11	2:A:55:PHE:HE2	2	0.12	0.01	0.12
(1,1903)	2:A:34:LEU:HD13	2:A:55:PHE:HE1	2	0.12	0.01	0.12
(1,1903)	2:A:34:LEU:HD13	2:A:55:PHE:HE2	2	0.12	0.01	0.12
(1,2091)	2:B:22:LYS:HG3	2:B:22:LYS:HE2	2	0.12	0.0	0.12
(1,3067)	2:A:73:GLN:H	2:A:75:TYR:H	2	0.12	0.01	0.12
(1,6312)	2:A:25:ASP:HB3	2:A:28:LYS:HB3	2	0.12	0.01	0.12
(1,6312)	2:B:25:ASP:HB3	2:B:28:LYS:HB2	2	0.12	0.01	0.12
(1,6312)	2:A:25:ASP:HB3	2:A:28:LYS:HB2	2	0.12	0.01	0.12
(1,6312)	2:A:25:ASP:HB3	2:A:28:LYS:HD2	2	0.12	0.01	0.12
(1,1283)	2:A:54:ALA:HB1	1:C:1897:GLN:HE22	2	0.12	0.0	0.12
(1,1283)	2:A:54:ALA:HB3	1:C:1897:GLN:HE22	2	0.12	0.0	0.12
(1,1283)	2:A:54:ALA:HB2	1:C:1897:GLN:HE22	2	0.12	0.0	0.12
(1,1752)	2:B:38:LEU:HD13	1:C:1928:PHE:HZ	2	0.12	0.0	0.12

Continued on next page...

Continued from previous page...

Key	Atom-1	Atom-2	Models[1]	Mean (Å)	SD[1] (Å)	Median (Å)
(1,1752)	2:B:38:LEU:HD11	1:C:1928:PHE:HZ	2	0.12	0.0	0.12
(1,1752)	2:B:38:LEU:HD12	1:C:1928:PHE:HZ	2	0.12	0.0	0.12
(1,1878)	2:B:35:LYS:HE3	2:B:55:PHE:HD1	2	0.12	0.0	0.12
(1,1878)	2:B:35:LYS:HE3	2:B:55:PHE:HD2	2	0.12	0.0	0.12
(1,2182)	2:B:15:THR:HG21	2:B:41:GLU:HG2	2	0.12	0.0	0.12
(1,2182)	2:B:15:THR:HG23	2:B:41:GLU:HG2	2	0.12	0.0	0.12
(1,2182)	2:B:15:THR:HG22	2:B:41:GLU:HG2	2	0.12	0.0	0.12
(1,2352)	2:B:10:ASP:HA	2:B:13:VAL:HB	2	0.12	0.0	0.12
(1,3590)	2:B:69:GLU:H	2:B:28:LYS:HD2	2	0.12	0.0	0.12
(1,5932)	2:B:61:ASN:HB3	1:C:1921:LEU:HD21	2	0.12	0.0	0.12
(1,5932)	2:B:61:ASN:HB3	1:C:1921:LEU:HD22	2	0.12	0.0	0.12
(1,5932)	2:B:61:ASN:HB3	1:C:1921:LEU:HD23	2	0.12	0.0	0.12
(1,5932)	2:B:61:ASN:HB3	2:B:58:LEU:HD12	2	0.12	0.0	0.12
(1,5932)	2:B:61:ASN:HB3	2:B:58:LEU:HD13	2	0.12	0.0	0.12
(1,6535)	2:A:8:ALA:HA	2:A:11:VAL:HB	2	0.12	0.0	0.12
(1,6535)	2:B:8:ALA:HA	2:B:11:VAL:HB	2	0.12	0.0	0.12
(1,6797)	2:A:47:GLY:H	2:A:46:LEU:HA	2	0.12	0.0	0.12
(1,6797)	2:A:47:GLY:H	2:A:45:PHE:HA	2	0.12	0.0	0.12
(1,7014)	2:B:19:TYR:HE1	2:B:15:THR:HG22	2	0.12	0.0	0.12
(1,7014)	2:B:19:TYR:HE2	2:B:15:THR:HG22	2	0.12	0.0	0.12
(1,7014)	2:B:19:TYR:HE1	2:B:15:THR:HG21	2	0.12	0.0	0.12
(1,7014)	2:B:19:TYR:HE2	2:B:15:THR:HG21	2	0.12	0.0	0.12
(1,7014)	2:A:19:TYR:HE1	2:A:15:THR:HG22	2	0.12	0.0	0.12
(1,7014)	2:A:19:TYR:HE2	2:A:15:THR:HG22	2	0.12	0.0	0.12
(1,7014)	2:A:19:TYR:HE1	2:A:15:THR:HG21	2	0.12	0.0	0.12
(1,7014)	2:A:19:TYR:HE2	2:A:15:THR:HG21	2	0.12	0.0	0.12
(1,7014)	2:B:19:TYR:HE1	2:B:15:THR:HG23	2	0.12	0.0	0.12
(1,7014)	2:B:19:TYR:HE2	2:B:15:THR:HG23	2	0.12	0.0	0.12
(2,16)	2:B:34:LEU:HG	2:B:75:TYR:HB2	2	0.12	0.0	0.12
(1,2181)	2:B:15:THR:HG21	2:B:41:GLU:HB2	2	0.11	0.0	0.11
(1,2181)	2:B:15:THR:HG23	2:B:41:GLU:HB2	2	0.11	0.0	0.11
(1,2181)	2:B:15:THR:HG22	2:B:41:GLU:HB2	2	0.11	0.0	0.11
(1,3874)	2:A:45:PHE:HD1	2:A:85:MET:HE1	2	0.11	0.0	0.11
(1,3874)	2:A:45:PHE:HD2	2:A:85:MET:HE1	2	0.11	0.0	0.11
(1,3874)	2:A:45:PHE:HD1	2:A:85:MET:HE3	2	0.11	0.0	0.11
(1,3874)	2:A:45:PHE:HD2	2:A:85:MET:HE3	2	0.11	0.0	0.11
(1,3874)	2:A:45:PHE:HD1	2:A:85:MET:HE2	2	0.11	0.0	0.11
(1,3874)	2:A:45:PHE:HD2	2:A:85:MET:HE2	2	0.11	0.0	0.11
(1,3948)	2:A:77:VAL:HG12	1:C:1910:MET:HA	2	0.11	0.0	0.11
(1,3948)	2:A:77:VAL:HG13	1:C:1910:MET:HA	2	0.11	0.0	0.11
(1,3948)	2:A:77:VAL:HG11	1:C:1910:MET:HA	2	0.11	0.0	0.11
(1,4646)	1:C:1907:ALA:HB1	1:C:1911:ASN:HD22	2	0.11	0.0	0.11

Continued on next page...

Continued from previous page...

Key	Atom-1	Atom-2	Models[1]	Mean (Å)	SD[1] (Å)	Median (Å)
(1,4646)	1:C:1907:ALA:HB2	1:C:1911:ASN:HD22	2	0.11	0.0	0.11
(1,4646)	1:C:1907:ALA:HB3	1:C:1911:ASN:HD22	2	0.11	0.0	0.11
(1,4986)	1:C:1911:ASN:HD22	1:C:1907:ALA:HB1	2	0.11	0.0	0.11
(1,4986)	1:C:1911:ASN:HD22	1:C:1907:ALA:HB2	2	0.11	0.0	0.11
(1,4986)	1:C:1911:ASN:HD22	1:C:1907:ALA:HB3	2	0.11	0.0	0.11
(1,5553)	1:C:1907:ALA:HB1	1:C:1911:ASN:HD22	2	0.11	0.0	0.11
(1,5553)	1:C:1907:ALA:HB2	1:C:1911:ASN:HD22	2	0.11	0.0	0.11
(1,5553)	1:C:1907:ALA:HB3	1:C:1911:ASN:HD22	2	0.11	0.0	0.11

[1]Number of violated models, [2]Standard deviation

9.5 All violated distance restraints (i)

9.5.1 Histogram : Distribution of distance violations (i)

The following histogram shows the distribution of the absolute value of the violation for all violated restraints in the ensemble.

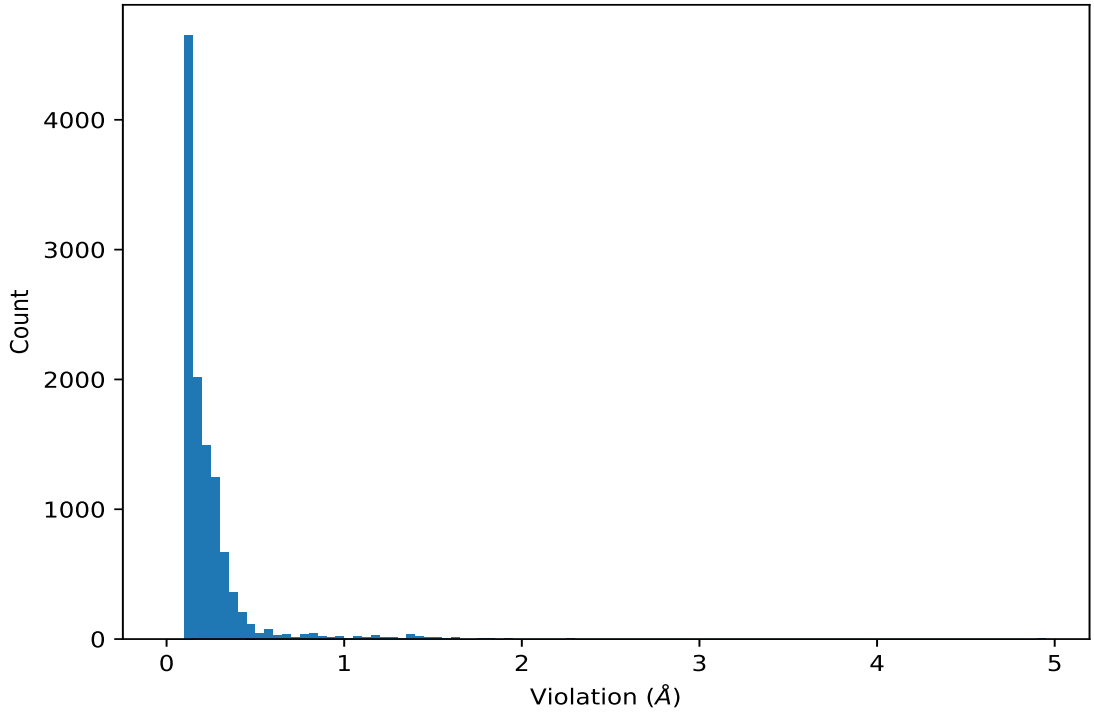

9.5.2 Table : All distance violations (i)

The following table lists the absolute value of the violation for each restraint in the ensemble sorted by its value. The Key (restraint list ID, restraint ID) is the unique identifier for a given restraint.

Rows with same key represent combinatorial or ambiguous restraints and are counted as a single restraint.

Key	Atom-1	Atom-2	Model ID	Violation (Å)
(1,4752)	2:A:58:LEU:H	1:C:1898:ARG:HD3	6	4.94
(1,4752)	2:A:53:ALA:H	1:C:1898:ARG:HD3	6	4.94
(1,4752)	2:A:53:ALA:H	1:C:1898:ARG:HD2	6	4.94
(1,5360)	1:C:1917:LEU:HD21	1:C:1918:LYS:HE3	20	2.27
(1,5360)	1:C:1917:LEU:HD22	1:C:1918:LYS:HE3	20	2.27
(1,5360)	1:C:1917:LEU:HD23	1:C:1918:LYS:HE3	20	2.27
(1,5360)	1:C:1917:LEU:HD21	1:C:1918:LYS:HE2	20	2.27
(1,5360)	1:C:1917:LEU:HD22	1:C:1918:LYS:HE2	20	2.27
(1,5360)	1:C:1917:LEU:HD23	1:C:1918:LYS:HE2	20	2.27
(1,5359)	1:C:1917:LEU:HD21	2:B:61:ASN:HB2	13	1.94
(1,5359)	1:C:1917:LEU:HD22	2:B:61:ASN:HB2	13	1.94
(1,5359)	1:C:1917:LEU:HD23	2:B:61:ASN:HB2	13	1.94
(1,4879)	1:C:1920:LYS:H	1:C:1926:LEU:HG	12	1.82
(1,5620)	1:C:1903:ALA:HB1	1:C:1898:ARG:HD3	6	1.81
(1,5620)	1:C:1903:ALA:HB2	1:C:1898:ARG:HD3	6	1.81
(1,5620)	1:C:1903:ALA:HB3	1:C:1898:ARG:HD3	6	1.81
(1,5620)	1:C:1903:ALA:HB1	2:A:89:PHE:HB2	6	1.81
(1,5620)	1:C:1903:ALA:HB2	2:A:89:PHE:HB2	6	1.81
(1,5620)	1:C:1903:ALA:HB3	2:A:89:PHE:HB2	6	1.81
(1,5359)	1:C:1917:LEU:HD21	2:B:61:ASN:HB2	19	1.79
(1,5359)	1:C:1917:LEU:HD22	2:B:61:ASN:HB2	19	1.79
(1,5359)	1:C:1917:LEU:HD23	2:B:61:ASN:HB2	19	1.79
(1,4052)	2:B:85:MET:HE1	1:C:1929:VAL:HG11	5	1.62
(1,4052)	2:B:85:MET:HE1	1:C:1929:VAL:HG12	5	1.62
(1,4052)	2:B:85:MET:HE1	1:C:1929:VAL:HG13	5	1.62
(1,4052)	2:B:85:MET:HE2	1:C:1929:VAL:HG11	5	1.62
(1,4052)	2:B:85:MET:HE2	1:C:1929:VAL:HG12	5	1.62
(1,4052)	2:B:85:MET:HE2	1:C:1929:VAL:HG13	5	1.62
(1,5026)	1:C:1907:ALA:H	2:A:85:MET:HG3	14	1.61
(1,5026)	1:C:1907:ALA:H	2:A:85:MET:HB2	14	1.61
(1,5026)	1:C:1907:ALA:H	2:B:76:CYS:HB3	14	1.61
(1,5026)	1:C:1907:ALA:H	2:A:85:MET:HG3	17	1.61
(1,5026)	1:C:1907:ALA:H	2:A:85:MET:HB2	17	1.61
(1,5026)	1:C:1907:ALA:H	2:B:76:CYS:HB3	17	1.61
(1,5364)	1:C:1917:LEU:HD21	1:C:1920:LYS:HG3	9	1.57
(1,5364)	1:C:1917:LEU:HD22	1:C:1920:LYS:HG3	9	1.57
(1,5364)	1:C:1917:LEU:HD23	1:C:1920:LYS:HG3	9	1.57
(1,5364)	1:C:1917:LEU:HD21	1:C:1920:LYS:HG3	19	1.55
(1,5364)	1:C:1917:LEU:HD22	1:C:1920:LYS:HG3	19	1.55
(1,5364)	1:C:1917:LEU:HD23	1:C:1920:LYS:HG3	19	1.55
(1,5026)	1:C:1907:ALA:H	2:A:85:MET:HG3	5	1.54

Continued on next page...

Continued from previous page...

Key	Atom-1	Atom-2	Model ID	Violation (Å)
(1,5026)	1:C:1907:ALA:H	2:A:85:MET:HB2	5	1.54
(1,5026)	1:C:1907:ALA:H	2:B:76:CYS:HB3	5	1.54
(1,5026)	1:C:1907:ALA:H	2:A:85:MET:HG3	20	1.54
(1,5026)	1:C:1907:ALA:H	2:A:85:MET:HB2	20	1.54
(1,5026)	1:C:1907:ALA:H	2:B:76:CYS:HB3	20	1.54
(1,5364)	1:C:1917:LEU:HD21	1:C:1920:LYS:HG3	13	1.52
(1,5364)	1:C:1917:LEU:HD22	1:C:1920:LYS:HG3	13	1.52
(1,5364)	1:C:1917:LEU:HD23	1:C:1920:LYS:HG3	13	1.52
(1,1483)	2:A:46:LEU:HD22	1:C:1897:GLN:HG2	8	1.51
(1,1483)	2:A:46:LEU:HD23	1:C:1897:GLN:HG2	8	1.51
(1,1483)	2:A:46:LEU:HD21	1:C:1897:GLN:HG2	8	1.51
(1,2876)	2:A:47:GLY:H	1:C:1897:GLN:HE22	10	1.5
(1,5364)	1:C:1917:LEU:HD21	1:C:1920:LYS:HG3	10	1.49
(1,5364)	1:C:1917:LEU:HD22	1:C:1920:LYS:HG3	10	1.49
(1,5364)	1:C:1917:LEU:HD23	1:C:1920:LYS:HG3	10	1.49
(1,5026)	1:C:1907:ALA:H	2:A:85:MET:HG3	13	1.47
(1,5026)	1:C:1907:ALA:H	2:A:85:MET:HB2	13	1.47
(1,5026)	1:C:1907:ALA:H	2:B:76:CYS:HB3	13	1.47
(1,4571)	1:C:1920:LYS:HG3	1:C:1917:LEU:HD21	9	1.47
(1,4571)	1:C:1920:LYS:HG3	1:C:1917:LEU:HD22	9	1.47
(1,4571)	1:C:1920:LYS:HG3	1:C:1917:LEU:HD23	9	1.47
(1,4533)	1:C:1923:ARG:HB3	1:C:1920:LYS:HA	2	1.47
(1,5364)	1:C:1917:LEU:HD21	1:C:1920:LYS:HG3	20	1.45
(1,5364)	1:C:1917:LEU:HD22	1:C:1920:LYS:HG3	20	1.45
(1,5364)	1:C:1917:LEU:HD23	1:C:1920:LYS:HG3	20	1.45
(1,4571)	1:C:1920:LYS:HG3	1:C:1917:LEU:HD21	19	1.45
(1,4571)	1:C:1920:LYS:HG3	1:C:1917:LEU:HD22	19	1.45
(1,4571)	1:C:1920:LYS:HG3	1:C:1917:LEU:HD23	19	1.45
(1,5026)	1:C:1907:ALA:H	2:A:85:MET:HG3	1	1.44
(1,5026)	1:C:1907:ALA:H	2:A:85:MET:HB2	1	1.44
(1,5026)	1:C:1907:ALA:H	2:B:76:CYS:HB3	1	1.44
(1,4571)	1:C:1920:LYS:HG3	1:C:1917:LEU:HD21	13	1.42
(1,4571)	1:C:1920:LYS:HG3	1:C:1917:LEU:HD22	13	1.42
(1,4571)	1:C:1920:LYS:HG3	1:C:1917:LEU:HD23	13	1.42
(1,5026)	1:C:1907:ALA:H	2:A:85:MET:HG3	12	1.41
(1,5026)	1:C:1907:ALA:H	2:A:85:MET:HB2	12	1.41
(1,5026)	1:C:1907:ALA:H	2:B:76:CYS:HB3	12	1.41
(1,4056)	2:B:85:MET:HE2	1:C:1922:ARG:HG2	3	1.41
(1,4056)	2:B:85:MET:HE1	1:C:1922:ARG:HG2	3	1.41
(1,5360)	1:C:1917:LEU:HD21	1:C:1918:LYS:HE3	8	1.39
(1,5360)	1:C:1917:LEU:HD22	1:C:1918:LYS:HE3	8	1.39
(1,5360)	1:C:1917:LEU:HD23	1:C:1918:LYS:HE3	8	1.39

Continued on next page...

Continued from previous page...

Key	Atom-1	Atom-2	Model ID	Violation (Å)
(1,5360)	1:C:1917:LEU:HD21	1:C:1918:LYS:HE2	8	1.39
(1,5360)	1:C:1917:LEU:HD22	1:C:1918:LYS:HE2	8	1.39
(1,5360)	1:C:1917:LEU:HD23	1:C:1918:LYS:HE2	8	1.39
(1,4571)	1:C:1920:LYS:HG3	1:C:1917:LEU:HD21	10	1.39
(1,4571)	1:C:1920:LYS:HG3	1:C:1917:LEU:HD22	10	1.39
(1,4571)	1:C:1920:LYS:HG3	1:C:1917:LEU:HD23	10	1.39
(1,4056)	2:B:85:MET:HE2	1:C:1922:ARG:HG2	14	1.38
(1,4056)	2:B:85:MET:HE1	1:C:1922:ARG:HG2	14	1.38
(1,163)	2:B:85:MET:HE1	1:C:1929:VAL:HG11	5	1.38
(1,163)	2:B:85:MET:HE1	1:C:1929:VAL:HG12	5	1.38
(1,163)	2:B:85:MET:HE1	1:C:1929:VAL:HG13	5	1.38
(1,163)	2:B:85:MET:HE3	1:C:1929:VAL:HG11	5	1.38
(1,163)	2:B:85:MET:HE3	1:C:1929:VAL:HG12	5	1.38
(1,163)	2:B:85:MET:HE3	1:C:1929:VAL:HG13	5	1.38
(1,163)	2:B:85:MET:HE2	1:C:1929:VAL:HG11	5	1.38
(1,163)	2:B:85:MET:HE2	1:C:1929:VAL:HG12	5	1.38
(1,163)	2:B:85:MET:HE2	1:C:1929:VAL:HG13	5	1.38
(1,983)	2:B:61:ASN:HB3	1:C:1917:LEU:HD21	13	1.37
(1,983)	2:B:61:ASN:HB3	1:C:1917:LEU:HD22	13	1.37
(1,983)	2:B:61:ASN:HB3	1:C:1917:LEU:HD23	13	1.37
(1,4056)	2:B:85:MET:HE2	1:C:1922:ARG:HG2	1	1.37
(1,4056)	2:B:85:MET:HE1	1:C:1922:ARG:HG2	1	1.37
(1,4589)	1:C:1918:LYS:HD2	1:C:1915:SER:HB2	6	1.36
(1,2024)	2:A:29:LEU:HD13	2:A:72:PHE:HE1	2	1.36
(1,2024)	2:A:29:LEU:HD13	2:A:72:PHE:HE2	2	1.36
(1,2024)	2:A:29:LEU:HD12	2:A:72:PHE:HE1	2	1.36
(1,2024)	2:A:29:LEU:HD12	2:A:72:PHE:HE2	2	1.36
(1,2024)	2:A:29:LEU:HD11	2:A:72:PHE:HE1	2	1.36
(1,2024)	2:A:29:LEU:HD11	2:A:72:PHE:HE2	2	1.36
(1,4571)	1:C:1920:LYS:HG3	1:C:1917:LEU:HD21	20	1.35
(1,4571)	1:C:1920:LYS:HG3	1:C:1917:LEU:HD22	20	1.35
(1,4571)	1:C:1920:LYS:HG3	1:C:1917:LEU:HD23	20	1.35
(1,4056)	2:B:85:MET:HE2	1:C:1922:ARG:HG2	10	1.35
(1,4056)	2:B:85:MET:HE1	1:C:1922:ARG:HG2	10	1.35
(1,4879)	1:C:1920:LYS:H	1:C:1926:LEU:HG	14	1.3
(1,4056)	2:B:85:MET:HE2	1:C:1922:ARG:HG2	12	1.3
(1,4056)	2:B:85:MET:HE1	1:C:1922:ARG:HG2	12	1.3
(1,4752)	2:A:58:LEU:H	1:C:1898:ARG:HD3	8	1.29
(1,4752)	2:A:53:ALA:H	1:C:1898:ARG:HD3	8	1.29
(1,4752)	2:A:53:ALA:H	1:C:1898:ARG:HD2	8	1.29
(1,5026)	1:C:1907:ALA:H	2:A:85:MET:HG3	18	1.28
(1,5026)	1:C:1907:ALA:H	2:A:85:MET:HB2	18	1.28

Continued on next page...

Continued from previous page...

Key	Atom-1	Atom-2	Model ID	Violation (Å)
(1,5026)	1:C:1907:ALA:H	2:B:76:CYS:HB3	18	1.28
(1,4056)	2:B:85:MET:HE2	1:C:1922:ARG:HG2	4	1.28
(1,4056)	2:B:85:MET:HE1	1:C:1922:ARG:HG2	4	1.28
(1,5098)	1:C:1935:ALA:HB1	1:C:1933:ARG:HD3	18	1.27
(1,5098)	1:C:1935:ALA:HB2	1:C:1933:ARG:HD3	18	1.27
(1,5098)	1:C:1935:ALA:HB3	1:C:1933:ARG:HD3	18	1.27
(1,4752)	2:A:58:LEU:H	1:C:1898:ARG:HD3	1	1.27
(1,4752)	2:A:53:ALA:H	1:C:1898:ARG:HD3	1	1.27
(1,4752)	2:A:53:ALA:H	1:C:1898:ARG:HD2	1	1.27
(1,5026)	1:C:1907:ALA:H	2:A:85:MET:HG3	19	1.24
(1,5026)	1:C:1907:ALA:H	2:A:85:MET:HB2	19	1.24
(1,5026)	1:C:1907:ALA:H	2:B:76:CYS:HB3	19	1.24
(1,3963)	2:B:77:VAL:HG23	1:C:1920:LYS:HG3	14	1.24
(1,3963)	2:B:77:VAL:HG23	1:C:1922:ARG:HG2	14	1.24
(1,3963)	2:B:77:VAL:HG21	1:C:1922:ARG:HG2	14	1.24
(1,3963)	2:B:77:VAL:HG22	1:C:1920:LYS:HG3	14	1.24
(1,3963)	2:B:77:VAL:HG22	1:C:1922:ARG:HG2	14	1.24
(1,4056)	2:B:85:MET:HE2	1:C:1922:ARG:HG2	19	1.23
(1,4056)	2:B:85:MET:HE1	1:C:1922:ARG:HG2	19	1.23
(1,126)	2:A:85:MET:HE2	1:C:1898:ARG:H	15	1.21
(1,126)	2:A:85:MET:HE1	1:C:1898:ARG:H	15	1.21
(1,983)	2:B:61:ASN:HB3	1:C:1917:LEU:HD21	19	1.2
(1,983)	2:B:61:ASN:HB3	1:C:1917:LEU:HD22	19	1.2
(1,983)	2:B:61:ASN:HB3	1:C:1917:LEU:HD23	19	1.2
(1,5620)	1:C:1903:ALA:HB1	1:C:1898:ARG:HD3	8	1.2
(1,5620)	1:C:1903:ALA:HB2	1:C:1898:ARG:HD3	8	1.2
(1,5620)	1:C:1903:ALA:HB3	1:C:1898:ARG:HD3	8	1.2
(1,5620)	1:C:1903:ALA:HB1	2:A:89:PHE:HB2	8	1.2
(1,5620)	1:C:1903:ALA:HB2	2:A:89:PHE:HB2	8	1.2
(1,5620)	1:C:1903:ALA:HB3	2:A:89:PHE:HB2	8	1.2
(1,3540)	2:B:61:ASN:H	1:C:1917:LEU:HD21	13	1.2
(1,3540)	2:B:61:ASN:H	1:C:1917:LEU:HD22	13	1.2
(1,3540)	2:B:61:ASN:H	1:C:1917:LEU:HD23	13	1.2
(1,5098)	1:C:1935:ALA:HB1	1:C:1933:ARG:HD3	17	1.17
(1,5098)	1:C:1935:ALA:HB2	1:C:1933:ARG:HD3	17	1.17
(1,5098)	1:C:1935:ALA:HB3	1:C:1933:ARG:HD3	17	1.17
(1,2024)	2:A:29:LEU:HD13	2:A:72:PHE:HE1	5	1.17
(1,2024)	2:A:29:LEU:HD13	2:A:72:PHE:HE2	5	1.17
(1,2024)	2:A:29:LEU:HD12	2:A:72:PHE:HE1	5	1.17
(1,2024)	2:A:29:LEU:HD12	2:A:72:PHE:HE2	5	1.17
(1,2024)	2:A:29:LEU:HD11	2:A:72:PHE:HE1	5	1.17
(1,2024)	2:A:29:LEU:HD11	2:A:72:PHE:HE2	5	1.17

Continued on next page...

Continued from previous page...

Key	Atom-1	Atom-2	Model ID	Violation (Å)
(1,1483)	2:A:46:LEU:HD22	1:C:1897:GLN:HG2	20	1.17
(1,1483)	2:A:46:LEU:HD23	1:C:1897:GLN:HG2	20	1.17
(1,1483)	2:A:46:LEU:HD21	1:C:1897:GLN:HG2	20	1.17
(1,5359)	1:C:1917:LEU:HD21	2:B:61:ASN:HB2	9	1.16
(1,5359)	1:C:1917:LEU:HD22	2:B:61:ASN:HB2	9	1.16
(1,5359)	1:C:1917:LEU:HD23	2:B:61:ASN:HB2	9	1.16
(1,3540)	2:B:61:ASN:H	1:C:1917:LEU:HD21	9	1.14
(1,3540)	2:B:61:ASN:H	1:C:1917:LEU:HD22	9	1.14
(1,3540)	2:B:61:ASN:H	1:C:1917:LEU:HD23	9	1.14
(1,5359)	1:C:1917:LEU:HD21	2:B:61:ASN:HB2	10	1.13
(1,5359)	1:C:1917:LEU:HD22	2:B:61:ASN:HB2	10	1.13
(1,5359)	1:C:1917:LEU:HD23	2:B:61:ASN:HB2	10	1.13
(1,4752)	2:A:58:LEU:H	1:C:1898:ARG:HD3	3	1.12
(1,4752)	2:A:53:ALA:H	1:C:1898:ARG:HD3	3	1.12
(1,4752)	2:A:53:ALA:H	1:C:1898:ARG:HD2	3	1.12
(1,1483)	2:A:46:LEU:HD22	1:C:1897:GLN:HG2	14	1.11
(1,1483)	2:A:46:LEU:HD23	1:C:1897:GLN:HG2	14	1.11
(1,1483)	2:A:46:LEU:HD21	1:C:1897:GLN:HG2	14	1.11
(1,3540)	2:B:61:ASN:H	1:C:1917:LEU:HD21	10	1.1
(1,3540)	2:B:61:ASN:H	1:C:1917:LEU:HD22	10	1.1
(1,3540)	2:B:61:ASN:H	1:C:1917:LEU:HD23	10	1.1
(1,4390)	1:C:1928:PHE:HZ	1:C:1929:VAL:HG11	5	1.09
(1,4390)	1:C:1928:PHE:HZ	1:C:1929:VAL:HG12	5	1.09
(1,4390)	1:C:1928:PHE:HZ	1:C:1929:VAL:HG13	5	1.09
(1,983)	2:B:61:ASN:HB3	1:C:1917:LEU:HD21	10	1.08
(1,983)	2:B:61:ASN:HB3	1:C:1917:LEU:HD22	10	1.08
(1,983)	2:B:61:ASN:HB3	1:C:1917:LEU:HD23	10	1.08
(1,4752)	2:A:58:LEU:H	1:C:1898:ARG:HD3	13	1.08
(1,4752)	2:A:53:ALA:H	1:C:1898:ARG:HD3	13	1.08
(1,4752)	2:A:53:ALA:H	1:C:1898:ARG:HD2	13	1.08
(1,3540)	2:B:61:ASN:H	1:C:1917:LEU:HD21	19	1.07
(1,3540)	2:B:61:ASN:H	1:C:1917:LEU:HD22	19	1.07
(1,3540)	2:B:61:ASN:H	1:C:1917:LEU:HD23	19	1.07
(1,2876)	2:A:47:GLY:H	1:C:1897:GLN:HE22	12	1.07
(1,5360)	1:C:1917:LEU:HD21	1:C:1918:LYS:HE3	10	1.06
(1,5360)	1:C:1917:LEU:HD22	1:C:1918:LYS:HE3	10	1.06
(1,5360)	1:C:1917:LEU:HD23	1:C:1918:LYS:HE3	10	1.06
(1,5360)	1:C:1917:LEU:HD21	1:C:1918:LYS:HE2	10	1.06
(1,5360)	1:C:1917:LEU:HD22	1:C:1918:LYS:HE2	10	1.06
(1,5360)	1:C:1917:LEU:HD23	1:C:1918:LYS:HE2	10	1.06
(1,2056)	2:B:27:PHE:HA	2:B:75:TYR:HD1	19	1.04
(1,2056)	2:B:27:PHE:HA	2:B:75:TYR:HD2	19	1.04

Continued on next page...

Continued from previous page...

Key	Atom-1	Atom-2	Model ID	Violation (Å)
(1,4752)	2:A:58:LEU:H	1:C:1898:ARG:HD3	12	1.0
(1,4752)	2:A:53:ALA:H	1:C:1898:ARG:HD3	12	1.0
(1,4752)	2:A:53:ALA:H	1:C:1898:ARG:HD2	12	1.0
(1,4016)	2:B:46:LEU:HD22	1:C:1929:VAL:HG21	5	0.99
(1,4016)	2:B:46:LEU:HD22	1:C:1929:VAL:HG22	5	0.99
(1,4016)	2:B:46:LEU:HD22	1:C:1929:VAL:HG23	5	0.99
(1,4752)	2:A:58:LEU:H	1:C:1898:ARG:HD3	5	0.98
(1,4752)	2:A:53:ALA:H	1:C:1898:ARG:HD3	5	0.98
(1,4752)	2:A:53:ALA:H	1:C:1898:ARG:HD2	5	0.98
(1,1468)	2:A:46:LEU:HD13	1:C:1897:GLN:HE22	15	0.98
(1,1468)	2:A:46:LEU:HD11	1:C:1897:GLN:HE22	15	0.98
(1,1468)	2:A:46:LEU:HD12	1:C:1897:GLN:HE22	15	0.98
(1,4752)	2:A:58:LEU:H	1:C:1898:ARG:HD3	18	0.97
(1,4752)	2:A:53:ALA:H	1:C:1898:ARG:HD3	18	0.97
(1,4752)	2:A:53:ALA:H	1:C:1898:ARG:HD2	18	0.97
(1,1483)	2:A:46:LEU:HD22	1:C:1897:GLN:HG2	2	0.96
(1,1483)	2:A:46:LEU:HD23	1:C:1897:GLN:HG2	2	0.96
(1,1483)	2:A:46:LEU:HD21	1:C:1897:GLN:HG2	2	0.96
(1,126)	2:A:85:MET:HE2	1:C:1898:ARG:H	11	0.96
(1,126)	2:A:85:MET:HE1	1:C:1898:ARG:H	11	0.96
(1,5360)	1:C:1917:LEU:HD21	1:C:1918:LYS:HE3	13	0.94
(1,5360)	1:C:1917:LEU:HD22	1:C:1918:LYS:HE3	13	0.94
(1,5360)	1:C:1917:LEU:HD23	1:C:1918:LYS:HE3	13	0.94
(1,5360)	1:C:1917:LEU:HD21	1:C:1918:LYS:HE2	13	0.94
(1,5360)	1:C:1917:LEU:HD22	1:C:1918:LYS:HE2	13	0.94
(1,5360)	1:C:1917:LEU:HD23	1:C:1918:LYS:HE2	13	0.94
(1,4946)	1:C:1913:GLU:H	1:C:1912:ARG:HB2	12	0.93
(1,4313)	1:C:1913:GLU:H	1:C:1912:ARG:HB2	12	0.93
(1,1483)	2:A:46:LEU:HD22	1:C:1897:GLN:HG2	15	0.93
(1,1483)	2:A:46:LEU:HD23	1:C:1897:GLN:HG2	15	0.93
(1,1483)	2:A:46:LEU:HD21	1:C:1897:GLN:HG2	15	0.93
(1,2876)	2:A:47:GLY:H	1:C:1897:GLN:HE22	3	0.92
(1,2876)	2:A:47:GLY:H	1:C:1897:GLN:HE22	19	0.9
(1,240)	2:B:84:MET:HE2	1:C:1918:LYS:HD2	6	0.9
(1,240)	2:B:84:MET:HE3	1:C:1918:LYS:HD2	6	0.9
(1,240)	2:B:84:MET:HE1	1:C:1918:LYS:HD2	6	0.9
(1,3847)	2:B:78:PHE:HD1	1:C:1917:LEU:HD11	9	0.89
(1,3847)	2:B:78:PHE:HD1	1:C:1917:LEU:HD12	9	0.89
(1,3847)	2:B:78:PHE:HD1	1:C:1917:LEU:HD13	9	0.89
(1,3847)	2:B:78:PHE:HD2	1:C:1917:LEU:HD11	9	0.89
(1,3847)	2:B:78:PHE:HD2	1:C:1917:LEU:HD12	9	0.89
(1,3847)	2:B:78:PHE:HD2	1:C:1917:LEU:HD13	9	0.89

Continued on next page...

Continued from previous page...

Key	Atom-1	Atom-2	Model ID	Violation (Å)
(1,2876)	2:A:47:GLY:H	1:C:1897:GLN:HE22	5	0.88
(1,1483)	2:A:46:LEU:HD22	1:C:1897:GLN:HG2	11	0.88
(1,1483)	2:A:46:LEU:HD23	1:C:1897:GLN:HG2	11	0.88
(1,1483)	2:A:46:LEU:HD21	1:C:1897:GLN:HG2	11	0.88
(1,1468)	2:A:46:LEU:HD13	1:C:1897:GLN:HE22	13	0.87
(1,1468)	2:A:46:LEU:HD11	1:C:1897:GLN:HE22	13	0.87
(1,1468)	2:A:46:LEU:HD12	1:C:1897:GLN:HE22	13	0.87
(1,1468)	2:A:46:LEU:HD13	1:C:1897:GLN:HE22	16	0.87
(1,1468)	2:A:46:LEU:HD11	1:C:1897:GLN:HE22	16	0.87
(1,1468)	2:A:46:LEU:HD12	1:C:1897:GLN:HE22	16	0.87
(1,983)	2:B:61:ASN:HB3	1:C:1917:LEU:HD21	9	0.86
(1,983)	2:B:61:ASN:HB3	1:C:1917:LEU:HD22	9	0.86
(1,983)	2:B:61:ASN:HB3	1:C:1917:LEU:HD23	9	0.86
(1,2056)	2:B:27:PHE:HA	2:B:75:TYR:HD1	20	0.86
(1,2056)	2:B:27:PHE:HA	2:B:75:TYR:HD2	20	0.86
(1,1468)	2:A:46:LEU:HD13	1:C:1897:GLN:HE22	11	0.86
(1,1468)	2:A:46:LEU:HD11	1:C:1897:GLN:HE22	11	0.86
(1,1468)	2:A:46:LEU:HD12	1:C:1897:GLN:HE22	11	0.86
(1,4026)	2:B:82:ILE:HD11	1:C:1929:VAL:HG21	8	0.85
(1,4026)	2:B:82:ILE:HD11	1:C:1929:VAL:HG22	8	0.85
(1,4026)	2:B:82:ILE:HD11	1:C:1929:VAL:HG23	8	0.85
(1,4026)	2:B:82:ILE:HD12	1:C:1929:VAL:HG21	8	0.85
(1,4026)	2:B:82:ILE:HD12	1:C:1929:VAL:HG22	8	0.85
(1,4026)	2:B:82:ILE:HD12	1:C:1929:VAL:HG23	8	0.85
(1,1483)	2:A:46:LEU:HD22	1:C:1897:GLN:HG2	18	0.85
(1,1483)	2:A:46:LEU:HD23	1:C:1897:GLN:HG2	18	0.85
(1,1483)	2:A:46:LEU:HD21	1:C:1897:GLN:HG2	18	0.85
(1,5360)	1:C:1917:LEU:HD21	1:C:1918:LYS:HE3	19	0.84
(1,5360)	1:C:1917:LEU:HD22	1:C:1918:LYS:HE3	19	0.84
(1,5360)	1:C:1917:LEU:HD23	1:C:1918:LYS:HE3	19	0.84
(1,5360)	1:C:1917:LEU:HD21	1:C:1918:LYS:HE2	19	0.84
(1,5360)	1:C:1917:LEU:HD22	1:C:1918:LYS:HE2	19	0.84
(1,5360)	1:C:1917:LEU:HD23	1:C:1918:LYS:HE2	19	0.84
(1,4752)	2:A:58:LEU:H	1:C:1898:ARG:HD3	7	0.84
(1,4752)	2:A:53:ALA:H	1:C:1898:ARG:HD3	7	0.84
(1,4752)	2:A:53:ALA:H	1:C:1898:ARG:HD2	7	0.84
(1,2056)	2:B:27:PHE:HA	2:B:75:TYR:HD1	14	0.84
(1,2056)	2:B:27:PHE:HA	2:B:75:TYR:HD2	14	0.84
(1,5098)	1:C:1935:ALA:HB1	1:C:1933:ARG:HD3	1	0.82
(1,5098)	1:C:1935:ALA:HB2	1:C:1933:ARG:HD3	1	0.82
(1,5098)	1:C:1935:ALA:HB3	1:C:1933:ARG:HD3	1	0.82
(1,4720)	2:A:82:ILE:HG21	1:C:1900:LEU:HB2	2	0.82

Continued on next page...

Continued from previous page...

Key	Atom-1	Atom-2	Model ID	Violation (Å)
(1,4720)	2:A:82:ILE:HG22	1:C:1900:LEU:HB2	2	0.82
(1,4720)	2:A:82:ILE:HG23	1:C:1900:LEU:HB2	2	0.82
(1,4178)	2:A:46:LEU:HD23	1:C:1897:GLN:HG2	8	0.81
(1,4178)	2:A:46:LEU:HD22	1:C:1897:GLN:HG2	8	0.81
(1,4178)	2:A:46:LEU:HD21	1:C:1897:GLN:HG2	8	0.81
(1,4752)	2:A:58:LEU:H	1:C:1898:ARG:HD3	19	0.8
(1,4752)	2:A:53:ALA:H	1:C:1898:ARG:HD3	19	0.8
(1,4752)	2:A:53:ALA:H	1:C:1898:ARG:HD2	19	0.8
(1,4720)	2:A:82:ILE:HG21	1:C:1900:LEU:HB2	14	0.8
(1,4720)	2:A:82:ILE:HG22	1:C:1900:LEU:HB2	14	0.8
(1,4720)	2:A:82:ILE:HG23	1:C:1900:LEU:HB2	14	0.8
(1,3847)	2:B:78:PHE:HD1	1:C:1917:LEU:HD11	19	0.8
(1,3847)	2:B:78:PHE:HD1	1:C:1917:LEU:HD12	19	0.8
(1,3847)	2:B:78:PHE:HD1	1:C:1917:LEU:HD13	19	0.8
(1,3847)	2:B:78:PHE:HD2	1:C:1917:LEU:HD11	19	0.8
(1,3847)	2:B:78:PHE:HD2	1:C:1917:LEU:HD12	19	0.8
(1,3847)	2:B:78:PHE:HD2	1:C:1917:LEU:HD13	19	0.8
(1,4720)	2:A:82:ILE:HG21	1:C:1900:LEU:HB2	5	0.79
(1,4720)	2:A:82:ILE:HG22	1:C:1900:LEU:HB2	5	0.79
(1,4720)	2:A:82:ILE:HG23	1:C:1900:LEU:HB2	5	0.79
(1,4720)	2:A:82:ILE:HG21	1:C:1900:LEU:HB2	12	0.79
(1,4720)	2:A:82:ILE:HG22	1:C:1900:LEU:HB2	12	0.79
(1,4720)	2:A:82:ILE:HG23	1:C:1900:LEU:HB2	12	0.79
(1,3963)	2:B:77:VAL:HG23	1:C:1920:LYS:HG3	20	0.79
(1,3963)	2:B:77:VAL:HG23	1:C:1922:ARG:HG2	20	0.79
(1,3963)	2:B:77:VAL:HG21	1:C:1922:ARG:HG2	20	0.79
(1,3963)	2:B:77:VAL:HG22	1:C:1920:LYS:HG3	20	0.79
(1,3963)	2:B:77:VAL:HG22	1:C:1922:ARG:HG2	20	0.79
(1,1483)	2:A:46:LEU:HD22	1:C:1897:GLN:HG2	9	0.79
(1,1483)	2:A:46:LEU:HD23	1:C:1897:GLN:HG2	9	0.79
(1,1483)	2:A:46:LEU:HD21	1:C:1897:GLN:HG2	9	0.79
(1,5180)	1:C:1929:VAL:HG21	2:B:45:PHE:HA	5	0.78
(1,5180)	1:C:1929:VAL:HG22	2:B:45:PHE:HA	5	0.78
(1,5180)	1:C:1929:VAL:HG23	2:B:45:PHE:HA	5	0.78
(1,4563)	1:C:1917:LEU:HD21	1:C:1917:LEU:HA	9	0.78
(1,4563)	1:C:1917:LEU:HD22	1:C:1917:LEU:HA	9	0.78
(1,4563)	1:C:1917:LEU:HD23	1:C:1917:LEU:HA	9	0.78
(1,4570)	1:C:1920:LYS:HG3	1:C:1917:LEU:HD11	14	0.77
(1,4570)	1:C:1920:LYS:HG3	1:C:1917:LEU:HD12	14	0.77
(1,4570)	1:C:1920:LYS:HG3	1:C:1917:LEU:HD13	14	0.77
(1,2056)	2:B:27:PHE:HA	2:B:75:TYR:HD1	9	0.77
(1,2056)	2:B:27:PHE:HA	2:B:75:TYR:HD2	9	0.77

Continued on next page...

Continued from previous page...

Key	Atom-1	Atom-2	Model ID	Violation (Å)
(1,5099)	1:C:1935:ALA:HB1	1:C:1933:ARG:HB3	17	0.75
(1,5099)	1:C:1935:ALA:HB2	1:C:1933:ARG:HB3	17	0.75
(1,5099)	1:C:1935:ALA:HB3	1:C:1933:ARG:HB3	17	0.75
(1,4533)	1:C:1923:ARG:HB3	1:C:1920:LYS:HA	17	0.75
(1,1483)	2:A:46:LEU:HD22	1:C:1897:GLN:HG2	17	0.75
(1,1483)	2:A:46:LEU:HD23	1:C:1897:GLN:HG2	17	0.75
(1,1483)	2:A:46:LEU:HD21	1:C:1897:GLN:HG2	17	0.75
(2,46)	1:C:1916:SER:H	1:C:1912:ARG:HB2	7	0.74
(2,46)	1:C:1916:SER:H	1:C:1912:ARG:HB2	12	0.74
(1,5818)	2:B:79:LEU:HD21	2:B:80:SER:HB3	18	0.74
(1,5818)	2:B:79:LEU:HD21	2:B:77:VAL:HA	18	0.74
(1,5818)	2:B:79:LEU:HD21	2:B:45:PHE:HB2	18	0.74
(1,5818)	2:B:79:LEU:HD22	2:B:45:PHE:HB2	18	0.74
(1,4589)	1:C:1918:LYS:HD2	1:C:1915:SER:HB2	18	0.73
(2,46)	1:C:1916:SER:H	1:C:1912:ARG:HB2	20	0.72
(1,4790)	1:C:1934:MET:H	1:C:1933:ARG:HG2	8	0.72
(1,1468)	2:A:46:LEU:HD13	1:C:1897:GLN:HE22	4	0.72
(1,1468)	2:A:46:LEU:HD11	1:C:1897:GLN:HE22	4	0.72
(1,1468)	2:A:46:LEU:HD12	1:C:1897:GLN:HE22	4	0.72
(1,5026)	1:C:1907:ALA:H	2:A:85:MET:HG3	9	0.7
(1,5026)	1:C:1907:ALA:H	2:A:85:MET:HB2	9	0.7
(1,5026)	1:C:1907:ALA:H	2:B:76:CYS:HB3	9	0.7
(1,1483)	2:A:46:LEU:HD22	1:C:1897:GLN:HG2	4	0.7
(1,1483)	2:A:46:LEU:HD23	1:C:1897:GLN:HG2	4	0.7
(1,1483)	2:A:46:LEU:HD21	1:C:1897:GLN:HG2	4	0.7
(1,4563)	1:C:1917:LEU:HD21	1:C:1917:LEU:HA	13	0.69
(1,4563)	1:C:1917:LEU:HD22	1:C:1917:LEU:HA	13	0.69
(1,4563)	1:C:1917:LEU:HD23	1:C:1917:LEU:HA	13	0.69
(1,4720)	2:A:82:ILE:HG21	1:C:1900:LEU:HB2	17	0.68
(1,4720)	2:A:82:ILE:HG22	1:C:1900:LEU:HB2	17	0.68
(1,4720)	2:A:82:ILE:HG23	1:C:1900:LEU:HB2	17	0.68
(1,2109)	2:B:78:PHE:HA	1:C:1917:LEU:HD11	9	0.68
(1,2109)	2:B:78:PHE:HA	1:C:1917:LEU:HD12	9	0.68
(1,2109)	2:B:78:PHE:HA	1:C:1917:LEU:HD13	9	0.68
(1,4982)	1:C:1911:ASN:HD22	1:C:1915:SER:HA	2	0.67
(1,4982)	1:C:1911:ASN:HD22	2:B:84:MET:HA	2	0.67
(1,3847)	2:B:78:PHE:HD1	1:C:1917:LEU:HD11	13	0.67
(1,3847)	2:B:78:PHE:HD1	1:C:1917:LEU:HD12	13	0.67
(1,3847)	2:B:78:PHE:HD1	1:C:1917:LEU:HD13	13	0.67
(1,3847)	2:B:78:PHE:HD2	1:C:1917:LEU:HD11	13	0.67
(1,3847)	2:B:78:PHE:HD2	1:C:1917:LEU:HD12	13	0.67
(1,3847)	2:B:78:PHE:HD2	1:C:1917:LEU:HD13	13	0.67

Continued on next page...

Continued from previous page...

Key	Atom-1	Atom-2	Model ID	Violation (Å)
(2,46)	1:C:1916:SER:H	1:C:1912:ARG:HB2	5	0.66
(1,5364)	1:C:1917:LEU:HD21	1:C:1920:LYS:HG3	14	0.65
(1,5364)	1:C:1917:LEU:HD22	1:C:1920:LYS:HG3	14	0.65
(1,5364)	1:C:1917:LEU:HD23	1:C:1920:LYS:HG3	14	0.65
(1,4563)	1:C:1917:LEU:HD21	1:C:1917:LEU:HA	19	0.65
(1,4563)	1:C:1917:LEU:HD22	1:C:1917:LEU:HA	19	0.65
(1,4563)	1:C:1917:LEU:HD23	1:C:1917:LEU:HA	19	0.65
(1,1483)	2:A:46:LEU:HD22	1:C:1897:GLN:HG2	13	0.65
(1,1483)	2:A:46:LEU:HD23	1:C:1897:GLN:HG2	13	0.65
(1,1483)	2:A:46:LEU:HD21	1:C:1897:GLN:HG2	13	0.65
(1,5357)	1:C:1917:LEU:HD11	2:B:78:PHE:HB3	19	0.64
(1,5357)	1:C:1917:LEU:HD12	2:B:78:PHE:HB3	19	0.64
(1,5357)	1:C:1917:LEU:HD13	2:B:78:PHE:HB3	19	0.64
(1,4720)	2:A:82:ILE:HG21	1:C:1900:LEU:HB2	16	0.64
(1,4720)	2:A:82:ILE:HG22	1:C:1900:LEU:HB2	16	0.64
(1,4720)	2:A:82:ILE:HG23	1:C:1900:LEU:HB2	16	0.64
(1,4720)	2:A:82:ILE:HG21	1:C:1900:LEU:HB2	18	0.64
(1,4720)	2:A:82:ILE:HG22	1:C:1900:LEU:HB2	18	0.64
(1,4720)	2:A:82:ILE:HG23	1:C:1900:LEU:HB2	18	0.64
(1,5537)	1:C:1907:ALA:HA	2:B:73:GLN:HB3	5	0.63
(1,5537)	1:C:1907:ALA:HA	1:C:1905:GLU:HB3	5	0.63
(1,5537)	1:C:1907:ALA:HA	2:A:73:GLN:HB3	5	0.63
(1,5537)	1:C:1907:ALA:HA	1:C:1905:GLU:HB2	5	0.63
(1,4572)	1:C:1920:LYS:HG3	1:C:1917:LEU:HA	20	0.63
(1,4720)	2:A:82:ILE:HG21	1:C:1900:LEU:HB2	8	0.62
(1,4720)	2:A:82:ILE:HG22	1:C:1900:LEU:HB2	8	0.62
(1,4720)	2:A:82:ILE:HG23	1:C:1900:LEU:HB2	8	0.62
(1,5177)	1:C:1929:VAL:HG21	1:C:1928:PHE:HA	5	0.61
(1,5177)	1:C:1929:VAL:HG22	1:C:1928:PHE:HA	5	0.61
(1,5177)	1:C:1929:VAL:HG23	1:C:1928:PHE:HA	5	0.61
(1,4720)	2:A:82:ILE:HG21	1:C:1900:LEU:HB2	4	0.61
(1,4720)	2:A:82:ILE:HG22	1:C:1900:LEU:HB2	4	0.61
(1,4720)	2:A:82:ILE:HG23	1:C:1900:LEU:HB2	4	0.61
(1,4563)	1:C:1917:LEU:HD21	1:C:1917:LEU:HA	10	0.61
(1,4563)	1:C:1917:LEU:HD22	1:C:1917:LEU:HA	10	0.61
(1,4563)	1:C:1917:LEU:HD23	1:C:1917:LEU:HA	10	0.61
(1,1468)	2:A:46:LEU:HD13	1:C:1897:GLN:HE22	17	0.61
(1,1468)	2:A:46:LEU:HD11	1:C:1897:GLN:HE22	17	0.61
(1,1468)	2:A:46:LEU:HD12	1:C:1897:GLN:HE22	17	0.61
(1,4720)	2:A:82:ILE:HG21	1:C:1900:LEU:HB2	1	0.6
(1,4720)	2:A:82:ILE:HG22	1:C:1900:LEU:HB2	1	0.6
(1,4720)	2:A:82:ILE:HG23	1:C:1900:LEU:HB2	1	0.6

Continued on next page...

Continued from previous page...

Key	Atom-1	Atom-2	Model ID	Violation (Å)
(1,5359)	1:C:1917:LEU:HD21	2:B:61:ASN:HB2	20	0.59
(1,5359)	1:C:1917:LEU:HD22	2:B:61:ASN:HB2	20	0.59
(1,5359)	1:C:1917:LEU:HD23	2:B:61:ASN:HB2	20	0.59
(1,5357)	1:C:1917:LEU:HD11	2:B:78:PHE:HB3	9	0.59
(1,5357)	1:C:1917:LEU:HD12	2:B:78:PHE:HB3	9	0.59
(1,5357)	1:C:1917:LEU:HD13	2:B:78:PHE:HB3	9	0.59
(1,4720)	2:A:82:ILE:HG21	1:C:1900:LEU:HB2	3	0.59
(1,4720)	2:A:82:ILE:HG22	1:C:1900:LEU:HB2	3	0.59
(1,4720)	2:A:82:ILE:HG23	1:C:1900:LEU:HB2	3	0.59
(1,5357)	1:C:1917:LEU:HD11	2:B:78:PHE:HB3	13	0.58
(1,5357)	1:C:1917:LEU:HD12	2:B:78:PHE:HB3	13	0.58
(1,5357)	1:C:1917:LEU:HD13	2:B:78:PHE:HB3	13	0.58
(1,5172)	1:C:1929:VAL:HG21	1:C:1929:VAL:H	5	0.58
(1,5172)	1:C:1929:VAL:HG22	1:C:1929:VAL:H	5	0.58
(1,5172)	1:C:1929:VAL:HG23	1:C:1929:VAL:H	5	0.58
(1,4720)	2:A:82:ILE:HG21	1:C:1900:LEU:HB2	7	0.58
(1,4720)	2:A:82:ILE:HG22	1:C:1900:LEU:HB2	7	0.58
(1,4720)	2:A:82:ILE:HG23	1:C:1900:LEU:HB2	7	0.58
(1,4720)	2:A:82:ILE:HG21	1:C:1900:LEU:HB2	9	0.58
(1,4720)	2:A:82:ILE:HG22	1:C:1900:LEU:HB2	9	0.58
(1,4720)	2:A:82:ILE:HG23	1:C:1900:LEU:HB2	9	0.58
(1,4720)	2:A:82:ILE:HG21	1:C:1900:LEU:HB2	10	0.58
(1,4720)	2:A:82:ILE:HG22	1:C:1900:LEU:HB2	10	0.58
(1,4720)	2:A:82:ILE:HG23	1:C:1900:LEU:HB2	10	0.58
(1,2109)	2:B:78:PHE:HA	1:C:1917:LEU:HD11	19	0.58
(1,2109)	2:B:78:PHE:HA	1:C:1917:LEU:HD12	19	0.58
(1,2109)	2:B:78:PHE:HA	1:C:1917:LEU:HD13	19	0.58
(1,1975)	2:A:32:SER:HB3	2:A:32:SER:H	10	0.58
(1,6947)	2:B:80:SER:H	1:C:1914:VAL:HG11	10	0.57
(1,6947)	2:B:80:SER:H	1:C:1914:VAL:HG12	10	0.57
(1,6947)	2:B:80:SER:H	1:C:1914:VAL:HG13	10	0.57
(1,6947)	2:B:80:SER:H	1:C:1917:LEU:HD11	10	0.57
(1,6947)	2:B:80:SER:H	1:C:1917:LEU:HD12	10	0.57
(1,6947)	2:B:80:SER:H	1:C:1917:LEU:HD13	10	0.57
(1,6947)	2:B:80:SER:H	1:C:1914:VAL:HG11	13	0.57
(1,6947)	2:B:80:SER:H	1:C:1914:VAL:HG12	13	0.57
(1,6947)	2:B:80:SER:H	1:C:1914:VAL:HG13	13	0.57
(1,6947)	2:B:80:SER:H	1:C:1917:LEU:HD11	13	0.57
(1,6947)	2:B:80:SER:H	1:C:1917:LEU:HD12	13	0.57
(1,6947)	2:B:80:SER:H	1:C:1917:LEU:HD13	13	0.57
(1,6947)	2:B:80:SER:H	1:C:1914:VAL:HG11	19	0.57
(1,6947)	2:B:80:SER:H	1:C:1914:VAL:HG12	19	0.57

Continued on next page...

Continued from previous page...

Key	Atom-1	Atom-2	Model ID	Violation (Å)
(1,6947)	2:B:80:SER:H	1:C:1914:VAL:HG13	19	0.57
(1,6947)	2:B:80:SER:H	1:C:1917:LEU:HD11	19	0.57
(1,6947)	2:B:80:SER:H	1:C:1917:LEU:HD12	19	0.57
(1,6947)	2:B:80:SER:H	1:C:1917:LEU:HD13	19	0.57
(1,4720)	2:A:82:ILE:HG21	1:C:1900:LEU:HB2	15	0.57
(1,4720)	2:A:82:ILE:HG22	1:C:1900:LEU:HB2	15	0.57
(1,4720)	2:A:82:ILE:HG23	1:C:1900:LEU:HB2	15	0.57
(1,4720)	2:A:82:ILE:HG21	1:C:1900:LEU:HB2	20	0.57
(1,4720)	2:A:82:ILE:HG22	1:C:1900:LEU:HB2	20	0.57
(1,4720)	2:A:82:ILE:HG23	1:C:1900:LEU:HB2	20	0.57
(1,4572)	1:C:1920:LYS:HG3	1:C:1917:LEU:HA	14	0.57
(1,3847)	2:B:78:PHE:HD1	1:C:1917:LEU:HD11	10	0.57
(1,3847)	2:B:78:PHE:HD1	1:C:1917:LEU:HD12	10	0.57
(1,3847)	2:B:78:PHE:HD1	1:C:1917:LEU:HD13	10	0.57
(1,3847)	2:B:78:PHE:HD2	1:C:1917:LEU:HD11	10	0.57
(1,3847)	2:B:78:PHE:HD2	1:C:1917:LEU:HD12	10	0.57
(1,3847)	2:B:78:PHE:HD2	1:C:1917:LEU:HD13	10	0.57
(1,1975)	2:A:32:SER:HB3	2:A:32:SER:H	1	0.57
(1,5622)	1:C:1903:ALA:HB1	1:C:1902:ASP:HB3	4	0.56
(1,5622)	1:C:1903:ALA:HB2	1:C:1902:ASP:HB3	4	0.56
(1,5622)	1:C:1903:ALA:HB3	1:C:1902:ASP:HB3	4	0.56
(1,5360)	1:C:1917:LEU:HD21	1:C:1918:LYS:HE3	9	0.56
(1,5360)	1:C:1917:LEU:HD22	1:C:1918:LYS:HE3	9	0.56
(1,5360)	1:C:1917:LEU:HD23	1:C:1918:LYS:HE3	9	0.56
(1,5360)	1:C:1917:LEU:HD21	1:C:1918:LYS:HE2	9	0.56
(1,5360)	1:C:1917:LEU:HD22	1:C:1918:LYS:HE2	9	0.56
(1,5360)	1:C:1917:LEU:HD23	1:C:1918:LYS:HE2	9	0.56
(1,4790)	1:C:1934:MET:H	1:C:1933:ARG:HG2	3	0.56
(1,4571)	1:C:1920:LYS:HG3	1:C:1917:LEU:HD21	14	0.55
(1,4571)	1:C:1920:LYS:HG3	1:C:1917:LEU:HD22	14	0.55
(1,4571)	1:C:1920:LYS:HG3	1:C:1917:LEU:HD23	14	0.55
(1,5570)	1:C:1906:THR:HG21	1:C:1905:GLU:HG2	6	0.54
(1,5570)	1:C:1906:THR:HG22	1:C:1905:GLU:HG2	6	0.54
(1,5570)	1:C:1906:THR:HG23	1:C:1905:GLU:HG2	6	0.54
(1,4752)	2:A:58:LEU:H	1:C:1898:ARG:HD3	14	0.54
(1,4752)	2:A:53:ALA:H	1:C:1898:ARG:HD3	14	0.54
(1,4752)	2:A:53:ALA:H	1:C:1898:ARG:HD2	14	0.54
(1,4720)	2:A:82:ILE:HG21	1:C:1900:LEU:HB2	19	0.54
(1,4720)	2:A:82:ILE:HG22	1:C:1900:LEU:HB2	19	0.54
(1,4720)	2:A:82:ILE:HG23	1:C:1900:LEU:HB2	19	0.54
(1,983)	2:B:61:ASN:HB3	1:C:1917:LEU:HD21	20	0.53
(1,983)	2:B:61:ASN:HB3	1:C:1917:LEU:HD22	20	0.53

Continued on next page...

Continued from previous page...

Key	Atom-1	Atom-2	Model ID	Violation (Å)
(1,983)	2:B:61:ASN:HB3	1:C:1917:LEU:HD23	20	0.53
(1,5570)	1:C:1906:THR:HG21	1:C:1905:GLU:HG2	2	0.53
(1,5570)	1:C:1906:THR:HG22	1:C:1905:GLU:HG2	2	0.53
(1,5570)	1:C:1906:THR:HG23	1:C:1905:GLU:HG2	2	0.53
(1,5570)	1:C:1906:THR:HG21	1:C:1905:GLU:HG2	16	0.53
(1,5570)	1:C:1906:THR:HG22	1:C:1905:GLU:HG2	16	0.53
(1,5570)	1:C:1906:THR:HG23	1:C:1905:GLU:HG2	16	0.53
(1,4720)	2:A:82:ILE:HG21	1:C:1900:LEU:HB2	11	0.53
(1,4720)	2:A:82:ILE:HG22	1:C:1900:LEU:HB2	11	0.53
(1,4720)	2:A:82:ILE:HG23	1:C:1900:LEU:HB2	11	0.53
(1,4148)	2:B:61:ASN:HA	1:C:1917:LEU:HD21	9	0.53
(1,4148)	2:B:61:ASN:HA	1:C:1917:LEU:HD22	9	0.53
(1,4148)	2:B:61:ASN:HA	1:C:1917:LEU:HD23	9	0.53
(1,4148)	2:B:61:ASN:HA	1:C:1917:LEU:HD21	13	0.53
(1,4148)	2:B:61:ASN:HA	1:C:1917:LEU:HD22	13	0.53
(1,4148)	2:B:61:ASN:HA	1:C:1917:LEU:HD23	13	0.53
(1,5570)	1:C:1906:THR:HG21	1:C:1905:GLU:HG2	9	0.52
(1,5570)	1:C:1906:THR:HG22	1:C:1905:GLU:HG2	9	0.52
(1,5570)	1:C:1906:THR:HG23	1:C:1905:GLU:HG2	9	0.52
(1,5053)	1:C:1904:THR:H	1:C:1902:ASP:HB3	4	0.51
(1,5570)	1:C:1906:THR:HG21	1:C:1905:GLU:HG2	14	0.5
(1,5570)	1:C:1906:THR:HG22	1:C:1905:GLU:HG2	14	0.5
(1,5570)	1:C:1906:THR:HG23	1:C:1905:GLU:HG2	14	0.5
(1,4907)	1:C:1918:LYS:H	1:C:1910:MET:HG3	18	0.5
(1,4907)	1:C:1918:LYS:H	1:C:1922:ARG:HB3	18	0.5
(1,4907)	1:C:1918:LYS:H	1:C:1910:MET:HE1	18	0.5
(1,4907)	1:C:1918:LYS:H	1:C:1910:MET:HE2	18	0.5
(1,4907)	1:C:1918:LYS:H	1:C:1910:MET:HE3	18	0.5
(1,4907)	1:C:1918:LYS:H	1:C:1910:MET:HG2	18	0.5
(1,2109)	2:B:78:PHE:HA	1:C:1917:LEU:HD11	13	0.5
(1,2109)	2:B:78:PHE:HA	1:C:1917:LEU:HD12	13	0.5
(1,2109)	2:B:78:PHE:HA	1:C:1917:LEU:HD13	13	0.5
(2,45)	1:C:1918:LYS:H	1:C:1916:SER:HB2	9	0.49
(1,6947)	2:B:80:SER:H	1:C:1914:VAL:HG11	9	0.49
(1,6947)	2:B:80:SER:H	1:C:1914:VAL:HG12	9	0.49
(1,6947)	2:B:80:SER:H	1:C:1914:VAL:HG13	9	0.49
(1,6947)	2:B:80:SER:H	1:C:1917:LEU:HD11	9	0.49
(1,6947)	2:B:80:SER:H	1:C:1917:LEU:HD12	9	0.49
(1,6947)	2:B:80:SER:H	1:C:1917:LEU:HD13	9	0.49
(1,6072)	2:B:39:THR:HG23	2:B:36:GLU:HB3	17	0.49
(1,6072)	2:B:39:THR:HG22	2:B:36:GLU:HB3	17	0.49
(1,6072)	2:B:39:THR:HG21	2:B:36:GLU:HB3	17	0.49

Continued on next page...

Continued from previous page...

Key	Atom-1	Atom-2	Model ID	Violation (Å)
(1,6072)	2:B:39:THR:HG23	2:B:40:ARG:HB2	17	0.49
(1,6072)	2:B:39:THR:HG21	2:B:40:ARG:HB2	17	0.49
(1,6072)	2:B:39:THR:HG22	2:B:40:ARG:HB2	17	0.49
(1,5570)	1:C:1906:THR:HG21	1:C:1905:GLU:HG2	19	0.49
(1,5570)	1:C:1906:THR:HG22	1:C:1905:GLU:HG2	19	0.49
(1,5570)	1:C:1906:THR:HG23	1:C:1905:GLU:HG2	19	0.49
(1,5357)	1:C:1917:LEU:HD11	2:B:78:PHE:HB3	10	0.49
(1,5357)	1:C:1917:LEU:HD12	2:B:78:PHE:HB3	10	0.49
(1,5357)	1:C:1917:LEU:HD13	2:B:78:PHE:HB3	10	0.49
(1,5298)	1:C:1921:LEU:HD11	1:C:1917:LEU:HD21	20	0.49
(1,5298)	1:C:1921:LEU:HD11	1:C:1917:LEU:HD22	20	0.49
(1,5298)	1:C:1921:LEU:HD11	1:C:1917:LEU:HD23	20	0.49
(1,5298)	1:C:1921:LEU:HD12	1:C:1917:LEU:HD21	20	0.49
(1,5298)	1:C:1921:LEU:HD12	1:C:1917:LEU:HD22	20	0.49
(1,5298)	1:C:1921:LEU:HD12	1:C:1917:LEU:HD23	20	0.49
(1,5298)	1:C:1921:LEU:HD13	1:C:1917:LEU:HD21	20	0.49
(1,5298)	1:C:1921:LEU:HD13	1:C:1917:LEU:HD22	20	0.49
(1,5298)	1:C:1921:LEU:HD13	1:C:1917:LEU:HD23	20	0.49
(1,2133)	2:A:18:LYS:HE3	2:A:18:LYS:HG2	9	0.49
(1,1483)	2:A:46:LEU:HD22	1:C:1897:GLN:HG2	16	0.49
(1,1483)	2:A:46:LEU:HD23	1:C:1897:GLN:HG2	16	0.49
(1,1483)	2:A:46:LEU:HD21	1:C:1897:GLN:HG2	16	0.49
(2,46)	1:C:1916:SER:H	1:C:1912:ARG:HB2	1	0.48
(1,6072)	2:B:39:THR:HG23	2:B:36:GLU:HB3	6	0.48
(1,6072)	2:B:39:THR:HG22	2:B:36:GLU:HB3	6	0.48
(1,6072)	2:B:39:THR:HG21	2:B:36:GLU:HB3	6	0.48
(1,6072)	2:B:39:THR:HG23	2:B:40:ARG:HB2	6	0.48
(1,6072)	2:B:39:THR:HG21	2:B:40:ARG:HB2	6	0.48
(1,6072)	2:B:39:THR:HG22	2:B:40:ARG:HB2	6	0.48
(1,5570)	1:C:1906:THR:HG21	1:C:1905:GLU:HG2	15	0.48
(1,5570)	1:C:1906:THR:HG22	1:C:1905:GLU:HG2	15	0.48
(1,5570)	1:C:1906:THR:HG23	1:C:1905:GLU:HG2	15	0.48
(1,5525)	1:C:1909:ALA:HB1	1:C:1912:ARG:HB3	2	0.48
(1,5525)	1:C:1909:ALA:HB2	1:C:1912:ARG:HB3	2	0.48
(1,5525)	1:C:1909:ALA:HB3	1:C:1912:ARG:HB3	2	0.48
(1,4533)	1:C:1923:ARG:HB3	1:C:1920:LYS:HA	9	0.48
(1,2065)	2:B:26:LYS:HD3	2:B:28:LYS:H	1	0.48
(1,2065)	2:B:26:LYS:HD2	2:B:28:LYS:H	1	0.48
(1,1044)	2:A:59:MET:HE3	2:A:59:MET:H	6	0.48
(1,1044)	2:A:59:MET:HE1	2:A:59:MET:H	6	0.48
(1,1044)	2:A:59:MET:HE2	2:A:59:MET:H	6	0.48
(1,5818)	2:B:79:LEU:HD21	2:B:80:SER:HB3	2	0.47

Continued on next page...

Continued from previous page...

Key	Atom-1	Atom-2	Model ID	Violation (Å)
(1,5818)	2:B:79:LEU:HD21	2:B:77:VAL:HA	2	0.47
(1,5818)	2:B:79:LEU:HD21	2:B:45:PHE:HB2	2	0.47
(1,5818)	2:B:79:LEU:HD22	2:B:45:PHE:HB2	2	0.47
(1,5570)	1:C:1906:THR:HG21	1:C:1905:GLU:HG2	4	0.47
(1,5570)	1:C:1906:THR:HG22	1:C:1905:GLU:HG2	4	0.47
(1,5570)	1:C:1906:THR:HG23	1:C:1905:GLU:HG2	4	0.47
(1,5570)	1:C:1906:THR:HG21	1:C:1905:GLU:HG2	7	0.47
(1,5570)	1:C:1906:THR:HG22	1:C:1905:GLU:HG2	7	0.47
(1,5570)	1:C:1906:THR:HG23	1:C:1905:GLU:HG2	7	0.47
(1,4178)	2:A:46:LEU:HD23	1:C:1897:GLN:HG2	20	0.47
(1,4178)	2:A:46:LEU:HD22	1:C:1897:GLN:HG2	20	0.47
(1,4178)	2:A:46:LEU:HD21	1:C:1897:GLN:HG2	20	0.47
(1,2109)	2:B:78:PHE:HA	1:C:1917:LEU:HD11	10	0.47
(1,2109)	2:B:78:PHE:HA	1:C:1917:LEU:HD12	10	0.47
(1,2109)	2:B:78:PHE:HA	1:C:1917:LEU:HD13	10	0.47
(1,1468)	2:A:46:LEU:HD13	1:C:1897:GLN:HE22	9	0.47
(1,1468)	2:A:46:LEU:HD11	1:C:1897:GLN:HE22	9	0.47
(1,1468)	2:A:46:LEU:HD12	1:C:1897:GLN:HE22	9	0.47
(1,126)	2:A:85:MET:HE2	1:C:1898:ARG:H	16	0.47
(1,126)	2:A:85:MET:HE1	1:C:1898:ARG:H	16	0.47
(1,6072)	2:B:39:THR:HG23	2:B:36:GLU:HB3	4	0.46
(1,6072)	2:B:39:THR:HG22	2:B:36:GLU:HB3	4	0.46
(1,6072)	2:B:39:THR:HG21	2:B:36:GLU:HB3	4	0.46
(1,6072)	2:B:39:THR:HG23	2:B:40:ARG:HB2	4	0.46
(1,6072)	2:B:39:THR:HG21	2:B:40:ARG:HB2	4	0.46
(1,6072)	2:B:39:THR:HG22	2:B:40:ARG:HB2	4	0.46
(1,6072)	2:B:39:THR:HG23	2:B:36:GLU:HB3	5	0.46
(1,6072)	2:B:39:THR:HG22	2:B:36:GLU:HB3	5	0.46
(1,6072)	2:B:39:THR:HG21	2:B:36:GLU:HB3	5	0.46
(1,6072)	2:B:39:THR:HG23	2:B:40:ARG:HB2	5	0.46
(1,6072)	2:B:39:THR:HG21	2:B:40:ARG:HB2	5	0.46
(1,6072)	2:B:39:THR:HG22	2:B:40:ARG:HB2	5	0.46
(1,5818)	2:B:79:LEU:HD21	2:B:80:SER:HB3	10	0.46
(1,5818)	2:B:79:LEU:HD21	2:B:77:VAL:HA	10	0.46
(1,5818)	2:B:79:LEU:HD21	2:B:45:PHE:HB2	10	0.46
(1,5818)	2:B:79:LEU:HD22	2:B:45:PHE:HB2	10	0.46
(1,4723)	2:A:82:ILE:HD12	1:C:1900:LEU:HB2	4	0.46
(1,4723)	2:A:82:ILE:HD13	1:C:1900:LEU:HB2	4	0.46
(1,4723)	2:A:82:ILE:HD11	1:C:1900:LEU:HB2	4	0.46
(1,4167)	2:B:54:ALA:HB3	1:C:1927:PRO:HB3	9	0.46
(1,4167)	2:B:54:ALA:HB1	1:C:1927:PRO:HB3	9	0.46
(1,4167)	2:B:54:ALA:HB2	1:C:1927:PRO:HB3	9	0.46

Continued on next page...

Continued from previous page...

Key	Atom-1	Atom-2	Model ID	Violation (Å)
(1,4167)	2:B:54:ALA:HB3	1:C:1927:PRO:HB2	9	0.46
(1,4167)	2:B:54:ALA:HB1	1:C:1927:PRO:HB2	9	0.46
(1,126)	2:A:85:MET:HE2	1:C:1898:ARG:H	9	0.46
(1,126)	2:A:85:MET:HE1	1:C:1898:ARG:H	9	0.46
(1,1044)	2:A:59:MET:HE3	2:A:59:MET:H	1	0.46
(1,1044)	2:A:59:MET:HE1	2:A:59:MET:H	1	0.46
(1,1044)	2:A:59:MET:HE2	2:A:59:MET:H	1	0.46
(1,5818)	2:B:79:LEU:HD21	2:B:80:SER:HB3	9	0.45
(1,5818)	2:B:79:LEU:HD21	2:B:77:VAL:HA	9	0.45
(1,5818)	2:B:79:LEU:HD21	2:B:45:PHE:HB2	9	0.45
(1,5818)	2:B:79:LEU:HD22	2:B:45:PHE:HB2	9	0.45
(1,3990)	2:B:58:LEU:HD13	1:C:1929:VAL:HG21	5	0.45
(1,3990)	2:B:58:LEU:HD13	1:C:1929:VAL:HG22	5	0.45
(1,3990)	2:B:58:LEU:HD13	1:C:1929:VAL:HG23	5	0.45
(1,3990)	2:B:58:LEU:HD12	1:C:1929:VAL:HG21	5	0.45
(1,3990)	2:B:58:LEU:HD12	1:C:1929:VAL:HG22	5	0.45
(1,3990)	2:B:58:LEU:HD12	1:C:1929:VAL:HG23	5	0.45
(1,3990)	2:B:58:LEU:HD11	1:C:1929:VAL:HG21	5	0.45
(1,3990)	2:B:58:LEU:HD11	1:C:1929:VAL:HG22	5	0.45
(1,3990)	2:B:58:LEU:HD11	1:C:1929:VAL:HG23	5	0.45
(1,2743)	2:A:27:PHE:H	2:A:27:PHE:HD1	14	0.45
(1,2743)	2:A:27:PHE:H	2:A:27:PHE:HD2	14	0.45
(1,6072)	2:B:39:THR:HG23	2:B:36:GLU:HB3	2	0.44
(1,6072)	2:B:39:THR:HG22	2:B:36:GLU:HB3	2	0.44
(1,6072)	2:B:39:THR:HG21	2:B:36:GLU:HB3	2	0.44
(1,6072)	2:B:39:THR:HG23	2:B:40:ARG:HB2	2	0.44
(1,6072)	2:B:39:THR:HG21	2:B:40:ARG:HB2	2	0.44
(1,6072)	2:B:39:THR:HG22	2:B:40:ARG:HB2	2	0.44
(1,6072)	2:B:39:THR:HG23	2:B:36:GLU:HB3	14	0.44
(1,6072)	2:B:39:THR:HG22	2:B:36:GLU:HB3	14	0.44
(1,6072)	2:B:39:THR:HG21	2:B:36:GLU:HB3	14	0.44
(1,6072)	2:B:39:THR:HG23	2:B:40:ARG:HB2	14	0.44
(1,6072)	2:B:39:THR:HG21	2:B:40:ARG:HB2	14	0.44
(1,6072)	2:B:39:THR:HG22	2:B:40:ARG:HB2	14	0.44
(1,5818)	2:B:79:LEU:HD21	2:B:80:SER:HB3	3	0.44
(1,5818)	2:B:79:LEU:HD21	2:B:77:VAL:HA	3	0.44
(1,5818)	2:B:79:LEU:HD21	2:B:45:PHE:HB2	3	0.44
(1,5818)	2:B:79:LEU:HD22	2:B:45:PHE:HB2	3	0.44
(1,5818)	2:B:79:LEU:HD21	2:B:80:SER:HB3	13	0.44
(1,5818)	2:B:79:LEU:HD21	2:B:77:VAL:HA	13	0.44
(1,5818)	2:B:79:LEU:HD21	2:B:45:PHE:HB2	13	0.44
(1,5818)	2:B:79:LEU:HD22	2:B:45:PHE:HB2	13	0.44

Continued on next page...

Continued from previous page...

Key	Atom-1	Atom-2	Model ID	Violation (Å)
(1,5818)	2:B:79:LEU:HD21	2:B:80:SER:HB3	19	0.44
(1,5818)	2:B:79:LEU:HD21	2:B:77:VAL:HA	19	0.44
(1,5818)	2:B:79:LEU:HD21	2:B:45:PHE:HB2	19	0.44
(1,5818)	2:B:79:LEU:HD22	2:B:45:PHE:HB2	19	0.44
(1,5570)	1:C:1906:THR:HG21	1:C:1905:GLU:HG2	1	0.44
(1,5570)	1:C:1906:THR:HG22	1:C:1905:GLU:HG2	1	0.44
(1,5570)	1:C:1906:THR:HG23	1:C:1905:GLU:HG2	1	0.44
(1,5099)	1:C:1935:ALA:HB1	1:C:1933:ARG:HB3	7	0.44
(1,5099)	1:C:1935:ALA:HB2	1:C:1933:ARG:HB3	7	0.44
(1,5099)	1:C:1935:ALA:HB3	1:C:1933:ARG:HB3	7	0.44
(1,4026)	2:B:82:ILE:HD11	1:C:1929:VAL:HG21	14	0.44
(1,4026)	2:B:82:ILE:HD11	1:C:1929:VAL:HG22	14	0.44
(1,4026)	2:B:82:ILE:HD11	1:C:1929:VAL:HG23	14	0.44
(1,4026)	2:B:82:ILE:HD12	1:C:1929:VAL:HG21	14	0.44
(1,4026)	2:B:82:ILE:HD12	1:C:1929:VAL:HG22	14	0.44
(1,4026)	2:B:82:ILE:HD12	1:C:1929:VAL:HG23	14	0.44
(2,46)	1:C:1916:SER:H	1:C:1912:ARG:HB2	8	0.43
(2,45)	1:C:1918:LYS:H	1:C:1916:SER:HB2	10	0.43
(1,6072)	2:B:39:THR:HG23	2:B:36:GLU:HB3	12	0.43
(1,6072)	2:B:39:THR:HG22	2:B:36:GLU:HB3	12	0.43
(1,6072)	2:B:39:THR:HG21	2:B:36:GLU:HB3	12	0.43
(1,6072)	2:B:39:THR:HG23	2:B:40:ARG:HB2	12	0.43
(1,6072)	2:B:39:THR:HG21	2:B:40:ARG:HB2	12	0.43
(1,6072)	2:B:39:THR:HG22	2:B:40:ARG:HB2	12	0.43
(1,5818)	2:B:79:LEU:HD21	2:B:80:SER:HB3	6	0.43
(1,5818)	2:B:79:LEU:HD21	2:B:77:VAL:HA	6	0.43
(1,5818)	2:B:79:LEU:HD21	2:B:45:PHE:HB2	6	0.43
(1,5818)	2:B:79:LEU:HD22	2:B:45:PHE:HB2	6	0.43
(1,5287)	1:C:1921:LEU:HD21	1:C:1917:LEU:HD21	13	0.43
(1,5287)	1:C:1921:LEU:HD21	1:C:1917:LEU:HD22	13	0.43
(1,5287)	1:C:1921:LEU:HD21	1:C:1917:LEU:HD23	13	0.43
(1,5287)	1:C:1921:LEU:HD22	1:C:1917:LEU:HD21	13	0.43
(1,5287)	1:C:1921:LEU:HD22	1:C:1917:LEU:HD22	13	0.43
(1,5287)	1:C:1921:LEU:HD22	1:C:1917:LEU:HD23	13	0.43
(1,5287)	1:C:1921:LEU:HD23	1:C:1917:LEU:HD21	13	0.43
(1,5287)	1:C:1921:LEU:HD23	1:C:1917:LEU:HD22	13	0.43
(1,5287)	1:C:1921:LEU:HD23	1:C:1917:LEU:HD23	13	0.43
(1,5094)	1:C:1898:ARG:H	1:C:1897:GLN:HA	8	0.43
(1,5026)	1:C:1907:ALA:H	2:A:85:MET:HG3	10	0.43
(1,5026)	1:C:1907:ALA:H	2:A:85:MET:HB2	10	0.43
(1,5026)	1:C:1907:ALA:H	2:B:76:CYS:HB3	10	0.43
(1,4879)	1:C:1920:LYS:H	1:C:1926:LEU:HG	8	0.43

Continued on next page...

Continued from previous page...

Key	Atom-1	Atom-2	Model ID	Violation (Å)
(1,4631)	1:C:1912:ARG:HB3	1:C:1909:ALA:HA	2	0.43
(1,4168)	2:B:54:ALA:HB3	1:C:1927:PRO:HG3	8	0.43
(1,4168)	2:B:54:ALA:HB1	1:C:1927:PRO:HG3	8	0.43
(1,4168)	2:B:54:ALA:HB2	1:C:1927:PRO:HG3	8	0.43
(1,4148)	2:B:61:ASN:HA	1:C:1917:LEU:HD21	19	0.43
(1,4148)	2:B:61:ASN:HA	1:C:1917:LEU:HD22	19	0.43
(1,4148)	2:B:61:ASN:HA	1:C:1917:LEU:HD23	19	0.43
(1,2743)	2:A:27:PHE:H	2:A:27:PHE:HD1	19	0.43
(1,2743)	2:A:27:PHE:H	2:A:27:PHE:HD2	19	0.43
(1,245)	2:B:84:MET:HE2	2:B:85:MET:HG2	3	0.43
(1,245)	2:B:84:MET:HE1	2:B:85:MET:HG2	3	0.43
(1,1657)	2:B:39:THR:HG22	2:B:40:ARG:HD2	20	0.43
(1,1657)	2:B:39:THR:HG21	2:B:40:ARG:HD2	20	0.43
(1,1657)	2:B:39:THR:HG23	2:B:40:ARG:HD2	20	0.43
(1,1657)	2:B:39:THR:HG22	2:B:40:ARG:HD3	20	0.43
(1,1657)	2:B:39:THR:HG23	2:B:40:ARG:HD3	20	0.43
(1,1657)	2:B:39:THR:HG21	2:B:40:ARG:HD3	20	0.43
(1,1310)	2:B:54:ALA:HB2	1:C:1927:PRO:HG3	8	0.43
(1,1310)	2:B:54:ALA:HB3	1:C:1927:PRO:HG3	8	0.43
(1,1310)	2:B:54:ALA:HB1	1:C:1927:PRO:HG3	8	0.43
(1,126)	2:A:85:MET:HE2	1:C:1898:ARG:H	4	0.43
(1,126)	2:A:85:MET:HE1	1:C:1898:ARG:H	4	0.43
(1,5818)	2:B:79:LEU:HD21	2:B:80:SER:HB3	5	0.42
(1,5818)	2:B:79:LEU:HD21	2:B:77:VAL:HA	5	0.42
(1,5818)	2:B:79:LEU:HD21	2:B:45:PHE:HB2	5	0.42
(1,5818)	2:B:79:LEU:HD22	2:B:45:PHE:HB2	5	0.42
(1,5818)	2:B:79:LEU:HD21	2:B:80:SER:HB3	14	0.42
(1,5818)	2:B:79:LEU:HD21	2:B:77:VAL:HA	14	0.42
(1,5818)	2:B:79:LEU:HD21	2:B:45:PHE:HB2	14	0.42
(1,5818)	2:B:79:LEU:HD22	2:B:45:PHE:HB2	14	0.42
(1,5818)	2:B:79:LEU:HD21	2:B:80:SER:HB3	17	0.42
(1,5818)	2:B:79:LEU:HD21	2:B:77:VAL:HA	17	0.42
(1,5818)	2:B:79:LEU:HD21	2:B:45:PHE:HB2	17	0.42
(1,5818)	2:B:79:LEU:HD22	2:B:45:PHE:HB2	17	0.42
(1,5026)	1:C:1907:ALA:H	2:A:85:MET:HG3	4	0.42
(1,5026)	1:C:1907:ALA:H	2:A:85:MET:HB2	4	0.42
(1,5026)	1:C:1907:ALA:H	2:B:76:CYS:HB3	4	0.42
(1,4907)	1:C:1918:LYS:H	1:C:1910:MET:HG3	10	0.42
(1,4907)	1:C:1918:LYS:H	1:C:1922:ARG:HB3	10	0.42
(1,4907)	1:C:1918:LYS:H	1:C:1910:MET:HE1	10	0.42
(1,4907)	1:C:1918:LYS:H	1:C:1910:MET:HE2	10	0.42
(1,4907)	1:C:1918:LYS:H	1:C:1910:MET:HE3	10	0.42

Continued on next page...

Continued from previous page...

Key	Atom-1	Atom-2	Model ID	Violation (Å)
(1,4907)	1:C:1918:LYS:H	1:C:1910:MET:HG2	10	0.42
(1,4148)	2:B:61:ASN:HA	1:C:1917:LEU:HD21	10	0.42
(1,4148)	2:B:61:ASN:HA	1:C:1917:LEU:HD22	10	0.42
(1,4148)	2:B:61:ASN:HA	1:C:1917:LEU:HD23	10	0.42
(1,3745)	2:B:93:PHE:H	2:B:94:PRO:HA	7	0.42
(1,2743)	2:A:27:PHE:H	2:A:27:PHE:HD1	8	0.42
(1,2743)	2:A:27:PHE:H	2:A:27:PHE:HD2	8	0.42
(1,2056)	2:B:27:PHE:HA	2:B:75:TYR:HD1	13	0.42
(1,2056)	2:B:27:PHE:HA	2:B:75:TYR:HD2	13	0.42
(1,6033)	2:A:42:LEU:HD12	2:A:37:LEU:HA	2	0.41
(1,6033)	2:A:42:LEU:HD11	2:A:41:GLU:HG2	2	0.41
(1,6033)	2:A:42:LEU:HD13	2:A:41:GLU:HG2	2	0.41
(1,6033)	2:A:42:LEU:HD12	2:A:41:GLU:HG2	2	0.41
(1,5818)	2:B:79:LEU:HD21	2:B:80:SER:HB3	8	0.41
(1,5818)	2:B:79:LEU:HD21	2:B:77:VAL:HA	8	0.41
(1,5818)	2:B:79:LEU:HD21	2:B:45:PHE:HB2	8	0.41
(1,5818)	2:B:79:LEU:HD22	2:B:45:PHE:HB2	8	0.41
(1,5570)	1:C:1906:THR:HG21	1:C:1905:GLU:HG2	12	0.41
(1,5570)	1:C:1906:THR:HG22	1:C:1905:GLU:HG2	12	0.41
(1,5570)	1:C:1906:THR:HG23	1:C:1905:GLU:HG2	12	0.41
(1,5570)	1:C:1906:THR:HG21	1:C:1905:GLU:HG2	17	0.41
(1,5570)	1:C:1906:THR:HG22	1:C:1905:GLU:HG2	17	0.41
(1,5570)	1:C:1906:THR:HG23	1:C:1905:GLU:HG2	17	0.41
(1,5026)	1:C:1907:ALA:H	2:A:85:MET:HG3	2	0.41
(1,5026)	1:C:1907:ALA:H	2:A:85:MET:HB2	2	0.41
(1,5026)	1:C:1907:ALA:H	2:B:76:CYS:HB3	2	0.41
(1,5026)	1:C:1907:ALA:H	2:A:85:MET:HG3	7	0.41
(1,5026)	1:C:1907:ALA:H	2:A:85:MET:HB2	7	0.41
(1,5026)	1:C:1907:ALA:H	2:B:76:CYS:HB3	7	0.41
(1,5026)	1:C:1907:ALA:H	2:A:85:MET:HG3	16	0.41
(1,5026)	1:C:1907:ALA:H	2:A:85:MET:HB2	16	0.41
(1,5026)	1:C:1907:ALA:H	2:B:76:CYS:HB3	16	0.41
(1,4811)	1:C:1930:VAL:H	1:C:1929:VAL:HB	5	0.41
(1,4599)	1:C:1917:LEU:HD21	1:C:1914:VAL:HA	5	0.41
(1,4599)	1:C:1917:LEU:HD22	1:C:1914:VAL:HA	5	0.41
(1,4599)	1:C:1917:LEU:HD23	1:C:1914:VAL:HA	5	0.41
(1,4178)	2:A:46:LEU:HD23	1:C:1897:GLN:HG2	14	0.41
(1,4178)	2:A:46:LEU:HD22	1:C:1897:GLN:HG2	14	0.41
(1,4178)	2:A:46:LEU:HD21	1:C:1897:GLN:HG2	14	0.41
(1,4023)	2:B:38:LEU:HD22	1:C:1929:VAL:HG21	5	0.41
(1,4023)	2:B:38:LEU:HD22	1:C:1929:VAL:HG22	5	0.41
(1,4023)	2:B:38:LEU:HD22	1:C:1929:VAL:HG23	5	0.41

Continued on next page...

Continued from previous page...

Key	Atom-1	Atom-2	Model ID	Violation (Å)
(1,4023)	2:B:38:LEU:HD23	1:C:1929:VAL:HG21	5	0.41
(1,4023)	2:B:38:LEU:HD23	1:C:1929:VAL:HG22	5	0.41
(1,4023)	2:B:38:LEU:HD23	1:C:1929:VAL:HG23	5	0.41
(1,4023)	2:B:38:LEU:HD21	1:C:1929:VAL:HG21	5	0.41
(1,4023)	2:B:38:LEU:HD21	1:C:1929:VAL:HG22	5	0.41
(1,4023)	2:B:38:LEU:HD21	1:C:1929:VAL:HG23	5	0.41
(1,3847)	2:B:78:PHE:HD1	1:C:1917:LEU:HD11	7	0.41
(1,3847)	2:B:78:PHE:HD1	1:C:1917:LEU:HD12	7	0.41
(1,3847)	2:B:78:PHE:HD1	1:C:1917:LEU:HD13	7	0.41
(1,3847)	2:B:78:PHE:HD2	1:C:1917:LEU:HD11	7	0.41
(1,3847)	2:B:78:PHE:HD2	1:C:1917:LEU:HD12	7	0.41
(1,3847)	2:B:78:PHE:HD2	1:C:1917:LEU:HD13	7	0.41
(1,2570)	2:B:84:MET:HE1	2:A:72:PHE:HZ	12	0.41
(1,2570)	2:B:84:MET:HE2	2:A:72:PHE:HZ	12	0.41
(1,1853)	2:A:35:LYS:HE3	2:A:35:LYS:H	1	0.41
(1,1044)	2:A:59:MET:HE3	2:A:59:MET:H	18	0.41
(1,1044)	2:A:59:MET:HE1	2:A:59:MET:H	18	0.41
(1,1044)	2:A:59:MET:HE2	2:A:59:MET:H	18	0.41
(1,636)	2:B:76:CYS:HA	2:B:62:LEU:HD11	20	0.4
(1,636)	2:B:76:CYS:HA	2:B:62:LEU:HD13	20	0.4
(1,636)	2:B:76:CYS:HA	2:B:62:LEU:HD12	20	0.4
(1,6033)	2:A:42:LEU:HD12	2:A:37:LEU:HA	18	0.4
(1,6033)	2:A:42:LEU:HD11	2:A:41:GLU:HG2	18	0.4
(1,6033)	2:A:42:LEU:HD13	2:A:41:GLU:HG2	18	0.4
(1,6033)	2:A:42:LEU:HD12	2:A:41:GLU:HG2	18	0.4
(1,5818)	2:B:79:LEU:HD21	2:B:80:SER:HB3	11	0.4
(1,5818)	2:B:79:LEU:HD21	2:B:77:VAL:HA	11	0.4
(1,5818)	2:B:79:LEU:HD21	2:B:45:PHE:HB2	11	0.4
(1,5818)	2:B:79:LEU:HD22	2:B:45:PHE:HB2	11	0.4
(1,5818)	2:B:79:LEU:HD21	2:B:80:SER:HB3	12	0.4
(1,5818)	2:B:79:LEU:HD21	2:B:77:VAL:HA	12	0.4
(1,5818)	2:B:79:LEU:HD21	2:B:45:PHE:HB2	12	0.4
(1,5818)	2:B:79:LEU:HD22	2:B:45:PHE:HB2	12	0.4
(1,5525)	1:C:1909:ALA:HB1	1:C:1912:ARG:HB3	1	0.4
(1,5525)	1:C:1909:ALA:HB2	1:C:1912:ARG:HB3	1	0.4
(1,5525)	1:C:1909:ALA:HB3	1:C:1912:ARG:HB3	1	0.4
(1,5026)	1:C:1907:ALA:H	2:A:85:MET:HG3	8	0.4
(1,5026)	1:C:1907:ALA:H	2:A:85:MET:HB2	8	0.4
(1,5026)	1:C:1907:ALA:H	2:B:76:CYS:HB3	8	0.4
(1,4994)	1:C:1910:MET:H	2:B:73:GLN:HB3	14	0.4
(1,499)	2:B:79:LEU:HD23	2:A:83:ALA:H	13	0.4
(1,499)	2:B:79:LEU:HD21	2:A:83:ALA:H	13	0.4

Continued on next page...

Continued from previous page...

Key	Atom-1	Atom-2	Model ID	Violation (Å)
(1,499)	2:B:79:LEU:HD22	2:A:83:ALA:H	13	0.4
(1,4899)	1:C:1919:ASN:H	1:C:1922:ARG:HB3	18	0.4
(1,4085)	2:B:84:MET:HE2	1:C:1918:LYS:HD2	6	0.4
(1,4085)	2:B:84:MET:HE1	1:C:1918:LYS:HD2	6	0.4
(1,4085)	2:B:84:MET:HE3	1:C:1918:LYS:HD2	6	0.4
(1,4026)	2:B:82:ILE:HD11	1:C:1929:VAL:HG21	7	0.4
(1,4026)	2:B:82:ILE:HD11	1:C:1929:VAL:HG22	7	0.4
(1,4026)	2:B:82:ILE:HD11	1:C:1929:VAL:HG23	7	0.4
(1,4026)	2:B:82:ILE:HD12	1:C:1929:VAL:HG21	7	0.4
(1,4026)	2:B:82:ILE:HD12	1:C:1929:VAL:HG22	7	0.4
(1,4026)	2:B:82:ILE:HD12	1:C:1929:VAL:HG23	7	0.4
(1,3445)	2:B:46:LEU:H	1:C:1929:VAL:HG21	5	0.4
(1,3445)	2:B:46:LEU:H	1:C:1929:VAL:HG22	5	0.4
(1,3445)	2:B:46:LEU:H	1:C:1929:VAL:HG23	5	0.4
(1,2743)	2:A:27:PHE:H	2:A:27:PHE:HD1	16	0.4
(1,2743)	2:A:27:PHE:H	2:A:27:PHE:HD2	16	0.4
(1,1483)	2:A:46:LEU:HD22	1:C:1897:GLN:HG2	7	0.4
(1,1483)	2:A:46:LEU:HD23	1:C:1897:GLN:HG2	7	0.4
(1,1483)	2:A:46:LEU:HD21	1:C:1897:GLN:HG2	7	0.4
(1,636)	2:B:76:CYS:HA	2:B:62:LEU:HD11	14	0.39
(1,636)	2:B:76:CYS:HA	2:B:62:LEU:HD13	14	0.39
(1,636)	2:B:76:CYS:HA	2:B:62:LEU:HD12	14	0.39
(1,5836)	2:B:77:VAL:HG12	2:B:79:LEU:HA	8	0.39
(1,5836)	2:B:77:VAL:HG11	2:B:79:LEU:HA	8	0.39
(1,5836)	2:B:77:VAL:HG13	2:B:79:LEU:HA	8	0.39
(1,5836)	2:B:77:VAL:HG13	2:A:76:CYS:HG	8	0.39
(1,5818)	2:B:79:LEU:HD21	2:B:80:SER:HB3	15	0.39
(1,5818)	2:B:79:LEU:HD21	2:B:77:VAL:HA	15	0.39
(1,5818)	2:B:79:LEU:HD21	2:B:45:PHE:HB2	15	0.39
(1,5818)	2:B:79:LEU:HD22	2:B:45:PHE:HB2	15	0.39
(1,5099)	1:C:1935:ALA:HB1	1:C:1933:ARG:HB3	6	0.39
(1,5099)	1:C:1935:ALA:HB2	1:C:1933:ARG:HB3	6	0.39
(1,5099)	1:C:1935:ALA:HB3	1:C:1933:ARG:HB3	6	0.39
(1,5026)	1:C:1907:ALA:H	2:A:85:MET:HG3	3	0.39
(1,5026)	1:C:1907:ALA:H	2:A:85:MET:HB2	3	0.39
(1,5026)	1:C:1907:ALA:H	2:B:76:CYS:HB3	3	0.39
(1,499)	2:B:79:LEU:HD23	2:A:83:ALA:H	2	0.39
(1,499)	2:B:79:LEU:HD21	2:A:83:ALA:H	2	0.39
(1,499)	2:B:79:LEU:HD22	2:A:83:ALA:H	2	0.39
(1,499)	2:B:79:LEU:HD23	2:A:83:ALA:H	6	0.39
(1,499)	2:B:79:LEU:HD21	2:A:83:ALA:H	6	0.39
(1,499)	2:B:79:LEU:HD22	2:A:83:ALA:H	6	0.39

Continued on next page...

Continued from previous page...

Key	Atom-1	Atom-2	Model ID	Violation (Å)
(1,4879)	1:C:1920:LYS:H	1:C:1926:LEU:HG	13	0.39
(1,4718)	1:C:1898:ARG:H	1:C:1898:ARG:HB3	20	0.39
(1,4167)	2:B:54:ALA:HB3	1:C:1927:PRO:HB3	15	0.39
(1,4167)	2:B:54:ALA:HB1	1:C:1927:PRO:HB3	15	0.39
(1,4167)	2:B:54:ALA:HB2	1:C:1927:PRO:HB3	15	0.39
(1,4167)	2:B:54:ALA:HB3	1:C:1927:PRO:HB2	15	0.39
(1,4167)	2:B:54:ALA:HB1	1:C:1927:PRO:HB2	15	0.39
(1,376)	2:B:82:ILE:HG21	1:C:1929:VAL:HG11	5	0.39
(1,376)	2:B:82:ILE:HG21	1:C:1929:VAL:HG12	5	0.39
(1,376)	2:B:82:ILE:HG21	1:C:1929:VAL:HG13	5	0.39
(1,376)	2:B:82:ILE:HG23	1:C:1929:VAL:HG11	5	0.39
(1,376)	2:B:82:ILE:HG23	1:C:1929:VAL:HG12	5	0.39
(1,376)	2:B:82:ILE:HG23	1:C:1929:VAL:HG13	5	0.39
(1,376)	2:B:82:ILE:HG22	1:C:1929:VAL:HG11	5	0.39
(1,376)	2:B:82:ILE:HG22	1:C:1929:VAL:HG12	5	0.39
(1,376)	2:B:82:ILE:HG22	1:C:1929:VAL:HG13	5	0.39
(1,2884)	2:A:49:ARG:H	1:C:1897:GLN:HE22	13	0.39
(1,2056)	2:B:27:PHE:HA	2:B:75:TYR:HD1	8	0.39
(1,2056)	2:B:27:PHE:HA	2:B:75:TYR:HD2	8	0.39
(1,1853)	2:A:35:LYS:HE3	2:A:35:LYS:H	16	0.39
(1,174)	2:B:85:MET:HE2	2:B:85:MET:HA	1	0.39
(1,1044)	2:A:59:MET:HE3	2:A:59:MET:H	17	0.39
(1,1044)	2:A:59:MET:HE1	2:A:59:MET:H	17	0.39
(1,1044)	2:A:59:MET:HE2	2:A:59:MET:H	17	0.39
(1,6072)	2:B:39:THR:HG23	2:B:36:GLU:HB3	10	0.38
(1,6072)	2:B:39:THR:HG22	2:B:36:GLU:HB3	10	0.38
(1,6072)	2:B:39:THR:HG21	2:B:36:GLU:HB3	10	0.38
(1,6072)	2:B:39:THR:HG23	2:B:40:ARG:HB2	10	0.38
(1,6072)	2:B:39:THR:HG21	2:B:40:ARG:HB2	10	0.38
(1,6072)	2:B:39:THR:HG22	2:B:40:ARG:HB2	10	0.38
(1,5836)	2:B:77:VAL:HG12	2:B:79:LEU:HA	1	0.38
(1,5836)	2:B:77:VAL:HG11	2:B:79:LEU:HA	1	0.38
(1,5836)	2:B:77:VAL:HG13	2:B:79:LEU:HA	1	0.38
(1,5836)	2:B:77:VAL:HG13	2:A:76:CYS:HG	1	0.38
(1,5836)	2:B:77:VAL:HG12	2:B:79:LEU:HA	12	0.38
(1,5836)	2:B:77:VAL:HG11	2:B:79:LEU:HA	12	0.38
(1,5836)	2:B:77:VAL:HG13	2:B:79:LEU:HA	12	0.38
(1,5836)	2:B:77:VAL:HG13	2:A:76:CYS:HG	12	0.38
(1,5818)	2:B:79:LEU:HD21	2:B:80:SER:HB3	1	0.38
(1,5818)	2:B:79:LEU:HD21	2:B:77:VAL:HA	1	0.38
(1,5818)	2:B:79:LEU:HD21	2:B:45:PHE:HB2	1	0.38
(1,5818)	2:B:79:LEU:HD22	2:B:45:PHE:HB2	1	0.38

Continued on next page...

Continued from previous page...

Key	Atom-1	Atom-2	Model ID	Violation (Å)
(1,5537)	1:C:1907:ALA:HA	2:B:73:GLN:HB3	11	0.38
(1,5537)	1:C:1907:ALA:HA	1:C:1905:GLU:HB3	11	0.38
(1,5537)	1:C:1907:ALA:HA	2:A:73:GLN:HB3	11	0.38
(1,5537)	1:C:1907:ALA:HA	1:C:1905:GLU:HB2	11	0.38
(1,5099)	1:C:1935:ALA:HB1	1:C:1933:ARG:HB3	9	0.38
(1,5099)	1:C:1935:ALA:HB2	1:C:1933:ARG:HB3	9	0.38
(1,5099)	1:C:1935:ALA:HB3	1:C:1933:ARG:HB3	9	0.38
(1,4994)	1:C:1910:MET:H	2:B:73:GLN:HB3	15	0.38
(1,4907)	1:C:1918:LYS:H	1:C:1910:MET:HG3	14	0.38
(1,4907)	1:C:1918:LYS:H	1:C:1922:ARG:HB3	14	0.38
(1,4907)	1:C:1918:LYS:H	1:C:1910:MET:HE1	14	0.38
(1,4907)	1:C:1918:LYS:H	1:C:1910:MET:HE2	14	0.38
(1,4907)	1:C:1918:LYS:H	1:C:1910:MET:HE3	14	0.38
(1,4907)	1:C:1918:LYS:H	1:C:1910:MET:HG2	14	0.38
(1,4485)	1:C:1926:LEU:HG	1:C:1924:GLY:H	10	0.38
(1,4485)	1:C:1921:LEU:HB3	1:C:1924:GLY:H	10	0.38
(1,4026)	2:B:82:ILE:HD11	1:C:1929:VAL:HG21	2	0.38
(1,4026)	2:B:82:ILE:HD11	1:C:1929:VAL:HG22	2	0.38
(1,4026)	2:B:82:ILE:HD11	1:C:1929:VAL:HG23	2	0.38
(1,4026)	2:B:82:ILE:HD12	1:C:1929:VAL:HG21	2	0.38
(1,4026)	2:B:82:ILE:HD12	1:C:1929:VAL:HG22	2	0.38
(1,4026)	2:B:82:ILE:HD12	1:C:1929:VAL:HG23	2	0.38
(1,4026)	2:B:82:ILE:HD11	1:C:1929:VAL:HG21	15	0.38
(1,4026)	2:B:82:ILE:HD11	1:C:1929:VAL:HG22	15	0.38
(1,4026)	2:B:82:ILE:HD11	1:C:1929:VAL:HG23	15	0.38
(1,4026)	2:B:82:ILE:HD12	1:C:1929:VAL:HG21	15	0.38
(1,4026)	2:B:82:ILE:HD12	1:C:1929:VAL:HG22	15	0.38
(1,4026)	2:B:82:ILE:HD12	1:C:1929:VAL:HG23	15	0.38
(1,4026)	2:B:82:ILE:HD11	1:C:1929:VAL:HG21	18	0.38
(1,4026)	2:B:82:ILE:HD11	1:C:1929:VAL:HG22	18	0.38
(1,4026)	2:B:82:ILE:HD11	1:C:1929:VAL:HG23	18	0.38
(1,4026)	2:B:82:ILE:HD12	1:C:1929:VAL:HG21	18	0.38
(1,4026)	2:B:82:ILE:HD12	1:C:1929:VAL:HG22	18	0.38
(1,4026)	2:B:82:ILE:HD12	1:C:1929:VAL:HG23	18	0.38
(1,3847)	2:B:78:PHE:HD1	1:C:1917:LEU:HD11	11	0.38
(1,3847)	2:B:78:PHE:HD1	1:C:1917:LEU:HD12	11	0.38
(1,3847)	2:B:78:PHE:HD1	1:C:1917:LEU:HD13	11	0.38
(1,3847)	2:B:78:PHE:HD2	1:C:1917:LEU:HD11	11	0.38
(1,3847)	2:B:78:PHE:HD2	1:C:1917:LEU:HD12	11	0.38
(1,3847)	2:B:78:PHE:HD2	1:C:1917:LEU:HD13	11	0.38
(1,3847)	2:B:78:PHE:HD1	1:C:1917:LEU:HD11	16	0.38
(1,3847)	2:B:78:PHE:HD1	1:C:1917:LEU:HD12	16	0.38

Continued on next page...

Continued from previous page...

Key	Atom-1	Atom-2	Model ID	Violation (Å)
(1,3847)	2:B:78:PHE:HD1	1:C:1917:LEU:HD13	16	0.38
(1,3847)	2:B:78:PHE:HD2	1:C:1917:LEU:HD11	16	0.38
(1,3847)	2:B:78:PHE:HD2	1:C:1917:LEU:HD12	16	0.38
(1,3847)	2:B:78:PHE:HD2	1:C:1917:LEU:HD13	16	0.38
(1,3764)	2:B:97:GLN:H	2:B:96:LYS:HA	11	0.38
(1,2570)	2:B:84:MET:HE1	2:A:72:PHE:HZ	8	0.38
(1,2570)	2:B:84:MET:HE2	2:A:72:PHE:HZ	8	0.38
(1,2570)	2:B:84:MET:HE1	2:A:72:PHE:HZ	11	0.38
(1,2570)	2:B:84:MET:HE2	2:A:72:PHE:HZ	11	0.38
(1,2065)	2:B:26:LYS:HD3	2:B:28:LYS:H	6	0.38
(1,2065)	2:B:26:LYS:HD2	2:B:28:LYS:H	6	0.38
(1,2056)	2:B:27:PHE:HA	2:B:75:TYR:HD1	15	0.38
(1,2056)	2:B:27:PHE:HA	2:B:75:TYR:HD2	15	0.38
(1,1853)	2:A:35:LYS:HE3	2:A:35:LYS:H	5	0.38
(1,1853)	2:A:35:LYS:HE3	2:A:35:LYS:H	17	0.38
(1,1044)	2:A:59:MET:HE3	2:A:59:MET:H	10	0.38
(1,1044)	2:A:59:MET:HE1	2:A:59:MET:H	10	0.38
(1,1044)	2:A:59:MET:HE2	2:A:59:MET:H	10	0.38
(1,6041)	2:A:42:LEU:HD12	2:A:39:THR:H	8	0.37
(1,6041)	2:A:42:LEU:HD11	2:A:39:THR:H	8	0.37
(1,6041)	2:A:42:LEU:HD13	2:A:39:THR:H	8	0.37
(1,6041)	2:A:42:LEU:HD12	2:A:45:PHE:H	8	0.37
(1,6041)	2:A:42:LEU:HD11	2:A:45:PHE:H	8	0.37
(1,6033)	2:A:42:LEU:HD12	2:A:37:LEU:HA	3	0.37
(1,6033)	2:A:42:LEU:HD11	2:A:41:GLU:HG2	3	0.37
(1,6033)	2:A:42:LEU:HD13	2:A:41:GLU:HG2	3	0.37
(1,6033)	2:A:42:LEU:HD12	2:A:41:GLU:HG2	3	0.37
(1,5836)	2:B:77:VAL:HG12	2:B:79:LEU:HA	10	0.37
(1,5836)	2:B:77:VAL:HG11	2:B:79:LEU:HA	10	0.37
(1,5836)	2:B:77:VAL:HG13	2:B:79:LEU:HA	10	0.37
(1,5836)	2:B:77:VAL:HG13	2:A:76:CYS:HG	10	0.37
(1,5836)	2:B:77:VAL:HG12	2:B:79:LEU:HA	15	0.37
(1,5836)	2:B:77:VAL:HG11	2:B:79:LEU:HA	15	0.37
(1,5836)	2:B:77:VAL:HG13	2:B:79:LEU:HA	15	0.37
(1,5836)	2:B:77:VAL:HG13	2:A:76:CYS:HG	15	0.37
(1,5836)	2:B:77:VAL:HG12	2:B:79:LEU:HA	17	0.37
(1,5836)	2:B:77:VAL:HG11	2:B:79:LEU:HA	17	0.37
(1,5836)	2:B:77:VAL:HG13	2:B:79:LEU:HA	17	0.37
(1,5836)	2:B:77:VAL:HG13	2:A:76:CYS:HG	17	0.37
(1,5818)	2:B:79:LEU:HD21	2:B:80:SER:HB3	7	0.37
(1,5818)	2:B:79:LEU:HD21	2:B:77:VAL:HA	7	0.37
(1,5818)	2:B:79:LEU:HD21	2:B:45:PHE:HB2	7	0.37

Continued on next page...

Continued from previous page...

Key	Atom-1	Atom-2	Model ID	Violation (Å)
(1,5818)	2:B:79:LEU:HD22	2:B:45:PHE:HB2	7	0.37
(1,5639)	1:C:1901:GLU:HB2	1:C:1905:GLU:HB2	4	0.37
(1,5639)	1:C:1901:GLU:HB2	1:C:1905:GLU:HB3	4	0.37
(1,5570)	1:C:1906:THR:HG21	1:C:1905:GLU:HG2	20	0.37
(1,5570)	1:C:1906:THR:HG22	1:C:1905:GLU:HG2	20	0.37
(1,5570)	1:C:1906:THR:HG23	1:C:1905:GLU:HG2	20	0.37
(1,5546)	1:C:1907:ALA:HB1	2:A:85:MET:HE2	14	0.37
(1,5546)	1:C:1907:ALA:HB2	2:A:85:MET:HE2	14	0.37
(1,5546)	1:C:1907:ALA:HB3	2:A:85:MET:HE2	14	0.37
(1,5546)	1:C:1907:ALA:HB1	2:A:85:MET:HE3	14	0.37
(1,5546)	1:C:1907:ALA:HB2	2:A:85:MET:HE3	14	0.37
(1,5546)	1:C:1907:ALA:HB3	2:A:85:MET:HE3	14	0.37
(1,5546)	1:C:1907:ALA:HB1	2:A:85:MET:HE1	14	0.37
(1,5546)	1:C:1907:ALA:HB2	2:A:85:MET:HE1	14	0.37
(1,5546)	1:C:1907:ALA:HB3	2:A:85:MET:HE1	14	0.37
(1,5395)	1:C:1914:VAL:HG11	2:A:75:TYR:HB2	12	0.37
(1,5395)	1:C:1914:VAL:HG12	2:A:75:TYR:HB2	12	0.37
(1,5395)	1:C:1914:VAL:HG13	2:A:75:TYR:HB2	12	0.37
(1,5395)	1:C:1914:VAL:HG11	2:B:79:LEU:HA	12	0.37
(1,5395)	1:C:1914:VAL:HG12	2:B:79:LEU:HA	12	0.37
(1,5395)	1:C:1914:VAL:HG13	2:B:79:LEU:HA	12	0.37
(1,5395)	1:C:1914:VAL:HG11	1:C:1912:ARG:HD2	12	0.37
(1,5395)	1:C:1914:VAL:HG12	1:C:1912:ARG:HD2	12	0.37
(1,5395)	1:C:1914:VAL:HG13	1:C:1912:ARG:HD2	12	0.37
(1,5026)	1:C:1907:ALA:H	2:A:85:MET:HG3	11	0.37
(1,5026)	1:C:1907:ALA:H	2:A:85:MET:HB2	11	0.37
(1,5026)	1:C:1907:ALA:H	2:B:76:CYS:HB3	11	0.37
(1,4879)	1:C:1920:LYS:H	1:C:1926:LEU:HG	10	0.37
(1,4631)	1:C:1912:ARG:HB3	1:C:1909:ALA:HA	1	0.37
(1,4060)	2:B:85:MET:HE1	1:C:1928:PHE:HB3	9	0.37
(1,4060)	2:B:85:MET:HE3	1:C:1928:PHE:HB3	9	0.37
(1,4026)	2:B:82:ILE:HD11	1:C:1929:VAL:HG21	1	0.37
(1,4026)	2:B:82:ILE:HD11	1:C:1929:VAL:HG22	1	0.37
(1,4026)	2:B:82:ILE:HD11	1:C:1929:VAL:HG23	1	0.37
(1,4026)	2:B:82:ILE:HD12	1:C:1929:VAL:HG21	1	0.37
(1,4026)	2:B:82:ILE:HD12	1:C:1929:VAL:HG22	1	0.37
(1,4026)	2:B:82:ILE:HD12	1:C:1929:VAL:HG23	1	0.37
(1,4026)	2:B:82:ILE:HD11	1:C:1929:VAL:HG21	12	0.37
(1,4026)	2:B:82:ILE:HD11	1:C:1929:VAL:HG22	12	0.37
(1,4026)	2:B:82:ILE:HD11	1:C:1929:VAL:HG23	12	0.37
(1,4026)	2:B:82:ILE:HD12	1:C:1929:VAL:HG21	12	0.37
(1,4026)	2:B:82:ILE:HD12	1:C:1929:VAL:HG22	12	0.37

Continued on next page...

Continued from previous page...

Key	Atom-1	Atom-2	Model ID	Violation (Å)
(1,4026)	2:B:82:ILE:HD12	1:C:1929:VAL:HG23	12	0.37
(1,4026)	2:B:82:ILE:HD11	1:C:1929:VAL:HG21	19	0.37
(1,4026)	2:B:82:ILE:HD11	1:C:1929:VAL:HG22	19	0.37
(1,4026)	2:B:82:ILE:HD11	1:C:1929:VAL:HG23	19	0.37
(1,4026)	2:B:82:ILE:HD12	1:C:1929:VAL:HG21	19	0.37
(1,4026)	2:B:82:ILE:HD12	1:C:1929:VAL:HG22	19	0.37
(1,4026)	2:B:82:ILE:HD12	1:C:1929:VAL:HG23	19	0.37
(1,4026)	2:B:82:ILE:HD11	1:C:1929:VAL:HG21	20	0.37
(1,4026)	2:B:82:ILE:HD11	1:C:1929:VAL:HG22	20	0.37
(1,4026)	2:B:82:ILE:HD11	1:C:1929:VAL:HG23	20	0.37
(1,4026)	2:B:82:ILE:HD12	1:C:1929:VAL:HG21	20	0.37
(1,4026)	2:B:82:ILE:HD12	1:C:1929:VAL:HG22	20	0.37
(1,4026)	2:B:82:ILE:HD12	1:C:1929:VAL:HG23	20	0.37
(1,4002)	2:B:58:LEU:HD13	1:C:1928:PHE:HB2	9	0.37
(1,4002)	2:B:58:LEU:HD12	1:C:1928:PHE:HB2	9	0.37
(1,4002)	2:B:58:LEU:HD11	1:C:1928:PHE:HB2	9	0.37
(1,2993)	2:A:62:LEU:H	2:A:60:SER:HB3	6	0.37
(1,2743)	2:A:27:PHE:H	2:A:27:PHE:HD1	20	0.37
(1,2743)	2:A:27:PHE:H	2:A:27:PHE:HD2	20	0.37
(1,2570)	2:B:84:MET:HE1	2:A:72:PHE:HZ	9	0.37
(1,2570)	2:B:84:MET:HE2	2:A:72:PHE:HZ	9	0.37
(1,2570)	2:B:84:MET:HE1	2:A:72:PHE:HZ	15	0.37
(1,2570)	2:B:84:MET:HE2	2:A:72:PHE:HZ	15	0.37
(1,240)	2:B:84:MET:HE2	1:C:1918:LYS:HD2	18	0.37
(1,240)	2:B:84:MET:HE3	1:C:1918:LYS:HD2	18	0.37
(1,240)	2:B:84:MET:HE1	1:C:1918:LYS:HD2	18	0.37
(1,2056)	2:B:27:PHE:HA	2:B:75:TYR:HD1	3	0.37
(1,2056)	2:B:27:PHE:HA	2:B:75:TYR:HD2	3	0.37
(1,2056)	2:B:27:PHE:HA	2:B:75:TYR:HD1	16	0.37
(1,2056)	2:B:27:PHE:HA	2:B:75:TYR:HD2	16	0.37
(1,1044)	2:A:59:MET:HE3	2:A:59:MET:H	14	0.37
(1,1044)	2:A:59:MET:HE1	2:A:59:MET:H	14	0.37
(1,1044)	2:A:59:MET:HE2	2:A:59:MET:H	14	0.37
(2,49)	1:C:1935:ALA:HB1	1:C:1932:ARG:HA	2	0.36
(2,49)	1:C:1935:ALA:HB2	1:C:1932:ARG:HA	2	0.36
(2,49)	1:C:1935:ALA:HB3	1:C:1932:ARG:HA	2	0.36
(2,46)	1:C:1916:SER:H	1:C:1912:ARG:HB2	13	0.36
(1,6482)	2:B:11:VAL:HG11	2:B:7:LYS:HE3	11	0.36
(1,6482)	2:A:11:VAL:HG11	2:A:7:LYS:HE3	11	0.36
(1,6482)	2:B:11:VAL:HG12	2:B:7:LYS:HE3	11	0.36
(1,6482)	2:A:11:VAL:HG12	2:A:7:LYS:HE3	11	0.36
(1,6482)	2:A:11:VAL:HG13	2:A:7:LYS:HE3	11	0.36

Continued on next page...

Continued from previous page...

Key	Atom-1	Atom-2	Model ID	Violation (Å)
(1,6482)	2:B:11:VAL:HG13	2:B:7:LYS:HE3	11	0.36
(1,6482)	2:A:11:VAL:HG13	2:A:7:LYS:HE2	11	0.36
(1,6482)	2:A:11:VAL:HG11	2:A:7:LYS:HE2	11	0.36
(1,6482)	2:B:11:VAL:HG12	2:B:7:LYS:HE2	11	0.36
(1,6482)	2:A:11:VAL:HG12	2:A:7:LYS:HE2	11	0.36
(1,636)	2:B:76:CYS:HA	2:B:62:LEU:HD11	1	0.36
(1,636)	2:B:76:CYS:HA	2:B:62:LEU:HD13	1	0.36
(1,636)	2:B:76:CYS:HA	2:B:62:LEU:HD12	1	0.36
(1,636)	2:B:76:CYS:HA	2:B:62:LEU:HD11	15	0.36
(1,636)	2:B:76:CYS:HA	2:B:62:LEU:HD13	15	0.36
(1,636)	2:B:76:CYS:HA	2:B:62:LEU:HD12	15	0.36
(1,6041)	2:A:42:LEU:HD12	2:A:39:THR:H	3	0.36
(1,6041)	2:A:42:LEU:HD11	2:A:39:THR:H	3	0.36
(1,6041)	2:A:42:LEU:HD13	2:A:39:THR:H	3	0.36
(1,6041)	2:A:42:LEU:HD12	2:A:45:PHE:H	3	0.36
(1,6041)	2:A:42:LEU:HD11	2:A:45:PHE:H	3	0.36
(1,5818)	2:B:79:LEU:HD21	2:B:80:SER:HB3	4	0.36
(1,5818)	2:B:79:LEU:HD21	2:B:77:VAL:HA	4	0.36
(1,5818)	2:B:79:LEU:HD21	2:B:45:PHE:HB2	4	0.36
(1,5818)	2:B:79:LEU:HD22	2:B:45:PHE:HB2	4	0.36
(1,5818)	2:B:79:LEU:HD21	2:B:80:SER:HB3	20	0.36
(1,5818)	2:B:79:LEU:HD21	2:B:77:VAL:HA	20	0.36
(1,5818)	2:B:79:LEU:HD21	2:B:45:PHE:HB2	20	0.36
(1,5818)	2:B:79:LEU:HD22	2:B:45:PHE:HB2	20	0.36
(1,5620)	1:C:1903:ALA:HB1	1:C:1898:ARG:HD3	4	0.36
(1,5620)	1:C:1903:ALA:HB2	1:C:1898:ARG:HD3	4	0.36
(1,5620)	1:C:1903:ALA:HB3	1:C:1898:ARG:HD3	4	0.36
(1,5620)	1:C:1903:ALA:HB1	2:A:89:PHE:HB2	4	0.36
(1,5620)	1:C:1903:ALA:HB2	2:A:89:PHE:HB2	4	0.36
(1,5620)	1:C:1903:ALA:HB3	2:A:89:PHE:HB2	4	0.36
(1,5546)	1:C:1907:ALA:HB1	2:A:85:MET:HE2	13	0.36
(1,5546)	1:C:1907:ALA:HB2	2:A:85:MET:HE2	13	0.36
(1,5546)	1:C:1907:ALA:HB3	2:A:85:MET:HE2	13	0.36
(1,5546)	1:C:1907:ALA:HB1	2:A:85:MET:HE3	13	0.36
(1,5546)	1:C:1907:ALA:HB2	2:A:85:MET:HE3	13	0.36
(1,5546)	1:C:1907:ALA:HB3	2:A:85:MET:HE3	13	0.36
(1,5546)	1:C:1907:ALA:HB1	2:A:85:MET:HE1	13	0.36
(1,5546)	1:C:1907:ALA:HB2	2:A:85:MET:HE1	13	0.36
(1,5546)	1:C:1907:ALA:HB3	2:A:85:MET:HE1	13	0.36
(1,5537)	1:C:1907:ALA:HA	2:B:73:GLN:HB3	4	0.36
(1,5537)	1:C:1907:ALA:HA	1:C:1905:GLU:HB3	4	0.36
(1,5537)	1:C:1907:ALA:HA	2:A:73:GLN:HB3	4	0.36

Continued on next page...

Continued from previous page...

Key	Atom-1	Atom-2	Model ID	Violation (Å)
(1,5537)	1:C:1907:ALA:HA	1:C:1905:GLU:HB2	4	0.36
(1,5537)	1:C:1907:ALA:HA	2:B:73:GLN:HB3	10	0.36
(1,5537)	1:C:1907:ALA:HA	1:C:1905:GLU:HB3	10	0.36
(1,5537)	1:C:1907:ALA:HA	2:A:73:GLN:HB3	10	0.36
(1,5537)	1:C:1907:ALA:HA	1:C:1905:GLU:HB2	10	0.36
(1,5537)	1:C:1907:ALA:HA	2:B:73:GLN:HB3	20	0.36
(1,5537)	1:C:1907:ALA:HA	1:C:1905:GLU:HB3	20	0.36
(1,5537)	1:C:1907:ALA:HA	2:A:73:GLN:HB3	20	0.36
(1,5537)	1:C:1907:ALA:HA	1:C:1905:GLU:HB2	20	0.36
(1,5360)	1:C:1917:LEU:HD21	1:C:1918:LYS:HE3	1	0.36
(1,5360)	1:C:1917:LEU:HD22	1:C:1918:LYS:HE3	1	0.36
(1,5360)	1:C:1917:LEU:HD23	1:C:1918:LYS:HE3	1	0.36
(1,5360)	1:C:1917:LEU:HD21	1:C:1918:LYS:HE2	1	0.36
(1,5360)	1:C:1917:LEU:HD22	1:C:1918:LYS:HE2	1	0.36
(1,5360)	1:C:1917:LEU:HD23	1:C:1918:LYS:HE2	1	0.36
(1,5287)	1:C:1921:LEU:HD21	1:C:1917:LEU:HD21	10	0.36
(1,5287)	1:C:1921:LEU:HD21	1:C:1917:LEU:HD22	10	0.36
(1,5287)	1:C:1921:LEU:HD21	1:C:1917:LEU:HD23	10	0.36
(1,5287)	1:C:1921:LEU:HD22	1:C:1917:LEU:HD21	10	0.36
(1,5287)	1:C:1921:LEU:HD22	1:C:1917:LEU:HD22	10	0.36
(1,5287)	1:C:1921:LEU:HD22	1:C:1917:LEU:HD23	10	0.36
(1,5287)	1:C:1921:LEU:HD23	1:C:1917:LEU:HD21	10	0.36
(1,5287)	1:C:1921:LEU:HD23	1:C:1917:LEU:HD22	10	0.36
(1,5287)	1:C:1921:LEU:HD23	1:C:1917:LEU:HD23	10	0.36
(1,4994)	1:C:1910:MET:H	2:B:73:GLN:HB3	12	0.36
(1,499)	2:B:79:LEU:HD23	2:A:83:ALA:H	19	0.36
(1,499)	2:B:79:LEU:HD21	2:A:83:ALA:H	19	0.36
(1,499)	2:B:79:LEU:HD22	2:A:83:ALA:H	19	0.36
(1,4691)	2:B:74:GLU:HG3	1:C:1921:LEU:HD11	14	0.36
(1,4691)	2:B:74:GLU:HG3	1:C:1921:LEU:HD12	14	0.36
(1,4691)	2:B:74:GLU:HG3	1:C:1921:LEU:HD13	14	0.36
(1,4691)	2:B:76:CYS:HB3	1:C:1921:LEU:HD11	14	0.36
(1,4691)	2:B:76:CYS:HB3	1:C:1921:LEU:HD12	14	0.36
(1,4691)	2:B:76:CYS:HB3	1:C:1921:LEU:HD13	14	0.36
(1,4691)	2:B:74:GLU:HG3	1:C:1926:LEU:HD11	14	0.36
(1,4691)	2:B:74:GLU:HG3	1:C:1926:LEU:HD12	14	0.36
(1,4691)	2:B:74:GLU:HG3	1:C:1926:LEU:HD13	14	0.36
(1,4564)	1:C:1917:LEU:HD21	1:C:1917:LEU:HB3	8	0.36
(1,4564)	1:C:1917:LEU:HD22	1:C:1917:LEU:HB3	8	0.36
(1,4564)	1:C:1917:LEU:HD23	1:C:1917:LEU:HB3	8	0.36
(1,4167)	2:B:54:ALA:HB3	1:C:1927:PRO:HB3	12	0.36
(1,4167)	2:B:54:ALA:HB1	1:C:1927:PRO:HB3	12	0.36

Continued on next page...

Continued from previous page...

Key	Atom-1	Atom-2	Model ID	Violation (Å)
(1,4167)	2:B:54:ALA:HB2	1:C:1927:PRO:HB3	12	0.36
(1,4167)	2:B:54:ALA:HB3	1:C:1927:PRO:HB2	12	0.36
(1,4167)	2:B:54:ALA:HB1	1:C:1927:PRO:HB2	12	0.36
(1,4060)	2:B:85:MET:HE1	1:C:1928:PHE:HB3	16	0.36
(1,4060)	2:B:85:MET:HE3	1:C:1928:PHE:HB3	16	0.36
(1,3979)	2:B:62:LEU:HD13	1:C:1918:LYS:HD3	14	0.36
(1,3979)	2:B:62:LEU:HD12	1:C:1918:LYS:HD3	14	0.36
(1,3979)	2:B:62:LEU:HD11	1:C:1918:LYS:HD3	14	0.36
(1,3979)	2:B:62:LEU:HD12	1:C:1920:LYS:HG3	14	0.36
(1,3979)	2:B:62:LEU:HD13	1:C:1920:LYS:HG3	14	0.36
(1,3979)	2:B:62:LEU:HD11	1:C:1920:LYS:HG3	14	0.36
(1,3847)	2:B:78:PHE:HD1	1:C:1917:LEU:HD11	15	0.36
(1,3847)	2:B:78:PHE:HD1	1:C:1917:LEU:HD12	15	0.36
(1,3847)	2:B:78:PHE:HD1	1:C:1917:LEU:HD13	15	0.36
(1,3847)	2:B:78:PHE:HD2	1:C:1917:LEU:HD11	15	0.36
(1,3847)	2:B:78:PHE:HD2	1:C:1917:LEU:HD12	15	0.36
(1,3847)	2:B:78:PHE:HD2	1:C:1917:LEU:HD13	15	0.36
(1,2993)	2:A:62:LEU:H	2:A:60:SER:HB3	14	0.36
(1,2570)	2:B:84:MET:HE1	2:A:72:PHE:HZ	14	0.36
(1,2570)	2:B:84:MET:HE2	2:A:72:PHE:HZ	14	0.36
(1,245)	2:B:84:MET:HE2	2:B:85:MET:HG2	8	0.36
(1,245)	2:B:84:MET:HE1	2:B:85:MET:HG2	8	0.36
(1,245)	2:B:84:MET:HE2	2:B:85:MET:HG2	19	0.36
(1,245)	2:B:84:MET:HE1	2:B:85:MET:HG2	19	0.36
(1,243)	2:B:84:MET:HE2	2:B:85:MET:HB2	18	0.36
(1,243)	2:B:84:MET:HE1	2:B:85:MET:HB2	18	0.36
(1,2024)	2:A:29:LEU:HD13	2:A:72:PHE:HE1	17	0.36
(1,2024)	2:A:29:LEU:HD13	2:A:72:PHE:HE2	17	0.36
(1,2024)	2:A:29:LEU:HD12	2:A:72:PHE:HE1	17	0.36
(1,2024)	2:A:29:LEU:HD12	2:A:72:PHE:HE2	17	0.36
(1,2024)	2:A:29:LEU:HD11	2:A:72:PHE:HE1	17	0.36
(1,2024)	2:A:29:LEU:HD11	2:A:72:PHE:HE2	17	0.36
(1,174)	2:B:85:MET:HE2	2:B:85:MET:HA	9	0.36
(1,174)	2:B:85:MET:HE2	2:B:85:MET:HA	10	0.36
(1,174)	2:B:85:MET:HE2	2:B:85:MET:HA	12	0.36
(1,174)	2:B:85:MET:HE2	2:B:85:MET:HA	14	0.36
(1,126)	2:A:85:MET:HE2	1:C:1898:ARG:H	2	0.36
(1,126)	2:A:85:MET:HE1	1:C:1898:ARG:H	2	0.36
(1,1044)	2:A:59:MET:HE3	2:A:59:MET:H	9	0.36
(1,1044)	2:A:59:MET:HE1	2:A:59:MET:H	9	0.36
(1,1044)	2:A:59:MET:HE2	2:A:59:MET:H	9	0.36
(2,45)	1:C:1918:LYS:H	1:C:1916:SER:HB2	12	0.35

Continued on next page...

Continued from previous page...

Key	Atom-1	Atom-2	Model ID	Violation (Å)
(1,6415)	2:A:13:VAL:HG13	2:A:72:PHE:HA	2	0.35
(1,6415)	2:A:13:VAL:HG11	2:A:72:PHE:HA	2	0.35
(1,6415)	2:A:13:VAL:HG12	2:A:72:PHE:HA	2	0.35
(1,6415)	2:A:13:VAL:HG12	2:B:89:PHE:HB2	2	0.35
(1,6415)	2:A:13:VAL:HG13	2:B:89:PHE:HB2	2	0.35
(1,636)	2:B:76:CYS:HA	2:B:62:LEU:HD11	4	0.35
(1,636)	2:B:76:CYS:HA	2:B:62:LEU:HD13	4	0.35
(1,636)	2:B:76:CYS:HA	2:B:62:LEU:HD12	4	0.35
(1,6072)	2:B:39:THR:HG23	2:B:36:GLU:HB3	11	0.35
(1,6072)	2:B:39:THR:HG22	2:B:36:GLU:HB3	11	0.35
(1,6072)	2:B:39:THR:HG21	2:B:36:GLU:HB3	11	0.35
(1,6072)	2:B:39:THR:HG23	2:B:40:ARG:HB2	11	0.35
(1,6072)	2:B:39:THR:HG21	2:B:40:ARG:HB2	11	0.35
(1,6072)	2:B:39:THR:HG22	2:B:40:ARG:HB2	11	0.35
(1,6072)	2:B:39:THR:HG23	2:B:36:GLU:HB3	15	0.35
(1,6072)	2:B:39:THR:HG22	2:B:36:GLU:HB3	15	0.35
(1,6072)	2:B:39:THR:HG21	2:B:36:GLU:HB3	15	0.35
(1,6072)	2:B:39:THR:HG23	2:B:40:ARG:HB2	15	0.35
(1,6072)	2:B:39:THR:HG21	2:B:40:ARG:HB2	15	0.35
(1,6072)	2:B:39:THR:HG22	2:B:40:ARG:HB2	15	0.35
(1,6041)	2:A:42:LEU:HD12	2:A:39:THR:H	1	0.35
(1,6041)	2:A:42:LEU:HD11	2:A:39:THR:H	1	0.35
(1,6041)	2:A:42:LEU:HD13	2:A:39:THR:H	1	0.35
(1,6041)	2:A:42:LEU:HD12	2:A:45:PHE:H	1	0.35
(1,6041)	2:A:42:LEU:HD11	2:A:45:PHE:H	1	0.35
(1,6041)	2:A:42:LEU:HD12	2:A:39:THR:H	2	0.35
(1,6041)	2:A:42:LEU:HD11	2:A:39:THR:H	2	0.35
(1,6041)	2:A:42:LEU:HD13	2:A:39:THR:H	2	0.35
(1,6041)	2:A:42:LEU:HD12	2:A:45:PHE:H	2	0.35
(1,6041)	2:A:42:LEU:HD11	2:A:45:PHE:H	2	0.35
(1,6041)	2:A:42:LEU:HD12	2:A:39:THR:H	6	0.35
(1,6041)	2:A:42:LEU:HD11	2:A:39:THR:H	6	0.35
(1,6041)	2:A:42:LEU:HD13	2:A:39:THR:H	6	0.35
(1,6041)	2:A:42:LEU:HD12	2:A:45:PHE:H	6	0.35
(1,6041)	2:A:42:LEU:HD11	2:A:45:PHE:H	6	0.35
(1,6033)	2:A:42:LEU:HD12	2:A:37:LEU:HA	1	0.35
(1,6033)	2:A:42:LEU:HD11	2:A:41:GLU:HG2	1	0.35
(1,6033)	2:A:42:LEU:HD13	2:A:41:GLU:HG2	1	0.35
(1,6033)	2:A:42:LEU:HD12	2:A:41:GLU:HG2	1	0.35
(1,6033)	2:A:42:LEU:HD12	2:A:37:LEU:HA	8	0.35
(1,6033)	2:A:42:LEU:HD11	2:A:41:GLU:HG2	8	0.35
(1,6033)	2:A:42:LEU:HD13	2:A:41:GLU:HG2	8	0.35

Continued on next page...

Continued from previous page...

Key	Atom-1	Atom-2	Model ID	Violation (Å)
(1,6033)	2:A:42:LEU:HD12	2:A:41:GLU:HG2	8	0.35
(1,5836)	2:B:77:VAL:HG12	2:B:79:LEU:HA	9	0.35
(1,5836)	2:B:77:VAL:HG11	2:B:79:LEU:HA	9	0.35
(1,5836)	2:B:77:VAL:HG13	2:B:79:LEU:HA	9	0.35
(1,5836)	2:B:77:VAL:HG13	2:A:76:CYS:HG	9	0.35
(1,5836)	2:B:77:VAL:HG12	2:B:79:LEU:HA	11	0.35
(1,5836)	2:B:77:VAL:HG11	2:B:79:LEU:HA	11	0.35
(1,5836)	2:B:77:VAL:HG13	2:B:79:LEU:HA	11	0.35
(1,5836)	2:B:77:VAL:HG13	2:A:76:CYS:HG	11	0.35
(1,5836)	2:B:77:VAL:HG12	2:B:79:LEU:HA	18	0.35
(1,5836)	2:B:77:VAL:HG11	2:B:79:LEU:HA	18	0.35
(1,5836)	2:B:77:VAL:HG13	2:B:79:LEU:HA	18	0.35
(1,5836)	2:B:77:VAL:HG13	2:A:76:CYS:HG	18	0.35
(1,5546)	1:C:1907:ALA:HB1	2:A:85:MET:HE2	1	0.35
(1,5546)	1:C:1907:ALA:HB2	2:A:85:MET:HE2	1	0.35
(1,5546)	1:C:1907:ALA:HB3	2:A:85:MET:HE2	1	0.35
(1,5546)	1:C:1907:ALA:HB1	2:A:85:MET:HE3	1	0.35
(1,5546)	1:C:1907:ALA:HB2	2:A:85:MET:HE3	1	0.35
(1,5546)	1:C:1907:ALA:HB3	2:A:85:MET:HE3	1	0.35
(1,5546)	1:C:1907:ALA:HB1	2:A:85:MET:HE1	1	0.35
(1,5546)	1:C:1907:ALA:HB2	2:A:85:MET:HE1	1	0.35
(1,5546)	1:C:1907:ALA:HB3	2:A:85:MET:HE1	1	0.35
(1,5537)	1:C:1907:ALA:HA	2:B:73:GLN:HB3	12	0.35
(1,5537)	1:C:1907:ALA:HA	1:C:1905:GLU:HB3	12	0.35
(1,5537)	1:C:1907:ALA:HA	2:A:73:GLN:HB3	12	0.35
(1,5537)	1:C:1907:ALA:HA	1:C:1905:GLU:HB2	12	0.35
(1,5462)	1:C:1911:ASN:HB3	1:C:1914:VAL:HG21	10	0.35
(1,5462)	1:C:1911:ASN:HB3	1:C:1914:VAL:HG22	10	0.35
(1,5462)	1:C:1911:ASN:HB3	1:C:1914:VAL:HG23	10	0.35
(1,5406)	1:C:1914:VAL:HG11	1:C:1918:LYS:HA	11	0.35
(1,5406)	1:C:1914:VAL:HG12	1:C:1918:LYS:HA	11	0.35
(1,5406)	1:C:1914:VAL:HG13	1:C:1918:LYS:HA	11	0.35
(1,499)	2:B:79:LEU:HD23	2:A:83:ALA:H	4	0.35
(1,499)	2:B:79:LEU:HD21	2:A:83:ALA:H	4	0.35
(1,499)	2:B:79:LEU:HD22	2:A:83:ALA:H	4	0.35
(1,4899)	1:C:1919:ASN:H	1:C:1922:ARG:HB3	14	0.35
(1,4533)	1:C:1923:ARG:HB3	1:C:1920:LYS:HA	4	0.35
(1,4167)	2:B:54:ALA:HB3	1:C:1927:PRO:HB3	4	0.35
(1,4167)	2:B:54:ALA:HB1	1:C:1927:PRO:HB3	4	0.35
(1,4167)	2:B:54:ALA:HB2	1:C:1927:PRO:HB3	4	0.35
(1,4167)	2:B:54:ALA:HB3	1:C:1927:PRO:HB2	4	0.35
(1,4167)	2:B:54:ALA:HB1	1:C:1927:PRO:HB2	4	0.35

Continued on next page...

Continued from previous page...

Key	Atom-1	Atom-2	Model ID	Violation (Å)
(1,4125)	2:A:76:CYS:HB3	1:C:1910:MET:HG2	2	0.35
(1,4125)	2:A:76:CYS:HB3	1:C:1910:MET:HG3	2	0.35
(1,4060)	2:B:85:MET:HE1	1:C:1928:PHE:HB3	4	0.35
(1,4060)	2:B:85:MET:HE3	1:C:1928:PHE:HB3	4	0.35
(1,4055)	2:B:85:MET:HE2	1:C:1918:LYS:HG2	19	0.35
(1,4026)	2:B:82:ILE:HD11	1:C:1929:VAL:HG21	11	0.35
(1,4026)	2:B:82:ILE:HD11	1:C:1929:VAL:HG22	11	0.35
(1,4026)	2:B:82:ILE:HD11	1:C:1929:VAL:HG23	11	0.35
(1,4026)	2:B:82:ILE:HD12	1:C:1929:VAL:HG21	11	0.35
(1,4026)	2:B:82:ILE:HD12	1:C:1929:VAL:HG22	11	0.35
(1,4026)	2:B:82:ILE:HD12	1:C:1929:VAL:HG23	11	0.35
(1,4026)	2:B:82:ILE:HD11	1:C:1929:VAL:HG21	16	0.35
(1,4026)	2:B:82:ILE:HD11	1:C:1929:VAL:HG22	16	0.35
(1,4026)	2:B:82:ILE:HD11	1:C:1929:VAL:HG23	16	0.35
(1,4026)	2:B:82:ILE:HD12	1:C:1929:VAL:HG21	16	0.35
(1,4026)	2:B:82:ILE:HD12	1:C:1929:VAL:HG22	16	0.35
(1,4026)	2:B:82:ILE:HD12	1:C:1929:VAL:HG23	16	0.35
(1,3847)	2:B:78:PHE:HD1	1:C:1917:LEU:HD11	14	0.35
(1,3847)	2:B:78:PHE:HD1	1:C:1917:LEU:HD12	14	0.35
(1,3847)	2:B:78:PHE:HD1	1:C:1917:LEU:HD13	14	0.35
(1,3847)	2:B:78:PHE:HD2	1:C:1917:LEU:HD11	14	0.35
(1,3847)	2:B:78:PHE:HD2	1:C:1917:LEU:HD12	14	0.35
(1,3847)	2:B:78:PHE:HD2	1:C:1917:LEU:HD13	14	0.35
(1,2904)	2:A:51:ASP:H	2:A:46:LEU:HB3	20	0.35
(1,245)	2:B:84:MET:HE2	2:B:85:MET:HG2	18	0.35
(1,245)	2:B:84:MET:HE1	2:B:85:MET:HG2	18	0.35
(1,2056)	2:B:27:PHE:HA	2:B:75:TYR:HD1	11	0.35
(1,2056)	2:B:27:PHE:HA	2:B:75:TYR:HD2	11	0.35
(1,2056)	2:B:27:PHE:HA	2:B:75:TYR:HD1	18	0.35
(1,2056)	2:B:27:PHE:HA	2:B:75:TYR:HD2	18	0.35
(1,174)	2:B:85:MET:HE2	2:B:85:MET:HA	2	0.35
(1,174)	2:B:85:MET:HE2	2:B:85:MET:HA	18	0.35
(1,6434)	2:B:12:MET:HE1	2:A:9:LEU:HD21	9	0.34
(1,6434)	2:B:12:MET:HE1	2:A:9:LEU:HD22	9	0.34
(1,6434)	2:B:12:MET:HE1	2:A:9:LEU:HD23	9	0.34
(1,6434)	2:B:12:MET:HE3	2:A:9:LEU:HD21	9	0.34
(1,6434)	2:B:12:MET:HE3	2:A:9:LEU:HD22	9	0.34
(1,6434)	2:B:12:MET:HE3	2:A:9:LEU:HD23	9	0.34
(1,6434)	2:B:12:MET:HE2	2:A:9:LEU:HD21	9	0.34
(1,6434)	2:B:12:MET:HE2	2:A:9:LEU:HD22	9	0.34
(1,6434)	2:B:12:MET:HE2	2:A:9:LEU:HD23	9	0.34
(1,6434)	2:B:12:MET:HE1	2:B:42:LEU:HD22	9	0.34

Continued on next page...

Continued from previous page...

Key	Atom-1	Atom-2	Model ID	Violation (Å)
(1,6434)	2:B:12:MET:HE1	2:B:42:LEU:HD23	9	0.34
(1,6434)	2:B:12:MET:HE1	2:B:42:LEU:HD21	9	0.34
(1,6434)	2:B:12:MET:HE1	2:A:9:LEU:HD21	15	0.34
(1,6434)	2:B:12:MET:HE1	2:A:9:LEU:HD22	15	0.34
(1,6434)	2:B:12:MET:HE1	2:A:9:LEU:HD23	15	0.34
(1,6434)	2:B:12:MET:HE3	2:A:9:LEU:HD21	15	0.34
(1,6434)	2:B:12:MET:HE3	2:A:9:LEU:HD22	15	0.34
(1,6434)	2:B:12:MET:HE3	2:A:9:LEU:HD23	15	0.34
(1,6434)	2:B:12:MET:HE2	2:A:9:LEU:HD21	15	0.34
(1,6434)	2:B:12:MET:HE2	2:A:9:LEU:HD22	15	0.34
(1,6434)	2:B:12:MET:HE2	2:A:9:LEU:HD23	15	0.34
(1,6434)	2:B:12:MET:HE1	2:B:42:LEU:HD22	15	0.34
(1,6434)	2:B:12:MET:HE1	2:B:42:LEU:HD23	15	0.34
(1,6434)	2:B:12:MET:HE1	2:B:42:LEU:HD21	15	0.34
(1,6415)	2:A:13:VAL:HG13	2:A:72:PHE:HA	14	0.34
(1,6415)	2:A:13:VAL:HG11	2:A:72:PHE:HA	14	0.34
(1,6415)	2:A:13:VAL:HG12	2:A:72:PHE:HA	14	0.34
(1,6415)	2:A:13:VAL:HG12	2:B:89:PHE:HB2	14	0.34
(1,6415)	2:A:13:VAL:HG13	2:B:89:PHE:HB2	14	0.34
(1,636)	2:B:76:CYS:HA	2:B:62:LEU:HD11	17	0.34
(1,636)	2:B:76:CYS:HA	2:B:62:LEU:HD13	17	0.34
(1,636)	2:B:76:CYS:HA	2:B:62:LEU:HD12	17	0.34
(1,6072)	2:B:39:THR:HG23	2:B:36:GLU:HB3	8	0.34
(1,6072)	2:B:39:THR:HG22	2:B:36:GLU:HB3	8	0.34
(1,6072)	2:B:39:THR:HG21	2:B:36:GLU:HB3	8	0.34
(1,6072)	2:B:39:THR:HG23	2:B:40:ARG:HB2	8	0.34
(1,6072)	2:B:39:THR:HG21	2:B:40:ARG:HB2	8	0.34
(1,6072)	2:B:39:THR:HG22	2:B:40:ARG:HB2	8	0.34
(1,6072)	2:B:39:THR:HG23	2:B:36:GLU:HB3	13	0.34
(1,6072)	2:B:39:THR:HG22	2:B:36:GLU:HB3	13	0.34
(1,6072)	2:B:39:THR:HG21	2:B:36:GLU:HB3	13	0.34
(1,6072)	2:B:39:THR:HG23	2:B:40:ARG:HB2	13	0.34
(1,6072)	2:B:39:THR:HG21	2:B:40:ARG:HB2	13	0.34
(1,6072)	2:B:39:THR:HG22	2:B:40:ARG:HB2	13	0.34
(1,6072)	2:B:39:THR:HG23	2:B:36:GLU:HB3	18	0.34
(1,6072)	2:B:39:THR:HG22	2:B:36:GLU:HB3	18	0.34
(1,6072)	2:B:39:THR:HG21	2:B:36:GLU:HB3	18	0.34
(1,6072)	2:B:39:THR:HG23	2:B:40:ARG:HB2	18	0.34
(1,6072)	2:B:39:THR:HG21	2:B:40:ARG:HB2	18	0.34
(1,6072)	2:B:39:THR:HG22	2:B:40:ARG:HB2	18	0.34
(1,6033)	2:A:42:LEU:HD12	2:A:37:LEU:HA	4	0.34
(1,6033)	2:A:42:LEU:HD11	2:A:41:GLU:HG2	4	0.34

Continued on next page...

Continued from previous page...

Key	Atom-1	Atom-2	Model ID	Violation (Å)
(1,6033)	2:A:42:LEU:HD13	2:A:41:GLU:HG2	4	0.34
(1,6033)	2:A:42:LEU:HD12	2:A:41:GLU:HG2	4	0.34
(1,6033)	2:A:42:LEU:HD12	2:A:37:LEU:HA	10	0.34
(1,6033)	2:A:42:LEU:HD11	2:A:41:GLU:HG2	10	0.34
(1,6033)	2:A:42:LEU:HD13	2:A:41:GLU:HG2	10	0.34
(1,6033)	2:A:42:LEU:HD12	2:A:41:GLU:HG2	10	0.34
(1,6033)	2:A:42:LEU:HD12	2:A:37:LEU:HA	12	0.34
(1,6033)	2:A:42:LEU:HD11	2:A:41:GLU:HG2	12	0.34
(1,6033)	2:A:42:LEU:HD13	2:A:41:GLU:HG2	12	0.34
(1,6033)	2:A:42:LEU:HD12	2:A:41:GLU:HG2	12	0.34
(1,5836)	2:B:77:VAL:HG12	2:B:79:LEU:HA	14	0.34
(1,5836)	2:B:77:VAL:HG11	2:B:79:LEU:HA	14	0.34
(1,5836)	2:B:77:VAL:HG13	2:B:79:LEU:HA	14	0.34
(1,5836)	2:B:77:VAL:HG13	2:A:76:CYS:HG	14	0.34
(1,5818)	2:B:79:LEU:HD21	2:B:80:SER:HB3	16	0.34
(1,5818)	2:B:79:LEU:HD21	2:B:77:VAL:HA	16	0.34
(1,5818)	2:B:79:LEU:HD21	2:B:45:PHE:HB2	16	0.34
(1,5818)	2:B:79:LEU:HD22	2:B:45:PHE:HB2	16	0.34
(1,5712)	1:C:1897:GLN:HG2	1:C:1898:ARG:H	15	0.34
(1,5570)	1:C:1906:THR:HG21	1:C:1905:GLU:HG2	5	0.34
(1,5570)	1:C:1906:THR:HG22	1:C:1905:GLU:HG2	5	0.34
(1,5570)	1:C:1906:THR:HG23	1:C:1905:GLU:HG2	5	0.34
(1,5546)	1:C:1907:ALA:HB1	2:A:85:MET:HE2	8	0.34
(1,5546)	1:C:1907:ALA:HB2	2:A:85:MET:HE2	8	0.34
(1,5546)	1:C:1907:ALA:HB3	2:A:85:MET:HE2	8	0.34
(1,5546)	1:C:1907:ALA:HB1	2:A:85:MET:HE3	8	0.34
(1,5546)	1:C:1907:ALA:HB2	2:A:85:MET:HE3	8	0.34
(1,5546)	1:C:1907:ALA:HB3	2:A:85:MET:HE3	8	0.34
(1,5546)	1:C:1907:ALA:HB1	2:A:85:MET:HE1	8	0.34
(1,5546)	1:C:1907:ALA:HB2	2:A:85:MET:HE1	8	0.34
(1,5546)	1:C:1907:ALA:HB3	2:A:85:MET:HE1	8	0.34
(1,5537)	1:C:1907:ALA:HA	2:B:73:GLN:HB3	1	0.34
(1,5537)	1:C:1907:ALA:HA	1:C:1905:GLU:HB3	1	0.34
(1,5537)	1:C:1907:ALA:HA	2:A:73:GLN:HB3	1	0.34
(1,5537)	1:C:1907:ALA:HA	1:C:1905:GLU:HB2	1	0.34
(1,5406)	1:C:1914:VAL:HG11	1:C:1918:LYS:HA	12	0.34
(1,5406)	1:C:1914:VAL:HG12	1:C:1918:LYS:HA	12	0.34
(1,5406)	1:C:1914:VAL:HG13	1:C:1918:LYS:HA	12	0.34
(1,5406)	1:C:1914:VAL:HG11	1:C:1918:LYS:HA	19	0.34
(1,5406)	1:C:1914:VAL:HG12	1:C:1918:LYS:HA	19	0.34
(1,5406)	1:C:1914:VAL:HG13	1:C:1918:LYS:HA	19	0.34
(1,5353)	1:C:1917:LEU:HD11	1:C:1920:LYS:HG3	13	0.34

Continued on next page...

Continued from previous page...

Key	Atom-1	Atom-2	Model ID	Violation (Å)
(1,5353)	1:C:1917:LEU:HD12	1:C:1920:LYS:HG3	13	0.34
(1,5353)	1:C:1917:LEU:HD13	1:C:1920:LYS:HG3	13	0.34
(1,5099)	1:C:1935:ALA:HB1	1:C:1933:ARG:HB3	14	0.34
(1,5099)	1:C:1935:ALA:HB2	1:C:1933:ARG:HB3	14	0.34
(1,5099)	1:C:1935:ALA:HB3	1:C:1933:ARG:HB3	14	0.34
(1,4994)	1:C:1910:MET:H	2:B:73:GLN:HB3	1	0.34
(1,499)	2:B:79:LEU:HD23	2:A:83:ALA:H	10	0.34
(1,499)	2:B:79:LEU:HD21	2:A:83:ALA:H	10	0.34
(1,499)	2:B:79:LEU:HD22	2:A:83:ALA:H	10	0.34
(1,499)	2:B:79:LEU:HD23	2:A:83:ALA:H	16	0.34
(1,499)	2:B:79:LEU:HD21	2:A:83:ALA:H	16	0.34
(1,499)	2:B:79:LEU:HD22	2:A:83:ALA:H	16	0.34
(1,4907)	1:C:1918:LYS:H	1:C:1910:MET:HG3	9	0.34
(1,4907)	1:C:1918:LYS:H	1:C:1922:ARG:HB3	9	0.34
(1,4907)	1:C:1918:LYS:H	1:C:1910:MET:HE1	9	0.34
(1,4907)	1:C:1918:LYS:H	1:C:1910:MET:HE2	9	0.34
(1,4907)	1:C:1918:LYS:H	1:C:1910:MET:HE3	9	0.34
(1,4907)	1:C:1918:LYS:H	1:C:1910:MET:HG2	9	0.34
(1,4879)	1:C:1920:LYS:H	1:C:1926:LEU:HG	7	0.34
(1,4718)	1:C:1898:ARG:H	1:C:1898:ARG:HB3	10	0.34
(1,4564)	1:C:1917:LEU:HD21	1:C:1917:LEU:HB3	6	0.34
(1,4564)	1:C:1917:LEU:HD22	1:C:1917:LEU:HB3	6	0.34
(1,4564)	1:C:1917:LEU:HD23	1:C:1917:LEU:HB3	6	0.34
(1,4485)	1:C:1926:LEU:HG	1:C:1924:GLY:H	13	0.34
(1,4485)	1:C:1921:LEU:HB3	1:C:1924:GLY:H	13	0.34
(1,4125)	2:A:76:CYS:HB3	1:C:1910:MET:HG2	19	0.34
(1,4125)	2:A:76:CYS:HB3	1:C:1910:MET:HG3	19	0.34
(1,4060)	2:B:85:MET:HE1	1:C:1928:PHE:HB3	10	0.34
(1,4060)	2:B:85:MET:HE3	1:C:1928:PHE:HB3	10	0.34
(1,4026)	2:B:82:ILE:HD11	1:C:1929:VAL:HG21	17	0.34
(1,4026)	2:B:82:ILE:HD11	1:C:1929:VAL:HG22	17	0.34
(1,4026)	2:B:82:ILE:HD11	1:C:1929:VAL:HG23	17	0.34
(1,4026)	2:B:82:ILE:HD12	1:C:1929:VAL:HG21	17	0.34
(1,4026)	2:B:82:ILE:HD12	1:C:1929:VAL:HG22	17	0.34
(1,4026)	2:B:82:ILE:HD12	1:C:1929:VAL:HG23	17	0.34
(1,4013)	2:B:46:LEU:HD21	1:C:1928:PHE:HZ	12	0.34
(1,4013)	2:B:46:LEU:HD23	1:C:1928:PHE:HZ	12	0.34
(1,3847)	2:B:78:PHE:HD1	1:C:1917:LEU:HD11	3	0.34
(1,3847)	2:B:78:PHE:HD1	1:C:1917:LEU:HD12	3	0.34
(1,3847)	2:B:78:PHE:HD1	1:C:1917:LEU:HD13	3	0.34
(1,3847)	2:B:78:PHE:HD2	1:C:1917:LEU:HD11	3	0.34
(1,3847)	2:B:78:PHE:HD2	1:C:1917:LEU:HD12	3	0.34

Continued on next page...

Continued from previous page...

Key	Atom-1	Atom-2	Model ID	Violation (Å)
(1,3847)	2:B:78:PHE:HD2	1:C:1917:LEU:HD13	3	0.34
(1,2618)	2:A:3:CYS:H	2:B:41:GLU:HG2	5	0.34
(1,245)	2:B:84:MET:HE2	2:B:85:MET:HG2	9	0.34
(1,245)	2:B:84:MET:HE1	2:B:85:MET:HG2	9	0.34
(1,2045)	2:A:28:LYS:HA	2:A:75:TYR:HD1	12	0.34
(1,2045)	2:A:28:LYS:HA	2:A:75:TYR:HD2	12	0.34
(1,2024)	2:A:29:LEU:HD13	2:A:72:PHE:HE1	10	0.34
(1,2024)	2:A:29:LEU:HD13	2:A:72:PHE:HE2	10	0.34
(1,2024)	2:A:29:LEU:HD12	2:A:72:PHE:HE1	10	0.34
(1,2024)	2:A:29:LEU:HD12	2:A:72:PHE:HE2	10	0.34
(1,2024)	2:A:29:LEU:HD11	2:A:72:PHE:HE1	10	0.34
(1,2024)	2:A:29:LEU:HD11	2:A:72:PHE:HE2	10	0.34
(1,1044)	2:A:59:MET:HE3	2:A:59:MET:H	15	0.34
(1,1044)	2:A:59:MET:HE1	2:A:59:MET:H	15	0.34
(1,1044)	2:A:59:MET:HE2	2:A:59:MET:H	15	0.34
(1,6434)	2:B:12:MET:HE1	2:A:9:LEU:HD21	7	0.33
(1,6434)	2:B:12:MET:HE1	2:A:9:LEU:HD22	7	0.33
(1,6434)	2:B:12:MET:HE1	2:A:9:LEU:HD23	7	0.33
(1,6434)	2:B:12:MET:HE3	2:A:9:LEU:HD21	7	0.33
(1,6434)	2:B:12:MET:HE3	2:A:9:LEU:HD22	7	0.33
(1,6434)	2:B:12:MET:HE3	2:A:9:LEU:HD23	7	0.33
(1,6434)	2:B:12:MET:HE2	2:A:9:LEU:HD21	7	0.33
(1,6434)	2:B:12:MET:HE2	2:A:9:LEU:HD22	7	0.33
(1,6434)	2:B:12:MET:HE2	2:A:9:LEU:HD23	7	0.33
(1,6434)	2:B:12:MET:HE1	2:B:42:LEU:HD22	7	0.33
(1,6434)	2:B:12:MET:HE1	2:B:42:LEU:HD23	7	0.33
(1,6434)	2:B:12:MET:HE1	2:B:42:LEU:HD21	7	0.33
(1,636)	2:B:76:CYS:HA	2:B:62:LEU:HD11	7	0.33
(1,636)	2:B:76:CYS:HA	2:B:62:LEU:HD13	7	0.33
(1,636)	2:B:76:CYS:HA	2:B:62:LEU:HD12	7	0.33
(1,636)	2:B:76:CYS:HA	2:B:62:LEU:HD11	11	0.33
(1,636)	2:B:76:CYS:HA	2:B:62:LEU:HD13	11	0.33
(1,636)	2:B:76:CYS:HA	2:B:62:LEU:HD12	11	0.33
(1,6041)	2:A:42:LEU:HD12	2:A:39:THR:H	7	0.33
(1,6041)	2:A:42:LEU:HD11	2:A:39:THR:H	7	0.33
(1,6041)	2:A:42:LEU:HD13	2:A:39:THR:H	7	0.33
(1,6041)	2:A:42:LEU:HD12	2:A:45:PHE:H	7	0.33
(1,6041)	2:A:42:LEU:HD11	2:A:45:PHE:H	7	0.33
(1,6041)	2:A:42:LEU:HD12	2:A:39:THR:H	13	0.33
(1,6041)	2:A:42:LEU:HD11	2:A:39:THR:H	13	0.33
(1,6041)	2:A:42:LEU:HD13	2:A:39:THR:H	13	0.33
(1,6041)	2:A:42:LEU:HD12	2:A:45:PHE:H	13	0.33

Continued on next page...

Continued from previous page...

Key	Atom-1	Atom-2	Model ID	Violation (Å)
(1,6041)	2:A:42:LEU:HD11	2:A:45:PHE:H	13	0.33
(1,6041)	2:A:42:LEU:HD12	2:A:39:THR:H	15	0.33
(1,6041)	2:A:42:LEU:HD11	2:A:39:THR:H	15	0.33
(1,6041)	2:A:42:LEU:HD13	2:A:39:THR:H	15	0.33
(1,6041)	2:A:42:LEU:HD12	2:A:45:PHE:H	15	0.33
(1,6041)	2:A:42:LEU:HD11	2:A:45:PHE:H	15	0.33
(1,5639)	1:C:1901:GLU:HB2	1:C:1905:GLU:HB2	20	0.33
(1,5639)	1:C:1901:GLU:HB2	1:C:1905:GLU:HB3	20	0.33
(1,5546)	1:C:1907:ALA:HB1	2:A:85:MET:HE2	6	0.33
(1,5546)	1:C:1907:ALA:HB2	2:A:85:MET:HE2	6	0.33
(1,5546)	1:C:1907:ALA:HB3	2:A:85:MET:HE2	6	0.33
(1,5546)	1:C:1907:ALA:HB1	2:A:85:MET:HE3	6	0.33
(1,5546)	1:C:1907:ALA:HB2	2:A:85:MET:HE3	6	0.33
(1,5546)	1:C:1907:ALA:HB3	2:A:85:MET:HE3	6	0.33
(1,5546)	1:C:1907:ALA:HB1	2:A:85:MET:HE1	6	0.33
(1,5546)	1:C:1907:ALA:HB2	2:A:85:MET:HE1	6	0.33
(1,5546)	1:C:1907:ALA:HB3	2:A:85:MET:HE1	6	0.33
(1,5537)	1:C:1907:ALA:HA	2:B:73:GLN:HB3	8	0.33
(1,5537)	1:C:1907:ALA:HA	1:C:1905:GLU:HB3	8	0.33
(1,5537)	1:C:1907:ALA:HA	2:A:73:GLN:HB3	8	0.33
(1,5537)	1:C:1907:ALA:HA	1:C:1905:GLU:HB2	8	0.33
(1,5537)	1:C:1907:ALA:HA	2:B:73:GLN:HB3	14	0.33
(1,5537)	1:C:1907:ALA:HA	1:C:1905:GLU:HB3	14	0.33
(1,5537)	1:C:1907:ALA:HA	2:A:73:GLN:HB3	14	0.33
(1,5537)	1:C:1907:ALA:HA	1:C:1905:GLU:HB2	14	0.33
(1,5462)	1:C:1911:ASN:HB3	1:C:1914:VAL:HG21	3	0.33
(1,5462)	1:C:1911:ASN:HB3	1:C:1914:VAL:HG22	3	0.33
(1,5462)	1:C:1911:ASN:HB3	1:C:1914:VAL:HG23	3	0.33
(1,5462)	1:C:1911:ASN:HB3	1:C:1914:VAL:HG21	19	0.33
(1,5462)	1:C:1911:ASN:HB3	1:C:1914:VAL:HG22	19	0.33
(1,5462)	1:C:1911:ASN:HB3	1:C:1914:VAL:HG23	19	0.33
(1,5353)	1:C:1917:LEU:HD11	1:C:1920:LYS:HG3	9	0.33
(1,5353)	1:C:1917:LEU:HD12	1:C:1920:LYS:HG3	9	0.33
(1,5353)	1:C:1917:LEU:HD13	1:C:1920:LYS:HG3	9	0.33
(1,5287)	1:C:1921:LEU:HD21	1:C:1917:LEU:HD21	9	0.33
(1,5287)	1:C:1921:LEU:HD21	1:C:1917:LEU:HD22	9	0.33
(1,5287)	1:C:1921:LEU:HD21	1:C:1917:LEU:HD23	9	0.33
(1,5287)	1:C:1921:LEU:HD22	1:C:1917:LEU:HD21	9	0.33
(1,5287)	1:C:1921:LEU:HD22	1:C:1917:LEU:HD22	9	0.33
(1,5287)	1:C:1921:LEU:HD22	1:C:1917:LEU:HD23	9	0.33
(1,5287)	1:C:1921:LEU:HD23	1:C:1917:LEU:HD21	9	0.33
(1,5287)	1:C:1921:LEU:HD23	1:C:1917:LEU:HD22	9	0.33

Continued on next page...

Continued from previous page...

Key	Atom-1	Atom-2	Model ID	Violation (Å)
(1,5287)	1:C:1921:LEU:HD23	1:C:1917:LEU:HD23	9	0.33
(1,5120)	1:C:1934:MET:HE1	2:A:9:LEU:HD12	13	0.33
(1,5120)	1:C:1934:MET:HE2	2:A:9:LEU:HD12	13	0.33
(1,5120)	1:C:1934:MET:HE3	2:A:9:LEU:HD12	13	0.33
(1,5120)	1:C:1934:MET:HE1	2:A:9:LEU:HD13	13	0.33
(1,5120)	1:C:1934:MET:HE2	2:A:9:LEU:HD13	13	0.33
(1,5120)	1:C:1934:MET:HE3	2:A:9:LEU:HD13	13	0.33
(1,5120)	1:C:1934:MET:HE1	2:A:9:LEU:HD11	13	0.33
(1,5120)	1:C:1934:MET:HE2	2:A:9:LEU:HD11	13	0.33
(1,5120)	1:C:1934:MET:HE3	2:A:9:LEU:HD11	13	0.33
(1,5026)	1:C:1907:ALA:H	2:A:85:MET:HG3	15	0.33
(1,5026)	1:C:1907:ALA:H	2:A:85:MET:HB2	15	0.33
(1,5026)	1:C:1907:ALA:H	2:B:76:CYS:HB3	15	0.33
(1,4994)	1:C:1910:MET:H	2:B:73:GLN:HB3	6	0.33
(1,4723)	2:A:82:ILE:HD12	1:C:1900:LEU:HB2	12	0.33
(1,4723)	2:A:82:ILE:HD13	1:C:1900:LEU:HB2	12	0.33
(1,4723)	2:A:82:ILE:HD11	1:C:1900:LEU:HB2	12	0.33
(1,4718)	1:C:1898:ARG:H	1:C:1898:ARG:HB3	4	0.33
(1,4589)	1:C:1918:LYS:HD2	1:C:1915:SER:HB2	15	0.33
(1,4125)	2:A:76:CYS:HB3	1:C:1910:MET:HG2	6	0.33
(1,4125)	2:A:76:CYS:HB3	1:C:1910:MET:HG3	6	0.33
(1,4060)	2:B:85:MET:HE1	1:C:1928:PHE:HB3	1	0.33
(1,4060)	2:B:85:MET:HE3	1:C:1928:PHE:HB3	1	0.33
(1,4055)	2:B:85:MET:HE2	1:C:1918:LYS:HG2	9	0.33
(1,4055)	2:B:85:MET:HE2	1:C:1918:LYS:HG2	16	0.33
(1,4026)	2:B:82:ILE:HD11	1:C:1929:VAL:HG21	13	0.33
(1,4026)	2:B:82:ILE:HD11	1:C:1929:VAL:HG22	13	0.33
(1,4026)	2:B:82:ILE:HD11	1:C:1929:VAL:HG23	13	0.33
(1,4026)	2:B:82:ILE:HD12	1:C:1929:VAL:HG21	13	0.33
(1,4026)	2:B:82:ILE:HD12	1:C:1929:VAL:HG22	13	0.33
(1,4026)	2:B:82:ILE:HD12	1:C:1929:VAL:HG23	13	0.33
(1,3847)	2:B:78:PHE:HD1	1:C:1917:LEU:HD11	4	0.33
(1,3847)	2:B:78:PHE:HD1	1:C:1917:LEU:HD12	4	0.33
(1,3847)	2:B:78:PHE:HD1	1:C:1917:LEU:HD13	4	0.33
(1,3847)	2:B:78:PHE:HD2	1:C:1917:LEU:HD11	4	0.33
(1,3847)	2:B:78:PHE:HD2	1:C:1917:LEU:HD12	4	0.33
(1,3847)	2:B:78:PHE:HD2	1:C:1917:LEU:HD13	4	0.33
(1,3847)	2:B:78:PHE:HD1	1:C:1917:LEU:HD11	17	0.33
(1,3847)	2:B:78:PHE:HD1	1:C:1917:LEU:HD12	17	0.33
(1,3847)	2:B:78:PHE:HD1	1:C:1917:LEU:HD13	17	0.33
(1,3847)	2:B:78:PHE:HD2	1:C:1917:LEU:HD11	17	0.33
(1,3847)	2:B:78:PHE:HD2	1:C:1917:LEU:HD12	17	0.33

Continued on next page...

Continued from previous page...

Key	Atom-1	Atom-2	Model ID	Violation (Å)
(1,3847)	2:B:78:PHE:HD2	1:C:1917:LEU:HD13	17	0.33
(1,245)	2:B:84:MET:HE2	2:B:85:MET:HG2	11	0.33
(1,245)	2:B:84:MET:HE1	2:B:85:MET:HG2	11	0.33
(1,245)	2:B:84:MET:HE2	2:B:85:MET:HG2	13	0.33
(1,245)	2:B:84:MET:HE1	2:B:85:MET:HG2	13	0.33
(1,2065)	2:B:26:LYS:HD3	2:B:28:LYS:H	20	0.33
(1,2065)	2:B:26:LYS:HD2	2:B:28:LYS:H	20	0.33
(1,174)	2:B:85:MET:HE2	2:B:85:MET:HA	5	0.33
(1,174)	2:B:85:MET:HE2	2:B:85:MET:HA	8	0.33
(1,174)	2:B:85:MET:HE2	2:B:85:MET:HA	15	0.33
(1,6968)	2:A:17:HIS:H	2:A:26:LYS:HE3	9	0.32
(1,6968)	2:A:17:HIS:H	2:A:26:LYS:HE2	9	0.32
(1,6968)	2:A:17:HIS:H	2:A:75:TYR:HB3	9	0.32
(1,6968)	2:A:17:HIS:H	2:B:90:PHE:HB2	9	0.32
(1,6434)	2:B:12:MET:HE1	2:A:9:LEU:HD21	8	0.32
(1,6434)	2:B:12:MET:HE1	2:A:9:LEU:HD22	8	0.32
(1,6434)	2:B:12:MET:HE1	2:A:9:LEU:HD23	8	0.32
(1,6434)	2:B:12:MET:HE3	2:A:9:LEU:HD21	8	0.32
(1,6434)	2:B:12:MET:HE3	2:A:9:LEU:HD22	8	0.32
(1,6434)	2:B:12:MET:HE3	2:A:9:LEU:HD23	8	0.32
(1,6434)	2:B:12:MET:HE2	2:A:9:LEU:HD21	8	0.32
(1,6434)	2:B:12:MET:HE2	2:A:9:LEU:HD22	8	0.32
(1,6434)	2:B:12:MET:HE2	2:A:9:LEU:HD23	8	0.32
(1,6434)	2:B:12:MET:HE1	2:B:42:LEU:HD22	8	0.32
(1,6434)	2:B:12:MET:HE1	2:B:42:LEU:HD23	8	0.32
(1,6434)	2:B:12:MET:HE1	2:B:42:LEU:HD21	8	0.32
(1,636)	2:B:76:CYS:HA	2:B:62:LEU:HD11	9	0.32
(1,636)	2:B:76:CYS:HA	2:B:62:LEU:HD13	9	0.32
(1,636)	2:B:76:CYS:HA	2:B:62:LEU:HD12	9	0.32
(1,636)	2:B:76:CYS:HA	2:B:62:LEU:HD11	10	0.32
(1,636)	2:B:76:CYS:HA	2:B:62:LEU:HD13	10	0.32
(1,636)	2:B:76:CYS:HA	2:B:62:LEU:HD12	10	0.32
(1,6284)	2:A:26:LYS:HB2	2:A:26:LYS:HE2	17	0.32
(1,6284)	2:B:26:LYS:HB2	2:B:26:LYS:HE2	17	0.32
(1,6284)	2:A:26:LYS:HB2	2:A:26:LYS:HE3	17	0.32
(1,6284)	2:B:26:LYS:HB2	2:B:26:LYS:HE3	17	0.32
(1,6072)	2:B:39:THR:HG23	2:B:36:GLU:HB3	3	0.32
(1,6072)	2:B:39:THR:HG22	2:B:36:GLU:HB3	3	0.32
(1,6072)	2:B:39:THR:HG21	2:B:36:GLU:HB3	3	0.32
(1,6072)	2:B:39:THR:HG23	2:B:40:ARG:HB2	3	0.32
(1,6072)	2:B:39:THR:HG21	2:B:40:ARG:HB2	3	0.32
(1,6072)	2:B:39:THR:HG22	2:B:40:ARG:HB2	3	0.32

Continued on next page...

Continued from previous page...

Key	Atom-1	Atom-2	Model ID	Violation (Å)
(1,6072)	2:B:39:THR:HG23	2:B:36:GLU:HB3	9	0.32
(1,6072)	2:B:39:THR:HG22	2:B:36:GLU:HB3	9	0.32
(1,6072)	2:B:39:THR:HG21	2:B:36:GLU:HB3	9	0.32
(1,6072)	2:B:39:THR:HG23	2:B:40:ARG:HB2	9	0.32
(1,6072)	2:B:39:THR:HG21	2:B:40:ARG:HB2	9	0.32
(1,6072)	2:B:39:THR:HG22	2:B:40:ARG:HB2	9	0.32
(1,6041)	2:A:42:LEU:HD12	2:A:39:THR:H	5	0.32
(1,6041)	2:A:42:LEU:HD11	2:A:39:THR:H	5	0.32
(1,6041)	2:A:42:LEU:HD13	2:A:39:THR:H	5	0.32
(1,6041)	2:A:42:LEU:HD12	2:A:45:PHE:H	5	0.32
(1,6041)	2:A:42:LEU:HD11	2:A:45:PHE:H	5	0.32
(1,6041)	2:A:42:LEU:HD12	2:A:39:THR:H	11	0.32
(1,6041)	2:A:42:LEU:HD11	2:A:39:THR:H	11	0.32
(1,6041)	2:A:42:LEU:HD13	2:A:39:THR:H	11	0.32
(1,6041)	2:A:42:LEU:HD12	2:A:45:PHE:H	11	0.32
(1,6041)	2:A:42:LEU:HD11	2:A:45:PHE:H	11	0.32
(1,6041)	2:A:42:LEU:HD12	2:A:39:THR:H	12	0.32
(1,6041)	2:A:42:LEU:HD11	2:A:39:THR:H	12	0.32
(1,6041)	2:A:42:LEU:HD13	2:A:39:THR:H	12	0.32
(1,6041)	2:A:42:LEU:HD12	2:A:45:PHE:H	12	0.32
(1,6041)	2:A:42:LEU:HD11	2:A:45:PHE:H	12	0.32
(1,6041)	2:A:42:LEU:HD12	2:A:39:THR:H	18	0.32
(1,6041)	2:A:42:LEU:HD11	2:A:39:THR:H	18	0.32
(1,6041)	2:A:42:LEU:HD13	2:A:39:THR:H	18	0.32
(1,6041)	2:A:42:LEU:HD12	2:A:45:PHE:H	18	0.32
(1,6041)	2:A:42:LEU:HD11	2:A:45:PHE:H	18	0.32
(1,6033)	2:A:42:LEU:HD12	2:A:37:LEU:HA	7	0.32
(1,6033)	2:A:42:LEU:HD11	2:A:41:GLU:HG2	7	0.32
(1,6033)	2:A:42:LEU:HD13	2:A:41:GLU:HG2	7	0.32
(1,6033)	2:A:42:LEU:HD12	2:A:41:GLU:HG2	7	0.32
(1,5537)	1:C:1907:ALA:HA	2:B:73:GLN:HB3	3	0.32
(1,5537)	1:C:1907:ALA:HA	1:C:1905:GLU:HB3	3	0.32
(1,5537)	1:C:1907:ALA:HA	2:A:73:GLN:HB3	3	0.32
(1,5537)	1:C:1907:ALA:HA	1:C:1905:GLU:HB2	3	0.32
(1,5537)	1:C:1907:ALA:HA	2:B:73:GLN:HB3	7	0.32
(1,5537)	1:C:1907:ALA:HA	1:C:1905:GLU:HB3	7	0.32
(1,5537)	1:C:1907:ALA:HA	2:A:73:GLN:HB3	7	0.32
(1,5537)	1:C:1907:ALA:HA	1:C:1905:GLU:HB2	7	0.32
(1,5537)	1:C:1907:ALA:HA	2:B:73:GLN:HB3	9	0.32
(1,5537)	1:C:1907:ALA:HA	1:C:1905:GLU:HB3	9	0.32
(1,5537)	1:C:1907:ALA:HA	2:A:73:GLN:HB3	9	0.32
(1,5537)	1:C:1907:ALA:HA	1:C:1905:GLU:HB2	9	0.32

Continued on next page...

Continued from previous page...

Key	Atom-1	Atom-2	Model ID	Violation (Å)
(1,5537)	1:C:1907:ALA:HA	2:B:73:GLN:HB3	15	0.32
(1,5537)	1:C:1907:ALA:HA	1:C:1905:GLU:HB3	15	0.32
(1,5537)	1:C:1907:ALA:HA	2:A:73:GLN:HB3	15	0.32
(1,5537)	1:C:1907:ALA:HA	1:C:1905:GLU:HB2	15	0.32
(1,5537)	1:C:1907:ALA:HA	2:B:73:GLN:HB3	18	0.32
(1,5537)	1:C:1907:ALA:HA	1:C:1905:GLU:HB3	18	0.32
(1,5537)	1:C:1907:ALA:HA	2:A:73:GLN:HB3	18	0.32
(1,5537)	1:C:1907:ALA:HA	1:C:1905:GLU:HB2	18	0.32
(1,5462)	1:C:1911:ASN:HB3	1:C:1914:VAL:HG21	5	0.32
(1,5462)	1:C:1911:ASN:HB3	1:C:1914:VAL:HG22	5	0.32
(1,5462)	1:C:1911:ASN:HB3	1:C:1914:VAL:HG23	5	0.32
(1,4879)	1:C:1920:LYS:H	1:C:1926:LEU:HG	18	0.32
(1,4795)	1:C:1933:ARG:H	1:C:1933:ARG:HG2	3	0.32
(1,4723)	2:A:82:ILE:HD12	1:C:1900:LEU:HB2	14	0.32
(1,4723)	2:A:82:ILE:HD13	1:C:1900:LEU:HB2	14	0.32
(1,4723)	2:A:82:ILE:HD11	1:C:1900:LEU:HB2	14	0.32
(1,4718)	1:C:1898:ARG:H	1:C:1898:ARG:HB3	2	0.32
(1,4718)	1:C:1898:ARG:H	1:C:1898:ARG:HB3	5	0.32
(1,4718)	1:C:1898:ARG:H	1:C:1898:ARG:HB3	12	0.32
(1,4718)	1:C:1898:ARG:H	1:C:1898:ARG:HB3	19	0.32
(1,4484)	2:B:57:LYS:HD3	1:C:1924:GLY:H	7	0.32
(1,4484)	2:A:83:ALA:HB3	1:C:1909:ALA:H	7	0.32
(1,4484)	2:A:83:ALA:HB2	1:C:1909:ALA:H	7	0.32
(1,4484)	2:A:83:ALA:HB1	1:C:1909:ALA:H	7	0.32
(1,4484)	2:A:87:ASN:HB3	1:C:1909:ALA:H	7	0.32
(1,4484)	1:C:1898:ARG:HG2	1:C:1909:ALA:H	7	0.32
(1,4484)	1:C:1898:ARG:HG3	1:C:1909:ALA:H	7	0.32
(1,4167)	2:B:54:ALA:HB3	1:C:1927:PRO:HB3	5	0.32
(1,4167)	2:B:54:ALA:HB1	1:C:1927:PRO:HB3	5	0.32
(1,4167)	2:B:54:ALA:HB2	1:C:1927:PRO:HB3	5	0.32
(1,4167)	2:B:54:ALA:HB3	1:C:1927:PRO:HB2	5	0.32
(1,4167)	2:B:54:ALA:HB1	1:C:1927:PRO:HB2	5	0.32
(1,4056)	2:B:85:MET:HE2	1:C:1922:ARG:HG2	6	0.32
(1,4056)	2:B:85:MET:HE1	1:C:1922:ARG:HG2	6	0.32
(1,4026)	2:B:82:ILE:HD11	1:C:1929:VAL:HG21	3	0.32
(1,4026)	2:B:82:ILE:HD11	1:C:1929:VAL:HG22	3	0.32
(1,4026)	2:B:82:ILE:HD11	1:C:1929:VAL:HG23	3	0.32
(1,4026)	2:B:82:ILE:HD12	1:C:1929:VAL:HG21	3	0.32
(1,4026)	2:B:82:ILE:HD12	1:C:1929:VAL:HG22	3	0.32
(1,4026)	2:B:82:ILE:HD12	1:C:1929:VAL:HG23	3	0.32
(1,4026)	2:B:82:ILE:HD11	1:C:1929:VAL:HG21	4	0.32
(1,4026)	2:B:82:ILE:HD11	1:C:1929:VAL:HG22	4	0.32

Continued on next page...

Continued from previous page...

Key	Atom-1	Atom-2	Model ID	Violation (Å)
(1,4026)	2:B:82:ILE:HD11	1:C:1929:VAL:HG23	4	0.32
(1,4026)	2:B:82:ILE:HD12	1:C:1929:VAL:HG21	4	0.32
(1,4026)	2:B:82:ILE:HD12	1:C:1929:VAL:HG22	4	0.32
(1,4026)	2:B:82:ILE:HD12	1:C:1929:VAL:HG23	4	0.32
(1,2743)	2:A:27:PHE:H	2:A:27:PHE:HD1	9	0.32
(1,2743)	2:A:27:PHE:H	2:A:27:PHE:HD2	9	0.32
(1,2570)	2:B:84:MET:HE1	2:A:72:PHE:HZ	19	0.32
(1,2570)	2:B:84:MET:HE2	2:A:72:PHE:HZ	19	0.32
(1,252)	2:B:84:MET:HE1	2:A:72:PHE:HD1	4	0.32
(1,252)	2:B:84:MET:HE1	2:A:72:PHE:HD2	4	0.32
(1,252)	2:B:84:MET:HE2	2:A:72:PHE:HD1	4	0.32
(1,252)	2:B:84:MET:HE2	2:A:72:PHE:HD2	4	0.32
(1,245)	2:B:84:MET:HE2	2:B:85:MET:HG2	6	0.32
(1,245)	2:B:84:MET:HE1	2:B:85:MET:HG2	6	0.32
(1,245)	2:B:84:MET:HE2	2:B:85:MET:HG2	12	0.32
(1,245)	2:B:84:MET:HE1	2:B:85:MET:HG2	12	0.32
(1,126)	2:A:85:MET:HE2	1:C:1898:ARG:H	20	0.32
(1,126)	2:A:85:MET:HE1	1:C:1898:ARG:H	20	0.32
(1,1044)	2:A:59:MET:HE3	2:A:59:MET:H	4	0.32
(1,1044)	2:A:59:MET:HE1	2:A:59:MET:H	4	0.32
(1,1044)	2:A:59:MET:HE2	2:A:59:MET:H	4	0.32
(1,1044)	2:A:59:MET:HE3	2:A:59:MET:H	11	0.32
(1,1044)	2:A:59:MET:HE1	2:A:59:MET:H	11	0.32
(1,1044)	2:A:59:MET:HE2	2:A:59:MET:H	11	0.32
(1,1044)	2:A:59:MET:HE3	2:A:59:MET:H	13	0.32
(1,1044)	2:A:59:MET:HE1	2:A:59:MET:H	13	0.32
(1,1044)	2:A:59:MET:HE2	2:A:59:MET:H	13	0.32
(1,6434)	2:B:12:MET:HE1	2:A:9:LEU:HD21	19	0.31
(1,6434)	2:B:12:MET:HE1	2:A:9:LEU:HD22	19	0.31
(1,6434)	2:B:12:MET:HE1	2:A:9:LEU:HD23	19	0.31
(1,6434)	2:B:12:MET:HE3	2:A:9:LEU:HD21	19	0.31
(1,6434)	2:B:12:MET:HE3	2:A:9:LEU:HD22	19	0.31
(1,6434)	2:B:12:MET:HE3	2:A:9:LEU:HD23	19	0.31
(1,6434)	2:B:12:MET:HE2	2:A:9:LEU:HD21	19	0.31
(1,6434)	2:B:12:MET:HE2	2:A:9:LEU:HD22	19	0.31
(1,6434)	2:B:12:MET:HE2	2:A:9:LEU:HD23	19	0.31
(1,6434)	2:B:12:MET:HE1	2:B:42:LEU:HD22	19	0.31
(1,6434)	2:B:12:MET:HE1	2:B:42:LEU:HD23	19	0.31
(1,6434)	2:B:12:MET:HE1	2:B:42:LEU:HD21	19	0.31
(1,636)	2:B:76:CYS:HA	2:B:62:LEU:HD11	2	0.31
(1,636)	2:B:76:CYS:HA	2:B:62:LEU:HD13	2	0.31
(1,636)	2:B:76:CYS:HA	2:B:62:LEU:HD12	2	0.31

Continued on next page...

Continued from previous page...

Key	Atom-1	Atom-2	Model ID	Violation (Å)
(1,636)	2:B:76:CYS:HA	2:B:62:LEU:HD11	16	0.31
(1,636)	2:B:76:CYS:HA	2:B:62:LEU:HD13	16	0.31
(1,636)	2:B:76:CYS:HA	2:B:62:LEU:HD12	16	0.31
(1,6072)	2:B:39:THR:HG23	2:B:36:GLU:HB3	1	0.31
(1,6072)	2:B:39:THR:HG22	2:B:36:GLU:HB3	1	0.31
(1,6072)	2:B:39:THR:HG21	2:B:36:GLU:HB3	1	0.31
(1,6072)	2:B:39:THR:HG23	2:B:40:ARG:HB2	1	0.31
(1,6072)	2:B:39:THR:HG21	2:B:40:ARG:HB2	1	0.31
(1,6072)	2:B:39:THR:HG22	2:B:40:ARG:HB2	1	0.31
(1,6041)	2:A:42:LEU:HD12	2:A:39:THR:H	10	0.31
(1,6041)	2:A:42:LEU:HD11	2:A:39:THR:H	10	0.31
(1,6041)	2:A:42:LEU:HD13	2:A:39:THR:H	10	0.31
(1,6041)	2:A:42:LEU:HD12	2:A:45:PHE:H	10	0.31
(1,6041)	2:A:42:LEU:HD11	2:A:45:PHE:H	10	0.31
(1,6041)	2:A:42:LEU:HD12	2:A:39:THR:H	16	0.31
(1,6041)	2:A:42:LEU:HD11	2:A:39:THR:H	16	0.31
(1,6041)	2:A:42:LEU:HD13	2:A:39:THR:H	16	0.31
(1,6041)	2:A:42:LEU:HD12	2:A:45:PHE:H	16	0.31
(1,6041)	2:A:42:LEU:HD11	2:A:45:PHE:H	16	0.31
(1,6033)	2:A:42:LEU:HD12	2:A:37:LEU:HA	9	0.31
(1,6033)	2:A:42:LEU:HD11	2:A:41:GLU:HG2	9	0.31
(1,6033)	2:A:42:LEU:HD13	2:A:41:GLU:HG2	9	0.31
(1,6033)	2:A:42:LEU:HD12	2:A:41:GLU:HG2	9	0.31
(1,6033)	2:A:42:LEU:HD12	2:A:37:LEU:HA	11	0.31
(1,6033)	2:A:42:LEU:HD11	2:A:41:GLU:HG2	11	0.31
(1,6033)	2:A:42:LEU:HD13	2:A:41:GLU:HG2	11	0.31
(1,6033)	2:A:42:LEU:HD12	2:A:41:GLU:HG2	11	0.31
(1,5712)	1:C:1897:GLN:HG2	1:C:1898:ARG:H	11	0.31
(1,5537)	1:C:1907:ALA:HA	2:B:73:GLN:HB3	2	0.31
(1,5537)	1:C:1907:ALA:HA	1:C:1905:GLU:HB3	2	0.31
(1,5537)	1:C:1907:ALA:HA	2:A:73:GLN:HB3	2	0.31
(1,5537)	1:C:1907:ALA:HA	1:C:1905:GLU:HB2	2	0.31
(1,5537)	1:C:1907:ALA:HA	2:B:73:GLN:HB3	16	0.31
(1,5537)	1:C:1907:ALA:HA	1:C:1905:GLU:HB3	16	0.31
(1,5537)	1:C:1907:ALA:HA	2:A:73:GLN:HB3	16	0.31
(1,5537)	1:C:1907:ALA:HA	1:C:1905:GLU:HB2	16	0.31
(1,5537)	1:C:1907:ALA:HA	2:B:73:GLN:HB3	17	0.31
(1,5537)	1:C:1907:ALA:HA	1:C:1905:GLU:HB3	17	0.31
(1,5537)	1:C:1907:ALA:HA	2:A:73:GLN:HB3	17	0.31
(1,5537)	1:C:1907:ALA:HA	1:C:1905:GLU:HB2	17	0.31
(1,5537)	1:C:1907:ALA:HA	2:B:73:GLN:HB3	19	0.31
(1,5537)	1:C:1907:ALA:HA	1:C:1905:GLU:HB3	19	0.31

Continued on next page...

Continued from previous page...

Key	Atom-1	Atom-2	Model ID	Violation (Å)
(1,5537)	1:C:1907:ALA:HA	2:A:73:GLN:HB3	19	0.31
(1,5537)	1:C:1907:ALA:HA	1:C:1905:GLU:HB2	19	0.31
(1,5462)	1:C:1911:ASN:HB3	1:C:1914:VAL:HG21	6	0.31
(1,5462)	1:C:1911:ASN:HB3	1:C:1914:VAL:HG22	6	0.31
(1,5462)	1:C:1911:ASN:HB3	1:C:1914:VAL:HG23	6	0.31
(1,5462)	1:C:1911:ASN:HB3	1:C:1914:VAL:HG21	9	0.31
(1,5462)	1:C:1911:ASN:HB3	1:C:1914:VAL:HG22	9	0.31
(1,5462)	1:C:1911:ASN:HB3	1:C:1914:VAL:HG23	9	0.31
(1,5462)	1:C:1911:ASN:HB3	1:C:1914:VAL:HG21	13	0.31
(1,5462)	1:C:1911:ASN:HB3	1:C:1914:VAL:HG22	13	0.31
(1,5462)	1:C:1911:ASN:HB3	1:C:1914:VAL:HG23	13	0.31
(1,5360)	1:C:1917:LEU:HD21	1:C:1918:LYS:HE3	5	0.31
(1,5360)	1:C:1917:LEU:HD22	1:C:1918:LYS:HE3	5	0.31
(1,5360)	1:C:1917:LEU:HD23	1:C:1918:LYS:HE3	5	0.31
(1,5360)	1:C:1917:LEU:HD21	1:C:1918:LYS:HE2	5	0.31
(1,5360)	1:C:1917:LEU:HD22	1:C:1918:LYS:HE2	5	0.31
(1,5360)	1:C:1917:LEU:HD23	1:C:1918:LYS:HE2	5	0.31
(1,5353)	1:C:1917:LEU:HD11	1:C:1920:LYS:HG3	10	0.31
(1,5353)	1:C:1917:LEU:HD12	1:C:1920:LYS:HG3	10	0.31
(1,5353)	1:C:1917:LEU:HD13	1:C:1920:LYS:HG3	10	0.31
(1,5053)	1:C:1904:THR:H	1:C:1902:ASP:HB3	7	0.31
(1,5026)	1:C:1907:ALA:H	2:A:85:MET:HG3	6	0.31
(1,5026)	1:C:1907:ALA:H	2:A:85:MET:HB2	6	0.31
(1,5026)	1:C:1907:ALA:H	2:B:76:CYS:HB3	6	0.31
(1,4994)	1:C:1910:MET:H	2:B:73:GLN:HB3	7	0.31
(1,4994)	1:C:1910:MET:H	2:B:73:GLN:HB3	9	0.31
(1,4907)	1:C:1918:LYS:H	1:C:1910:MET:HG3	13	0.31
(1,4907)	1:C:1918:LYS:H	1:C:1922:ARG:HB3	13	0.31
(1,4907)	1:C:1918:LYS:H	1:C:1910:MET:HE1	13	0.31
(1,4907)	1:C:1918:LYS:H	1:C:1910:MET:HE2	13	0.31
(1,4907)	1:C:1918:LYS:H	1:C:1910:MET:HE3	13	0.31
(1,4907)	1:C:1918:LYS:H	1:C:1910:MET:HG2	13	0.31
(1,4718)	1:C:1898:ARG:H	1:C:1898:ARG:HB3	14	0.31
(1,4564)	1:C:1917:LEU:HD21	1:C:1917:LEU:HB3	12	0.31
(1,4564)	1:C:1917:LEU:HD22	1:C:1917:LEU:HB3	12	0.31
(1,4564)	1:C:1917:LEU:HD23	1:C:1917:LEU:HB3	12	0.31
(1,4564)	1:C:1917:LEU:HD21	1:C:1917:LEU:HB3	18	0.31
(1,4564)	1:C:1917:LEU:HD22	1:C:1917:LEU:HB3	18	0.31
(1,4564)	1:C:1917:LEU:HD23	1:C:1917:LEU:HB3	18	0.31
(1,4125)	2:A:76:CYS:HB3	1:C:1910:MET:HG2	4	0.31
(1,4125)	2:A:76:CYS:HB3	1:C:1910:MET:HG3	4	0.31
(1,4125)	2:A:76:CYS:HB3	1:C:1910:MET:HG2	7	0.31

Continued on next page...

Continued from previous page...

Key	Atom-1	Atom-2	Model ID	Violation (Å)
(1,4125)	2:A:76:CYS:HB3	1:C:1910:MET:HG3	7	0.31
(1,4125)	2:A:76:CYS:HB3	1:C:1910:MET:HG2	16	0.31
(1,4125)	2:A:76:CYS:HB3	1:C:1910:MET:HG3	16	0.31
(1,4002)	2:B:58:LEU:HD13	1:C:1928:PHE:HB2	2	0.31
(1,4002)	2:B:58:LEU:HD12	1:C:1928:PHE:HB2	2	0.31
(1,4002)	2:B:58:LEU:HD11	1:C:1928:PHE:HB2	2	0.31
(1,4002)	2:B:58:LEU:HD13	1:C:1928:PHE:HB2	12	0.31
(1,4002)	2:B:58:LEU:HD12	1:C:1928:PHE:HB2	12	0.31
(1,4002)	2:B:58:LEU:HD11	1:C:1928:PHE:HB2	12	0.31
(1,4002)	2:B:58:LEU:HD13	1:C:1928:PHE:HB2	18	0.31
(1,4002)	2:B:58:LEU:HD12	1:C:1928:PHE:HB2	18	0.31
(1,4002)	2:B:58:LEU:HD11	1:C:1928:PHE:HB2	18	0.31
(1,245)	2:B:84:MET:HE2	2:B:85:MET:HG2	5	0.31
(1,245)	2:B:84:MET:HE1	2:B:85:MET:HG2	5	0.31
(1,245)	2:B:84:MET:HE2	2:B:85:MET:HG2	20	0.31
(1,245)	2:B:84:MET:HE1	2:B:85:MET:HG2	20	0.31
(1,174)	2:B:85:MET:HE2	2:B:85:MET:HA	13	0.31
(1,1483)	2:A:46:LEU:HD22	1:C:1897:GLN:HG2	3	0.31
(1,1483)	2:A:46:LEU:HD23	1:C:1897:GLN:HG2	3	0.31
(1,1483)	2:A:46:LEU:HD21	1:C:1897:GLN:HG2	3	0.31
(1,1044)	2:A:59:MET:HE3	2:A:59:MET:H	5	0.31
(1,1044)	2:A:59:MET:HE1	2:A:59:MET:H	5	0.31
(1,1044)	2:A:59:MET:HE2	2:A:59:MET:H	5	0.31
(1,1044)	2:A:59:MET:HE3	2:A:59:MET:H	7	0.31
(1,1044)	2:A:59:MET:HE1	2:A:59:MET:H	7	0.31
(1,1044)	2:A:59:MET:HE2	2:A:59:MET:H	7	0.31
(1,1044)	2:A:59:MET:HE3	2:A:59:MET:H	8	0.31
(1,1044)	2:A:59:MET:HE1	2:A:59:MET:H	8	0.31
(1,1044)	2:A:59:MET:HE2	2:A:59:MET:H	8	0.31
(1,1044)	2:A:59:MET:HE3	2:A:59:MET:H	12	0.31
(1,1044)	2:A:59:MET:HE1	2:A:59:MET:H	12	0.31
(1,1044)	2:A:59:MET:HE2	2:A:59:MET:H	12	0.31
(1,1044)	2:A:59:MET:HE3	2:A:59:MET:H	20	0.31
(1,1044)	2:A:59:MET:HE1	2:A:59:MET:H	20	0.31
(1,1044)	2:A:59:MET:HE2	2:A:59:MET:H	20	0.31
(1,805)	2:A:68:ASN:HB3	2:A:68:ASN:HD21	1	0.3
(1,6434)	2:B:12:MET:HE1	2:A:9:LEU:HD21	4	0.3
(1,6434)	2:B:12:MET:HE1	2:A:9:LEU:HD22	4	0.3
(1,6434)	2:B:12:MET:HE1	2:A:9:LEU:HD23	4	0.3
(1,6434)	2:B:12:MET:HE3	2:A:9:LEU:HD21	4	0.3
(1,6434)	2:B:12:MET:HE3	2:A:9:LEU:HD22	4	0.3
(1,6434)	2:B:12:MET:HE3	2:A:9:LEU:HD23	4	0.3

Continued on next page...

Continued from previous page...

Key	Atom-1	Atom-2	Model ID	Violation (Å)
(1,6434)	2:B:12:MET:HE2	2:A:9:LEU:HD21	4	0.3
(1,6434)	2:B:12:MET:HE2	2:A:9:LEU:HD22	4	0.3
(1,6434)	2:B:12:MET:HE2	2:A:9:LEU:HD23	4	0.3
(1,6434)	2:B:12:MET:HE1	2:B:42:LEU:HD22	4	0.3
(1,6434)	2:B:12:MET:HE1	2:B:42:LEU:HD23	4	0.3
(1,6434)	2:B:12:MET:HE1	2:B:42:LEU:HD21	4	0.3
(1,6434)	2:B:12:MET:HE1	2:A:9:LEU:HD21	5	0.3
(1,6434)	2:B:12:MET:HE1	2:A:9:LEU:HD22	5	0.3
(1,6434)	2:B:12:MET:HE1	2:A:9:LEU:HD23	5	0.3
(1,6434)	2:B:12:MET:HE3	2:A:9:LEU:HD21	5	0.3
(1,6434)	2:B:12:MET:HE3	2:A:9:LEU:HD22	5	0.3
(1,6434)	2:B:12:MET:HE3	2:A:9:LEU:HD23	5	0.3
(1,6434)	2:B:12:MET:HE2	2:A:9:LEU:HD21	5	0.3
(1,6434)	2:B:12:MET:HE2	2:A:9:LEU:HD22	5	0.3
(1,6434)	2:B:12:MET:HE2	2:A:9:LEU:HD23	5	0.3
(1,6434)	2:B:12:MET:HE1	2:B:42:LEU:HD22	5	0.3
(1,6434)	2:B:12:MET:HE1	2:B:42:LEU:HD23	5	0.3
(1,6434)	2:B:12:MET:HE1	2:B:42:LEU:HD21	5	0.3
(1,6434)	2:B:12:MET:HE1	2:A:9:LEU:HD21	11	0.3
(1,6434)	2:B:12:MET:HE1	2:A:9:LEU:HD22	11	0.3
(1,6434)	2:B:12:MET:HE1	2:A:9:LEU:HD23	11	0.3
(1,6434)	2:B:12:MET:HE3	2:A:9:LEU:HD21	11	0.3
(1,6434)	2:B:12:MET:HE3	2:A:9:LEU:HD22	11	0.3
(1,6434)	2:B:12:MET:HE3	2:A:9:LEU:HD23	11	0.3
(1,6434)	2:B:12:MET:HE2	2:A:9:LEU:HD21	11	0.3
(1,6434)	2:B:12:MET:HE2	2:A:9:LEU:HD22	11	0.3
(1,6434)	2:B:12:MET:HE2	2:A:9:LEU:HD23	11	0.3
(1,6434)	2:B:12:MET:HE1	2:B:42:LEU:HD22	11	0.3
(1,6434)	2:B:12:MET:HE1	2:B:42:LEU:HD23	11	0.3
(1,6434)	2:B:12:MET:HE1	2:B:42:LEU:HD21	11	0.3
(1,6434)	2:B:12:MET:HE1	2:A:9:LEU:HD21	12	0.3
(1,6434)	2:B:12:MET:HE1	2:A:9:LEU:HD22	12	0.3
(1,6434)	2:B:12:MET:HE1	2:A:9:LEU:HD23	12	0.3
(1,6434)	2:B:12:MET:HE3	2:A:9:LEU:HD21	12	0.3
(1,6434)	2:B:12:MET:HE3	2:A:9:LEU:HD22	12	0.3
(1,6434)	2:B:12:MET:HE3	2:A:9:LEU:HD23	12	0.3
(1,6434)	2:B:12:MET:HE2	2:A:9:LEU:HD21	12	0.3
(1,6434)	2:B:12:MET:HE2	2:A:9:LEU:HD22	12	0.3
(1,6434)	2:B:12:MET:HE2	2:A:9:LEU:HD23	12	0.3
(1,6434)	2:B:12:MET:HE1	2:B:42:LEU:HD22	12	0.3
(1,6434)	2:B:12:MET:HE1	2:B:42:LEU:HD23	12	0.3
(1,6434)	2:B:12:MET:HE1	2:B:42:LEU:HD21	12	0.3

Continued on next page...

Continued from previous page...

Key	Atom-1	Atom-2	Model ID	Violation (Å)
(1,6415)	2:A:13:VAL:HG13	2:A:72:PHE:HA	7	0.3
(1,6415)	2:A:13:VAL:HG11	2:A:72:PHE:HA	7	0.3
(1,6415)	2:A:13:VAL:HG12	2:A:72:PHE:HA	7	0.3
(1,6415)	2:A:13:VAL:HG12	2:B:89:PHE:HB2	7	0.3
(1,6415)	2:A:13:VAL:HG13	2:B:89:PHE:HB2	7	0.3
(1,636)	2:B:76:CYS:HA	2:B:62:LEU:HD11	19	0.3
(1,636)	2:B:76:CYS:HA	2:B:62:LEU:HD13	19	0.3
(1,636)	2:B:76:CYS:HA	2:B:62:LEU:HD12	19	0.3
(1,6041)	2:A:42:LEU:HD12	2:A:39:THR:H	9	0.3
(1,6041)	2:A:42:LEU:HD11	2:A:39:THR:H	9	0.3
(1,6041)	2:A:42:LEU:HD13	2:A:39:THR:H	9	0.3
(1,6041)	2:A:42:LEU:HD12	2:A:45:PHE:H	9	0.3
(1,6041)	2:A:42:LEU:HD11	2:A:45:PHE:H	9	0.3
(1,6041)	2:A:42:LEU:HD12	2:A:39:THR:H	20	0.3
(1,6041)	2:A:42:LEU:HD11	2:A:39:THR:H	20	0.3
(1,6041)	2:A:42:LEU:HD13	2:A:39:THR:H	20	0.3
(1,6041)	2:A:42:LEU:HD12	2:A:45:PHE:H	20	0.3
(1,6041)	2:A:42:LEU:HD11	2:A:45:PHE:H	20	0.3
(1,6033)	2:A:42:LEU:HD12	2:A:37:LEU:HA	16	0.3
(1,6033)	2:A:42:LEU:HD11	2:A:41:GLU:HG2	16	0.3
(1,6033)	2:A:42:LEU:HD13	2:A:41:GLU:HG2	16	0.3
(1,6033)	2:A:42:LEU:HD12	2:A:41:GLU:HG2	16	0.3
(1,6010)	2:B:49:ARG:HD2	2:B:35:LYS:HD2	1	0.3
(1,6010)	2:B:49:ARG:HD3	2:B:35:LYS:HD2	1	0.3
(1,6010)	2:B:49:ARG:HD2	2:B:54:ALA:HB2	1	0.3
(1,6010)	2:B:49:ARG:HD3	2:B:54:ALA:HB2	1	0.3
(1,6010)	2:B:49:ARG:HD2	2:B:54:ALA:HB3	1	0.3
(1,6010)	2:B:49:ARG:HD3	2:B:54:ALA:HB3	1	0.3
(1,5546)	1:C:1907:ALA:HB1	2:A:85:MET:HE2	12	0.3
(1,5546)	1:C:1907:ALA:HB2	2:A:85:MET:HE2	12	0.3
(1,5546)	1:C:1907:ALA:HB3	2:A:85:MET:HE2	12	0.3
(1,5546)	1:C:1907:ALA:HB1	2:A:85:MET:HE3	12	0.3
(1,5546)	1:C:1907:ALA:HB2	2:A:85:MET:HE3	12	0.3
(1,5546)	1:C:1907:ALA:HB3	2:A:85:MET:HE3	12	0.3
(1,5546)	1:C:1907:ALA:HB1	2:A:85:MET:HE1	12	0.3
(1,5546)	1:C:1907:ALA:HB2	2:A:85:MET:HE1	12	0.3
(1,5546)	1:C:1907:ALA:HB3	2:A:85:MET:HE1	12	0.3
(1,5546)	1:C:1907:ALA:HB1	2:A:85:MET:HE2	16	0.3
(1,5546)	1:C:1907:ALA:HB2	2:A:85:MET:HE2	16	0.3
(1,5546)	1:C:1907:ALA:HB3	2:A:85:MET:HE2	16	0.3
(1,5546)	1:C:1907:ALA:HB1	2:A:85:MET:HE3	16	0.3
(1,5546)	1:C:1907:ALA:HB2	2:A:85:MET:HE3	16	0.3

Continued on next page...

Continued from previous page...

Key	Atom-1	Atom-2	Model ID	Violation (Å)
(1,5546)	1:C:1907:ALA:HB3	2:A:85:MET:HE3	16	0.3
(1,5546)	1:C:1907:ALA:HB1	2:A:85:MET:HE1	16	0.3
(1,5546)	1:C:1907:ALA:HB2	2:A:85:MET:HE1	16	0.3
(1,5546)	1:C:1907:ALA:HB3	2:A:85:MET:HE1	16	0.3
(1,5546)	1:C:1907:ALA:HB1	2:A:85:MET:HE2	18	0.3
(1,5546)	1:C:1907:ALA:HB2	2:A:85:MET:HE2	18	0.3
(1,5546)	1:C:1907:ALA:HB3	2:A:85:MET:HE2	18	0.3
(1,5546)	1:C:1907:ALA:HB1	2:A:85:MET:HE3	18	0.3
(1,5546)	1:C:1907:ALA:HB2	2:A:85:MET:HE3	18	0.3
(1,5546)	1:C:1907:ALA:HB3	2:A:85:MET:HE3	18	0.3
(1,5546)	1:C:1907:ALA:HB1	2:A:85:MET:HE1	18	0.3
(1,5546)	1:C:1907:ALA:HB2	2:A:85:MET:HE1	18	0.3
(1,5546)	1:C:1907:ALA:HB3	2:A:85:MET:HE1	18	0.3
(1,5546)	1:C:1907:ALA:HB1	2:A:85:MET:HE2	19	0.3
(1,5546)	1:C:1907:ALA:HB2	2:A:85:MET:HE2	19	0.3
(1,5546)	1:C:1907:ALA:HB3	2:A:85:MET:HE2	19	0.3
(1,5546)	1:C:1907:ALA:HB1	2:A:85:MET:HE3	19	0.3
(1,5546)	1:C:1907:ALA:HB2	2:A:85:MET:HE3	19	0.3
(1,5546)	1:C:1907:ALA:HB3	2:A:85:MET:HE3	19	0.3
(1,5546)	1:C:1907:ALA:HB1	2:A:85:MET:HE1	19	0.3
(1,5546)	1:C:1907:ALA:HB2	2:A:85:MET:HE1	19	0.3
(1,5546)	1:C:1907:ALA:HB3	2:A:85:MET:HE1	19	0.3
(1,5462)	1:C:1911:ASN:HB3	1:C:1914:VAL:HG21	12	0.3
(1,5462)	1:C:1911:ASN:HB3	1:C:1914:VAL:HG22	12	0.3
(1,5462)	1:C:1911:ASN:HB3	1:C:1914:VAL:HG23	12	0.3
(1,5406)	1:C:1914:VAL:HG11	1:C:1918:LYS:HA	9	0.3
(1,5406)	1:C:1914:VAL:HG12	1:C:1918:LYS:HA	9	0.3
(1,5406)	1:C:1914:VAL:HG13	1:C:1918:LYS:HA	9	0.3
(1,5406)	1:C:1914:VAL:HG11	1:C:1918:LYS:HA	13	0.3
(1,5406)	1:C:1914:VAL:HG12	1:C:1918:LYS:HA	13	0.3
(1,5406)	1:C:1914:VAL:HG13	1:C:1918:LYS:HA	13	0.3
(1,5360)	1:C:1917:LEU:HD21	1:C:1918:LYS:HE3	2	0.3
(1,5360)	1:C:1917:LEU:HD22	1:C:1918:LYS:HE3	2	0.3
(1,5360)	1:C:1917:LEU:HD23	1:C:1918:LYS:HE3	2	0.3
(1,5360)	1:C:1917:LEU:HD21	1:C:1918:LYS:HE2	2	0.3
(1,5360)	1:C:1917:LEU:HD22	1:C:1918:LYS:HE2	2	0.3
(1,5360)	1:C:1917:LEU:HD23	1:C:1918:LYS:HE2	2	0.3
(1,5360)	1:C:1917:LEU:HD21	1:C:1918:LYS:HE3	15	0.3
(1,5360)	1:C:1917:LEU:HD22	1:C:1918:LYS:HE3	15	0.3
(1,5360)	1:C:1917:LEU:HD23	1:C:1918:LYS:HE3	15	0.3
(1,5360)	1:C:1917:LEU:HD21	1:C:1918:LYS:HE2	15	0.3
(1,5360)	1:C:1917:LEU:HD22	1:C:1918:LYS:HE2	15	0.3

Continued on next page...

Continued from previous page...

Key	Atom-1	Atom-2	Model ID	Violation (Å)
(1,5360)	1:C:1917:LEU:HD23	1:C:1918:LYS:HE2	15	0.3
(1,4994)	1:C:1910:MET:H	2:B:73:GLN:HB3	2	0.3
(1,4982)	1:C:1911:ASN:HD22	1:C:1915:SER:HA	15	0.3
(1,4982)	1:C:1911:ASN:HD22	2:B:84:MET:HA	15	0.3
(1,4907)	1:C:1918:LYS:H	1:C:1910:MET:HG3	4	0.3
(1,4907)	1:C:1918:LYS:H	1:C:1922:ARG:HB3	4	0.3
(1,4907)	1:C:1918:LYS:H	1:C:1910:MET:HE1	4	0.3
(1,4907)	1:C:1918:LYS:H	1:C:1910:MET:HE2	4	0.3
(1,4907)	1:C:1918:LYS:H	1:C:1910:MET:HE3	4	0.3
(1,4907)	1:C:1918:LYS:H	1:C:1910:MET:HG2	4	0.3
(1,4907)	1:C:1918:LYS:H	1:C:1910:MET:HG3	17	0.3
(1,4907)	1:C:1918:LYS:H	1:C:1922:ARG:HB3	17	0.3
(1,4907)	1:C:1918:LYS:H	1:C:1910:MET:HE1	17	0.3
(1,4907)	1:C:1918:LYS:H	1:C:1910:MET:HE2	17	0.3
(1,4907)	1:C:1918:LYS:H	1:C:1910:MET:HE3	17	0.3
(1,4907)	1:C:1918:LYS:H	1:C:1910:MET:HG2	17	0.3
(1,4841)	1:C:1926:LEU:H	1:C:1926:LEU:HG	2	0.3
(1,4691)	2:B:74:GLU:HG3	1:C:1921:LEU:HD11	2	0.3
(1,4691)	2:B:74:GLU:HG3	1:C:1921:LEU:HD12	2	0.3
(1,4691)	2:B:74:GLU:HG3	1:C:1921:LEU:HD13	2	0.3
(1,4691)	2:B:76:CYS:HB3	1:C:1921:LEU:HD11	2	0.3
(1,4691)	2:B:76:CYS:HB3	1:C:1921:LEU:HD12	2	0.3
(1,4691)	2:B:76:CYS:HB3	1:C:1921:LEU:HD13	2	0.3
(1,4691)	2:B:74:GLU:HG3	1:C:1926:LEU:HD11	2	0.3
(1,4691)	2:B:74:GLU:HG3	1:C:1926:LEU:HD12	2	0.3
(1,4691)	2:B:74:GLU:HG3	1:C:1926:LEU:HD13	2	0.3
(1,4691)	2:B:74:GLU:HG3	1:C:1921:LEU:HD11	20	0.3
(1,4691)	2:B:74:GLU:HG3	1:C:1921:LEU:HD12	20	0.3
(1,4691)	2:B:74:GLU:HG3	1:C:1921:LEU:HD13	20	0.3
(1,4691)	2:B:76:CYS:HB3	1:C:1921:LEU:HD11	20	0.3
(1,4691)	2:B:76:CYS:HB3	1:C:1921:LEU:HD12	20	0.3
(1,4691)	2:B:76:CYS:HB3	1:C:1921:LEU:HD13	20	0.3
(1,4691)	2:B:74:GLU:HG3	1:C:1926:LEU:HD11	20	0.3
(1,4691)	2:B:74:GLU:HG3	1:C:1926:LEU:HD12	20	0.3
(1,4691)	2:B:74:GLU:HG3	1:C:1926:LEU:HD13	20	0.3
(1,4573)	1:C:1920:LYS:HG2	1:C:1917:LEU:HA	14	0.3
(1,4162)	2:A:54:ALA:HB2	1:C:1900:LEU:HB3	3	0.3
(1,4162)	2:A:54:ALA:HB3	1:C:1900:LEU:HB3	3	0.3
(1,4162)	2:A:54:ALA:HB1	1:C:1900:LEU:HB3	3	0.3
(1,4125)	2:A:76:CYS:HB3	1:C:1910:MET:HG2	3	0.3
(1,4125)	2:A:76:CYS:HB3	1:C:1910:MET:HG3	3	0.3
(1,4125)	2:A:76:CYS:HB3	1:C:1910:MET:HG2	20	0.3

Continued on next page...

Continued from previous page...

Key	Atom-1	Atom-2	Model ID	Violation (Å)
(1,4125)	2:A:76:CYS:HB3	1:C:1910:MET:HG3	20	0.3
(1,4055)	2:B:85:MET:HE2	1:C:1918:LYS:HG2	3	0.3
(1,4026)	2:B:82:ILE:HD11	1:C:1929:VAL:HG21	6	0.3
(1,4026)	2:B:82:ILE:HD11	1:C:1929:VAL:HG22	6	0.3
(1,4026)	2:B:82:ILE:HD11	1:C:1929:VAL:HG23	6	0.3
(1,4026)	2:B:82:ILE:HD12	1:C:1929:VAL:HG21	6	0.3
(1,4026)	2:B:82:ILE:HD12	1:C:1929:VAL:HG22	6	0.3
(1,4026)	2:B:82:ILE:HD12	1:C:1929:VAL:HG23	6	0.3
(1,4026)	2:B:82:ILE:HD11	1:C:1929:VAL:HG21	10	0.3
(1,4026)	2:B:82:ILE:HD11	1:C:1929:VAL:HG22	10	0.3
(1,4026)	2:B:82:ILE:HD11	1:C:1929:VAL:HG23	10	0.3
(1,4026)	2:B:82:ILE:HD12	1:C:1929:VAL:HG21	10	0.3
(1,4026)	2:B:82:ILE:HD12	1:C:1929:VAL:HG22	10	0.3
(1,4026)	2:B:82:ILE:HD12	1:C:1929:VAL:HG23	10	0.3
(1,4013)	2:B:46:LEU:HD21	1:C:1928:PHE:HZ	7	0.3
(1,4013)	2:B:46:LEU:HD23	1:C:1928:PHE:HZ	7	0.3
(1,4002)	2:B:58:LEU:HD13	1:C:1928:PHE:HB2	1	0.3
(1,4002)	2:B:58:LEU:HD12	1:C:1928:PHE:HB2	1	0.3
(1,4002)	2:B:58:LEU:HD11	1:C:1928:PHE:HB2	1	0.3
(1,4002)	2:B:58:LEU:HD13	1:C:1928:PHE:HB2	14	0.3
(1,4002)	2:B:58:LEU:HD12	1:C:1928:PHE:HB2	14	0.3
(1,4002)	2:B:58:LEU:HD11	1:C:1928:PHE:HB2	14	0.3
(1,4002)	2:B:58:LEU:HD13	1:C:1928:PHE:HB2	19	0.3
(1,4002)	2:B:58:LEU:HD12	1:C:1928:PHE:HB2	19	0.3
(1,4002)	2:B:58:LEU:HD11	1:C:1928:PHE:HB2	19	0.3
(1,3847)	2:B:78:PHE:HD1	1:C:1917:LEU:HD11	1	0.3
(1,3847)	2:B:78:PHE:HD1	1:C:1917:LEU:HD12	1	0.3
(1,3847)	2:B:78:PHE:HD1	1:C:1917:LEU:HD13	1	0.3
(1,3847)	2:B:78:PHE:HD2	1:C:1917:LEU:HD11	1	0.3
(1,3847)	2:B:78:PHE:HD2	1:C:1917:LEU:HD12	1	0.3
(1,3847)	2:B:78:PHE:HD2	1:C:1917:LEU:HD13	1	0.3
(1,3787)	2:A:28:LYS:H	2:A:28:LYS:HE2	6	0.3
(1,3787)	2:A:28:LYS:H	2:A:28:LYS:HE3	6	0.3
(1,2993)	2:A:62:LEU:H	2:A:60:SER:HB3	10	0.3
(1,2600)	2:A:29:LEU:H	2:A:27:PHE:HD1	8	0.3
(1,2600)	2:A:29:LEU:H	2:A:27:PHE:HD2	8	0.3
(1,2570)	2:B:84:MET:HE1	2:A:72:PHE:HZ	13	0.3
(1,2570)	2:B:84:MET:HE2	2:A:72:PHE:HZ	13	0.3
(1,243)	2:B:84:MET:HE2	2:B:85:MET:HB2	20	0.3
(1,243)	2:B:84:MET:HE1	2:B:85:MET:HB2	20	0.3
(1,1483)	2:A:46:LEU:HD22	1:C:1897:GLN:HG2	12	0.3
(1,1483)	2:A:46:LEU:HD23	1:C:1897:GLN:HG2	12	0.3

Continued on next page...

Continued from previous page...

Key	Atom-1	Atom-2	Model ID	Violation (Å)
(1,1483)	2:A:46:LEU:HD21	1:C:1897:GLN:HG2	12	0.3
(2,49)	1:C:1935:ALA:HB1	1:C:1932:ARG:HA	7	0.29
(2,49)	1:C:1935:ALA:HB2	1:C:1932:ARG:HA	7	0.29
(2,49)	1:C:1935:ALA:HB3	1:C:1932:ARG:HA	7	0.29
(2,45)	1:C:1918:LYS:H	1:C:1916:SER:HB2	16	0.29
(2,18)	2:A:28:LYS:HD3	2:A:20:SER:HB2	15	0.29
(1,805)	2:A:68:ASN:HB3	2:A:68:ASN:HD21	6	0.29
(1,805)	2:A:68:ASN:HB3	2:A:68:ASN:HD21	19	0.29
(1,6968)	2:A:17:HIS:H	2:A:26:LYS:HE3	17	0.29
(1,6968)	2:A:17:HIS:H	2:A:26:LYS:HE2	17	0.29
(1,6968)	2:A:17:HIS:H	2:A:75:TYR:HB3	17	0.29
(1,6968)	2:A:17:HIS:H	2:B:90:PHE:HB2	17	0.29
(1,6966)	2:B:26:LYS:H	2:B:26:LYS:HD3	10	0.29
(1,6966)	2:A:26:LYS:H	2:A:26:LYS:HD3	10	0.29
(1,6966)	2:B:26:LYS:H	2:B:26:LYS:HD2	10	0.29
(1,6966)	2:A:26:LYS:H	2:A:26:LYS:HD2	10	0.29
(1,6858)	2:B:2:ALA:H	2:B:7:LYS:HB2	2	0.29
(1,6858)	2:B:2:ALA:H	2:A:7:LYS:HB2	2	0.29
(1,6443)	2:B:12:MET:HE2	2:A:82:ILE:H	6	0.29
(1,6443)	2:B:12:MET:HE1	2:A:9:LEU:H	6	0.29
(1,6443)	2:B:12:MET:HE3	2:A:9:LEU:H	6	0.29
(1,6443)	2:B:12:MET:HE2	2:A:9:LEU:H	6	0.29
(1,6415)	2:A:13:VAL:HG13	2:A:72:PHE:HA	5	0.29
(1,6415)	2:A:13:VAL:HG11	2:A:72:PHE:HA	5	0.29
(1,6415)	2:A:13:VAL:HG12	2:A:72:PHE:HA	5	0.29
(1,6415)	2:A:13:VAL:HG12	2:B:89:PHE:HB2	5	0.29
(1,6415)	2:A:13:VAL:HG13	2:B:89:PHE:HB2	5	0.29
(1,6415)	2:A:13:VAL:HG13	2:A:72:PHE:HA	18	0.29
(1,6415)	2:A:13:VAL:HG11	2:A:72:PHE:HA	18	0.29
(1,6415)	2:A:13:VAL:HG12	2:A:72:PHE:HA	18	0.29
(1,6415)	2:A:13:VAL:HG12	2:B:89:PHE:HB2	18	0.29
(1,6415)	2:A:13:VAL:HG13	2:B:89:PHE:HB2	18	0.29
(1,636)	2:B:76:CYS:HA	2:B:62:LEU:HD11	3	0.29
(1,636)	2:B:76:CYS:HA	2:B:62:LEU:HD13	3	0.29
(1,636)	2:B:76:CYS:HA	2:B:62:LEU:HD12	3	0.29
(1,636)	2:B:76:CYS:HA	2:B:62:LEU:HD11	5	0.29
(1,636)	2:B:76:CYS:HA	2:B:62:LEU:HD13	5	0.29
(1,636)	2:B:76:CYS:HA	2:B:62:LEU:HD12	5	0.29
(1,636)	2:B:76:CYS:HA	2:B:62:LEU:HD11	12	0.29
(1,636)	2:B:76:CYS:HA	2:B:62:LEU:HD13	12	0.29
(1,636)	2:B:76:CYS:HA	2:B:62:LEU:HD12	12	0.29
(1,6072)	2:B:39:THR:HG23	2:B:36:GLU:HB3	16	0.29

Continued on next page...

Continued from previous page...

Key	Atom-1	Atom-2	Model ID	Violation (Å)
(1,6072)	2:B:39:THR:HG22	2:B:36:GLU:HB3	16	0.29
(1,6072)	2:B:39:THR:HG21	2:B:36:GLU:HB3	16	0.29
(1,6072)	2:B:39:THR:HG23	2:B:40:ARG:HB2	16	0.29
(1,6072)	2:B:39:THR:HG21	2:B:40:ARG:HB2	16	0.29
(1,6072)	2:B:39:THR:HG22	2:B:40:ARG:HB2	16	0.29
(1,5639)	1:C:1901:GLU:HB2	1:C:1905:GLU:HB2	15	0.29
(1,5639)	1:C:1901:GLU:HB2	1:C:1905:GLU:HB3	15	0.29
(1,5537)	1:C:1907:ALA:HA	2:B:73:GLN:HB3	13	0.29
(1,5537)	1:C:1907:ALA:HA	1:C:1905:GLU:HB3	13	0.29
(1,5537)	1:C:1907:ALA:HA	2:A:73:GLN:HB3	13	0.29
(1,5537)	1:C:1907:ALA:HA	1:C:1905:GLU:HB2	13	0.29
(1,5462)	1:C:1911:ASN:HB3	1:C:1914:VAL:HG21	11	0.29
(1,5462)	1:C:1911:ASN:HB3	1:C:1914:VAL:HG22	11	0.29
(1,5462)	1:C:1911:ASN:HB3	1:C:1914:VAL:HG23	11	0.29
(1,5360)	1:C:1917:LEU:HD21	1:C:1918:LYS:HE3	4	0.29
(1,5360)	1:C:1917:LEU:HD22	1:C:1918:LYS:HE3	4	0.29
(1,5360)	1:C:1917:LEU:HD23	1:C:1918:LYS:HE3	4	0.29
(1,5360)	1:C:1917:LEU:HD21	1:C:1918:LYS:HE2	4	0.29
(1,5360)	1:C:1917:LEU:HD22	1:C:1918:LYS:HE2	4	0.29
(1,5360)	1:C:1917:LEU:HD23	1:C:1918:LYS:HE2	4	0.29
(1,5193)	1:C:1929:VAL:HG21	1:C:1928:PHE:HB2	5	0.29
(1,5193)	1:C:1929:VAL:HG22	1:C:1928:PHE:HB2	5	0.29
(1,5193)	1:C:1929:VAL:HG23	1:C:1928:PHE:HB2	5	0.29
(1,4994)	1:C:1910:MET:H	2:B:73:GLN:HB3	16	0.29
(1,499)	2:B:79:LEU:HD23	2:A:83:ALA:H	7	0.29
(1,499)	2:B:79:LEU:HD21	2:A:83:ALA:H	7	0.29
(1,499)	2:B:79:LEU:HD22	2:A:83:ALA:H	7	0.29
(1,4982)	1:C:1911:ASN:HD22	1:C:1915:SER:HA	1	0.29
(1,4982)	1:C:1911:ASN:HD22	2:B:84:MET:HA	1	0.29
(1,4718)	1:C:1898:ARG:H	1:C:1898:ARG:HB3	3	0.29
(1,4485)	1:C:1926:LEU:HG	1:C:1924:GLY:H	18	0.29
(1,4485)	1:C:1921:LEU:HB3	1:C:1924:GLY:H	18	0.29
(1,4150)	2:B:61:ASN:HA	1:C:1926:LEU:HG	12	0.29
(1,4150)	2:B:61:ASN:HA	1:C:1921:LEU:HB3	12	0.29
(1,4125)	2:A:76:CYS:HB3	1:C:1910:MET:HG2	5	0.29
(1,4125)	2:A:76:CYS:HB3	1:C:1910:MET:HG3	5	0.29
(1,4125)	2:A:76:CYS:HB3	1:C:1910:MET:HG2	13	0.29
(1,4125)	2:A:76:CYS:HB3	1:C:1910:MET:HG3	13	0.29
(1,4088)	2:B:84:MET:HE3	1:C:1913:GLU:HG3	4	0.29
(1,4088)	2:B:84:MET:HE1	1:C:1913:GLU:HG3	4	0.29
(1,4088)	2:B:84:MET:HE2	1:C:1913:GLU:HG3	4	0.29
(1,4060)	2:B:85:MET:HE1	1:C:1928:PHE:HB3	6	0.29

Continued on next page...

Continued from previous page...

Key	Atom-1	Atom-2	Model ID	Violation (Å)
(1,4060)	2:B:85:MET:HE3	1:C:1928:PHE:HB3	6	0.29
(1,4056)	2:B:85:MET:HE2	1:C:1922:ARG:HG2	11	0.29
(1,4056)	2:B:85:MET:HE1	1:C:1922:ARG:HG2	11	0.29
(1,4055)	2:B:85:MET:HE2	1:C:1918:LYS:HG2	4	0.29
(1,4013)	2:B:46:LEU:HD21	1:C:1928:PHE:HZ	1	0.29
(1,4013)	2:B:46:LEU:HD23	1:C:1928:PHE:HZ	1	0.29
(1,4013)	2:B:46:LEU:HD21	1:C:1928:PHE:HZ	8	0.29
(1,4013)	2:B:46:LEU:HD23	1:C:1928:PHE:HZ	8	0.29
(1,4013)	2:B:46:LEU:HD21	1:C:1928:PHE:HZ	13	0.29
(1,4013)	2:B:46:LEU:HD23	1:C:1928:PHE:HZ	13	0.29
(1,4002)	2:B:58:LEU:HD13	1:C:1928:PHE:HB2	20	0.29
(1,4002)	2:B:58:LEU:HD12	1:C:1928:PHE:HB2	20	0.29
(1,4002)	2:B:58:LEU:HD11	1:C:1928:PHE:HB2	20	0.29
(1,3847)	2:B:78:PHE:HD1	1:C:1917:LEU:HD11	2	0.29
(1,3847)	2:B:78:PHE:HD1	1:C:1917:LEU:HD12	2	0.29
(1,3847)	2:B:78:PHE:HD1	1:C:1917:LEU:HD13	2	0.29
(1,3847)	2:B:78:PHE:HD2	1:C:1917:LEU:HD11	2	0.29
(1,3847)	2:B:78:PHE:HD2	1:C:1917:LEU:HD12	2	0.29
(1,3847)	2:B:78:PHE:HD2	1:C:1917:LEU:HD13	2	0.29
(1,3796)	2:B:27:PHE:H	2:B:27:PHE:HD1	14	0.29
(1,3796)	2:B:27:PHE:H	2:B:27:PHE:HD2	14	0.29
(1,2570)	2:B:84:MET:HE1	2:A:72:PHE:HZ	16	0.29
(1,2570)	2:B:84:MET:HE2	2:A:72:PHE:HZ	16	0.29
(1,252)	2:B:84:MET:HE1	2:A:72:PHE:HD1	16	0.29
(1,252)	2:B:84:MET:HE1	2:A:72:PHE:HD2	16	0.29
(1,252)	2:B:84:MET:HE2	2:A:72:PHE:HD1	16	0.29
(1,252)	2:B:84:MET:HE2	2:A:72:PHE:HD2	16	0.29
(1,245)	2:B:84:MET:HE2	2:B:85:MET:HG2	10	0.29
(1,245)	2:B:84:MET:HE1	2:B:85:MET:HG2	10	0.29
(1,245)	2:B:84:MET:HE2	2:B:85:MET:HG2	14	0.29
(1,245)	2:B:84:MET:HE1	2:B:85:MET:HG2	14	0.29
(1,245)	2:B:84:MET:HE2	2:B:85:MET:HG2	17	0.29
(1,245)	2:B:84:MET:HE1	2:B:85:MET:HG2	17	0.29
(1,243)	2:B:84:MET:HE2	2:B:85:MET:HB2	12	0.29
(1,243)	2:B:84:MET:HE1	2:B:85:MET:HB2	12	0.29
(1,2024)	2:A:29:LEU:HD13	2:A:72:PHE:HE1	13	0.29
(1,2024)	2:A:29:LEU:HD13	2:A:72:PHE:HE2	13	0.29
(1,2024)	2:A:29:LEU:HD12	2:A:72:PHE:HE1	13	0.29
(1,2024)	2:A:29:LEU:HD12	2:A:72:PHE:HE2	13	0.29
(1,2024)	2:A:29:LEU:HD11	2:A:72:PHE:HE1	13	0.29
(1,2024)	2:A:29:LEU:HD11	2:A:72:PHE:HE2	13	0.29
(1,174)	2:B:85:MET:HE2	2:B:85:MET:HA	6	0.29

Continued on next page...

Continued from previous page...

Key	Atom-1	Atom-2	Model ID	Violation (Å)
(1,174)	2:B:85:MET:HE2	2:B:85:MET:HA	19	0.29
(1,174)	2:B:85:MET:HE2	2:B:85:MET:HA	20	0.29
(1,126)	2:A:85:MET:HE2	1:C:1898:ARG:H	8	0.29
(1,126)	2:A:85:MET:HE1	1:C:1898:ARG:H	8	0.29
(1,1085)	2:B:59:MET:HE2	2:B:31:LYS:HA	16	0.29
(1,1085)	2:B:59:MET:HE1	2:B:31:LYS:HA	16	0.29
(1,1085)	2:B:59:MET:HE3	2:B:31:LYS:HA	16	0.29
(2,49)	1:C:1935:ALA:HB1	1:C:1932:ARG:HA	5	0.28
(2,49)	1:C:1935:ALA:HB2	1:C:1932:ARG:HA	5	0.28
(2,49)	1:C:1935:ALA:HB3	1:C:1932:ARG:HA	5	0.28
(2,45)	1:C:1918:LYS:H	1:C:1916:SER:HB2	8	0.28
(1,805)	2:A:68:ASN:HB3	2:A:68:ASN:HD21	16	0.28
(1,707)	2:B:71:ASP:HA	2:B:28:LYS:HD2	15	0.28
(1,6858)	2:B:2:ALA:H	2:B:7:LYS:HB2	9	0.28
(1,6858)	2:B:2:ALA:H	2:A:7:LYS:HB2	9	0.28
(1,6434)	2:B:12:MET:HE1	2:A:9:LEU:HD21	2	0.28
(1,6434)	2:B:12:MET:HE1	2:A:9:LEU:HD22	2	0.28
(1,6434)	2:B:12:MET:HE1	2:A:9:LEU:HD23	2	0.28
(1,6434)	2:B:12:MET:HE3	2:A:9:LEU:HD21	2	0.28
(1,6434)	2:B:12:MET:HE3	2:A:9:LEU:HD22	2	0.28
(1,6434)	2:B:12:MET:HE3	2:A:9:LEU:HD23	2	0.28
(1,6434)	2:B:12:MET:HE2	2:A:9:LEU:HD21	2	0.28
(1,6434)	2:B:12:MET:HE2	2:A:9:LEU:HD22	2	0.28
(1,6434)	2:B:12:MET:HE2	2:A:9:LEU:HD23	2	0.28
(1,6434)	2:B:12:MET:HE1	2:B:42:LEU:HD22	2	0.28
(1,6434)	2:B:12:MET:HE1	2:B:42:LEU:HD23	2	0.28
(1,6434)	2:B:12:MET:HE1	2:B:42:LEU:HD21	2	0.28
(1,6434)	2:B:12:MET:HE1	2:A:9:LEU:HD21	18	0.28
(1,6434)	2:B:12:MET:HE1	2:A:9:LEU:HD22	18	0.28
(1,6434)	2:B:12:MET:HE1	2:A:9:LEU:HD23	18	0.28
(1,6434)	2:B:12:MET:HE3	2:A:9:LEU:HD21	18	0.28
(1,6434)	2:B:12:MET:HE3	2:A:9:LEU:HD22	18	0.28
(1,6434)	2:B:12:MET:HE3	2:A:9:LEU:HD23	18	0.28
(1,6434)	2:B:12:MET:HE2	2:A:9:LEU:HD21	18	0.28
(1,6434)	2:B:12:MET:HE2	2:A:9:LEU:HD22	18	0.28
(1,6434)	2:B:12:MET:HE2	2:A:9:LEU:HD23	18	0.28
(1,6434)	2:B:12:MET:HE1	2:B:42:LEU:HD22	18	0.28
(1,6434)	2:B:12:MET:HE1	2:B:42:LEU:HD23	18	0.28
(1,6434)	2:B:12:MET:HE1	2:B:42:LEU:HD21	18	0.28
(1,6419)	2:A:13:VAL:HG23	2:B:91:GLU:HB3	6	0.28
(1,6419)	2:A:13:VAL:HG22	2:B:91:GLU:HB3	6	0.28
(1,6419)	2:A:13:VAL:HG21	2:B:91:GLU:HB3	6	0.28

Continued on next page...

Continued from previous page...

Key	Atom-1	Atom-2	Model ID	Violation (Å)
(1,6419)	2:A:13:VAL:HG22	2:A:18:LYS:HB3	6	0.28
(1,6419)	2:A:13:VAL:HG21	2:A:18:LYS:HB3	6	0.28
(1,6419)	2:B:13:VAL:HG21	2:A:5:LEU:HG	6	0.28
(1,6419)	2:B:13:VAL:HG22	2:A:5:LEU:HG	6	0.28
(1,6419)	2:A:13:VAL:HG23	2:A:18:LYS:HB3	6	0.28
(1,6415)	2:A:13:VAL:HG13	2:A:72:PHE:HA	10	0.28
(1,6415)	2:A:13:VAL:HG11	2:A:72:PHE:HA	10	0.28
(1,6415)	2:A:13:VAL:HG12	2:A:72:PHE:HA	10	0.28
(1,6415)	2:A:13:VAL:HG12	2:B:89:PHE:HB2	10	0.28
(1,6415)	2:A:13:VAL:HG13	2:B:89:PHE:HB2	10	0.28
(1,6072)	2:B:39:THR:HG23	2:B:36:GLU:HB3	19	0.28
(1,6072)	2:B:39:THR:HG22	2:B:36:GLU:HB3	19	0.28
(1,6072)	2:B:39:THR:HG21	2:B:36:GLU:HB3	19	0.28
(1,6072)	2:B:39:THR:HG23	2:B:40:ARG:HB2	19	0.28
(1,6072)	2:B:39:THR:HG21	2:B:40:ARG:HB2	19	0.28
(1,6072)	2:B:39:THR:HG22	2:B:40:ARG:HB2	19	0.28
(1,6033)	2:A:42:LEU:HD12	2:A:37:LEU:HA	13	0.28
(1,6033)	2:A:42:LEU:HD11	2:A:41:GLU:HG2	13	0.28
(1,6033)	2:A:42:LEU:HD13	2:A:41:GLU:HG2	13	0.28
(1,6033)	2:A:42:LEU:HD12	2:A:41:GLU:HG2	13	0.28
(1,6010)	2:B:49:ARG:HD2	2:B:35:LYS:HD2	17	0.28
(1,6010)	2:B:49:ARG:HD3	2:B:35:LYS:HD2	17	0.28
(1,6010)	2:B:49:ARG:HD2	2:B:54:ALA:HB2	17	0.28
(1,6010)	2:B:49:ARG:HD3	2:B:54:ALA:HB2	17	0.28
(1,6010)	2:B:49:ARG:HD2	2:B:54:ALA:HB3	17	0.28
(1,6010)	2:B:49:ARG:HD3	2:B:54:ALA:HB3	17	0.28
(1,5836)	2:B:77:VAL:HG12	2:B:79:LEU:HA	2	0.28
(1,5836)	2:B:77:VAL:HG11	2:B:79:LEU:HA	2	0.28
(1,5836)	2:B:77:VAL:HG13	2:B:79:LEU:HA	2	0.28
(1,5836)	2:B:77:VAL:HG13	2:A:76:CYS:HG	2	0.28
(1,5836)	2:B:77:VAL:HG12	2:B:79:LEU:HA	3	0.28
(1,5836)	2:B:77:VAL:HG11	2:B:79:LEU:HA	3	0.28
(1,5836)	2:B:77:VAL:HG13	2:B:79:LEU:HA	3	0.28
(1,5836)	2:B:77:VAL:HG13	2:A:76:CYS:HG	3	0.28
(1,5652)	1:C:1900:LEU:HD21	2:A:59:MET:H	10	0.28
(1,5652)	1:C:1900:LEU:HD22	2:A:59:MET:H	10	0.28
(1,5652)	1:C:1900:LEU:HD23	2:A:59:MET:H	10	0.28
(1,5652)	1:C:1900:LEU:HD21	2:A:59:MET:H	20	0.28
(1,5652)	1:C:1900:LEU:HD22	2:A:59:MET:H	20	0.28
(1,5652)	1:C:1900:LEU:HD23	2:A:59:MET:H	20	0.28
(1,5639)	1:C:1901:GLU:HB2	1:C:1905:GLU:HB2	6	0.28
(1,5639)	1:C:1901:GLU:HB2	1:C:1905:GLU:HB3	6	0.28

Continued on next page...

Continued from previous page...

Key	Atom-1	Atom-2	Model ID	Violation (Å)
(1,5639)	1:C:1901:GLU:HB2	1:C:1905:GLU:HB2	9	0.28
(1,5639)	1:C:1901:GLU:HB2	1:C:1905:GLU:HB3	9	0.28
(1,5546)	1:C:1907:ALA:HB1	2:A:85:MET:HE2	2	0.28
(1,5546)	1:C:1907:ALA:HB2	2:A:85:MET:HE2	2	0.28
(1,5546)	1:C:1907:ALA:HB3	2:A:85:MET:HE2	2	0.28
(1,5546)	1:C:1907:ALA:HB1	2:A:85:MET:HE3	2	0.28
(1,5546)	1:C:1907:ALA:HB2	2:A:85:MET:HE3	2	0.28
(1,5546)	1:C:1907:ALA:HB3	2:A:85:MET:HE3	2	0.28
(1,5546)	1:C:1907:ALA:HB1	2:A:85:MET:HE1	2	0.28
(1,5546)	1:C:1907:ALA:HB2	2:A:85:MET:HE1	2	0.28
(1,5546)	1:C:1907:ALA:HB3	2:A:85:MET:HE1	2	0.28
(1,5537)	1:C:1907:ALA:HA	2:B:73:GLN:HB3	6	0.28
(1,5537)	1:C:1907:ALA:HA	1:C:1905:GLU:HB3	6	0.28
(1,5537)	1:C:1907:ALA:HA	2:A:73:GLN:HB3	6	0.28
(1,5537)	1:C:1907:ALA:HA	1:C:1905:GLU:HB2	6	0.28
(1,5406)	1:C:1914:VAL:HG11	1:C:1918:LYS:HA	5	0.28
(1,5406)	1:C:1914:VAL:HG12	1:C:1918:LYS:HA	5	0.28
(1,5406)	1:C:1914:VAL:HG13	1:C:1918:LYS:HA	5	0.28
(1,5406)	1:C:1914:VAL:HG11	1:C:1918:LYS:HA	14	0.28
(1,5406)	1:C:1914:VAL:HG12	1:C:1918:LYS:HA	14	0.28
(1,5406)	1:C:1914:VAL:HG13	1:C:1918:LYS:HA	14	0.28
(1,5287)	1:C:1921:LEU:HD21	1:C:1917:LEU:HD21	19	0.28
(1,5287)	1:C:1921:LEU:HD21	1:C:1917:LEU:HD22	19	0.28
(1,5287)	1:C:1921:LEU:HD21	1:C:1917:LEU:HD23	19	0.28
(1,5287)	1:C:1921:LEU:HD22	1:C:1917:LEU:HD21	19	0.28
(1,5287)	1:C:1921:LEU:HD22	1:C:1917:LEU:HD22	19	0.28
(1,5287)	1:C:1921:LEU:HD22	1:C:1917:LEU:HD23	19	0.28
(1,5287)	1:C:1921:LEU:HD23	1:C:1917:LEU:HD21	19	0.28
(1,5287)	1:C:1921:LEU:HD23	1:C:1917:LEU:HD22	19	0.28
(1,5287)	1:C:1921:LEU:HD23	1:C:1917:LEU:HD23	19	0.28
(1,4994)	1:C:1910:MET:H	2:B:73:GLN:HB3	11	0.28
(1,499)	2:B:79:LEU:HD23	2:A:83:ALA:H	5	0.28
(1,499)	2:B:79:LEU:HD21	2:A:83:ALA:H	5	0.28
(1,499)	2:B:79:LEU:HD22	2:A:83:ALA:H	5	0.28
(1,499)	2:B:79:LEU:HD23	2:A:83:ALA:H	17	0.28
(1,499)	2:B:79:LEU:HD21	2:A:83:ALA:H	17	0.28
(1,499)	2:B:79:LEU:HD22	2:A:83:ALA:H	17	0.28
(1,499)	2:B:79:LEU:HD23	2:A:83:ALA:H	20	0.28
(1,499)	2:B:79:LEU:HD21	2:A:83:ALA:H	20	0.28
(1,499)	2:B:79:LEU:HD22	2:A:83:ALA:H	20	0.28
(1,4907)	1:C:1918:LYS:H	1:C:1910:MET:HG3	1	0.28
(1,4907)	1:C:1918:LYS:H	1:C:1922:ARG:HB3	1	0.28

Continued on next page...

Continued from previous page...

Key	Atom-1	Atom-2	Model ID	Violation (Å)
(1,4907)	1:C:1918:LYS:H	1:C:1910:MET:HE1	1	0.28
(1,4907)	1:C:1918:LYS:H	1:C:1910:MET:HE2	1	0.28
(1,4907)	1:C:1918:LYS:H	1:C:1910:MET:HE3	1	0.28
(1,4907)	1:C:1918:LYS:H	1:C:1910:MET:HG2	1	0.28
(1,4907)	1:C:1918:LYS:H	1:C:1910:MET:HG3	2	0.28
(1,4907)	1:C:1918:LYS:H	1:C:1922:ARG:HB3	2	0.28
(1,4907)	1:C:1918:LYS:H	1:C:1910:MET:HE1	2	0.28
(1,4907)	1:C:1918:LYS:H	1:C:1910:MET:HE2	2	0.28
(1,4907)	1:C:1918:LYS:H	1:C:1910:MET:HE3	2	0.28
(1,4907)	1:C:1918:LYS:H	1:C:1910:MET:HG2	2	0.28
(1,4879)	1:C:1920:LYS:H	1:C:1926:LEU:HG	19	0.28
(1,4752)	2:A:58:LEU:H	1:C:1898:ARG:HD3	17	0.28
(1,4752)	2:A:53:ALA:H	1:C:1898:ARG:HD3	17	0.28
(1,4752)	2:A:53:ALA:H	1:C:1898:ARG:HD2	17	0.28
(1,4718)	1:C:1898:ARG:H	1:C:1898:ARG:HB3	7	0.28
(1,4718)	1:C:1898:ARG:H	1:C:1898:ARG:HB3	17	0.28
(1,4691)	2:B:74:GLU:HG3	1:C:1921:LEU:HD11	7	0.28
(1,4691)	2:B:74:GLU:HG3	1:C:1921:LEU:HD12	7	0.28
(1,4691)	2:B:74:GLU:HG3	1:C:1921:LEU:HD13	7	0.28
(1,4691)	2:B:76:CYS:HB3	1:C:1921:LEU:HD11	7	0.28
(1,4691)	2:B:76:CYS:HB3	1:C:1921:LEU:HD12	7	0.28
(1,4691)	2:B:76:CYS:HB3	1:C:1921:LEU:HD13	7	0.28
(1,4691)	2:B:74:GLU:HG3	1:C:1926:LEU:HD11	7	0.28
(1,4691)	2:B:74:GLU:HG3	1:C:1926:LEU:HD12	7	0.28
(1,4691)	2:B:74:GLU:HG3	1:C:1926:LEU:HD13	7	0.28
(1,4484)	2:B:57:LYS:HD3	1:C:1924:GLY:H	11	0.28
(1,4484)	2:A:83:ALA:HB3	1:C:1909:ALA:H	11	0.28
(1,4484)	2:A:83:ALA:HB2	1:C:1909:ALA:H	11	0.28
(1,4484)	2:A:83:ALA:HB1	1:C:1909:ALA:H	11	0.28
(1,4484)	2:A:87:ASN:HB3	1:C:1909:ALA:H	11	0.28
(1,4484)	1:C:1898:ARG:HG2	1:C:1909:ALA:H	11	0.28
(1,4484)	1:C:1898:ARG:HG3	1:C:1909:ALA:H	11	0.28
(1,4088)	2:B:84:MET:HE3	1:C:1913:GLU:HG3	8	0.28
(1,4088)	2:B:84:MET:HE1	1:C:1913:GLU:HG3	8	0.28
(1,4088)	2:B:84:MET:HE2	1:C:1913:GLU:HG3	8	0.28
(1,4062)	2:B:85:MET:HE3	1:C:1922:ARG:HD2	3	0.28
(1,4062)	2:B:85:MET:HE3	1:C:1922:ARG:HD3	3	0.28
(1,4062)	2:B:85:MET:HE1	1:C:1922:ARG:HD2	3	0.28
(1,4062)	2:B:85:MET:HE1	1:C:1922:ARG:HD3	3	0.28
(1,4060)	2:B:85:MET:HE1	1:C:1928:PHE:HB3	12	0.28
(1,4060)	2:B:85:MET:HE3	1:C:1928:PHE:HB3	12	0.28
(1,4060)	2:B:85:MET:HE1	1:C:1928:PHE:HB3	20	0.28

Continued on next page...

Continued from previous page...

Key	Atom-1	Atom-2	Model ID	Violation (Å)
(1,4060)	2:B:85:MET:HE3	1:C:1928:PHE:HB3	20	0.28
(1,4013)	2:B:46:LEU:HD21	1:C:1928:PHE:HZ	9	0.28
(1,4013)	2:B:46:LEU:HD23	1:C:1928:PHE:HZ	9	0.28
(1,4002)	2:B:58:LEU:HD13	1:C:1928:PHE:HB2	3	0.28
(1,4002)	2:B:58:LEU:HD12	1:C:1928:PHE:HB2	3	0.28
(1,4002)	2:B:58:LEU:HD11	1:C:1928:PHE:HB2	3	0.28
(1,4002)	2:B:58:LEU:HD13	1:C:1928:PHE:HB2	5	0.28
(1,4002)	2:B:58:LEU:HD12	1:C:1928:PHE:HB2	5	0.28
(1,4002)	2:B:58:LEU:HD11	1:C:1928:PHE:HB2	5	0.28
(1,4002)	2:B:58:LEU:HD13	1:C:1928:PHE:HB2	13	0.28
(1,4002)	2:B:58:LEU:HD12	1:C:1928:PHE:HB2	13	0.28
(1,4002)	2:B:58:LEU:HD11	1:C:1928:PHE:HB2	13	0.28
(1,4002)	2:B:58:LEU:HD13	1:C:1928:PHE:HB2	15	0.28
(1,4002)	2:B:58:LEU:HD12	1:C:1928:PHE:HB2	15	0.28
(1,4002)	2:B:58:LEU:HD11	1:C:1928:PHE:HB2	15	0.28
(1,2743)	2:A:27:PHE:H	2:A:27:PHE:HD1	3	0.28
(1,2743)	2:A:27:PHE:H	2:A:27:PHE:HD2	3	0.28
(1,2618)	2:A:3:CYS:H	2:B:41:GLU:HG2	9	0.28
(1,2618)	2:A:3:CYS:H	2:B:41:GLU:HG2	14	0.28
(1,2600)	2:A:29:LEU:H	2:A:27:PHE:HD1	9	0.28
(1,2600)	2:A:29:LEU:H	2:A:27:PHE:HD2	9	0.28
(1,2570)	2:B:84:MET:HE1	2:A:72:PHE:HZ	1	0.28
(1,2570)	2:B:84:MET:HE2	2:A:72:PHE:HZ	1	0.28
(1,246)	2:B:84:MET:HE2	1:C:1918:LYS:HE2	2	0.28
(1,246)	2:B:84:MET:HE2	1:C:1918:LYS:HE3	2	0.28
(1,246)	2:B:84:MET:HE2	1:C:1918:LYS:HE2	15	0.28
(1,246)	2:B:84:MET:HE2	1:C:1918:LYS:HE3	15	0.28
(1,245)	2:B:84:MET:HE2	2:B:85:MET:HG2	15	0.28
(1,245)	2:B:84:MET:HE1	2:B:85:MET:HG2	15	0.28
(1,245)	2:B:84:MET:HE2	2:B:85:MET:HG2	16	0.28
(1,245)	2:B:84:MET:HE1	2:B:85:MET:HG2	16	0.28
(1,235)	2:B:84:MET:HA	2:A:72:PHE:HE1	12	0.28
(1,235)	2:B:84:MET:HA	2:A:72:PHE:HE2	12	0.28
(1,2024)	2:A:29:LEU:HD13	2:A:72:PHE:HE1	3	0.28
(1,2024)	2:A:29:LEU:HD13	2:A:72:PHE:HE2	3	0.28
(1,2024)	2:A:29:LEU:HD12	2:A:72:PHE:HE1	3	0.28
(1,2024)	2:A:29:LEU:HD12	2:A:72:PHE:HE2	3	0.28
(1,2024)	2:A:29:LEU:HD11	2:A:72:PHE:HE1	3	0.28
(1,2024)	2:A:29:LEU:HD11	2:A:72:PHE:HE2	3	0.28
(1,126)	2:A:85:MET:HE2	1:C:1898:ARG:H	7	0.28
(1,126)	2:A:85:MET:HE1	1:C:1898:ARG:H	7	0.28
(1,1098)	2:B:59:MET:HE1	2:B:62:LEU:H	2	0.28

Continued on next page...

Continued from previous page...

Key	Atom-1	Atom-2	Model ID	Violation (Å)
(1,1098)	2:B:59:MET:HE2	2:B:62:LEU:H	2	0.28
(1,1098)	2:B:59:MET:HE3	2:B:62:LEU:H	2	0.28
(2,18)	2:A:28:LYS:HD3	2:A:20:SER:HB2	10	0.27
(1,805)	2:A:68:ASN:HB3	2:A:68:ASN:HD21	14	0.27
(1,6434)	2:B:12:MET:HE1	2:A:9:LEU:HD21	1	0.27
(1,6434)	2:B:12:MET:HE1	2:A:9:LEU:HD22	1	0.27
(1,6434)	2:B:12:MET:HE1	2:A:9:LEU:HD23	1	0.27
(1,6434)	2:B:12:MET:HE3	2:A:9:LEU:HD21	1	0.27
(1,6434)	2:B:12:MET:HE3	2:A:9:LEU:HD22	1	0.27
(1,6434)	2:B:12:MET:HE3	2:A:9:LEU:HD23	1	0.27
(1,6434)	2:B:12:MET:HE2	2:A:9:LEU:HD21	1	0.27
(1,6434)	2:B:12:MET:HE2	2:A:9:LEU:HD22	1	0.27
(1,6434)	2:B:12:MET:HE2	2:A:9:LEU:HD23	1	0.27
(1,6434)	2:B:12:MET:HE1	2:B:42:LEU:HD22	1	0.27
(1,6434)	2:B:12:MET:HE1	2:B:42:LEU:HD23	1	0.27
(1,6434)	2:B:12:MET:HE1	2:B:42:LEU:HD21	1	0.27
(1,6434)	2:B:12:MET:HE1	2:A:9:LEU:HD21	17	0.27
(1,6434)	2:B:12:MET:HE1	2:A:9:LEU:HD22	17	0.27
(1,6434)	2:B:12:MET:HE1	2:A:9:LEU:HD23	17	0.27
(1,6434)	2:B:12:MET:HE3	2:A:9:LEU:HD21	17	0.27
(1,6434)	2:B:12:MET:HE3	2:A:9:LEU:HD22	17	0.27
(1,6434)	2:B:12:MET:HE3	2:A:9:LEU:HD23	17	0.27
(1,6434)	2:B:12:MET:HE2	2:A:9:LEU:HD21	17	0.27
(1,6434)	2:B:12:MET:HE2	2:A:9:LEU:HD22	17	0.27
(1,6434)	2:B:12:MET:HE2	2:A:9:LEU:HD23	17	0.27
(1,6434)	2:B:12:MET:HE1	2:B:42:LEU:HD22	17	0.27
(1,6434)	2:B:12:MET:HE1	2:B:42:LEU:HD23	17	0.27
(1,6434)	2:B:12:MET:HE1	2:B:42:LEU:HD21	17	0.27
(1,6434)	2:B:12:MET:HE1	2:A:9:LEU:HD21	20	0.27
(1,6434)	2:B:12:MET:HE1	2:A:9:LEU:HD22	20	0.27
(1,6434)	2:B:12:MET:HE1	2:A:9:LEU:HD23	20	0.27
(1,6434)	2:B:12:MET:HE3	2:A:9:LEU:HD21	20	0.27
(1,6434)	2:B:12:MET:HE3	2:A:9:LEU:HD22	20	0.27
(1,6434)	2:B:12:MET:HE3	2:A:9:LEU:HD23	20	0.27
(1,6434)	2:B:12:MET:HE2	2:A:9:LEU:HD21	20	0.27
(1,6434)	2:B:12:MET:HE2	2:A:9:LEU:HD22	20	0.27
(1,6434)	2:B:12:MET:HE2	2:A:9:LEU:HD23	20	0.27
(1,6434)	2:B:12:MET:HE1	2:B:42:LEU:HD22	20	0.27
(1,6434)	2:B:12:MET:HE1	2:B:42:LEU:HD23	20	0.27
(1,6434)	2:B:12:MET:HE1	2:B:42:LEU:HD21	20	0.27
(1,6415)	2:A:13:VAL:HG13	2:A:72:PHE:HA	12	0.27
(1,6415)	2:A:13:VAL:HG11	2:A:72:PHE:HA	12	0.27

Continued on next page...

Continued from previous page...

Key	Atom-1	Atom-2	Model ID	Violation (Å)
(1,6415)	2:A:13:VAL:HG12	2:A:72:PHE:HA	12	0.27
(1,6415)	2:A:13:VAL:HG12	2:B:89:PHE:HB2	12	0.27
(1,6415)	2:A:13:VAL:HG13	2:B:89:PHE:HB2	12	0.27
(1,6415)	2:A:13:VAL:HG13	2:A:72:PHE:HA	13	0.27
(1,6415)	2:A:13:VAL:HG11	2:A:72:PHE:HA	13	0.27
(1,6415)	2:A:13:VAL:HG12	2:A:72:PHE:HA	13	0.27
(1,6415)	2:A:13:VAL:HG12	2:B:89:PHE:HB2	13	0.27
(1,6415)	2:A:13:VAL:HG13	2:B:89:PHE:HB2	13	0.27
(1,636)	2:B:76:CYS:HA	2:B:62:LEU:HD11	8	0.27
(1,636)	2:B:76:CYS:HA	2:B:62:LEU:HD13	8	0.27
(1,636)	2:B:76:CYS:HA	2:B:62:LEU:HD12	8	0.27
(1,636)	2:B:76:CYS:HA	2:B:62:LEU:HD11	13	0.27
(1,636)	2:B:76:CYS:HA	2:B:62:LEU:HD13	13	0.27
(1,636)	2:B:76:CYS:HA	2:B:62:LEU:HD12	13	0.27
(1,636)	2:B:76:CYS:HA	2:B:62:LEU:HD11	18	0.27
(1,636)	2:B:76:CYS:HA	2:B:62:LEU:HD13	18	0.27
(1,636)	2:B:76:CYS:HA	2:B:62:LEU:HD12	18	0.27
(1,6072)	2:B:39:THR:HG23	2:B:36:GLU:HB3	20	0.27
(1,6072)	2:B:39:THR:HG22	2:B:36:GLU:HB3	20	0.27
(1,6072)	2:B:39:THR:HG21	2:B:36:GLU:HB3	20	0.27
(1,6072)	2:B:39:THR:HG23	2:B:40:ARG:HB2	20	0.27
(1,6072)	2:B:39:THR:HG21	2:B:40:ARG:HB2	20	0.27
(1,6072)	2:B:39:THR:HG22	2:B:40:ARG:HB2	20	0.27
(1,6041)	2:A:42:LEU:HD12	2:A:39:THR:H	17	0.27
(1,6041)	2:A:42:LEU:HD11	2:A:39:THR:H	17	0.27
(1,6041)	2:A:42:LEU:HD13	2:A:39:THR:H	17	0.27
(1,6041)	2:A:42:LEU:HD12	2:A:45:PHE:H	17	0.27
(1,6041)	2:A:42:LEU:HD11	2:A:45:PHE:H	17	0.27
(1,6033)	2:A:42:LEU:HD12	2:A:37:LEU:HA	17	0.27
(1,6033)	2:A:42:LEU:HD11	2:A:41:GLU:HG2	17	0.27
(1,6033)	2:A:42:LEU:HD13	2:A:41:GLU:HG2	17	0.27
(1,6033)	2:A:42:LEU:HD12	2:A:41:GLU:HG2	17	0.27
(1,6033)	2:A:42:LEU:HD12	2:A:37:LEU:HA	20	0.27
(1,6033)	2:A:42:LEU:HD11	2:A:41:GLU:HG2	20	0.27
(1,6033)	2:A:42:LEU:HD13	2:A:41:GLU:HG2	20	0.27
(1,6033)	2:A:42:LEU:HD12	2:A:41:GLU:HG2	20	0.27
(1,5836)	2:B:77:VAL:HG12	2:B:79:LEU:HA	19	0.27
(1,5836)	2:B:77:VAL:HG11	2:B:79:LEU:HA	19	0.27
(1,5836)	2:B:77:VAL:HG13	2:B:79:LEU:HA	19	0.27
(1,5836)	2:B:77:VAL:HG13	2:A:76:CYS:HG	19	0.27
(1,5747)	2:B:85:MET:HE1	2:B:61:ASN:HD21	10	0.27
(1,5747)	2:B:85:MET:HE3	2:B:45:PHE:HE1	10	0.27

Continued on next page...

Continued from previous page...

Key	Atom-1	Atom-2	Model ID	Violation (Å)
(1,5747)	2:B:85:MET:HE3	2:B:45:PHE:HE2	10	0.27
(1,5747)	2:B:85:MET:HE2	2:B:61:ASN:HD21	10	0.27
(1,5747)	2:B:85:MET:HE2	2:B:45:PHE:HE1	10	0.27
(1,5747)	2:B:85:MET:HE2	2:B:45:PHE:HE2	10	0.27
(1,5712)	1:C:1897:GLN:HG2	1:C:1898:ARG:H	9	0.27
(1,5639)	1:C:1901:GLU:HB2	1:C:1905:GLU:HB2	1	0.27
(1,5639)	1:C:1901:GLU:HB2	1:C:1905:GLU:HB3	1	0.27
(1,5639)	1:C:1901:GLU:HB2	1:C:1905:GLU:HB2	3	0.27
(1,5639)	1:C:1901:GLU:HB2	1:C:1905:GLU:HB3	3	0.27
(1,5622)	1:C:1903:ALA:HB1	1:C:1902:ASP:HB3	7	0.27
(1,5622)	1:C:1903:ALA:HB2	1:C:1902:ASP:HB3	7	0.27
(1,5622)	1:C:1903:ALA:HB3	1:C:1902:ASP:HB3	7	0.27
(1,5546)	1:C:1907:ALA:HB1	2:A:85:MET:HE2	15	0.27
(1,5546)	1:C:1907:ALA:HB2	2:A:85:MET:HE2	15	0.27
(1,5546)	1:C:1907:ALA:HB3	2:A:85:MET:HE2	15	0.27
(1,5546)	1:C:1907:ALA:HB1	2:A:85:MET:HE3	15	0.27
(1,5546)	1:C:1907:ALA:HB2	2:A:85:MET:HE3	15	0.27
(1,5546)	1:C:1907:ALA:HB3	2:A:85:MET:HE3	15	0.27
(1,5546)	1:C:1907:ALA:HB1	2:A:85:MET:HE1	15	0.27
(1,5546)	1:C:1907:ALA:HB2	2:A:85:MET:HE1	15	0.27
(1,5546)	1:C:1907:ALA:HB3	2:A:85:MET:HE1	15	0.27
(1,5546)	1:C:1907:ALA:HB1	2:A:85:MET:HE2	20	0.27
(1,5546)	1:C:1907:ALA:HB2	2:A:85:MET:HE2	20	0.27
(1,5546)	1:C:1907:ALA:HB3	2:A:85:MET:HE2	20	0.27
(1,5546)	1:C:1907:ALA:HB1	2:A:85:MET:HE3	20	0.27
(1,5546)	1:C:1907:ALA:HB2	2:A:85:MET:HE3	20	0.27
(1,5546)	1:C:1907:ALA:HB3	2:A:85:MET:HE3	20	0.27
(1,5546)	1:C:1907:ALA:HB1	2:A:85:MET:HE1	20	0.27
(1,5546)	1:C:1907:ALA:HB2	2:A:85:MET:HE1	20	0.27
(1,5546)	1:C:1907:ALA:HB3	2:A:85:MET:HE1	20	0.27
(1,5462)	1:C:1911:ASN:HB3	1:C:1914:VAL:HG21	2	0.27
(1,5462)	1:C:1911:ASN:HB3	1:C:1914:VAL:HG22	2	0.27
(1,5462)	1:C:1911:ASN:HB3	1:C:1914:VAL:HG23	2	0.27
(1,5462)	1:C:1911:ASN:HB3	1:C:1914:VAL:HG21	7	0.27
(1,5462)	1:C:1911:ASN:HB3	1:C:1914:VAL:HG22	7	0.27
(1,5462)	1:C:1911:ASN:HB3	1:C:1914:VAL:HG23	7	0.27
(1,5462)	1:C:1911:ASN:HB3	1:C:1914:VAL:HG21	18	0.27
(1,5462)	1:C:1911:ASN:HB3	1:C:1914:VAL:HG22	18	0.27
(1,5462)	1:C:1911:ASN:HB3	1:C:1914:VAL:HG23	18	0.27
(1,5406)	1:C:1914:VAL:HG11	1:C:1918:LYS:HA	10	0.27
(1,5406)	1:C:1914:VAL:HG12	1:C:1918:LYS:HA	10	0.27
(1,5406)	1:C:1914:VAL:HG13	1:C:1918:LYS:HA	10	0.27

Continued on next page...

Continued from previous page...

Key	Atom-1	Atom-2	Model ID	Violation (Å)
(1,5395)	1:C:1914:VAL:HG11	2:A:75:TYR:HB2	4	0.27
(1,5395)	1:C:1914:VAL:HG12	2:A:75:TYR:HB2	4	0.27
(1,5395)	1:C:1914:VAL:HG13	2:A:75:TYR:HB2	4	0.27
(1,5395)	1:C:1914:VAL:HG11	2:B:79:LEU:HA	4	0.27
(1,5395)	1:C:1914:VAL:HG12	2:B:79:LEU:HA	4	0.27
(1,5395)	1:C:1914:VAL:HG13	2:B:79:LEU:HA	4	0.27
(1,5395)	1:C:1914:VAL:HG11	1:C:1912:ARG:HD2	4	0.27
(1,5395)	1:C:1914:VAL:HG12	1:C:1912:ARG:HD2	4	0.27
(1,5395)	1:C:1914:VAL:HG13	1:C:1912:ARG:HD2	4	0.27
(1,5395)	1:C:1914:VAL:HG11	2:A:75:TYR:HB2	17	0.27
(1,5395)	1:C:1914:VAL:HG12	2:A:75:TYR:HB2	17	0.27
(1,5395)	1:C:1914:VAL:HG13	2:A:75:TYR:HB2	17	0.27
(1,5395)	1:C:1914:VAL:HG11	2:B:79:LEU:HA	17	0.27
(1,5395)	1:C:1914:VAL:HG12	2:B:79:LEU:HA	17	0.27
(1,5395)	1:C:1914:VAL:HG13	2:B:79:LEU:HA	17	0.27
(1,5395)	1:C:1914:VAL:HG11	1:C:1912:ARG:HD2	17	0.27
(1,5395)	1:C:1914:VAL:HG12	1:C:1912:ARG:HD2	17	0.27
(1,5395)	1:C:1914:VAL:HG13	1:C:1912:ARG:HD2	17	0.27
(1,5360)	1:C:1917:LEU:HD21	1:C:1918:LYS:HE3	12	0.27
(1,5360)	1:C:1917:LEU:HD22	1:C:1918:LYS:HE3	12	0.27
(1,5360)	1:C:1917:LEU:HD23	1:C:1918:LYS:HE3	12	0.27
(1,5360)	1:C:1917:LEU:HD21	1:C:1918:LYS:HE2	12	0.27
(1,5360)	1:C:1917:LEU:HD22	1:C:1918:LYS:HE2	12	0.27
(1,5360)	1:C:1917:LEU:HD23	1:C:1918:LYS:HE2	12	0.27
(1,5360)	1:C:1917:LEU:HD21	1:C:1918:LYS:HE3	18	0.27
(1,5360)	1:C:1917:LEU:HD22	1:C:1918:LYS:HE3	18	0.27
(1,5360)	1:C:1917:LEU:HD23	1:C:1918:LYS:HE3	18	0.27
(1,5360)	1:C:1917:LEU:HD21	1:C:1918:LYS:HE2	18	0.27
(1,5360)	1:C:1917:LEU:HD22	1:C:1918:LYS:HE2	18	0.27
(1,5360)	1:C:1917:LEU:HD23	1:C:1918:LYS:HE2	18	0.27
(1,5053)	1:C:1904:THR:H	1:C:1902:ASP:HB3	8	0.27
(1,4994)	1:C:1910:MET:H	2:B:73:GLN:HB3	3	0.27
(1,4994)	1:C:1910:MET:H	2:B:73:GLN:HB3	19	0.27
(1,499)	2:B:79:LEU:HD23	2:A:83:ALA:H	15	0.27
(1,499)	2:B:79:LEU:HD21	2:A:83:ALA:H	15	0.27
(1,499)	2:B:79:LEU:HD22	2:A:83:ALA:H	15	0.27
(1,4982)	1:C:1911:ASN:HD22	1:C:1915:SER:HA	17	0.27
(1,4982)	1:C:1911:ASN:HD22	2:B:84:MET:HA	17	0.27
(1,4907)	1:C:1918:LYS:H	1:C:1910:MET:HG3	15	0.27
(1,4907)	1:C:1918:LYS:H	1:C:1922:ARG:HB3	15	0.27
(1,4907)	1:C:1918:LYS:H	1:C:1910:MET:HE1	15	0.27
(1,4907)	1:C:1918:LYS:H	1:C:1910:MET:HE2	15	0.27

Continued on next page...

Continued from previous page...

Key	Atom-1	Atom-2	Model ID	Violation (Å)
(1,4907)	1:C:1918:LYS:H	1:C:1910:MET:HE3	15	0.27
(1,4907)	1:C:1918:LYS:H	1:C:1910:MET:HG2	15	0.27
(1,4723)	2:A:82:ILE:HD12	1:C:1900:LEU:HB2	9	0.27
(1,4723)	2:A:82:ILE:HD13	1:C:1900:LEU:HB2	9	0.27
(1,4723)	2:A:82:ILE:HD11	1:C:1900:LEU:HB2	9	0.27
(1,4599)	1:C:1917:LEU:HD21	1:C:1914:VAL:HA	6	0.27
(1,4599)	1:C:1917:LEU:HD22	1:C:1914:VAL:HA	6	0.27
(1,4599)	1:C:1917:LEU:HD23	1:C:1914:VAL:HA	6	0.27
(1,4162)	2:A:54:ALA:HB2	1:C:1900:LEU:HB3	7	0.27
(1,4162)	2:A:54:ALA:HB3	1:C:1900:LEU:HB3	7	0.27
(1,4162)	2:A:54:ALA:HB1	1:C:1900:LEU:HB3	7	0.27
(1,4088)	2:B:84:MET:HE3	1:C:1913:GLU:HG3	5	0.27
(1,4088)	2:B:84:MET:HE1	1:C:1913:GLU:HG3	5	0.27
(1,4088)	2:B:84:MET:HE2	1:C:1913:GLU:HG3	5	0.27
(1,4088)	2:B:84:MET:HE3	1:C:1913:GLU:HG3	10	0.27
(1,4088)	2:B:84:MET:HE1	1:C:1913:GLU:HG3	10	0.27
(1,4088)	2:B:84:MET:HE2	1:C:1913:GLU:HG3	10	0.27
(1,4060)	2:B:85:MET:HE1	1:C:1928:PHE:HB3	3	0.27
(1,4060)	2:B:85:MET:HE3	1:C:1928:PHE:HB3	3	0.27
(1,4060)	2:B:85:MET:HE1	1:C:1928:PHE:HB3	7	0.27
(1,4060)	2:B:85:MET:HE3	1:C:1928:PHE:HB3	7	0.27
(1,4013)	2:B:46:LEU:HD21	1:C:1928:PHE:HZ	6	0.27
(1,4013)	2:B:46:LEU:HD23	1:C:1928:PHE:HZ	6	0.27
(1,4013)	2:B:46:LEU:HD21	1:C:1928:PHE:HZ	10	0.27
(1,4013)	2:B:46:LEU:HD23	1:C:1928:PHE:HZ	10	0.27
(1,4013)	2:B:46:LEU:HD21	1:C:1928:PHE:HZ	14	0.27
(1,4013)	2:B:46:LEU:HD23	1:C:1928:PHE:HZ	14	0.27
(1,4013)	2:B:46:LEU:HD21	1:C:1928:PHE:HZ	16	0.27
(1,4013)	2:B:46:LEU:HD23	1:C:1928:PHE:HZ	16	0.27
(1,4013)	2:B:46:LEU:HD21	1:C:1928:PHE:HZ	19	0.27
(1,4013)	2:B:46:LEU:HD23	1:C:1928:PHE:HZ	19	0.27
(1,4002)	2:B:58:LEU:HD13	1:C:1928:PHE:HB2	4	0.27
(1,4002)	2:B:58:LEU:HD12	1:C:1928:PHE:HB2	4	0.27
(1,4002)	2:B:58:LEU:HD11	1:C:1928:PHE:HB2	4	0.27
(1,4002)	2:B:58:LEU:HD13	1:C:1928:PHE:HB2	6	0.27
(1,4002)	2:B:58:LEU:HD12	1:C:1928:PHE:HB2	6	0.27
(1,4002)	2:B:58:LEU:HD11	1:C:1928:PHE:HB2	6	0.27
(1,4002)	2:B:58:LEU:HD13	1:C:1928:PHE:HB2	17	0.27
(1,4002)	2:B:58:LEU:HD12	1:C:1928:PHE:HB2	17	0.27
(1,4002)	2:B:58:LEU:HD11	1:C:1928:PHE:HB2	17	0.27
(1,4)	2:B:93:PHE:HA	2:B:93:PHE:HB2	9	0.27
(1,3963)	2:B:77:VAL:HG23	1:C:1920:LYS:HG3	4	0.27

Continued on next page...

Continued from previous page...

Key	Atom-1	Atom-2	Model ID	Violation (Å)
(1,3963)	2:B:77:VAL:HG23	1:C:1922:ARG:HG2	4	0.27
(1,3963)	2:B:77:VAL:HG21	1:C:1922:ARG:HG2	4	0.27
(1,3963)	2:B:77:VAL:HG22	1:C:1920:LYS:HG3	4	0.27
(1,3963)	2:B:77:VAL:HG22	1:C:1922:ARG:HG2	4	0.27
(1,2993)	2:A:62:LEU:H	2:A:60:SER:HB3	19	0.27
(1,2993)	2:A:62:LEU:H	2:A:60:SER:HB3	20	0.27
(1,2600)	2:A:29:LEU:H	2:A:27:PHE:HD1	15	0.27
(1,2600)	2:A:29:LEU:H	2:A:27:PHE:HD2	15	0.27
(1,2570)	2:B:84:MET:HE1	2:A:72:PHE:HZ	20	0.27
(1,2570)	2:B:84:MET:HE2	2:A:72:PHE:HZ	20	0.27
(1,252)	2:B:84:MET:HE1	2:A:72:PHE:HD1	6	0.27
(1,252)	2:B:84:MET:HE1	2:A:72:PHE:HD2	6	0.27
(1,252)	2:B:84:MET:HE2	2:A:72:PHE:HD1	6	0.27
(1,252)	2:B:84:MET:HE2	2:A:72:PHE:HD2	6	0.27
(1,2065)	2:B:26:LYS:HD3	2:B:28:LYS:H	15	0.27
(1,2065)	2:B:26:LYS:HD2	2:B:28:LYS:H	15	0.27
(1,2045)	2:A:28:LYS:HA	2:A:75:TYR:HD1	17	0.27
(1,2045)	2:A:28:LYS:HA	2:A:75:TYR:HD2	17	0.27
(1,2024)	2:A:29:LEU:HD13	2:A:72:PHE:HE1	7	0.27
(1,2024)	2:A:29:LEU:HD13	2:A:72:PHE:HE2	7	0.27
(1,2024)	2:A:29:LEU:HD12	2:A:72:PHE:HE1	7	0.27
(1,2024)	2:A:29:LEU:HD12	2:A:72:PHE:HE2	7	0.27
(1,2024)	2:A:29:LEU:HD11	2:A:72:PHE:HE1	7	0.27
(1,2024)	2:A:29:LEU:HD11	2:A:72:PHE:HE2	7	0.27
(1,2024)	2:A:29:LEU:HD13	2:A:72:PHE:HE1	18	0.27
(1,2024)	2:A:29:LEU:HD13	2:A:72:PHE:HE2	18	0.27
(1,2024)	2:A:29:LEU:HD12	2:A:72:PHE:HE1	18	0.27
(1,2024)	2:A:29:LEU:HD12	2:A:72:PHE:HE2	18	0.27
(1,2024)	2:A:29:LEU:HD11	2:A:72:PHE:HE1	18	0.27
(1,2024)	2:A:29:LEU:HD11	2:A:72:PHE:HE2	18	0.27
(1,1853)	2:A:35:LYS:HE3	2:A:35:LYS:H	8	0.27
(1,126)	2:A:85:MET:HE2	1:C:1898:ARG:H	3	0.27
(1,126)	2:A:85:MET:HE1	1:C:1898:ARG:H	3	0.27
(1,126)	2:A:85:MET:HE2	1:C:1898:ARG:H	18	0.27
(1,126)	2:A:85:MET:HE1	1:C:1898:ARG:H	18	0.27
(1,1093)	2:B:59:MET:HE3	2:B:30:ASN:HD22	5	0.27
(1,1093)	2:B:59:MET:HE2	2:B:30:ASN:HD22	5	0.27
(1,1093)	2:B:59:MET:HE3	2:B:30:ASN:HD22	19	0.27
(1,1093)	2:B:59:MET:HE2	2:B:30:ASN:HD22	19	0.27
(1,1085)	2:B:59:MET:HE2	2:B:31:LYS:HA	9	0.27
(1,1085)	2:B:59:MET:HE1	2:B:31:LYS:HA	9	0.27
(1,1085)	2:B:59:MET:HE3	2:B:31:LYS:HA	9	0.27

Continued on next page...

Continued from previous page...

Key	Atom-1	Atom-2	Model ID	Violation (Å)
(2,18)	2:A:28:LYS:HD3	2:A:20:SER:HB2	4	0.26
(1,805)	2:A:68:ASN:HB3	2:A:68:ASN:HD21	18	0.26
(1,753)	2:B:70:VAL:HG21	2:B:74:GLU:H	17	0.26
(1,753)	2:B:70:VAL:HG22	2:B:74:GLU:H	17	0.26
(1,6966)	2:B:26:LYS:H	2:B:26:LYS:HD3	17	0.26
(1,6966)	2:A:26:LYS:H	2:A:26:LYS:HD3	17	0.26
(1,6966)	2:B:26:LYS:H	2:B:26:LYS:HD2	17	0.26
(1,6966)	2:A:26:LYS:H	2:A:26:LYS:HD2	17	0.26
(1,6858)	2:B:2:ALA:H	2:B:7:LYS:HB2	12	0.26
(1,6858)	2:B:2:ALA:H	2:A:7:LYS:HB2	12	0.26
(1,6443)	2:B:12:MET:HE2	2:A:82:ILE:H	7	0.26
(1,6443)	2:B:12:MET:HE1	2:A:9:LEU:H	7	0.26
(1,6443)	2:B:12:MET:HE3	2:A:9:LEU:H	7	0.26
(1,6443)	2:B:12:MET:HE2	2:A:9:LEU:H	7	0.26
(1,6443)	2:B:12:MET:HE2	2:A:82:ILE:H	13	0.26
(1,6443)	2:B:12:MET:HE1	2:A:9:LEU:H	13	0.26
(1,6443)	2:B:12:MET:HE3	2:A:9:LEU:H	13	0.26
(1,6443)	2:B:12:MET:HE2	2:A:9:LEU:H	13	0.26
(1,6434)	2:B:12:MET:HE1	2:A:9:LEU:HD21	3	0.26
(1,6434)	2:B:12:MET:HE1	2:A:9:LEU:HD22	3	0.26
(1,6434)	2:B:12:MET:HE1	2:A:9:LEU:HD23	3	0.26
(1,6434)	2:B:12:MET:HE3	2:A:9:LEU:HD21	3	0.26
(1,6434)	2:B:12:MET:HE3	2:A:9:LEU:HD22	3	0.26
(1,6434)	2:B:12:MET:HE3	2:A:9:LEU:HD23	3	0.26
(1,6434)	2:B:12:MET:HE2	2:A:9:LEU:HD21	3	0.26
(1,6434)	2:B:12:MET:HE2	2:A:9:LEU:HD22	3	0.26
(1,6434)	2:B:12:MET:HE2	2:A:9:LEU:HD23	3	0.26
(1,6434)	2:B:12:MET:HE1	2:B:42:LEU:HD22	3	0.26
(1,6434)	2:B:12:MET:HE1	2:B:42:LEU:HD23	3	0.26
(1,6434)	2:B:12:MET:HE1	2:B:42:LEU:HD21	3	0.26
(1,6434)	2:B:12:MET:HE1	2:A:9:LEU:HD21	10	0.26
(1,6434)	2:B:12:MET:HE1	2:A:9:LEU:HD22	10	0.26
(1,6434)	2:B:12:MET:HE1	2:A:9:LEU:HD23	10	0.26
(1,6434)	2:B:12:MET:HE3	2:A:9:LEU:HD21	10	0.26
(1,6434)	2:B:12:MET:HE3	2:A:9:LEU:HD22	10	0.26
(1,6434)	2:B:12:MET:HE3	2:A:9:LEU:HD23	10	0.26
(1,6434)	2:B:12:MET:HE2	2:A:9:LEU:HD21	10	0.26
(1,6434)	2:B:12:MET:HE2	2:A:9:LEU:HD22	10	0.26
(1,6434)	2:B:12:MET:HE2	2:A:9:LEU:HD23	10	0.26
(1,6434)	2:B:12:MET:HE1	2:B:42:LEU:HD22	10	0.26
(1,6434)	2:B:12:MET:HE1	2:B:42:LEU:HD23	10	0.26
(1,6434)	2:B:12:MET:HE1	2:B:42:LEU:HD21	10	0.26

Continued on next page...

Continued from previous page...

Key	Atom-1	Atom-2	Model ID	Violation (Å)
(1,6434)	2:B:12:MET:HE1	2:A:9:LEU:HD21	14	0.26
(1,6434)	2:B:12:MET:HE1	2:A:9:LEU:HD22	14	0.26
(1,6434)	2:B:12:MET:HE1	2:A:9:LEU:HD23	14	0.26
(1,6434)	2:B:12:MET:HE3	2:A:9:LEU:HD21	14	0.26
(1,6434)	2:B:12:MET:HE3	2:A:9:LEU:HD22	14	0.26
(1,6434)	2:B:12:MET:HE3	2:A:9:LEU:HD23	14	0.26
(1,6434)	2:B:12:MET:HE2	2:A:9:LEU:HD21	14	0.26
(1,6434)	2:B:12:MET:HE2	2:A:9:LEU:HD22	14	0.26
(1,6434)	2:B:12:MET:HE2	2:A:9:LEU:HD23	14	0.26
(1,6434)	2:B:12:MET:HE1	2:B:42:LEU:HD22	14	0.26
(1,6434)	2:B:12:MET:HE1	2:B:42:LEU:HD23	14	0.26
(1,6434)	2:B:12:MET:HE1	2:B:42:LEU:HD21	14	0.26
(1,6434)	2:B:12:MET:HE1	2:A:9:LEU:HD21	16	0.26
(1,6434)	2:B:12:MET:HE1	2:A:9:LEU:HD22	16	0.26
(1,6434)	2:B:12:MET:HE1	2:A:9:LEU:HD23	16	0.26
(1,6434)	2:B:12:MET:HE3	2:A:9:LEU:HD21	16	0.26
(1,6434)	2:B:12:MET:HE3	2:A:9:LEU:HD22	16	0.26
(1,6434)	2:B:12:MET:HE3	2:A:9:LEU:HD23	16	0.26
(1,6434)	2:B:12:MET:HE2	2:A:9:LEU:HD21	16	0.26
(1,6434)	2:B:12:MET:HE2	2:A:9:LEU:HD22	16	0.26
(1,6434)	2:B:12:MET:HE2	2:A:9:LEU:HD23	16	0.26
(1,6434)	2:B:12:MET:HE1	2:B:42:LEU:HD22	16	0.26
(1,6434)	2:B:12:MET:HE1	2:B:42:LEU:HD23	16	0.26
(1,6434)	2:B:12:MET:HE1	2:B:42:LEU:HD21	16	0.26
(1,6419)	2:A:13:VAL:HG23	2:B:91:GLU:HB3	13	0.26
(1,6419)	2:A:13:VAL:HG22	2:B:91:GLU:HB3	13	0.26
(1,6419)	2:A:13:VAL:HG21	2:B:91:GLU:HB3	13	0.26
(1,6419)	2:A:13:VAL:HG22	2:A:18:LYS:HB3	13	0.26
(1,6419)	2:A:13:VAL:HG21	2:A:18:LYS:HB3	13	0.26
(1,6419)	2:B:13:VAL:HG21	2:A:5:LEU:HG	13	0.26
(1,6419)	2:B:13:VAL:HG22	2:A:5:LEU:HG	13	0.26
(1,6419)	2:A:13:VAL:HG23	2:A:18:LYS:HB3	13	0.26
(1,6300)	2:B:26:LYS:HD3	2:B:27:PHE:HD1	12	0.26
(1,6300)	2:B:26:LYS:HD3	2:B:27:PHE:HD2	12	0.26
(1,6300)	2:A:26:LYS:HD3	2:A:27:PHE:HD1	12	0.26
(1,6300)	2:A:26:LYS:HD3	2:A:27:PHE:HD2	12	0.26
(1,6300)	2:B:26:LYS:HD2	2:B:27:PHE:HD1	12	0.26
(1,6300)	2:B:26:LYS:HD2	2:B:27:PHE:HD2	12	0.26
(1,6300)	2:A:26:LYS:HD2	2:A:27:PHE:HD1	12	0.26
(1,6300)	2:A:26:LYS:HD2	2:A:27:PHE:HD2	12	0.26
(1,6288)	2:A:26:LYS:HB3	2:A:26:LYS:HE2	10	0.26
(1,6288)	2:B:26:LYS:HB3	2:B:26:LYS:HE2	10	0.26

Continued on next page...

Continued from previous page...

Key	Atom-1	Atom-2	Model ID	Violation (Å)
(1,6288)	2:A:26:LYS:HB3	2:A:26:LYS:HE3	10	0.26
(1,6288)	2:B:26:LYS:HB3	2:B:26:LYS:HE3	10	0.26
(1,6072)	2:B:39:THR:HG23	2:B:36:GLU:HB3	7	0.26
(1,6072)	2:B:39:THR:HG22	2:B:36:GLU:HB3	7	0.26
(1,6072)	2:B:39:THR:HG21	2:B:36:GLU:HB3	7	0.26
(1,6072)	2:B:39:THR:HG23	2:B:40:ARG:HB2	7	0.26
(1,6072)	2:B:39:THR:HG21	2:B:40:ARG:HB2	7	0.26
(1,6072)	2:B:39:THR:HG22	2:B:40:ARG:HB2	7	0.26
(1,6052)	2:B:42:LEU:HD11	2:B:45:PHE:HZ	7	0.26
(1,6052)	2:B:42:LEU:HD13	2:B:45:PHE:HZ	7	0.26
(1,6052)	2:B:42:LEU:HD12	2:B:45:PHE:HZ	7	0.26
(1,6052)	2:B:42:LEU:HD12	1:C:1928:PHE:HZ	7	0.26
(1,6033)	2:A:42:LEU:HD12	2:A:37:LEU:HA	5	0.26
(1,6033)	2:A:42:LEU:HD11	2:A:41:GLU:HG2	5	0.26
(1,6033)	2:A:42:LEU:HD13	2:A:41:GLU:HG2	5	0.26
(1,6033)	2:A:42:LEU:HD12	2:A:41:GLU:HG2	5	0.26
(1,6020)	2:A:46:LEU:HD23	1:C:1900:LEU:HG	6	0.26
(1,6020)	2:A:46:LEU:HD22	1:C:1900:LEU:HG	6	0.26
(1,6020)	2:A:46:LEU:HD21	1:C:1900:LEU:HG	6	0.26
(1,6020)	2:A:46:LEU:HD22	1:C:1897:GLN:HG3	6	0.26
(1,6020)	2:A:46:LEU:HD23	1:C:1897:GLN:HG3	6	0.26
(1,5836)	2:B:77:VAL:HG12	2:B:79:LEU:HA	5	0.26
(1,5836)	2:B:77:VAL:HG11	2:B:79:LEU:HA	5	0.26
(1,5836)	2:B:77:VAL:HG13	2:B:79:LEU:HA	5	0.26
(1,5836)	2:B:77:VAL:HG13	2:A:76:CYS:HG	5	0.26
(1,5639)	1:C:1901:GLU:HB2	1:C:1905:GLU:HB2	10	0.26
(1,5639)	1:C:1901:GLU:HB2	1:C:1905:GLU:HB3	10	0.26
(1,5546)	1:C:1907:ALA:HB1	2:A:85:MET:HE2	5	0.26
(1,5546)	1:C:1907:ALA:HB2	2:A:85:MET:HE2	5	0.26
(1,5546)	1:C:1907:ALA:HB3	2:A:85:MET:HE2	5	0.26
(1,5546)	1:C:1907:ALA:HB1	2:A:85:MET:HE3	5	0.26
(1,5546)	1:C:1907:ALA:HB2	2:A:85:MET:HE3	5	0.26
(1,5546)	1:C:1907:ALA:HB3	2:A:85:MET:HE3	5	0.26
(1,5546)	1:C:1907:ALA:HB1	2:A:85:MET:HE1	5	0.26
(1,5546)	1:C:1907:ALA:HB2	2:A:85:MET:HE1	5	0.26
(1,5546)	1:C:1907:ALA:HB3	2:A:85:MET:HE1	5	0.26
(1,5546)	1:C:1907:ALA:HB1	2:A:85:MET:HE2	17	0.26
(1,5546)	1:C:1907:ALA:HB2	2:A:85:MET:HE2	17	0.26
(1,5546)	1:C:1907:ALA:HB3	2:A:85:MET:HE2	17	0.26
(1,5546)	1:C:1907:ALA:HB1	2:A:85:MET:HE3	17	0.26
(1,5546)	1:C:1907:ALA:HB2	2:A:85:MET:HE3	17	0.26
(1,5546)	1:C:1907:ALA:HB3	2:A:85:MET:HE3	17	0.26

Continued on next page...

Continued from previous page...

Key	Atom-1	Atom-2	Model ID	Violation (Å)
(1,5546)	1:C:1907:ALA:HB1	2:A:85:MET:HE1	17	0.26
(1,5546)	1:C:1907:ALA:HB2	2:A:85:MET:HE1	17	0.26
(1,5546)	1:C:1907:ALA:HB3	2:A:85:MET:HE1	17	0.26
(1,5395)	1:C:1914:VAL:HG11	2:A:75:TYR:HB2	1	0.26
(1,5395)	1:C:1914:VAL:HG12	2:A:75:TYR:HB2	1	0.26
(1,5395)	1:C:1914:VAL:HG13	2:A:75:TYR:HB2	1	0.26
(1,5395)	1:C:1914:VAL:HG11	2:B:79:LEU:HA	1	0.26
(1,5395)	1:C:1914:VAL:HG12	2:B:79:LEU:HA	1	0.26
(1,5395)	1:C:1914:VAL:HG13	2:B:79:LEU:HA	1	0.26
(1,5395)	1:C:1914:VAL:HG11	1:C:1912:ARG:HD2	1	0.26
(1,5395)	1:C:1914:VAL:HG12	1:C:1912:ARG:HD2	1	0.26
(1,5395)	1:C:1914:VAL:HG13	1:C:1912:ARG:HD2	1	0.26
(1,5395)	1:C:1914:VAL:HG11	2:A:75:TYR:HB2	8	0.26
(1,5395)	1:C:1914:VAL:HG12	2:A:75:TYR:HB2	8	0.26
(1,5395)	1:C:1914:VAL:HG13	2:A:75:TYR:HB2	8	0.26
(1,5395)	1:C:1914:VAL:HG11	2:B:79:LEU:HA	8	0.26
(1,5395)	1:C:1914:VAL:HG12	2:B:79:LEU:HA	8	0.26
(1,5395)	1:C:1914:VAL:HG13	2:B:79:LEU:HA	8	0.26
(1,5395)	1:C:1914:VAL:HG11	1:C:1912:ARG:HD2	8	0.26
(1,5395)	1:C:1914:VAL:HG12	1:C:1912:ARG:HD2	8	0.26
(1,5395)	1:C:1914:VAL:HG13	1:C:1912:ARG:HD2	8	0.26
(1,5395)	1:C:1914:VAL:HG11	2:A:75:TYR:HB2	13	0.26
(1,5395)	1:C:1914:VAL:HG12	2:A:75:TYR:HB2	13	0.26
(1,5395)	1:C:1914:VAL:HG13	2:A:75:TYR:HB2	13	0.26
(1,5395)	1:C:1914:VAL:HG11	2:B:79:LEU:HA	13	0.26
(1,5395)	1:C:1914:VAL:HG12	2:B:79:LEU:HA	13	0.26
(1,5395)	1:C:1914:VAL:HG13	2:B:79:LEU:HA	13	0.26
(1,5395)	1:C:1914:VAL:HG11	1:C:1912:ARG:HD2	13	0.26
(1,5395)	1:C:1914:VAL:HG12	1:C:1912:ARG:HD2	13	0.26
(1,5395)	1:C:1914:VAL:HG13	1:C:1912:ARG:HD2	13	0.26
(1,5353)	1:C:1917:LEU:HD11	1:C:1920:LYS:HG3	19	0.26
(1,5353)	1:C:1917:LEU:HD12	1:C:1920:LYS:HG3	19	0.26
(1,5353)	1:C:1917:LEU:HD13	1:C:1920:LYS:HG3	19	0.26
(1,4994)	1:C:1910:MET:H	2:B:73:GLN:HB3	8	0.26
(1,4994)	1:C:1910:MET:H	2:B:73:GLN:HB3	17	0.26
(1,4994)	1:C:1910:MET:H	2:B:73:GLN:HB3	18	0.26
(1,499)	2:B:79:LEU:HD23	2:A:83:ALA:H	18	0.26
(1,499)	2:B:79:LEU:HD21	2:A:83:ALA:H	18	0.26
(1,499)	2:B:79:LEU:HD22	2:A:83:ALA:H	18	0.26
(1,4982)	1:C:1911:ASN:HD22	1:C:1915:SER:HA	3	0.26
(1,4982)	1:C:1911:ASN:HD22	2:B:84:MET:HA	3	0.26
(1,4879)	1:C:1920:LYS:H	1:C:1926:LEU:HG	2	0.26

Continued on next page...

Continued from previous page...

Key	Atom-1	Atom-2	Model ID	Violation (Å)
(1,4842)	1:C:1926:LEU:H	1:C:1926:LEU:HB2	7	0.26
(1,4723)	2:A:82:ILE:HD12	1:C:1900:LEU:HB2	17	0.26
(1,4723)	2:A:82:ILE:HD13	1:C:1900:LEU:HB2	17	0.26
(1,4723)	2:A:82:ILE:HD11	1:C:1900:LEU:HB2	17	0.26
(1,4691)	2:B:74:GLU:HG3	1:C:1921:LEU:HD11	4	0.26
(1,4691)	2:B:74:GLU:HG3	1:C:1921:LEU:HD12	4	0.26
(1,4691)	2:B:74:GLU:HG3	1:C:1921:LEU:HD13	4	0.26
(1,4691)	2:B:76:CYS:HB3	1:C:1921:LEU:HD11	4	0.26
(1,4691)	2:B:76:CYS:HB3	1:C:1921:LEU:HD12	4	0.26
(1,4691)	2:B:76:CYS:HB3	1:C:1921:LEU:HD13	4	0.26
(1,4691)	2:B:74:GLU:HG3	1:C:1926:LEU:HD11	4	0.26
(1,4691)	2:B:74:GLU:HG3	1:C:1926:LEU:HD12	4	0.26
(1,4691)	2:B:74:GLU:HG3	1:C:1926:LEU:HD13	4	0.26
(1,4570)	1:C:1920:LYS:HG3	1:C:1917:LEU:HD11	4	0.26
(1,4570)	1:C:1920:LYS:HG3	1:C:1917:LEU:HD12	4	0.26
(1,4570)	1:C:1920:LYS:HG3	1:C:1917:LEU:HD13	4	0.26
(1,4484)	2:B:57:LYS:HD3	1:C:1924:GLY:H	16	0.26
(1,4484)	2:A:83:ALA:HB3	1:C:1909:ALA:H	16	0.26
(1,4484)	2:A:83:ALA:HB2	1:C:1909:ALA:H	16	0.26
(1,4484)	2:A:83:ALA:HB1	1:C:1909:ALA:H	16	0.26
(1,4484)	2:A:87:ASN:HB3	1:C:1909:ALA:H	16	0.26
(1,4484)	1:C:1898:ARG:HG2	1:C:1909:ALA:H	16	0.26
(1,4484)	1:C:1898:ARG:HG3	1:C:1909:ALA:H	16	0.26
(1,4178)	2:A:46:LEU:HD23	1:C:1897:GLN:HG2	2	0.26
(1,4178)	2:A:46:LEU:HD22	1:C:1897:GLN:HG2	2	0.26
(1,4178)	2:A:46:LEU:HD21	1:C:1897:GLN:HG2	2	0.26
(1,4162)	2:A:54:ALA:HB2	1:C:1900:LEU:HB3	8	0.26
(1,4162)	2:A:54:ALA:HB3	1:C:1900:LEU:HB3	8	0.26
(1,4162)	2:A:54:ALA:HB1	1:C:1900:LEU:HB3	8	0.26
(1,4088)	2:B:84:MET:HE3	1:C:1913:GLU:HG3	2	0.26
(1,4088)	2:B:84:MET:HE1	1:C:1913:GLU:HG3	2	0.26
(1,4088)	2:B:84:MET:HE2	1:C:1913:GLU:HG3	2	0.26
(1,4060)	2:B:85:MET:HE1	1:C:1928:PHE:HB3	5	0.26
(1,4060)	2:B:85:MET:HE3	1:C:1928:PHE:HB3	5	0.26
(1,4060)	2:B:85:MET:HE1	1:C:1928:PHE:HB3	11	0.26
(1,4060)	2:B:85:MET:HE3	1:C:1928:PHE:HB3	11	0.26
(1,4060)	2:B:85:MET:HE1	1:C:1928:PHE:HB3	13	0.26
(1,4060)	2:B:85:MET:HE3	1:C:1928:PHE:HB3	13	0.26
(1,4060)	2:B:85:MET:HE1	1:C:1928:PHE:HB3	17	0.26
(1,4060)	2:B:85:MET:HE3	1:C:1928:PHE:HB3	17	0.26
(1,4013)	2:B:46:LEU:HD21	1:C:1928:PHE:HZ	5	0.26
(1,4013)	2:B:46:LEU:HD23	1:C:1928:PHE:HZ	5	0.26

Continued on next page...

Continued from previous page...

Key	Atom-1	Atom-2	Model ID	Violation (Å)
(1,4013)	2:B:46:LEU:HD21	1:C:1928:PHE:HZ	11	0.26
(1,4013)	2:B:46:LEU:HD23	1:C:1928:PHE:HZ	11	0.26
(1,4013)	2:B:46:LEU:HD21	1:C:1928:PHE:HZ	17	0.26
(1,4013)	2:B:46:LEU:HD23	1:C:1928:PHE:HZ	17	0.26
(1,4013)	2:B:46:LEU:HD21	1:C:1928:PHE:HZ	20	0.26
(1,4013)	2:B:46:LEU:HD23	1:C:1928:PHE:HZ	20	0.26
(1,4002)	2:B:58:LEU:HD13	1:C:1928:PHE:HB2	10	0.26
(1,4002)	2:B:58:LEU:HD12	1:C:1928:PHE:HB2	10	0.26
(1,4002)	2:B:58:LEU:HD11	1:C:1928:PHE:HB2	10	0.26
(1,4002)	2:B:58:LEU:HD13	1:C:1928:PHE:HB2	11	0.26
(1,4002)	2:B:58:LEU:HD12	1:C:1928:PHE:HB2	11	0.26
(1,4002)	2:B:58:LEU:HD11	1:C:1928:PHE:HB2	11	0.26
(1,4)	2:B:93:PHE:HA	2:B:93:PHE:HB2	1	0.26
(1,3796)	2:B:27:PHE:H	2:B:27:PHE:HD1	19	0.26
(1,3796)	2:B:27:PHE:H	2:B:27:PHE:HD2	19	0.26
(1,3745)	2:B:93:PHE:H	2:B:94:PRO:HA	16	0.26
(1,2993)	2:A:62:LEU:H	2:A:60:SER:HB3	15	0.26
(1,2993)	2:A:62:LEU:H	2:A:60:SER:HB3	18	0.26
(1,2618)	2:A:3:CYS:H	2:B:41:GLU:HG2	13	0.26
(1,2570)	2:B:84:MET:HE1	2:A:72:PHE:HZ	3	0.26
(1,2570)	2:B:84:MET:HE2	2:A:72:PHE:HZ	3	0.26
(1,2570)	2:B:84:MET:HE1	2:A:72:PHE:HZ	4	0.26
(1,2570)	2:B:84:MET:HE2	2:A:72:PHE:HZ	4	0.26
(1,2570)	2:B:84:MET:HE1	2:A:72:PHE:HZ	18	0.26
(1,2570)	2:B:84:MET:HE2	2:A:72:PHE:HZ	18	0.26
(1,252)	2:B:84:MET:HE1	2:A:72:PHE:HD1	11	0.26
(1,252)	2:B:84:MET:HE1	2:A:72:PHE:HD2	11	0.26
(1,252)	2:B:84:MET:HE2	2:A:72:PHE:HD1	11	0.26
(1,252)	2:B:84:MET:HE2	2:A:72:PHE:HD2	11	0.26
(1,245)	2:B:84:MET:HE2	2:B:85:MET:HG2	2	0.26
(1,245)	2:B:84:MET:HE1	2:B:85:MET:HG2	2	0.26
(1,243)	2:B:84:MET:HE2	2:B:85:MET:HB2	2	0.26
(1,243)	2:B:84:MET:HE1	2:B:85:MET:HB2	2	0.26
(1,243)	2:B:84:MET:HE2	2:B:85:MET:HB2	13	0.26
(1,243)	2:B:84:MET:HE1	2:B:85:MET:HB2	13	0.26
(1,2024)	2:A:29:LEU:HD13	2:A:72:PHE:HE1	4	0.26
(1,2024)	2:A:29:LEU:HD13	2:A:72:PHE:HE2	4	0.26
(1,2024)	2:A:29:LEU:HD12	2:A:72:PHE:HE1	4	0.26
(1,2024)	2:A:29:LEU:HD12	2:A:72:PHE:HE2	4	0.26
(1,2024)	2:A:29:LEU:HD11	2:A:72:PHE:HE1	4	0.26
(1,2024)	2:A:29:LEU:HD11	2:A:72:PHE:HE2	4	0.26
(1,174)	2:B:85:MET:HE2	2:B:85:MET:HA	3	0.26

Continued on next page...

Continued from previous page...

Key	Atom-1	Atom-2	Model ID	Violation (Å)
(1,174)	2:B:85:MET:HE2	2:B:85:MET:HA	4	0.26
(1,174)	2:B:85:MET:HE2	2:B:85:MET:HA	11	0.26
(1,174)	2:B:85:MET:HE2	2:B:85:MET:HA	17	0.26
(1,1098)	2:B:59:MET:HE1	2:B:62:LEU:H	7	0.26
(1,1098)	2:B:59:MET:HE2	2:B:62:LEU:H	7	0.26
(1,1098)	2:B:59:MET:HE3	2:B:62:LEU:H	7	0.26
(1,1044)	2:A:59:MET:HE3	2:A:59:MET:H	2	0.26
(1,1044)	2:A:59:MET:HE1	2:A:59:MET:H	2	0.26
(1,1044)	2:A:59:MET:HE2	2:A:59:MET:H	2	0.26
(2,49)	1:C:1935:ALA:HB1	1:C:1932:ARG:HA	17	0.25
(2,49)	1:C:1935:ALA:HB2	1:C:1932:ARG:HA	17	0.25
(2,49)	1:C:1935:ALA:HB3	1:C:1932:ARG:HA	17	0.25
(2,18)	2:A:28:LYS:HD3	2:A:20:SER:HB2	16	0.25
(1,753)	2:B:70:VAL:HG21	2:B:74:GLU:H	1	0.25
(1,753)	2:B:70:VAL:HG22	2:B:74:GLU:H	1	0.25
(1,753)	2:B:70:VAL:HG21	2:B:74:GLU:H	11	0.25
(1,753)	2:B:70:VAL:HG22	2:B:74:GLU:H	11	0.25
(1,6858)	2:B:2:ALA:H	2:B:7:LYS:HB2	1	0.25
(1,6858)	2:B:2:ALA:H	2:A:7:LYS:HB2	1	0.25
(1,6706)	2:A:23:GLU:H	2:A:26:LYS:HA	12	0.25
(1,6706)	2:B:23:GLU:H	2:B:26:LYS:HA	12	0.25
(1,6482)	2:B:11:VAL:HG11	2:B:7:LYS:HE3	14	0.25
(1,6482)	2:A:11:VAL:HG11	2:A:7:LYS:HE3	14	0.25
(1,6482)	2:B:11:VAL:HG12	2:B:7:LYS:HE3	14	0.25
(1,6482)	2:A:11:VAL:HG12	2:A:7:LYS:HE3	14	0.25
(1,6482)	2:A:11:VAL:HG13	2:A:7:LYS:HE3	14	0.25
(1,6482)	2:B:11:VAL:HG13	2:B:7:LYS:HE3	14	0.25
(1,6482)	2:A:11:VAL:HG13	2:A:7:LYS:HE2	14	0.25
(1,6482)	2:A:11:VAL:HG11	2:A:7:LYS:HE2	14	0.25
(1,6482)	2:B:11:VAL:HG12	2:B:7:LYS:HE2	14	0.25
(1,6482)	2:A:11:VAL:HG12	2:A:7:LYS:HE2	14	0.25
(1,6443)	2:B:12:MET:HE2	2:A:82:ILE:H	5	0.25
(1,6443)	2:B:12:MET:HE1	2:A:9:LEU:H	5	0.25
(1,6443)	2:B:12:MET:HE3	2:A:9:LEU:H	5	0.25
(1,6443)	2:B:12:MET:HE2	2:A:9:LEU:H	5	0.25
(1,6443)	2:B:12:MET:HE2	2:A:82:ILE:H	16	0.25
(1,6443)	2:B:12:MET:HE1	2:A:9:LEU:H	16	0.25
(1,6443)	2:B:12:MET:HE3	2:A:9:LEU:H	16	0.25
(1,6443)	2:B:12:MET:HE2	2:A:9:LEU:H	16	0.25
(1,636)	2:B:76:CYS:HA	2:B:62:LEU:HD11	6	0.25
(1,636)	2:B:76:CYS:HA	2:B:62:LEU:HD13	6	0.25
(1,636)	2:B:76:CYS:HA	2:B:62:LEU:HD12	6	0.25

Continued on next page...

Continued from previous page...

Key	Atom-1	Atom-2	Model ID	Violation (Å)
(1,5836)	2:B:77:VAL:HG12	2:B:79:LEU:HA	4	0.25
(1,5836)	2:B:77:VAL:HG11	2:B:79:LEU:HA	4	0.25
(1,5836)	2:B:77:VAL:HG13	2:B:79:LEU:HA	4	0.25
(1,5836)	2:B:77:VAL:HG13	2:A:76:CYS:HG	4	0.25
(1,577)	2:B:46:LEU:HD23	2:B:43:PRO:HB2	2	0.25
(1,577)	2:B:46:LEU:HD22	2:B:43:PRO:HB2	2	0.25
(1,577)	2:B:46:LEU:HD23	2:B:43:PRO:HB2	6	0.25
(1,577)	2:B:46:LEU:HD22	2:B:43:PRO:HB2	6	0.25
(1,5747)	2:B:85:MET:HE1	2:B:61:ASN:HD21	3	0.25
(1,5747)	2:B:85:MET:HE3	2:B:45:PHE:HE1	3	0.25
(1,5747)	2:B:85:MET:HE3	2:B:45:PHE:HE2	3	0.25
(1,5747)	2:B:85:MET:HE2	2:B:61:ASN:HD21	3	0.25
(1,5747)	2:B:85:MET:HE2	2:B:45:PHE:HE1	3	0.25
(1,5747)	2:B:85:MET:HE2	2:B:45:PHE:HE2	3	0.25
(1,5639)	1:C:1901:GLU:HB2	1:C:1905:GLU:HB2	18	0.25
(1,5639)	1:C:1901:GLU:HB2	1:C:1905:GLU:HB3	18	0.25
(1,5546)	1:C:1907:ALA:HB1	2:A:85:MET:HE2	4	0.25
(1,5546)	1:C:1907:ALA:HB2	2:A:85:MET:HE2	4	0.25
(1,5546)	1:C:1907:ALA:HB3	2:A:85:MET:HE2	4	0.25
(1,5546)	1:C:1907:ALA:HB1	2:A:85:MET:HE3	4	0.25
(1,5546)	1:C:1907:ALA:HB2	2:A:85:MET:HE3	4	0.25
(1,5546)	1:C:1907:ALA:HB3	2:A:85:MET:HE3	4	0.25
(1,5546)	1:C:1907:ALA:HB1	2:A:85:MET:HE1	4	0.25
(1,5546)	1:C:1907:ALA:HB2	2:A:85:MET:HE1	4	0.25
(1,5546)	1:C:1907:ALA:HB3	2:A:85:MET:HE1	4	0.25
(1,5546)	1:C:1907:ALA:HB1	2:A:85:MET:HE2	9	0.25
(1,5546)	1:C:1907:ALA:HB2	2:A:85:MET:HE2	9	0.25
(1,5546)	1:C:1907:ALA:HB3	2:A:85:MET:HE2	9	0.25
(1,5546)	1:C:1907:ALA:HB1	2:A:85:MET:HE3	9	0.25
(1,5546)	1:C:1907:ALA:HB2	2:A:85:MET:HE3	9	0.25
(1,5546)	1:C:1907:ALA:HB3	2:A:85:MET:HE3	9	0.25
(1,5546)	1:C:1907:ALA:HB1	2:A:85:MET:HE1	9	0.25
(1,5546)	1:C:1907:ALA:HB2	2:A:85:MET:HE1	9	0.25
(1,5546)	1:C:1907:ALA:HB3	2:A:85:MET:HE1	9	0.25
(1,4994)	1:C:1910:MET:H	2:B:73:GLN:HB3	13	0.25
(1,4994)	1:C:1910:MET:H	2:B:73:GLN:HB3	20	0.25
(1,4982)	1:C:1911:ASN:HD22	1:C:1915:SER:HA	6	0.25
(1,4982)	1:C:1911:ASN:HD22	2:B:84:MET:HA	6	0.25
(1,4982)	1:C:1911:ASN:HD22	1:C:1915:SER:HA	20	0.25
(1,4982)	1:C:1911:ASN:HD22	2:B:84:MET:HA	20	0.25
(1,4907)	1:C:1918:LYS:H	1:C:1910:MET:HG3	3	0.25
(1,4907)	1:C:1918:LYS:H	1:C:1922:ARG:HB3	3	0.25

Continued on next page...

Continued from previous page...

Key	Atom-1	Atom-2	Model ID	Violation (Å)
(1,4907)	1:C:1918:LYS:H	1:C:1910:MET:HE1	3	0.25
(1,4907)	1:C:1918:LYS:H	1:C:1910:MET:HE2	3	0.25
(1,4907)	1:C:1918:LYS:H	1:C:1910:MET:HE3	3	0.25
(1,4907)	1:C:1918:LYS:H	1:C:1910:MET:HG2	3	0.25
(1,4795)	1:C:1933:ARG:H	1:C:1933:ARG:HG2	11	0.25
(1,4723)	2:A:82:ILE:HD12	1:C:1900:LEU:HB2	5	0.25
(1,4723)	2:A:82:ILE:HD13	1:C:1900:LEU:HB2	5	0.25
(1,4723)	2:A:82:ILE:HD11	1:C:1900:LEU:HB2	5	0.25
(1,4723)	2:A:82:ILE:HD12	1:C:1900:LEU:HB2	7	0.25
(1,4723)	2:A:82:ILE:HD13	1:C:1900:LEU:HB2	7	0.25
(1,4723)	2:A:82:ILE:HD11	1:C:1900:LEU:HB2	7	0.25
(1,4720)	2:A:82:ILE:HG21	1:C:1900:LEU:HB2	13	0.25
(1,4720)	2:A:82:ILE:HG22	1:C:1900:LEU:HB2	13	0.25
(1,4720)	2:A:82:ILE:HG23	1:C:1900:LEU:HB2	13	0.25
(1,4717)	1:C:1898:ARG:H	1:C:1898:ARG:HB2	6	0.25
(1,4691)	2:B:74:GLU:HG3	1:C:1921:LEU:HD11	16	0.25
(1,4691)	2:B:74:GLU:HG3	1:C:1921:LEU:HD12	16	0.25
(1,4691)	2:B:74:GLU:HG3	1:C:1921:LEU:HD13	16	0.25
(1,4691)	2:B:76:CYS:HB3	1:C:1921:LEU:HD11	16	0.25
(1,4691)	2:B:76:CYS:HB3	1:C:1921:LEU:HD12	16	0.25
(1,4691)	2:B:76:CYS:HB3	1:C:1921:LEU:HD13	16	0.25
(1,4691)	2:B:74:GLU:HG3	1:C:1926:LEU:HD11	16	0.25
(1,4691)	2:B:74:GLU:HG3	1:C:1926:LEU:HD12	16	0.25
(1,4691)	2:B:74:GLU:HG3	1:C:1926:LEU:HD13	16	0.25
(1,4564)	1:C:1917:LEU:HD21	1:C:1917:LEU:HB3	5	0.25
(1,4564)	1:C:1917:LEU:HD22	1:C:1917:LEU:HB3	5	0.25
(1,4564)	1:C:1917:LEU:HD23	1:C:1917:LEU:HB3	5	0.25
(1,4533)	1:C:1923:ARG:HB3	1:C:1920:LYS:HA	20	0.25
(1,4484)	2:B:57:LYS:HD3	1:C:1924:GLY:H	1	0.25
(1,4484)	2:A:83:ALA:HB3	1:C:1909:ALA:H	1	0.25
(1,4484)	2:A:83:ALA:HB2	1:C:1909:ALA:H	1	0.25
(1,4484)	2:A:83:ALA:HB1	1:C:1909:ALA:H	1	0.25
(1,4484)	2:A:87:ASN:HB3	1:C:1909:ALA:H	1	0.25
(1,4484)	1:C:1898:ARG:HG2	1:C:1909:ALA:H	1	0.25
(1,4484)	1:C:1898:ARG:HG3	1:C:1909:ALA:H	1	0.25
(1,4162)	2:A:54:ALA:HB2	1:C:1900:LEU:HB3	9	0.25
(1,4162)	2:A:54:ALA:HB3	1:C:1900:LEU:HB3	9	0.25
(1,4162)	2:A:54:ALA:HB1	1:C:1900:LEU:HB3	9	0.25
(1,4088)	2:B:84:MET:HE3	1:C:1913:GLU:HG3	3	0.25
(1,4088)	2:B:84:MET:HE1	1:C:1913:GLU:HG3	3	0.25
(1,4088)	2:B:84:MET:HE2	1:C:1913:GLU:HG3	3	0.25
(1,4060)	2:B:85:MET:HE1	1:C:1928:PHE:HB3	8	0.25

Continued on next page...

Continued from previous page...

Key	Atom-1	Atom-2	Model ID	Violation (Å)
(1,4060)	2:B:85:MET:HE3	1:C:1928:PHE:HB3	8	0.25
(1,4055)	2:B:85:MET:HE2	1:C:1918:LYS:HG2	10	0.25
(1,4054)	2:B:85:MET:HE2	1:C:1921:LEU:HD11	6	0.25
(1,4054)	2:B:85:MET:HE2	1:C:1921:LEU:HD12	6	0.25
(1,4054)	2:B:85:MET:HE2	1:C:1921:LEU:HD13	6	0.25
(1,4054)	2:B:85:MET:HE1	1:C:1921:LEU:HD11	6	0.25
(1,4054)	2:B:85:MET:HE1	1:C:1921:LEU:HD12	6	0.25
(1,4054)	2:B:85:MET:HE1	1:C:1921:LEU:HD13	6	0.25
(1,4054)	2:B:85:MET:HE3	1:C:1921:LEU:HD11	6	0.25
(1,4054)	2:B:85:MET:HE3	1:C:1921:LEU:HD12	6	0.25
(1,4054)	2:B:85:MET:HE3	1:C:1921:LEU:HD13	6	0.25
(1,4049)	2:A:85:MET:HE2	1:C:1899:GLU:H	6	0.25
(1,4049)	2:A:85:MET:HE3	1:C:1899:GLU:H	6	0.25
(1,4049)	2:A:85:MET:HE1	1:C:1899:GLU:H	6	0.25
(1,4028)	2:B:82:ILE:HG21	1:C:1926:LEU:HD11	7	0.25
(1,4028)	2:B:82:ILE:HG21	1:C:1926:LEU:HD12	7	0.25
(1,4028)	2:B:82:ILE:HG21	1:C:1926:LEU:HD13	7	0.25
(1,4028)	2:B:82:ILE:HG23	1:C:1926:LEU:HD11	7	0.25
(1,4028)	2:B:82:ILE:HG23	1:C:1926:LEU:HD12	7	0.25
(1,4028)	2:B:82:ILE:HG23	1:C:1926:LEU:HD13	7	0.25
(1,4028)	2:B:82:ILE:HG22	1:C:1926:LEU:HD11	7	0.25
(1,4028)	2:B:82:ILE:HG22	1:C:1926:LEU:HD12	7	0.25
(1,4028)	2:B:82:ILE:HG22	1:C:1926:LEU:HD13	7	0.25
(1,4013)	2:B:46:LEU:HD21	1:C:1928:PHE:HZ	2	0.25
(1,4013)	2:B:46:LEU:HD23	1:C:1928:PHE:HZ	2	0.25
(1,4013)	2:B:46:LEU:HD21	1:C:1928:PHE:HZ	4	0.25
(1,4013)	2:B:46:LEU:HD23	1:C:1928:PHE:HZ	4	0.25
(1,4013)	2:B:46:LEU:HD21	1:C:1928:PHE:HZ	18	0.25
(1,4013)	2:B:46:LEU:HD23	1:C:1928:PHE:HZ	18	0.25
(1,3963)	2:B:77:VAL:HG23	1:C:1920:LYS:HG3	10	0.25
(1,3963)	2:B:77:VAL:HG23	1:C:1922:ARG:HG2	10	0.25
(1,3963)	2:B:77:VAL:HG21	1:C:1922:ARG:HG2	10	0.25
(1,3963)	2:B:77:VAL:HG22	1:C:1920:LYS:HG3	10	0.25
(1,3963)	2:B:77:VAL:HG22	1:C:1922:ARG:HG2	10	0.25
(1,3796)	2:B:27:PHE:H	2:B:27:PHE:HD1	8	0.25
(1,3796)	2:B:27:PHE:H	2:B:27:PHE:HD2	8	0.25
(1,3224)	2:A:93:PHE:H	2:A:93:PHE:HB3	17	0.25
(1,3163)	2:A:86:CYS:H	2:B:9:LEU:HB2	8	0.25
(1,3163)	2:A:86:CYS:H	2:B:9:LEU:HB2	11	0.25
(1,2904)	2:A:51:ASP:H	2:A:46:LEU:HB3	2	0.25
(1,2618)	2:A:3:CYS:H	2:B:41:GLU:HG2	7	0.25
(1,2618)	2:A:3:CYS:H	2:B:41:GLU:HG2	20	0.25

Continued on next page...

Continued from previous page...

Key	Atom-1	Atom-2	Model ID	Violation (Å)
(1,2600)	2:A:29:LEU:H	2:A:27:PHE:HD1	14	0.25
(1,2600)	2:A:29:LEU:H	2:A:27:PHE:HD2	14	0.25
(1,246)	2:B:84:MET:HE2	1:C:1918:LYS:HE2	9	0.25
(1,246)	2:B:84:MET:HE2	1:C:1918:LYS:HE3	9	0.25
(1,243)	2:B:84:MET:HE2	2:B:85:MET:HB2	5	0.25
(1,243)	2:B:84:MET:HE1	2:B:85:MET:HB2	5	0.25
(1,235)	2:B:84:MET:HA	2:A:72:PHE:HE1	9	0.25
(1,235)	2:B:84:MET:HA	2:A:72:PHE:HE2	9	0.25
(1,2056)	2:B:27:PHE:HA	2:B:75:TYR:HD1	12	0.25
(1,2056)	2:B:27:PHE:HA	2:B:75:TYR:HD2	12	0.25
(1,1853)	2:A:35:LYS:HE3	2:A:35:LYS:H	7	0.25
(1,1420)	2:B:49:ARG:HD3	2:B:46:LEU:HB2	1	0.25
(1,1420)	2:B:49:ARG:HD2	2:B:46:LEU:HB2	1	0.25
(1,1093)	2:B:59:MET:HE3	2:B:30:ASN:HD22	10	0.25
(1,1093)	2:B:59:MET:HE2	2:B:30:ASN:HD22	10	0.25
(1,1093)	2:B:59:MET:HE3	2:B:30:ASN:HD22	12	0.25
(1,1093)	2:B:59:MET:HE2	2:B:30:ASN:HD22	12	0.25
(2,46)	1:C:1916:SER:H	1:C:1912:ARG:HB2	6	0.24
(2,45)	1:C:1918:LYS:H	1:C:1916:SER:HB2	15	0.24
(2,42)	1:C:1926:LEU:HD21	1:C:1923:ARG:HB3	14	0.24
(2,42)	1:C:1926:LEU:HD22	1:C:1923:ARG:HB3	14	0.24
(2,42)	1:C:1926:LEU:HD23	1:C:1923:ARG:HB3	14	0.24
(2,18)	2:A:28:LYS:HD3	2:A:20:SER:HB2	18	0.24
(1,85)	2:B:87:ASN:HA	2:A:72:PHE:HZ	9	0.24
(1,805)	2:A:68:ASN:HB3	2:A:68:ASN:HD21	4	0.24
(1,805)	2:A:68:ASN:HB3	2:A:68:ASN:HD21	20	0.24
(1,6992)	2:A:27:PHE:HE1	2:A:26:LYS:HE2	13	0.24
(1,6992)	2:A:27:PHE:HE2	2:A:26:LYS:HE2	13	0.24
(1,6992)	2:B:27:PHE:HE1	2:B:26:LYS:HE2	13	0.24
(1,6992)	2:B:27:PHE:HE2	2:B:26:LYS:HE2	13	0.24
(1,6992)	2:A:27:PHE:HE1	2:A:26:LYS:HE3	13	0.24
(1,6992)	2:A:27:PHE:HE2	2:A:26:LYS:HE3	13	0.24
(1,6965)	2:B:26:LYS:H	2:B:26:LYS:HG3	5	0.24
(1,6965)	2:A:26:LYS:H	2:A:26:LYS:HG3	5	0.24
(1,6965)	2:B:26:LYS:H	2:B:26:LYS:HG3	19	0.24
(1,6965)	2:A:26:LYS:H	2:A:26:LYS:HG3	19	0.24
(1,6858)	2:B:2:ALA:H	2:B:7:LYS:HB2	4	0.24
(1,6858)	2:B:2:ALA:H	2:A:7:LYS:HB2	4	0.24
(1,6858)	2:B:2:ALA:H	2:B:7:LYS:HB2	13	0.24
(1,6858)	2:B:2:ALA:H	2:A:7:LYS:HB2	13	0.24
(1,6824)	2:A:73:GLN:H	2:A:75:TYR:HD1	1	0.24
(1,6824)	2:A:73:GLN:H	2:A:75:TYR:HD2	1	0.24

Continued on next page...

Continued from previous page...

Key	Atom-1	Atom-2	Model ID	Violation (Å)
(1,6824)	2:A:73:GLN:H	2:A:72:PHE:HZ	1	0.24
(1,6482)	2:B:11:VAL:HG11	2:B:7:LYS:HE3	15	0.24
(1,6482)	2:A:11:VAL:HG11	2:A:7:LYS:HE3	15	0.24
(1,6482)	2:B:11:VAL:HG12	2:B:7:LYS:HE3	15	0.24
(1,6482)	2:A:11:VAL:HG12	2:A:7:LYS:HE3	15	0.24
(1,6482)	2:A:11:VAL:HG13	2:A:7:LYS:HE3	15	0.24
(1,6482)	2:B:11:VAL:HG13	2:B:7:LYS:HE3	15	0.24
(1,6482)	2:A:11:VAL:HG13	2:A:7:LYS:HE2	15	0.24
(1,6482)	2:A:11:VAL:HG11	2:A:7:LYS:HE2	15	0.24
(1,6482)	2:B:11:VAL:HG12	2:B:7:LYS:HE2	15	0.24
(1,6482)	2:A:11:VAL:HG12	2:A:7:LYS:HE2	15	0.24
(1,6443)	2:B:12:MET:HE2	2:A:82:ILE:H	2	0.24
(1,6443)	2:B:12:MET:HE1	2:A:9:LEU:H	2	0.24
(1,6443)	2:B:12:MET:HE3	2:A:9:LEU:H	2	0.24
(1,6443)	2:B:12:MET:HE2	2:A:9:LEU:H	2	0.24
(1,6443)	2:B:12:MET:HE2	2:A:82:ILE:H	20	0.24
(1,6443)	2:B:12:MET:HE1	2:A:9:LEU:H	20	0.24
(1,6443)	2:B:12:MET:HE3	2:A:9:LEU:H	20	0.24
(1,6443)	2:B:12:MET:HE2	2:A:9:LEU:H	20	0.24
(1,6434)	2:B:12:MET:HE1	2:A:9:LEU:HD21	6	0.24
(1,6434)	2:B:12:MET:HE1	2:A:9:LEU:HD22	6	0.24
(1,6434)	2:B:12:MET:HE1	2:A:9:LEU:HD23	6	0.24
(1,6434)	2:B:12:MET:HE3	2:A:9:LEU:HD21	6	0.24
(1,6434)	2:B:12:MET:HE3	2:A:9:LEU:HD22	6	0.24
(1,6434)	2:B:12:MET:HE3	2:A:9:LEU:HD23	6	0.24
(1,6434)	2:B:12:MET:HE2	2:A:9:LEU:HD21	6	0.24
(1,6434)	2:B:12:MET:HE2	2:A:9:LEU:HD22	6	0.24
(1,6434)	2:B:12:MET:HE2	2:A:9:LEU:HD23	6	0.24
(1,6434)	2:B:12:MET:HE1	2:B:42:LEU:HD22	6	0.24
(1,6434)	2:B:12:MET:HE1	2:B:42:LEU:HD23	6	0.24
(1,6434)	2:B:12:MET:HE1	2:B:42:LEU:HD21	6	0.24
(1,6419)	2:A:13:VAL:HG23	2:B:91:GLU:HB3	1	0.24
(1,6419)	2:A:13:VAL:HG22	2:B:91:GLU:HB3	1	0.24
(1,6419)	2:A:13:VAL:HG21	2:B:91:GLU:HB3	1	0.24
(1,6419)	2:A:13:VAL:HG22	2:A:18:LYS:HB3	1	0.24
(1,6419)	2:A:13:VAL:HG21	2:A:18:LYS:HB3	1	0.24
(1,6419)	2:B:13:VAL:HG21	2:A:5:LEU:HG	1	0.24
(1,6419)	2:B:13:VAL:HG22	2:A:5:LEU:HG	1	0.24
(1,6419)	2:A:13:VAL:HG23	2:A:18:LYS:HB3	1	0.24
(1,6415)	2:A:13:VAL:HG13	2:A:72:PHE:HA	9	0.24
(1,6415)	2:A:13:VAL:HG11	2:A:72:PHE:HA	9	0.24
(1,6415)	2:A:13:VAL:HG12	2:A:72:PHE:HA	9	0.24

Continued on next page...

Continued from previous page...

Key	Atom-1	Atom-2	Model ID	Violation (Å)
(1,6415)	2:A:13:VAL:HG12	2:B:89:PHE:HB2	9	0.24
(1,6415)	2:A:13:VAL:HG13	2:B:89:PHE:HB2	9	0.24
(1,6302)	2:B:26:LYS:HD3	2:B:25:ASP:HA	7	0.24
(1,6302)	2:A:26:LYS:HD3	2:A:25:ASP:HA	7	0.24
(1,6052)	2:B:42:LEU:HD11	2:B:45:PHE:HZ	8	0.24
(1,6052)	2:B:42:LEU:HD13	2:B:45:PHE:HZ	8	0.24
(1,6052)	2:B:42:LEU:HD12	2:B:45:PHE:HZ	8	0.24
(1,6052)	2:B:42:LEU:HD12	1:C:1928:PHE:HZ	8	0.24
(1,577)	2:B:46:LEU:HD23	2:B:43:PRO:HB2	10	0.24
(1,577)	2:B:46:LEU:HD22	2:B:43:PRO:HB2	10	0.24
(1,577)	2:B:46:LEU:HD23	2:B:43:PRO:HB2	15	0.24
(1,577)	2:B:46:LEU:HD22	2:B:43:PRO:HB2	15	0.24
(1,5621)	1:C:1903:ALA:HB1	1:C:1899:GLU:HG3	16	0.24
(1,5621)	1:C:1903:ALA:HB2	1:C:1899:GLU:HG3	16	0.24
(1,5621)	1:C:1903:ALA:HB3	1:C:1899:GLU:HG3	16	0.24
(1,5462)	1:C:1911:ASN:HB3	1:C:1914:VAL:HG21	16	0.24
(1,5462)	1:C:1911:ASN:HB3	1:C:1914:VAL:HG22	16	0.24
(1,5462)	1:C:1911:ASN:HB3	1:C:1914:VAL:HG23	16	0.24
(1,5406)	1:C:1914:VAL:HG11	1:C:1918:LYS:HA	4	0.24
(1,5406)	1:C:1914:VAL:HG12	1:C:1918:LYS:HA	4	0.24
(1,5406)	1:C:1914:VAL:HG13	1:C:1918:LYS:HA	4	0.24
(1,5395)	1:C:1914:VAL:HG11	2:A:75:TYR:HB2	2	0.24
(1,5395)	1:C:1914:VAL:HG12	2:A:75:TYR:HB2	2	0.24
(1,5395)	1:C:1914:VAL:HG13	2:A:75:TYR:HB2	2	0.24
(1,5395)	1:C:1914:VAL:HG11	2:B:79:LEU:HA	2	0.24
(1,5395)	1:C:1914:VAL:HG12	2:B:79:LEU:HA	2	0.24
(1,5395)	1:C:1914:VAL:HG13	2:B:79:LEU:HA	2	0.24
(1,5395)	1:C:1914:VAL:HG11	1:C:1912:ARG:HD2	2	0.24
(1,5395)	1:C:1914:VAL:HG12	1:C:1912:ARG:HD2	2	0.24
(1,5395)	1:C:1914:VAL:HG13	1:C:1912:ARG:HD2	2	0.24
(1,5395)	1:C:1914:VAL:HG11	2:A:75:TYR:HB2	9	0.24
(1,5395)	1:C:1914:VAL:HG12	2:A:75:TYR:HB2	9	0.24
(1,5395)	1:C:1914:VAL:HG13	2:A:75:TYR:HB2	9	0.24
(1,5395)	1:C:1914:VAL:HG11	2:B:79:LEU:HA	9	0.24
(1,5395)	1:C:1914:VAL:HG12	2:B:79:LEU:HA	9	0.24
(1,5395)	1:C:1914:VAL:HG13	2:B:79:LEU:HA	9	0.24
(1,5395)	1:C:1914:VAL:HG11	1:C:1912:ARG:HD2	9	0.24
(1,5395)	1:C:1914:VAL:HG12	1:C:1912:ARG:HD2	9	0.24
(1,5395)	1:C:1914:VAL:HG13	1:C:1912:ARG:HD2	9	0.24
(1,5395)	1:C:1914:VAL:HG11	2:A:75:TYR:HB2	18	0.24
(1,5395)	1:C:1914:VAL:HG12	2:A:75:TYR:HB2	18	0.24
(1,5395)	1:C:1914:VAL:HG13	2:A:75:TYR:HB2	18	0.24

Continued on next page...

Continued from previous page...

Key	Atom-1	Atom-2	Model ID	Violation (Å)
(1,5395)	1:C:1914:VAL:HG11	2:B:79:LEU:HA	18	0.24
(1,5395)	1:C:1914:VAL:HG12	2:B:79:LEU:HA	18	0.24
(1,5395)	1:C:1914:VAL:HG13	2:B:79:LEU:HA	18	0.24
(1,5395)	1:C:1914:VAL:HG11	1:C:1912:ARG:HD2	18	0.24
(1,5395)	1:C:1914:VAL:HG12	1:C:1912:ARG:HD2	18	0.24
(1,5395)	1:C:1914:VAL:HG13	1:C:1912:ARG:HD2	18	0.24
(1,5099)	1:C:1935:ALA:HB1	1:C:1933:ARG:HB3	4	0.24
(1,5099)	1:C:1935:ALA:HB2	1:C:1933:ARG:HB3	4	0.24
(1,5099)	1:C:1935:ALA:HB3	1:C:1933:ARG:HB3	4	0.24
(1,4982)	1:C:1911:ASN:HD22	1:C:1915:SER:HA	5	0.24
(1,4982)	1:C:1911:ASN:HD22	2:B:84:MET:HA	5	0.24
(1,4982)	1:C:1911:ASN:HD22	1:C:1915:SER:HA	16	0.24
(1,4982)	1:C:1911:ASN:HD22	2:B:84:MET:HA	16	0.24
(1,4879)	1:C:1920:LYS:H	1:C:1926:LEU:HG	5	0.24
(1,4879)	1:C:1920:LYS:H	1:C:1926:LEU:HG	6	0.24
(1,4599)	1:C:1917:LEU:HD21	1:C:1914:VAL:HA	18	0.24
(1,4599)	1:C:1917:LEU:HD22	1:C:1914:VAL:HA	18	0.24
(1,4599)	1:C:1917:LEU:HD23	1:C:1914:VAL:HA	18	0.24
(1,4589)	1:C:1918:LYS:HD2	1:C:1915:SER:HB2	20	0.24
(1,4570)	1:C:1920:LYS:HG3	1:C:1917:LEU:HD11	7	0.24
(1,4570)	1:C:1920:LYS:HG3	1:C:1917:LEU:HD12	7	0.24
(1,4570)	1:C:1920:LYS:HG3	1:C:1917:LEU:HD13	7	0.24
(1,4570)	1:C:1920:LYS:HG3	1:C:1917:LEU:HD11	13	0.24
(1,4570)	1:C:1920:LYS:HG3	1:C:1917:LEU:HD12	13	0.24
(1,4570)	1:C:1920:LYS:HG3	1:C:1917:LEU:HD13	13	0.24
(1,4570)	1:C:1920:LYS:HG3	1:C:1917:LEU:HD11	16	0.24
(1,4570)	1:C:1920:LYS:HG3	1:C:1917:LEU:HD12	16	0.24
(1,4570)	1:C:1920:LYS:HG3	1:C:1917:LEU:HD13	16	0.24
(1,4570)	1:C:1920:LYS:HG3	1:C:1917:LEU:HD11	17	0.24
(1,4570)	1:C:1920:LYS:HG3	1:C:1917:LEU:HD12	17	0.24
(1,4570)	1:C:1920:LYS:HG3	1:C:1917:LEU:HD13	17	0.24
(1,4564)	1:C:1917:LEU:HD21	1:C:1917:LEU:HB3	20	0.24
(1,4564)	1:C:1917:LEU:HD22	1:C:1917:LEU:HB3	20	0.24
(1,4564)	1:C:1917:LEU:HD23	1:C:1917:LEU:HB3	20	0.24
(1,4484)	2:B:57:LYS:HD3	1:C:1924:GLY:H	5	0.24
(1,4484)	2:A:83:ALA:HB3	1:C:1909:ALA:H	5	0.24
(1,4484)	2:A:83:ALA:HB2	1:C:1909:ALA:H	5	0.24
(1,4484)	2:A:83:ALA:HB1	1:C:1909:ALA:H	5	0.24
(1,4484)	2:A:87:ASN:HB3	1:C:1909:ALA:H	5	0.24
(1,4484)	1:C:1898:ARG:HG2	1:C:1909:ALA:H	5	0.24
(1,4484)	1:C:1898:ARG:HG3	1:C:1909:ALA:H	5	0.24
(1,4162)	2:A:54:ALA:HB2	1:C:1900:LEU:HB3	14	0.24

Continued on next page...

Continued from previous page...

Key	Atom-1	Atom-2	Model ID	Violation (Å)
(1,4162)	2:A:54:ALA:HB3	1:C:1900:LEU:HB3	14	0.24
(1,4162)	2:A:54:ALA:HB1	1:C:1900:LEU:HB3	14	0.24
(1,4162)	2:A:54:ALA:HB2	1:C:1900:LEU:HB3	15	0.24
(1,4162)	2:A:54:ALA:HB3	1:C:1900:LEU:HB3	15	0.24
(1,4162)	2:A:54:ALA:HB1	1:C:1900:LEU:HB3	15	0.24
(1,4060)	2:B:85:MET:HE1	1:C:1928:PHE:HB3	19	0.24
(1,4060)	2:B:85:MET:HE3	1:C:1928:PHE:HB3	19	0.24
(1,4055)	2:B:85:MET:HE2	1:C:1918:LYS:HG2	13	0.24
(1,4028)	2:B:82:ILE:HG21	1:C:1926:LEU:HD11	12	0.24
(1,4028)	2:B:82:ILE:HG21	1:C:1926:LEU:HD12	12	0.24
(1,4028)	2:B:82:ILE:HG21	1:C:1926:LEU:HD13	12	0.24
(1,4028)	2:B:82:ILE:HG23	1:C:1926:LEU:HD11	12	0.24
(1,4028)	2:B:82:ILE:HG23	1:C:1926:LEU:HD12	12	0.24
(1,4028)	2:B:82:ILE:HG23	1:C:1926:LEU:HD13	12	0.24
(1,4028)	2:B:82:ILE:HG22	1:C:1926:LEU:HD11	12	0.24
(1,4028)	2:B:82:ILE:HG22	1:C:1926:LEU:HD12	12	0.24
(1,4028)	2:B:82:ILE:HG22	1:C:1926:LEU:HD13	12	0.24
(1,4013)	2:B:46:LEU:HD21	1:C:1928:PHE:HZ	3	0.24
(1,4013)	2:B:46:LEU:HD23	1:C:1928:PHE:HZ	3	0.24
(1,4002)	2:B:58:LEU:HD13	1:C:1928:PHE:HB2	16	0.24
(1,4002)	2:B:58:LEU:HD12	1:C:1928:PHE:HB2	16	0.24
(1,4002)	2:B:58:LEU:HD11	1:C:1928:PHE:HB2	16	0.24
(1,3963)	2:B:77:VAL:HG23	1:C:1920:LYS:HG3	7	0.24
(1,3963)	2:B:77:VAL:HG23	1:C:1922:ARG:HG2	7	0.24
(1,3963)	2:B:77:VAL:HG21	1:C:1922:ARG:HG2	7	0.24
(1,3963)	2:B:77:VAL:HG22	1:C:1920:LYS:HG3	7	0.24
(1,3963)	2:B:77:VAL:HG22	1:C:1922:ARG:HG2	7	0.24
(1,3963)	2:B:77:VAL:HG23	1:C:1920:LYS:HG3	8	0.24
(1,3963)	2:B:77:VAL:HG23	1:C:1922:ARG:HG2	8	0.24
(1,3963)	2:B:77:VAL:HG21	1:C:1922:ARG:HG2	8	0.24
(1,3963)	2:B:77:VAL:HG22	1:C:1920:LYS:HG3	8	0.24
(1,3963)	2:B:77:VAL:HG22	1:C:1922:ARG:HG2	8	0.24
(1,3963)	2:B:77:VAL:HG23	1:C:1920:LYS:HG3	13	0.24
(1,3963)	2:B:77:VAL:HG23	1:C:1922:ARG:HG2	13	0.24
(1,3963)	2:B:77:VAL:HG21	1:C:1922:ARG:HG2	13	0.24
(1,3963)	2:B:77:VAL:HG22	1:C:1920:LYS:HG3	13	0.24
(1,3963)	2:B:77:VAL:HG22	1:C:1922:ARG:HG2	13	0.24
(1,3963)	2:B:77:VAL:HG23	1:C:1920:LYS:HG3	19	0.24
(1,3963)	2:B:77:VAL:HG23	1:C:1922:ARG:HG2	19	0.24
(1,3963)	2:B:77:VAL:HG21	1:C:1922:ARG:HG2	19	0.24
(1,3963)	2:B:77:VAL:HG22	1:C:1920:LYS:HG3	19	0.24
(1,3963)	2:B:77:VAL:HG22	1:C:1922:ARG:HG2	19	0.24

Continued on next page...

Continued from previous page...

Key	Atom-1	Atom-2	Model ID	Violation (Å)
(1,376)	2:B:82:ILE:HG21	1:C:1929:VAL:HG11	9	0.24
(1,376)	2:B:82:ILE:HG21	1:C:1929:VAL:HG12	9	0.24
(1,376)	2:B:82:ILE:HG21	1:C:1929:VAL:HG13	9	0.24
(1,376)	2:B:82:ILE:HG23	1:C:1929:VAL:HG11	9	0.24
(1,376)	2:B:82:ILE:HG23	1:C:1929:VAL:HG12	9	0.24
(1,376)	2:B:82:ILE:HG23	1:C:1929:VAL:HG13	9	0.24
(1,376)	2:B:82:ILE:HG22	1:C:1929:VAL:HG11	9	0.24
(1,376)	2:B:82:ILE:HG22	1:C:1929:VAL:HG12	9	0.24
(1,376)	2:B:82:ILE:HG22	1:C:1929:VAL:HG13	9	0.24
(1,3751)	2:B:95:ASP:H	2:B:93:PHE:HD1	9	0.24
(1,3751)	2:B:95:ASP:H	2:B:93:PHE:HD2	9	0.24
(1,3224)	2:A:93:PHE:H	2:A:93:PHE:HB3	4	0.24
(1,3163)	2:A:86:CYS:H	2:B:9:LEU:HB2	2	0.24
(1,2993)	2:A:62:LEU:H	2:A:60:SER:HB3	7	0.24
(1,2993)	2:A:62:LEU:H	2:A:60:SER:HB3	9	0.24
(1,2904)	2:A:51:ASP:H	2:A:46:LEU:HB3	19	0.24
(1,2600)	2:A:29:LEU:H	2:A:27:PHE:HD1	4	0.24
(1,2600)	2:A:29:LEU:H	2:A:27:PHE:HD2	4	0.24
(1,2600)	2:A:29:LEU:H	2:A:27:PHE:HD1	12	0.24
(1,2600)	2:A:29:LEU:H	2:A:27:PHE:HD2	12	0.24
(1,2600)	2:A:29:LEU:H	2:A:27:PHE:HD1	13	0.24
(1,2600)	2:A:29:LEU:H	2:A:27:PHE:HD2	13	0.24
(1,2570)	2:B:84:MET:HE1	2:A:72:PHE:HZ	6	0.24
(1,2570)	2:B:84:MET:HE2	2:A:72:PHE:HZ	6	0.24
(1,248)	2:B:84:MET:HE1	2:B:80:SER:HB3	2	0.24
(1,248)	2:B:84:MET:HE2	2:B:80:SER:HB3	2	0.24
(1,246)	2:B:84:MET:HE2	1:C:1918:LYS:HE2	12	0.24
(1,246)	2:B:84:MET:HE2	1:C:1918:LYS:HE3	12	0.24
(1,246)	2:B:84:MET:HE2	1:C:1918:LYS:HE2	13	0.24
(1,246)	2:B:84:MET:HE2	1:C:1918:LYS:HE3	13	0.24
(1,246)	2:B:84:MET:HE2	1:C:1918:LYS:HE2	14	0.24
(1,246)	2:B:84:MET:HE2	1:C:1918:LYS:HE3	14	0.24
(1,245)	2:B:84:MET:HE2	2:B:85:MET:HG2	1	0.24
(1,245)	2:B:84:MET:HE1	2:B:85:MET:HG2	1	0.24
(1,245)	2:B:84:MET:HE2	2:B:85:MET:HG2	7	0.24
(1,245)	2:B:84:MET:HE1	2:B:85:MET:HG2	7	0.24
(1,2056)	2:B:27:PHE:HA	2:B:75:TYR:HD1	5	0.24
(1,2056)	2:B:27:PHE:HA	2:B:75:TYR:HD2	5	0.24
(1,2056)	2:B:27:PHE:HA	2:B:75:TYR:HD1	7	0.24
(1,2056)	2:B:27:PHE:HA	2:B:75:TYR:HD2	7	0.24
(1,2045)	2:A:28:LYS:HA	2:A:75:TYR:HD1	1	0.24
(1,2045)	2:A:28:LYS:HA	2:A:75:TYR:HD2	1	0.24

Continued on next page...

Continued from previous page...

Key	Atom-1	Atom-2	Model ID	Violation (Å)
(1,2045)	2:A:28:LYS:HA	2:A:75:TYR:HD1	3	0.24
(1,2045)	2:A:28:LYS:HA	2:A:75:TYR:HD2	3	0.24
(1,2024)	2:A:29:LEU:HD13	2:A:72:PHE:HE1	8	0.24
(1,2024)	2:A:29:LEU:HD13	2:A:72:PHE:HE2	8	0.24
(1,2024)	2:A:29:LEU:HD12	2:A:72:PHE:HE1	8	0.24
(1,2024)	2:A:29:LEU:HD12	2:A:72:PHE:HE2	8	0.24
(1,2024)	2:A:29:LEU:HD11	2:A:72:PHE:HE1	8	0.24
(1,2024)	2:A:29:LEU:HD11	2:A:72:PHE:HE2	8	0.24
(1,2024)	2:A:29:LEU:HD13	2:A:72:PHE:HE1	16	0.24
(1,2024)	2:A:29:LEU:HD13	2:A:72:PHE:HE2	16	0.24
(1,2024)	2:A:29:LEU:HD12	2:A:72:PHE:HE1	16	0.24
(1,2024)	2:A:29:LEU:HD12	2:A:72:PHE:HE2	16	0.24
(1,2024)	2:A:29:LEU:HD11	2:A:72:PHE:HE1	16	0.24
(1,2024)	2:A:29:LEU:HD11	2:A:72:PHE:HE2	16	0.24
(1,2024)	2:A:29:LEU:HD13	2:A:72:PHE:HE1	19	0.24
(1,2024)	2:A:29:LEU:HD13	2:A:72:PHE:HE2	19	0.24
(1,2024)	2:A:29:LEU:HD12	2:A:72:PHE:HE1	19	0.24
(1,2024)	2:A:29:LEU:HD12	2:A:72:PHE:HE2	19	0.24
(1,2024)	2:A:29:LEU:HD11	2:A:72:PHE:HE1	19	0.24
(1,2024)	2:A:29:LEU:HD11	2:A:72:PHE:HE2	19	0.24
(1,174)	2:B:85:MET:HE2	2:B:85:MET:HA	7	0.24
(1,174)	2:B:85:MET:HE2	2:B:85:MET:HA	16	0.24
(1,1592)	2:B:35:LYS:HG2	2:B:36:GLU:HG2	9	0.24
(1,1483)	2:A:46:LEU:HD22	1:C:1897:GLN:HG2	19	0.24
(1,1483)	2:A:46:LEU:HD23	1:C:1897:GLN:HG2	19	0.24
(1,1483)	2:A:46:LEU:HD21	1:C:1897:GLN:HG2	19	0.24
(1,1454)	2:B:47:GLY:HA3	1:C:1929:VAL:HG21	5	0.24
(1,1454)	2:B:47:GLY:HA3	1:C:1929:VAL:HG22	5	0.24
(1,1454)	2:B:47:GLY:HA3	1:C:1929:VAL:HG23	5	0.24
(1,1403)	2:A:49:ARG:HA	2:A:54:ALA:HB2	13	0.24
(1,1403)	2:A:49:ARG:HA	2:A:54:ALA:HB3	13	0.24
(1,1403)	2:A:49:ARG:HA	2:A:54:ALA:HB1	13	0.24
(1,126)	2:A:85:MET:HE2	1:C:1898:ARG:H	17	0.24
(1,126)	2:A:85:MET:HE1	1:C:1898:ARG:H	17	0.24
(1,1098)	2:B:59:MET:HE1	2:B:62:LEU:H	19	0.24
(1,1098)	2:B:59:MET:HE2	2:B:62:LEU:H	19	0.24
(1,1098)	2:B:59:MET:HE3	2:B:62:LEU:H	19	0.24
(1,1093)	2:B:59:MET:HE3	2:B:30:ASN:HD22	2	0.24
(1,1093)	2:B:59:MET:HE2	2:B:30:ASN:HD22	2	0.24
(1,1093)	2:B:59:MET:HE3	2:B:30:ASN:HD22	14	0.24
(1,1093)	2:B:59:MET:HE2	2:B:30:ASN:HD22	14	0.24
(2,18)	2:A:28:LYS:HD3	2:A:20:SER:HB2	8	0.23

Continued on next page...

Continued from previous page...

Key	Atom-1	Atom-2	Model ID	Violation (Å)
(1,805)	2:A:68:ASN:HB3	2:A:68:ASN:HD21	15	0.23
(1,6968)	2:A:17:HIS:H	2:A:26:LYS:HE3	4	0.23
(1,6968)	2:A:17:HIS:H	2:A:26:LYS:HE2	4	0.23
(1,6968)	2:A:17:HIS:H	2:A:75:TYR:HB3	4	0.23
(1,6968)	2:A:17:HIS:H	2:B:90:PHE:HB2	4	0.23
(1,6966)	2:B:26:LYS:H	2:B:26:LYS:HD3	4	0.23
(1,6966)	2:A:26:LYS:H	2:A:26:LYS:HD3	4	0.23
(1,6966)	2:B:26:LYS:H	2:B:26:LYS:HD2	4	0.23
(1,6966)	2:A:26:LYS:H	2:A:26:LYS:HD2	4	0.23
(1,6947)	2:B:80:SER:H	1:C:1914:VAL:HG11	20	0.23
(1,6947)	2:B:80:SER:H	1:C:1914:VAL:HG12	20	0.23
(1,6947)	2:B:80:SER:H	1:C:1914:VAL:HG13	20	0.23
(1,6947)	2:B:80:SER:H	1:C:1917:LEU:HD11	20	0.23
(1,6947)	2:B:80:SER:H	1:C:1917:LEU:HD12	20	0.23
(1,6947)	2:B:80:SER:H	1:C:1917:LEU:HD13	20	0.23
(1,6824)	2:A:73:GLN:H	2:A:75:TYR:HD1	17	0.23
(1,6824)	2:A:73:GLN:H	2:A:75:TYR:HD2	17	0.23
(1,6824)	2:A:73:GLN:H	2:A:72:PHE:HZ	17	0.23
(1,6771)	2:A:28:LYS:H	2:A:17:HIS:HA	16	0.23
(1,6771)	2:A:28:LYS:H	2:A:69:GLU:HA	16	0.23
(1,6717)	2:A:23:GLU:H	2:A:23:GLU:HG2	1	0.23
(1,6717)	2:B:23:GLU:H	2:B:23:GLU:HG2	1	0.23
(1,6717)	2:A:23:GLU:H	2:A:23:GLU:HG2	3	0.23
(1,6717)	2:B:23:GLU:H	2:B:23:GLU:HG2	3	0.23
(1,6457)	2:A:12:MET:HE1	2:A:8:ALA:HA	1	0.23
(1,6457)	2:A:12:MET:HE1	2:B:8:ALA:HA	1	0.23
(1,6457)	2:A:12:MET:HE2	2:A:8:ALA:HA	1	0.23
(1,6457)	2:A:12:MET:HE3	2:A:8:ALA:HA	1	0.23
(1,6457)	2:A:12:MET:HE1	2:B:9:LEU:HA	1	0.23
(1,6457)	2:A:12:MET:HE2	2:B:8:ALA:HA	1	0.23
(1,6457)	2:A:12:MET:HE3	2:B:8:ALA:HA	1	0.23
(1,6443)	2:B:12:MET:HE2	2:A:82:ILE:H	4	0.23
(1,6443)	2:B:12:MET:HE1	2:A:9:LEU:H	4	0.23
(1,6443)	2:B:12:MET:HE3	2:A:9:LEU:H	4	0.23
(1,6443)	2:B:12:MET:HE2	2:A:9:LEU:H	4	0.23
(1,6419)	2:A:13:VAL:HG23	2:B:91:GLU:HB3	4	0.23
(1,6419)	2:A:13:VAL:HG22	2:B:91:GLU:HB3	4	0.23
(1,6419)	2:A:13:VAL:HG21	2:B:91:GLU:HB3	4	0.23
(1,6419)	2:A:13:VAL:HG22	2:A:18:LYS:HB3	4	0.23
(1,6419)	2:A:13:VAL:HG21	2:A:18:LYS:HB3	4	0.23
(1,6419)	2:B:13:VAL:HG21	2:A:5:LEU:HG	4	0.23
(1,6419)	2:B:13:VAL:HG22	2:A:5:LEU:HG	4	0.23

Continued on next page...

Continued from previous page...

Key	Atom-1	Atom-2	Model ID	Violation (Å)
(1,6419)	2:A:13:VAL:HG23	2:A:18:LYS:HB3	4	0.23
(1,6419)	2:A:13:VAL:HG23	2:B:91:GLU:HB3	14	0.23
(1,6419)	2:A:13:VAL:HG22	2:B:91:GLU:HB3	14	0.23
(1,6419)	2:A:13:VAL:HG21	2:B:91:GLU:HB3	14	0.23
(1,6419)	2:A:13:VAL:HG22	2:A:18:LYS:HB3	14	0.23
(1,6419)	2:A:13:VAL:HG21	2:A:18:LYS:HB3	14	0.23
(1,6419)	2:B:13:VAL:HG21	2:A:5:LEU:HG	14	0.23
(1,6419)	2:B:13:VAL:HG22	2:A:5:LEU:HG	14	0.23
(1,6419)	2:A:13:VAL:HG23	2:A:18:LYS:HB3	14	0.23
(1,6415)	2:A:13:VAL:HG13	2:A:72:PHE:HA	3	0.23
(1,6415)	2:A:13:VAL:HG11	2:A:72:PHE:HA	3	0.23
(1,6415)	2:A:13:VAL:HG12	2:A:72:PHE:HA	3	0.23
(1,6415)	2:A:13:VAL:HG12	2:B:89:PHE:HB2	3	0.23
(1,6415)	2:A:13:VAL:HG13	2:B:89:PHE:HB2	3	0.23
(1,6354)	2:A:22:LYS:HD2	2:A:19:TYR:HD1	5	0.23
(1,6354)	2:A:22:LYS:HD2	2:A:19:TYR:HD2	5	0.23
(1,6354)	2:B:22:LYS:HD2	2:B:19:TYR:HD1	5	0.23
(1,6354)	2:B:22:LYS:HD2	2:B:19:TYR:HD2	5	0.23
(1,628)	2:B:76:CYS:HA	2:B:12:MET:HA	17	0.23
(1,6101)	2:B:38:LEU:HD22	2:B:35:LYS:H	12	0.23
(1,6101)	2:B:38:LEU:HD23	2:B:35:LYS:H	12	0.23
(1,6101)	2:B:38:LEU:HD21	2:B:35:LYS:H	12	0.23
(1,6101)	2:B:38:LEU:HD22	1:C:1930:VAL:H	12	0.23
(1,6101)	2:B:38:LEU:HD23	1:C:1930:VAL:H	12	0.23
(1,6041)	2:A:42:LEU:HD12	2:A:39:THR:H	14	0.23
(1,6041)	2:A:42:LEU:HD11	2:A:39:THR:H	14	0.23
(1,6041)	2:A:42:LEU:HD13	2:A:39:THR:H	14	0.23
(1,6041)	2:A:42:LEU:HD12	2:A:45:PHE:H	14	0.23
(1,6041)	2:A:42:LEU:HD11	2:A:45:PHE:H	14	0.23
(1,6033)	2:A:42:LEU:HD12	2:A:37:LEU:HA	6	0.23
(1,6033)	2:A:42:LEU:HD11	2:A:41:GLU:HG2	6	0.23
(1,6033)	2:A:42:LEU:HD13	2:A:41:GLU:HG2	6	0.23
(1,6033)	2:A:42:LEU:HD12	2:A:41:GLU:HG2	6	0.23
(1,6010)	2:B:49:ARG:HD2	2:B:35:LYS:HD2	8	0.23
(1,6010)	2:B:49:ARG:HD3	2:B:35:LYS:HD2	8	0.23
(1,6010)	2:B:49:ARG:HD2	2:B:54:ALA:HB2	8	0.23
(1,6010)	2:B:49:ARG:HD3	2:B:54:ALA:HB2	8	0.23
(1,6010)	2:B:49:ARG:HD2	2:B:54:ALA:HB3	8	0.23
(1,6010)	2:B:49:ARG:HD3	2:B:54:ALA:HB3	8	0.23
(1,5836)	2:B:77:VAL:HG12	2:B:79:LEU:HA	13	0.23
(1,5836)	2:B:77:VAL:HG11	2:B:79:LEU:HA	13	0.23
(1,5836)	2:B:77:VAL:HG13	2:B:79:LEU:HA	13	0.23

Continued on next page...

Continued from previous page...

Key	Atom-1	Atom-2	Model ID	Violation (Å)
(1,5836)	2:B:77:VAL:HG13	2:A:76:CYS:HG	13	0.23
(1,5836)	2:B:77:VAL:HG12	2:B:79:LEU:HA	16	0.23
(1,5836)	2:B:77:VAL:HG11	2:B:79:LEU:HA	16	0.23
(1,5836)	2:B:77:VAL:HG13	2:B:79:LEU:HA	16	0.23
(1,5836)	2:B:77:VAL:HG13	2:A:76:CYS:HG	16	0.23
(1,5654)	1:C:1900:LEU:HD21	2:A:78:PHE:HE1	2	0.23
(1,5654)	1:C:1900:LEU:HD21	2:A:78:PHE:HE2	2	0.23
(1,5654)	1:C:1900:LEU:HD22	2:A:78:PHE:HE1	2	0.23
(1,5654)	1:C:1900:LEU:HD22	2:A:78:PHE:HE2	2	0.23
(1,5654)	1:C:1900:LEU:HD23	2:A:78:PHE:HE1	2	0.23
(1,5654)	1:C:1900:LEU:HD23	2:A:78:PHE:HE2	2	0.23
(1,5652)	1:C:1900:LEU:HD21	2:A:59:MET:H	3	0.23
(1,5652)	1:C:1900:LEU:HD22	2:A:59:MET:H	3	0.23
(1,5652)	1:C:1900:LEU:HD23	2:A:59:MET:H	3	0.23
(1,5652)	1:C:1900:LEU:HD21	2:A:59:MET:H	19	0.23
(1,5652)	1:C:1900:LEU:HD22	2:A:59:MET:H	19	0.23
(1,5652)	1:C:1900:LEU:HD23	2:A:59:MET:H	19	0.23
(1,5639)	1:C:1901:GLU:HB2	1:C:1905:GLU:HB2	7	0.23
(1,5639)	1:C:1901:GLU:HB2	1:C:1905:GLU:HB3	7	0.23
(1,5570)	1:C:1906:THR:HG21	1:C:1905:GLU:HG2	13	0.23
(1,5570)	1:C:1906:THR:HG22	1:C:1905:GLU:HG2	13	0.23
(1,5570)	1:C:1906:THR:HG23	1:C:1905:GLU:HG2	13	0.23
(1,5546)	1:C:1907:ALA:HB1	2:A:85:MET:HE2	7	0.23
(1,5546)	1:C:1907:ALA:HB2	2:A:85:MET:HE2	7	0.23
(1,5546)	1:C:1907:ALA:HB3	2:A:85:MET:HE2	7	0.23
(1,5546)	1:C:1907:ALA:HB1	2:A:85:MET:HE3	7	0.23
(1,5546)	1:C:1907:ALA:HB2	2:A:85:MET:HE3	7	0.23
(1,5546)	1:C:1907:ALA:HB3	2:A:85:MET:HE3	7	0.23
(1,5546)	1:C:1907:ALA:HB1	2:A:85:MET:HE1	7	0.23
(1,5546)	1:C:1907:ALA:HB2	2:A:85:MET:HE1	7	0.23
(1,5546)	1:C:1907:ALA:HB3	2:A:85:MET:HE1	7	0.23
(1,5462)	1:C:1911:ASN:HB3	1:C:1914:VAL:HG21	20	0.23
(1,5462)	1:C:1911:ASN:HB3	1:C:1914:VAL:HG22	20	0.23
(1,5462)	1:C:1911:ASN:HB3	1:C:1914:VAL:HG23	20	0.23
(1,5406)	1:C:1914:VAL:HG11	1:C:1918:LYS:HA	7	0.23
(1,5406)	1:C:1914:VAL:HG12	1:C:1918:LYS:HA	7	0.23
(1,5406)	1:C:1914:VAL:HG13	1:C:1918:LYS:HA	7	0.23
(1,5406)	1:C:1914:VAL:HG11	1:C:1918:LYS:HA	8	0.23
(1,5406)	1:C:1914:VAL:HG12	1:C:1918:LYS:HA	8	0.23
(1,5406)	1:C:1914:VAL:HG13	1:C:1918:LYS:HA	8	0.23
(1,5360)	1:C:1917:LEU:HD21	1:C:1918:LYS:HE3	11	0.23
(1,5360)	1:C:1917:LEU:HD22	1:C:1918:LYS:HE3	11	0.23

Continued on next page...

Continued from previous page...

Key	Atom-1	Atom-2	Model ID	Violation (Å)
(1,5360)	1:C:1917:LEU:HD23	1:C:1918:LYS:HE3	11	0.23
(1,5360)	1:C:1917:LEU:HD21	1:C:1918:LYS:HE2	11	0.23
(1,5360)	1:C:1917:LEU:HD22	1:C:1918:LYS:HE2	11	0.23
(1,5360)	1:C:1917:LEU:HD23	1:C:1918:LYS:HE2	11	0.23
(1,5191)	1:C:1929:VAL:HG11	1:C:1931:PRO:HD3	6	0.23
(1,5191)	1:C:1929:VAL:HG12	1:C:1931:PRO:HD3	6	0.23
(1,5191)	1:C:1929:VAL:HG13	1:C:1931:PRO:HD3	6	0.23
(1,5169)	1:C:1929:VAL:HG11	2:B:48:LYS:H	16	0.23
(1,5169)	1:C:1929:VAL:HG12	2:B:48:LYS:H	16	0.23
(1,5169)	1:C:1929:VAL:HG13	2:B:48:LYS:H	16	0.23
(1,5115)	1:C:1934:MET:HE1	1:C:1933:ARG:HA	7	0.23
(1,5115)	1:C:1934:MET:HE2	1:C:1933:ARG:HA	7	0.23
(1,5115)	1:C:1934:MET:HE3	1:C:1933:ARG:HA	7	0.23
(1,5101)	1:C:1935:ALA:HB1	2:B:45:PHE:HD1	2	0.23
(1,5101)	1:C:1935:ALA:HB1	2:B:45:PHE:HD2	2	0.23
(1,5101)	1:C:1935:ALA:HB2	2:B:45:PHE:HD1	2	0.23
(1,5101)	1:C:1935:ALA:HB2	2:B:45:PHE:HD2	2	0.23
(1,5101)	1:C:1935:ALA:HB3	2:B:45:PHE:HD1	2	0.23
(1,5101)	1:C:1935:ALA:HB3	2:B:45:PHE:HD2	2	0.23
(1,4994)	1:C:1910:MET:H	2:B:73:GLN:HB3	10	0.23
(1,499)	2:B:79:LEU:HD23	2:A:83:ALA:H	3	0.23
(1,499)	2:B:79:LEU:HD21	2:A:83:ALA:H	3	0.23
(1,499)	2:B:79:LEU:HD22	2:A:83:ALA:H	3	0.23
(1,499)	2:B:79:LEU:HD23	2:A:83:ALA:H	12	0.23
(1,499)	2:B:79:LEU:HD21	2:A:83:ALA:H	12	0.23
(1,499)	2:B:79:LEU:HD22	2:A:83:ALA:H	12	0.23
(1,499)	2:B:79:LEU:HD23	2:A:83:ALA:H	14	0.23
(1,499)	2:B:79:LEU:HD21	2:A:83:ALA:H	14	0.23
(1,499)	2:B:79:LEU:HD22	2:A:83:ALA:H	14	0.23
(1,4879)	1:C:1920:LYS:H	1:C:1926:LEU:HG	3	0.23
(1,4841)	1:C:1926:LEU:H	1:C:1926:LEU:HG	17	0.23
(1,4723)	2:A:82:ILE:HD12	1:C:1900:LEU:HB2	10	0.23
(1,4723)	2:A:82:ILE:HD13	1:C:1900:LEU:HB2	10	0.23
(1,4723)	2:A:82:ILE:HD11	1:C:1900:LEU:HB2	10	0.23
(1,4723)	2:A:82:ILE:HD12	1:C:1900:LEU:HB2	15	0.23
(1,4723)	2:A:82:ILE:HD13	1:C:1900:LEU:HB2	15	0.23
(1,4723)	2:A:82:ILE:HD11	1:C:1900:LEU:HB2	15	0.23
(1,4599)	1:C:1917:LEU:HD21	1:C:1914:VAL:HA	12	0.23
(1,4599)	1:C:1917:LEU:HD22	1:C:1914:VAL:HA	12	0.23
(1,4599)	1:C:1917:LEU:HD23	1:C:1914:VAL:HA	12	0.23
(1,4588)	2:A:57:LYS:HD3	1:C:1905:GLU:HA	9	0.23
(1,4570)	1:C:1920:LYS:HG3	1:C:1917:LEU:HD11	9	0.23

Continued on next page...

Continued from previous page...

Key	Atom-1	Atom-2	Model ID	Violation (Å)
(1,4570)	1:C:1920:LYS:HG3	1:C:1917:LEU:HD12	9	0.23
(1,4570)	1:C:1920:LYS:HG3	1:C:1917:LEU:HD13	9	0.23
(1,4570)	1:C:1920:LYS:HG3	1:C:1917:LEU:HD11	11	0.23
(1,4570)	1:C:1920:LYS:HG3	1:C:1917:LEU:HD12	11	0.23
(1,4570)	1:C:1920:LYS:HG3	1:C:1917:LEU:HD13	11	0.23
(1,4485)	1:C:1926:LEU:HG	1:C:1924:GLY:H	12	0.23
(1,4485)	1:C:1921:LEU:HB3	1:C:1924:GLY:H	12	0.23
(1,4484)	2:B:57:LYS:HD3	1:C:1924:GLY:H	4	0.23
(1,4484)	2:A:83:ALA:HB3	1:C:1909:ALA:H	4	0.23
(1,4484)	2:A:83:ALA:HB2	1:C:1909:ALA:H	4	0.23
(1,4484)	2:A:83:ALA:HB1	1:C:1909:ALA:H	4	0.23
(1,4484)	2:A:87:ASN:HB3	1:C:1909:ALA:H	4	0.23
(1,4484)	1:C:1898:ARG:HG2	1:C:1909:ALA:H	4	0.23
(1,4484)	1:C:1898:ARG:HG3	1:C:1909:ALA:H	4	0.23
(1,4178)	2:A:46:LEU:HD23	1:C:1897:GLN:HG2	15	0.23
(1,4178)	2:A:46:LEU:HD22	1:C:1897:GLN:HG2	15	0.23
(1,4178)	2:A:46:LEU:HD21	1:C:1897:GLN:HG2	15	0.23
(1,4162)	2:A:54:ALA:HB2	1:C:1900:LEU:HB3	10	0.23
(1,4162)	2:A:54:ALA:HB3	1:C:1900:LEU:HB3	10	0.23
(1,4162)	2:A:54:ALA:HB1	1:C:1900:LEU:HB3	10	0.23
(1,4150)	2:B:61:ASN:HA	1:C:1926:LEU:HG	14	0.23
(1,4150)	2:B:61:ASN:HA	1:C:1921:LEU:HB3	14	0.23
(1,4088)	2:B:84:MET:HE3	1:C:1913:GLU:HG3	16	0.23
(1,4088)	2:B:84:MET:HE1	1:C:1913:GLU:HG3	16	0.23
(1,4088)	2:B:84:MET:HE2	1:C:1913:GLU:HG3	16	0.23
(1,4060)	2:B:85:MET:HE1	1:C:1928:PHE:HB3	15	0.23
(1,4060)	2:B:85:MET:HE3	1:C:1928:PHE:HB3	15	0.23
(1,4054)	2:B:85:MET:HE2	1:C:1921:LEU:HD11	10	0.23
(1,4054)	2:B:85:MET:HE2	1:C:1921:LEU:HD12	10	0.23
(1,4054)	2:B:85:MET:HE2	1:C:1921:LEU:HD13	10	0.23
(1,4054)	2:B:85:MET:HE1	1:C:1921:LEU:HD11	10	0.23
(1,4054)	2:B:85:MET:HE1	1:C:1921:LEU:HD12	10	0.23
(1,4054)	2:B:85:MET:HE1	1:C:1921:LEU:HD13	10	0.23
(1,4054)	2:B:85:MET:HE3	1:C:1921:LEU:HD11	10	0.23
(1,4054)	2:B:85:MET:HE3	1:C:1921:LEU:HD12	10	0.23
(1,4054)	2:B:85:MET:HE3	1:C:1921:LEU:HD13	10	0.23
(1,4013)	2:B:46:LEU:HD21	1:C:1928:PHE:HZ	15	0.23
(1,4013)	2:B:46:LEU:HD23	1:C:1928:PHE:HZ	15	0.23
(1,4)	2:B:93:PHE:HA	2:B:93:PHE:HB2	15	0.23
(1,3985)	2:B:62:LEU:HD23	1:C:1917:LEU:HA	14	0.23
(1,3985)	2:B:62:LEU:HD21	1:C:1917:LEU:HA	14	0.23
(1,3985)	2:B:62:LEU:HD22	1:C:1917:LEU:HA	14	0.23

Continued on next page...

Continued from previous page...

Key	Atom-1	Atom-2	Model ID	Violation (Å)
(1,3963)	2:B:77:VAL:HG23	1:C:1920:LYS:HG3	12	0.23
(1,3963)	2:B:77:VAL:HG23	1:C:1922:ARG:HG2	12	0.23
(1,3963)	2:B:77:VAL:HG21	1:C:1922:ARG:HG2	12	0.23
(1,3963)	2:B:77:VAL:HG22	1:C:1920:LYS:HG3	12	0.23
(1,3963)	2:B:77:VAL:HG22	1:C:1922:ARG:HG2	12	0.23
(1,3963)	2:B:77:VAL:HG23	1:C:1920:LYS:HG3	16	0.23
(1,3963)	2:B:77:VAL:HG23	1:C:1922:ARG:HG2	16	0.23
(1,3963)	2:B:77:VAL:HG21	1:C:1922:ARG:HG2	16	0.23
(1,3963)	2:B:77:VAL:HG22	1:C:1920:LYS:HG3	16	0.23
(1,3963)	2:B:77:VAL:HG22	1:C:1922:ARG:HG2	16	0.23
(1,3796)	2:B:27:PHE:H	2:B:27:PHE:HD1	16	0.23
(1,3796)	2:B:27:PHE:H	2:B:27:PHE:HD2	16	0.23
(1,3163)	2:A:86:CYS:H	2:B:9:LEU:HB2	3	0.23
(1,3163)	2:A:86:CYS:H	2:B:9:LEU:HB2	15	0.23
(1,2600)	2:A:29:LEU:H	2:A:27:PHE:HD1	10	0.23
(1,2600)	2:A:29:LEU:H	2:A:27:PHE:HD2	10	0.23
(1,245)	2:B:84:MET:HE2	2:B:85:MET:HG2	4	0.23
(1,245)	2:B:84:MET:HE1	2:B:85:MET:HG2	4	0.23
(1,243)	2:B:84:MET:HE2	2:B:85:MET:HB2	14	0.23
(1,243)	2:B:84:MET:HE1	2:B:85:MET:HB2	14	0.23
(1,235)	2:B:84:MET:HA	2:A:72:PHE:HE1	14	0.23
(1,235)	2:B:84:MET:HA	2:A:72:PHE:HE2	14	0.23
(1,235)	2:B:84:MET:HA	2:A:72:PHE:HE1	17	0.23
(1,235)	2:B:84:MET:HA	2:A:72:PHE:HE2	17	0.23
(1,2056)	2:B:27:PHE:HA	2:B:75:TYR:HD1	4	0.23
(1,2056)	2:B:27:PHE:HA	2:B:75:TYR:HD2	4	0.23
(1,2045)	2:A:28:LYS:HA	2:A:75:TYR:HD1	9	0.23
(1,2045)	2:A:28:LYS:HA	2:A:75:TYR:HD2	9	0.23
(1,2024)	2:A:29:LEU:HD13	2:A:72:PHE:HE1	1	0.23
(1,2024)	2:A:29:LEU:HD13	2:A:72:PHE:HE2	1	0.23
(1,2024)	2:A:29:LEU:HD12	2:A:72:PHE:HE1	1	0.23
(1,2024)	2:A:29:LEU:HD12	2:A:72:PHE:HE2	1	0.23
(1,2024)	2:A:29:LEU:HD11	2:A:72:PHE:HE1	1	0.23
(1,2024)	2:A:29:LEU:HD11	2:A:72:PHE:HE2	1	0.23
(1,2024)	2:A:29:LEU:HD13	2:A:72:PHE:HE1	14	0.23
(1,2024)	2:A:29:LEU:HD13	2:A:72:PHE:HE2	14	0.23
(1,2024)	2:A:29:LEU:HD12	2:A:72:PHE:HE1	14	0.23
(1,2024)	2:A:29:LEU:HD12	2:A:72:PHE:HE2	14	0.23
(1,2024)	2:A:29:LEU:HD11	2:A:72:PHE:HE1	14	0.23
(1,2024)	2:A:29:LEU:HD11	2:A:72:PHE:HE2	14	0.23
(1,1820)	2:B:36:GLU:HB3	2:B:15:THR:HG22	3	0.23
(1,1820)	2:B:36:GLU:HB3	2:B:15:THR:HG23	3	0.23

Continued on next page...

Continued from previous page...

Key	Atom-1	Atom-2	Model ID	Violation (Å)
(1,1820)	2:B:36:GLU:HB3	2:B:15:THR:HG21	3	0.23
(1,1820)	2:B:36:GLU:HB2	2:B:15:THR:HG22	3	0.23
(1,1820)	2:B:36:GLU:HB2	2:B:15:THR:HG21	3	0.23
(1,1820)	2:B:36:GLU:HB3	2:B:15:THR:HG22	9	0.23
(1,1820)	2:B:36:GLU:HB3	2:B:15:THR:HG23	9	0.23
(1,1820)	2:B:36:GLU:HB3	2:B:15:THR:HG21	9	0.23
(1,1820)	2:B:36:GLU:HB2	2:B:15:THR:HG22	9	0.23
(1,1820)	2:B:36:GLU:HB2	2:B:15:THR:HG21	9	0.23
(1,1592)	2:B:35:LYS:HG2	2:B:36:GLU:HG2	3	0.23
(1,1592)	2:B:35:LYS:HG2	2:B:36:GLU:HG2	10	0.23
(1,1592)	2:B:35:LYS:HG2	2:B:36:GLU:HG2	18	0.23
(1,1592)	2:B:35:LYS:HG2	2:B:36:GLU:HG2	20	0.23
(1,1403)	2:A:49:ARG:HA	2:A:54:ALA:HB2	12	0.23
(1,1403)	2:A:49:ARG:HA	2:A:54:ALA:HB3	12	0.23
(1,1403)	2:A:49:ARG:HA	2:A:54:ALA:HB1	12	0.23
(1,1302)	2:B:54:ALA:HB2	2:B:55:PHE:H	6	0.23
(1,1302)	2:B:54:ALA:HB1	2:B:55:PHE:H	6	0.23
(1,1302)	2:B:54:ALA:HB3	2:B:55:PHE:H	6	0.23
(1,1156)	2:A:58:LEU:HD22	1:C:1899:GLU:HG3	14	0.23
(1,1156)	2:A:58:LEU:HD23	1:C:1899:GLU:HG3	14	0.23
(1,1156)	2:A:58:LEU:HD21	1:C:1899:GLU:HG3	14	0.23
(1,1125)	2:A:58:LEU:HD13	2:A:61:ASN:HD22	9	0.23
(1,1125)	2:A:58:LEU:HD11	2:A:61:ASN:HD22	9	0.23
(1,1125)	2:A:58:LEU:HD12	2:A:61:ASN:HD22	9	0.23
(1,1103)	2:B:59:MET:HE3	2:B:67:ASP:H	9	0.23
(1,1103)	2:B:59:MET:HE2	2:B:67:ASP:H	9	0.23
(1,1103)	2:B:59:MET:HE1	2:B:67:ASP:H	9	0.23
(1,1098)	2:B:59:MET:HE1	2:B:62:LEU:H	18	0.23
(1,1098)	2:B:59:MET:HE2	2:B:62:LEU:H	18	0.23
(1,1098)	2:B:59:MET:HE3	2:B:62:LEU:H	18	0.23
(1,1096)	2:B:59:MET:HE1	2:B:75:TYR:HD1	3	0.23
(1,1096)	2:B:59:MET:HE1	2:B:75:TYR:HD2	3	0.23
(1,1096)	2:B:59:MET:HE3	2:B:75:TYR:HD1	3	0.23
(1,1096)	2:B:59:MET:HE3	2:B:75:TYR:HD2	3	0.23
(1,1096)	2:B:59:MET:HE2	2:B:75:TYR:HD1	3	0.23
(1,1096)	2:B:59:MET:HE2	2:B:75:TYR:HD2	3	0.23
(1,1096)	2:B:59:MET:HE1	2:B:75:TYR:HD1	13	0.23
(1,1096)	2:B:59:MET:HE1	2:B:75:TYR:HD2	13	0.23
(1,1096)	2:B:59:MET:HE3	2:B:75:TYR:HD1	13	0.23
(1,1096)	2:B:59:MET:HE3	2:B:75:TYR:HD2	13	0.23
(1,1096)	2:B:59:MET:HE2	2:B:75:TYR:HD1	13	0.23
(1,1096)	2:B:59:MET:HE2	2:B:75:TYR:HD2	13	0.23

Continued on next page...

Continued from previous page...

Key	Atom-1	Atom-2	Model ID	Violation (Å)
(1,1093)	2:B:59:MET:HE3	2:B:30:ASN:HD22	20	0.23
(1,1093)	2:B:59:MET:HE2	2:B:30:ASN:HD22	20	0.23
(1,1091)	2:B:59:MET:HE3	2:B:69:GLU:H	7	0.23
(1,1091)	2:B:59:MET:HE2	2:B:69:GLU:H	7	0.23
(1,1091)	2:B:59:MET:HE1	2:B:69:GLU:H	7	0.23
(1,1085)	2:B:59:MET:HE2	2:B:31:LYS:HA	6	0.23
(1,1085)	2:B:59:MET:HE1	2:B:31:LYS:HA	6	0.23
(1,1085)	2:B:59:MET:HE3	2:B:31:LYS:HA	6	0.23
(1,1053)	2:A:59:MET:HE1	2:A:75:TYR:HD1	16	0.23
(1,1053)	2:A:59:MET:HE1	2:A:75:TYR:HD2	16	0.23
(1,1053)	2:A:59:MET:HE3	2:A:75:TYR:HD1	16	0.23
(1,1053)	2:A:59:MET:HE3	2:A:75:TYR:HD2	16	0.23
(1,1053)	2:A:59:MET:HE2	2:A:75:TYR:HD1	16	0.23
(1,1053)	2:A:59:MET:HE2	2:A:75:TYR:HD2	16	0.23
(2,49)	1:C:1935:ALA:HB1	1:C:1932:ARG:HA	16	0.22
(2,49)	1:C:1935:ALA:HB2	1:C:1932:ARG:HA	16	0.22
(2,49)	1:C:1935:ALA:HB3	1:C:1932:ARG:HA	16	0.22
(2,45)	1:C:1918:LYS:H	1:C:1916:SER:HB2	6	0.22
(1,85)	2:B:87:ASN:HA	2:A:72:PHE:HZ	13	0.22
(1,753)	2:B:70:VAL:HG21	2:B:74:GLU:H	4	0.22
(1,753)	2:B:70:VAL:HG22	2:B:74:GLU:H	4	0.22
(1,707)	2:B:71:ASP:HA	2:B:28:LYS:HD2	5	0.22
(1,6858)	2:B:2:ALA:H	2:B:7:LYS:HB2	5	0.22
(1,6858)	2:B:2:ALA:H	2:A:7:LYS:HB2	5	0.22
(1,6824)	2:A:73:GLN:H	2:A:75:TYR:HD1	2	0.22
(1,6824)	2:A:73:GLN:H	2:A:75:TYR:HD2	2	0.22
(1,6824)	2:A:73:GLN:H	2:A:72:PHE:HZ	2	0.22
(1,6824)	2:A:73:GLN:H	2:A:75:TYR:HD1	7	0.22
(1,6824)	2:A:73:GLN:H	2:A:75:TYR:HD2	7	0.22
(1,6824)	2:A:73:GLN:H	2:A:72:PHE:HZ	7	0.22
(1,6457)	2:A:12:MET:HE1	2:A:8:ALA:HA	18	0.22
(1,6457)	2:A:12:MET:HE1	2:B:8:ALA:HA	18	0.22
(1,6457)	2:A:12:MET:HE2	2:A:8:ALA:HA	18	0.22
(1,6457)	2:A:12:MET:HE3	2:A:8:ALA:HA	18	0.22
(1,6457)	2:A:12:MET:HE1	2:B:9:LEU:HA	18	0.22
(1,6457)	2:A:12:MET:HE2	2:B:8:ALA:HA	18	0.22
(1,6457)	2:A:12:MET:HE3	2:B:8:ALA:HA	18	0.22
(1,6437)	2:B:12:MET:HE2	2:A:79:LEU:HB3	10	0.22
(1,6437)	2:B:12:MET:HE1	2:A:79:LEU:HB3	10	0.22
(1,6437)	2:B:12:MET:HE3	2:A:79:LEU:HB3	10	0.22
(1,6437)	2:B:12:MET:HE1	2:A:5:LEU:HD13	10	0.22
(1,6437)	2:B:12:MET:HE1	2:A:5:LEU:HD11	10	0.22

Continued on next page...

Continued from previous page...

Key	Atom-1	Atom-2	Model ID	Violation (Å)
(1,6437)	2:B:12:MET:HE1	2:A:5:LEU:HD12	10	0.22
(1,6415)	2:A:13:VAL:HG13	2:A:72:PHE:HA	16	0.22
(1,6415)	2:A:13:VAL:HG11	2:A:72:PHE:HA	16	0.22
(1,6415)	2:A:13:VAL:HG12	2:A:72:PHE:HA	16	0.22
(1,6415)	2:A:13:VAL:HG12	2:B:89:PHE:HB2	16	0.22
(1,6415)	2:A:13:VAL:HG13	2:B:89:PHE:HB2	16	0.22
(1,6333)	2:A:23:GLU:HG2	2:A:22:LYS:H	7	0.22
(1,6333)	2:B:23:GLU:HG2	2:B:22:LYS:H	7	0.22
(1,6288)	2:A:26:LYS:HB3	2:A:26:LYS:HE2	4	0.22
(1,6288)	2:B:26:LYS:HB3	2:B:26:LYS:HE2	4	0.22
(1,6288)	2:A:26:LYS:HB3	2:A:26:LYS:HE3	4	0.22
(1,6288)	2:B:26:LYS:HB3	2:B:26:LYS:HE3	4	0.22
(1,628)	2:B:76:CYS:HA	2:B:12:MET:HA	7	0.22
(1,628)	2:B:76:CYS:HA	2:B:12:MET:HA	10	0.22
(1,6101)	2:B:38:LEU:HD22	2:B:35:LYS:H	17	0.22
(1,6101)	2:B:38:LEU:HD23	2:B:35:LYS:H	17	0.22
(1,6101)	2:B:38:LEU:HD21	2:B:35:LYS:H	17	0.22
(1,6101)	2:B:38:LEU:HD22	1:C:1930:VAL:H	17	0.22
(1,6101)	2:B:38:LEU:HD23	1:C:1930:VAL:H	17	0.22
(1,6052)	2:B:42:LEU:HD11	2:B:45:PHE:HZ	14	0.22
(1,6052)	2:B:42:LEU:HD13	2:B:45:PHE:HZ	14	0.22
(1,6052)	2:B:42:LEU:HD12	2:B:45:PHE:HZ	14	0.22
(1,6052)	2:B:42:LEU:HD12	1:C:1928:PHE:HZ	14	0.22
(1,6033)	2:A:42:LEU:HD12	2:A:37:LEU:HA	19	0.22
(1,6033)	2:A:42:LEU:HD11	2:A:41:GLU:HG2	19	0.22
(1,6033)	2:A:42:LEU:HD13	2:A:41:GLU:HG2	19	0.22
(1,6033)	2:A:42:LEU:HD12	2:A:41:GLU:HG2	19	0.22
(1,5887)	2:A:64:SER:HB2	1:C:1911:ASN:HD21	2	0.22
(1,5887)	2:A:64:SER:HB2	2:A:65:ASN:HD21	2	0.22
(1,5836)	2:B:77:VAL:HG12	2:B:79:LEU:HA	6	0.22
(1,5836)	2:B:77:VAL:HG11	2:B:79:LEU:HA	6	0.22
(1,5836)	2:B:77:VAL:HG13	2:B:79:LEU:HA	6	0.22
(1,5836)	2:B:77:VAL:HG13	2:A:76:CYS:HG	6	0.22
(1,5836)	2:B:77:VAL:HG12	2:B:79:LEU:HA	7	0.22
(1,5836)	2:B:77:VAL:HG11	2:B:79:LEU:HA	7	0.22
(1,5836)	2:B:77:VAL:HG13	2:B:79:LEU:HA	7	0.22
(1,5836)	2:B:77:VAL:HG13	2:A:76:CYS:HG	7	0.22
(1,5836)	2:B:77:VAL:HG12	2:B:79:LEU:HA	20	0.22
(1,5836)	2:B:77:VAL:HG11	2:B:79:LEU:HA	20	0.22
(1,5836)	2:B:77:VAL:HG13	2:B:79:LEU:HA	20	0.22
(1,5836)	2:B:77:VAL:HG13	2:A:76:CYS:HG	20	0.22
(1,5758)	2:B:84:MET:HE1	2:A:73:GLN:H	18	0.22

Continued on next page...

Continued from previous page...

Key	Atom-1	Atom-2	Model ID	Violation (Å)
(1,5758)	2:B:84:MET:HE3	2:A:73:GLN:H	18	0.22
(1,5758)	2:B:84:MET:HE2	2:A:73:GLN:H	18	0.22
(1,5758)	2:B:84:MET:HE1	2:A:80:SER:H	18	0.22
(1,5758)	2:B:84:MET:HE3	2:A:80:SER:H	18	0.22
(1,5747)	2:B:85:MET:HE1	2:B:61:ASN:HD21	12	0.22
(1,5747)	2:B:85:MET:HE3	2:B:45:PHE:HE1	12	0.22
(1,5747)	2:B:85:MET:HE3	2:B:45:PHE:HE2	12	0.22
(1,5747)	2:B:85:MET:HE2	2:B:61:ASN:HD21	12	0.22
(1,5747)	2:B:85:MET:HE2	2:B:45:PHE:HE1	12	0.22
(1,5747)	2:B:85:MET:HE2	2:B:45:PHE:HE2	12	0.22
(1,5652)	1:C:1900:LEU:HD21	2:A:59:MET:H	9	0.22
(1,5652)	1:C:1900:LEU:HD22	2:A:59:MET:H	9	0.22
(1,5652)	1:C:1900:LEU:HD23	2:A:59:MET:H	9	0.22
(1,5621)	1:C:1903:ALA:HB1	1:C:1899:GLU:HG3	11	0.22
(1,5621)	1:C:1903:ALA:HB2	1:C:1899:GLU:HG3	11	0.22
(1,5621)	1:C:1903:ALA:HB3	1:C:1899:GLU:HG3	11	0.22
(1,5462)	1:C:1911:ASN:HB3	1:C:1914:VAL:HG21	8	0.22
(1,5462)	1:C:1911:ASN:HB3	1:C:1914:VAL:HG22	8	0.22
(1,5462)	1:C:1911:ASN:HB3	1:C:1914:VAL:HG23	8	0.22
(1,5406)	1:C:1914:VAL:HG11	1:C:1918:LYS:HA	1	0.22
(1,5406)	1:C:1914:VAL:HG12	1:C:1918:LYS:HA	1	0.22
(1,5406)	1:C:1914:VAL:HG13	1:C:1918:LYS:HA	1	0.22
(1,5406)	1:C:1914:VAL:HG11	1:C:1918:LYS:HA	2	0.22
(1,5406)	1:C:1914:VAL:HG12	1:C:1918:LYS:HA	2	0.22
(1,5406)	1:C:1914:VAL:HG13	1:C:1918:LYS:HA	2	0.22
(1,5406)	1:C:1914:VAL:HG11	1:C:1918:LYS:HA	3	0.22
(1,5406)	1:C:1914:VAL:HG12	1:C:1918:LYS:HA	3	0.22
(1,5406)	1:C:1914:VAL:HG13	1:C:1918:LYS:HA	3	0.22
(1,5406)	1:C:1914:VAL:HG11	1:C:1918:LYS:HA	16	0.22
(1,5406)	1:C:1914:VAL:HG12	1:C:1918:LYS:HA	16	0.22
(1,5406)	1:C:1914:VAL:HG13	1:C:1918:LYS:HA	16	0.22
(1,5406)	1:C:1914:VAL:HG11	1:C:1918:LYS:HA	18	0.22
(1,5406)	1:C:1914:VAL:HG12	1:C:1918:LYS:HA	18	0.22
(1,5406)	1:C:1914:VAL:HG13	1:C:1918:LYS:HA	18	0.22
(1,5360)	1:C:1917:LEU:HD21	1:C:1918:LYS:HE3	16	0.22
(1,5360)	1:C:1917:LEU:HD22	1:C:1918:LYS:HE3	16	0.22
(1,5360)	1:C:1917:LEU:HD23	1:C:1918:LYS:HE3	16	0.22
(1,5360)	1:C:1917:LEU:HD21	1:C:1918:LYS:HE2	16	0.22
(1,5360)	1:C:1917:LEU:HD22	1:C:1918:LYS:HE2	16	0.22
(1,5360)	1:C:1917:LEU:HD23	1:C:1918:LYS:HE2	16	0.22
(1,5021)	1:C:1907:ALA:H	2:A:61:ASN:HA	4	0.22
(1,4994)	1:C:1910:MET:H	2:B:73:GLN:HB3	4	0.22

Continued on next page...

Continued from previous page...

Key	Atom-1	Atom-2	Model ID	Violation (Å)
(1,499)	2:B:79:LEU:HD23	2:A:83:ALA:H	1	0.22
(1,499)	2:B:79:LEU:HD21	2:A:83:ALA:H	1	0.22
(1,499)	2:B:79:LEU:HD22	2:A:83:ALA:H	1	0.22
(1,499)	2:B:79:LEU:HD23	2:A:83:ALA:H	9	0.22
(1,499)	2:B:79:LEU:HD21	2:A:83:ALA:H	9	0.22
(1,499)	2:B:79:LEU:HD22	2:A:83:ALA:H	9	0.22
(1,4982)	1:C:1911:ASN:HD22	1:C:1915:SER:HA	11	0.22
(1,4982)	1:C:1911:ASN:HD22	2:B:84:MET:HA	11	0.22
(1,4962)	1:C:1912:ARG:H	1:C:1912:ARG:HB2	11	0.22
(1,4723)	2:A:82:ILE:HD12	1:C:1900:LEU:HB2	1	0.22
(1,4723)	2:A:82:ILE:HD13	1:C:1900:LEU:HB2	1	0.22
(1,4723)	2:A:82:ILE:HD11	1:C:1900:LEU:HB2	1	0.22
(1,4723)	2:A:82:ILE:HD12	1:C:1900:LEU:HB2	18	0.22
(1,4723)	2:A:82:ILE:HD13	1:C:1900:LEU:HB2	18	0.22
(1,4723)	2:A:82:ILE:HD11	1:C:1900:LEU:HB2	18	0.22
(1,4707)	1:C:1919:ASN:HD22	1:C:1916:SER:HA	7	0.22
(1,4570)	1:C:1920:LYS:HG3	1:C:1917:LEU:HD11	15	0.22
(1,4570)	1:C:1920:LYS:HG3	1:C:1917:LEU:HD12	15	0.22
(1,4570)	1:C:1920:LYS:HG3	1:C:1917:LEU:HD13	15	0.22
(1,4484)	2:B:57:LYS:HD3	1:C:1924:GLY:H	3	0.22
(1,4484)	2:A:83:ALA:HB3	1:C:1909:ALA:H	3	0.22
(1,4484)	2:A:83:ALA:HB2	1:C:1909:ALA:H	3	0.22
(1,4484)	2:A:83:ALA:HB1	1:C:1909:ALA:H	3	0.22
(1,4484)	2:A:87:ASN:HB3	1:C:1909:ALA:H	3	0.22
(1,4484)	1:C:1898:ARG:HG2	1:C:1909:ALA:H	3	0.22
(1,4484)	1:C:1898:ARG:HG3	1:C:1909:ALA:H	3	0.22
(1,4484)	2:B:57:LYS:HD3	1:C:1924:GLY:H	6	0.22
(1,4484)	2:A:83:ALA:HB3	1:C:1909:ALA:H	6	0.22
(1,4484)	2:A:83:ALA:HB2	1:C:1909:ALA:H	6	0.22
(1,4484)	2:A:83:ALA:HB1	1:C:1909:ALA:H	6	0.22
(1,4484)	2:A:87:ASN:HB3	1:C:1909:ALA:H	6	0.22
(1,4484)	1:C:1898:ARG:HG2	1:C:1909:ALA:H	6	0.22
(1,4484)	1:C:1898:ARG:HG3	1:C:1909:ALA:H	6	0.22
(1,4484)	2:B:57:LYS:HD3	1:C:1924:GLY:H	8	0.22
(1,4484)	2:A:83:ALA:HB3	1:C:1909:ALA:H	8	0.22
(1,4484)	2:A:83:ALA:HB2	1:C:1909:ALA:H	8	0.22
(1,4484)	2:A:83:ALA:HB1	1:C:1909:ALA:H	8	0.22
(1,4484)	2:A:87:ASN:HB3	1:C:1909:ALA:H	8	0.22
(1,4484)	1:C:1898:ARG:HG2	1:C:1909:ALA:H	8	0.22
(1,4484)	1:C:1898:ARG:HG3	1:C:1909:ALA:H	8	0.22
(1,4484)	2:B:57:LYS:HD3	1:C:1924:GLY:H	15	0.22
(1,4484)	2:A:83:ALA:HB3	1:C:1909:ALA:H	15	0.22

Continued on next page...

Continued from previous page...

Key	Atom-1	Atom-2	Model ID	Violation (Å)
(1,4484)	2:A:83:ALA:HB2	1:C:1909:ALA:H	15	0.22
(1,4484)	2:A:83:ALA:HB1	1:C:1909:ALA:H	15	0.22
(1,4484)	2:A:87:ASN:HB3	1:C:1909:ALA:H	15	0.22
(1,4484)	1:C:1898:ARG:HG2	1:C:1909:ALA:H	15	0.22
(1,4484)	1:C:1898:ARG:HG3	1:C:1909:ALA:H	15	0.22
(1,4162)	2:A:54:ALA:HB2	1:C:1900:LEU:HB3	11	0.22
(1,4162)	2:A:54:ALA:HB3	1:C:1900:LEU:HB3	11	0.22
(1,4162)	2:A:54:ALA:HB1	1:C:1900:LEU:HB3	11	0.22
(1,4150)	2:B:61:ASN:HA	1:C:1926:LEU:HG	13	0.22
(1,4150)	2:B:61:ASN:HA	1:C:1921:LEU:HB3	13	0.22
(1,4149)	2:B:61:ASN:HA	1:C:1921:LEU:HD11	7	0.22
(1,4149)	2:B:61:ASN:HA	1:C:1921:LEU:HD12	7	0.22
(1,4149)	2:B:61:ASN:HA	1:C:1921:LEU:HD13	7	0.22
(1,4088)	2:B:84:MET:HE3	1:C:1913:GLU:HG3	7	0.22
(1,4088)	2:B:84:MET:HE1	1:C:1913:GLU:HG3	7	0.22
(1,4088)	2:B:84:MET:HE2	1:C:1913:GLU:HG3	7	0.22
(1,4088)	2:B:84:MET:HE3	1:C:1913:GLU:HG3	15	0.22
(1,4088)	2:B:84:MET:HE1	1:C:1913:GLU:HG3	15	0.22
(1,4088)	2:B:84:MET:HE2	1:C:1913:GLU:HG3	15	0.22
(1,4086)	2:B:84:MET:HE2	1:C:1918:LYS:HD3	20	0.22
(1,4086)	2:B:84:MET:HE1	1:C:1918:LYS:HD3	20	0.22
(1,4086)	2:B:84:MET:HE3	1:C:1918:LYS:HD3	20	0.22
(1,4062)	2:B:85:MET:HE3	1:C:1922:ARG:HD2	1	0.22
(1,4062)	2:B:85:MET:HE3	1:C:1922:ARG:HD3	1	0.22
(1,4062)	2:B:85:MET:HE1	1:C:1922:ARG:HD2	1	0.22
(1,4062)	2:B:85:MET:HE1	1:C:1922:ARG:HD3	1	0.22
(1,4056)	2:B:85:MET:HE2	1:C:1922:ARG:HG2	7	0.22
(1,4056)	2:B:85:MET:HE1	1:C:1922:ARG:HG2	7	0.22
(1,4055)	2:B:85:MET:HE2	1:C:1918:LYS:HG2	8	0.22
(1,3963)	2:B:77:VAL:HG23	1:C:1920:LYS:HG3	6	0.22
(1,3963)	2:B:77:VAL:HG23	1:C:1922:ARG:HG2	6	0.22
(1,3963)	2:B:77:VAL:HG21	1:C:1922:ARG:HG2	6	0.22
(1,3963)	2:B:77:VAL:HG22	1:C:1920:LYS:HG3	6	0.22
(1,3963)	2:B:77:VAL:HG22	1:C:1922:ARG:HG2	6	0.22
(1,3963)	2:B:77:VAL:HG23	1:C:1920:LYS:HG3	11	0.22
(1,3963)	2:B:77:VAL:HG23	1:C:1922:ARG:HG2	11	0.22
(1,3963)	2:B:77:VAL:HG21	1:C:1922:ARG:HG2	11	0.22
(1,3963)	2:B:77:VAL:HG22	1:C:1920:LYS:HG3	11	0.22
(1,3963)	2:B:77:VAL:HG22	1:C:1922:ARG:HG2	11	0.22
(1,3787)	2:A:28:LYS:H	2:A:28:LYS:HE2	7	0.22
(1,3787)	2:A:28:LYS:H	2:A:28:LYS:HE3	7	0.22
(1,3745)	2:B:93:PHE:H	2:B:94:PRO:HA	5	0.22

Continued on next page...

Continued from previous page...

Key	Atom-1	Atom-2	Model ID	Violation (Å)
(1,3163)	2:A:86:CYS:H	2:B:9:LEU:HB2	6	0.22
(1,3163)	2:A:86:CYS:H	2:B:9:LEU:HB2	7	0.22
(1,2993)	2:A:62:LEU:H	2:A:60:SER:HB3	2	0.22
(1,2993)	2:A:62:LEU:H	2:A:60:SER:HB3	3	0.22
(1,2993)	2:A:62:LEU:H	2:A:60:SER:HB3	16	0.22
(1,2904)	2:A:51:ASP:H	2:A:46:LEU:HB3	3	0.22
(1,2904)	2:A:51:ASP:H	2:A:46:LEU:HB3	6	0.22
(1,2904)	2:A:51:ASP:H	2:A:46:LEU:HB3	16	0.22
(1,2610)	2:A:2:ALA:H	2:B:2:ALA:HB3	10	0.22
(1,2610)	2:A:2:ALA:H	2:B:2:ALA:HB2	10	0.22
(1,2610)	2:A:2:ALA:H	2:B:2:ALA:HB1	10	0.22
(1,2600)	2:A:29:LEU:H	2:A:27:PHE:HD1	3	0.22
(1,2600)	2:A:29:LEU:H	2:A:27:PHE:HD2	3	0.22
(1,252)	2:B:84:MET:HE1	2:A:72:PHE:HD1	7	0.22
(1,252)	2:B:84:MET:HE1	2:A:72:PHE:HD2	7	0.22
(1,252)	2:B:84:MET:HE2	2:A:72:PHE:HD1	7	0.22
(1,252)	2:B:84:MET:HE2	2:A:72:PHE:HD2	7	0.22
(1,246)	2:B:84:MET:HE2	1:C:1918:LYS:HE2	5	0.22
(1,246)	2:B:84:MET:HE2	1:C:1918:LYS:HE3	5	0.22
(1,243)	2:B:84:MET:HE2	2:B:85:MET:HB2	8	0.22
(1,243)	2:B:84:MET:HE1	2:B:85:MET:HB2	8	0.22
(1,235)	2:B:84:MET:HA	2:A:72:PHE:HE1	11	0.22
(1,235)	2:B:84:MET:HA	2:A:72:PHE:HE2	11	0.22
(1,235)	2:B:84:MET:HA	2:A:72:PHE:HE1	16	0.22
(1,235)	2:B:84:MET:HA	2:A:72:PHE:HE2	16	0.22
(1,2045)	2:A:28:LYS:HA	2:A:75:TYR:HD1	7	0.22
(1,2045)	2:A:28:LYS:HA	2:A:75:TYR:HD2	7	0.22
(1,2024)	2:A:29:LEU:HD13	2:A:72:PHE:HE1	9	0.22
(1,2024)	2:A:29:LEU:HD13	2:A:72:PHE:HE2	9	0.22
(1,2024)	2:A:29:LEU:HD12	2:A:72:PHE:HE1	9	0.22
(1,2024)	2:A:29:LEU:HD12	2:A:72:PHE:HE2	9	0.22
(1,2024)	2:A:29:LEU:HD11	2:A:72:PHE:HE1	9	0.22
(1,2024)	2:A:29:LEU:HD11	2:A:72:PHE:HE2	9	0.22
(1,1592)	2:B:35:LYS:HG2	2:B:36:GLU:HG2	2	0.22
(1,126)	2:A:85:MET:HE2	1:C:1898:ARG:H	19	0.22
(1,126)	2:A:85:MET:HE1	1:C:1898:ARG:H	19	0.22
(1,1103)	2:B:59:MET:HE3	2:B:67:ASP:H	17	0.22
(1,1103)	2:B:59:MET:HE2	2:B:67:ASP:H	17	0.22
(1,1103)	2:B:59:MET:HE1	2:B:67:ASP:H	17	0.22
(1,1098)	2:B:59:MET:HE1	2:B:62:LEU:H	16	0.22
(1,1098)	2:B:59:MET:HE2	2:B:62:LEU:H	16	0.22
(1,1098)	2:B:59:MET:HE3	2:B:62:LEU:H	16	0.22

Continued on next page...

Continued from previous page...

Key	Atom-1	Atom-2	Model ID	Violation (Å)
(1,1093)	2:B:59:MET:HE3	2:B:30:ASN:HD22	9	0.22
(1,1093)	2:B:59:MET:HE2	2:B:30:ASN:HD22	9	0.22
(1,1085)	2:B:59:MET:HE2	2:B:31:LYS:HA	7	0.22
(1,1085)	2:B:59:MET:HE1	2:B:31:LYS:HA	7	0.22
(1,1085)	2:B:59:MET:HE3	2:B:31:LYS:HA	7	0.22
(1,1053)	2:A:59:MET:HE1	2:A:75:TYR:HD1	14	0.22
(1,1053)	2:A:59:MET:HE1	2:A:75:TYR:HD2	14	0.22
(1,1053)	2:A:59:MET:HE3	2:A:75:TYR:HD1	14	0.22
(1,1053)	2:A:59:MET:HE3	2:A:75:TYR:HD2	14	0.22
(1,1053)	2:A:59:MET:HE2	2:A:75:TYR:HD1	14	0.22
(1,1053)	2:A:59:MET:HE2	2:A:75:TYR:HD2	14	0.22
(1,1053)	2:A:59:MET:HE1	2:A:75:TYR:HD1	19	0.22
(1,1053)	2:A:59:MET:HE1	2:A:75:TYR:HD2	19	0.22
(1,1053)	2:A:59:MET:HE3	2:A:75:TYR:HD1	19	0.22
(1,1053)	2:A:59:MET:HE3	2:A:75:TYR:HD2	19	0.22
(1,1053)	2:A:59:MET:HE2	2:A:75:TYR:HD1	19	0.22
(1,1053)	2:A:59:MET:HE2	2:A:75:TYR:HD2	19	0.22
(2,49)	1:C:1935:ALA:HB1	1:C:1932:ARG:HA	12	0.21
(2,49)	1:C:1935:ALA:HB2	1:C:1932:ARG:HA	12	0.21
(2,49)	1:C:1935:ALA:HB3	1:C:1932:ARG:HA	12	0.21
(2,46)	1:C:1916:SER:H	1:C:1912:ARG:HB2	14	0.21
(2,45)	1:C:1918:LYS:H	1:C:1916:SER:HB2	17	0.21
(2,18)	2:A:28:LYS:HD3	2:A:20:SER:HB2	6	0.21
(2,15)	2:A:35:LYS:HE3	2:A:50:THR:HB	15	0.21
(1,79)	2:B:87:ASN:HA	2:B:90:PHE:HB3	5	0.21
(1,703)	2:B:71:ASP:HA	2:B:75:TYR:HD1	17	0.21
(1,703)	2:B:71:ASP:HA	2:B:75:TYR:HD2	17	0.21
(1,6965)	2:B:26:LYS:H	2:B:26:LYS:HG3	2	0.21
(1,6965)	2:A:26:LYS:H	2:A:26:LYS:HG3	2	0.21
(1,6947)	2:B:80:SER:H	1:C:1914:VAL:HG11	7	0.21
(1,6947)	2:B:80:SER:H	1:C:1914:VAL:HG12	7	0.21
(1,6947)	2:B:80:SER:H	1:C:1914:VAL:HG13	7	0.21
(1,6947)	2:B:80:SER:H	1:C:1917:LEU:HD11	7	0.21
(1,6947)	2:B:80:SER:H	1:C:1917:LEU:HD12	7	0.21
(1,6947)	2:B:80:SER:H	1:C:1917:LEU:HD13	7	0.21
(1,6858)	2:B:2:ALA:H	2:B:7:LYS:HB2	15	0.21
(1,6858)	2:B:2:ALA:H	2:A:7:LYS:HB2	15	0.21
(1,6858)	2:B:2:ALA:H	2:B:7:LYS:HB2	20	0.21
(1,6858)	2:B:2:ALA:H	2:A:7:LYS:HB2	20	0.21
(1,6675)	2:A:26:LYS:H	2:A:26:LYS:HG2	13	0.21
(1,6675)	2:B:26:LYS:H	2:B:26:LYS:HG2	13	0.21
(1,6457)	2:A:12:MET:HE1	2:A:8:ALA:HA	12	0.21

Continued on next page...

Continued from previous page...

Key	Atom-1	Atom-2	Model ID	Violation (Å)
(1,6457)	2:A:12:MET:HE1	2:B:8:ALA:HA	12	0.21
(1,6457)	2:A:12:MET:HE2	2:A:8:ALA:HA	12	0.21
(1,6457)	2:A:12:MET:HE3	2:A:8:ALA:HA	12	0.21
(1,6457)	2:A:12:MET:HE1	2:B:9:LEU:HA	12	0.21
(1,6457)	2:A:12:MET:HE2	2:B:8:ALA:HA	12	0.21
(1,6457)	2:A:12:MET:HE3	2:B:8:ALA:HA	12	0.21
(1,6443)	2:B:12:MET:HE2	2:A:82:ILE:H	19	0.21
(1,6443)	2:B:12:MET:HE1	2:A:9:LEU:H	19	0.21
(1,6443)	2:B:12:MET:HE3	2:A:9:LEU:H	19	0.21
(1,6443)	2:B:12:MET:HE2	2:A:9:LEU:H	19	0.21
(1,6441)	2:B:12:MET:HE3	2:B:78:PHE:HD1	2	0.21
(1,6441)	2:B:12:MET:HE3	2:B:78:PHE:HD2	2	0.21
(1,6441)	2:B:12:MET:HE3	2:B:72:PHE:HE1	2	0.21
(1,6441)	2:B:12:MET:HE3	2:B:72:PHE:HE2	2	0.21
(1,6441)	2:B:12:MET:HE1	2:B:78:PHE:HD1	2	0.21
(1,6441)	2:B:12:MET:HE1	2:B:78:PHE:HD2	2	0.21
(1,6441)	2:B:12:MET:HE2	2:B:78:PHE:HD1	2	0.21
(1,6441)	2:B:12:MET:HE2	2:B:78:PHE:HD2	2	0.21
(1,6441)	2:B:12:MET:HE3	2:B:78:PHE:HD1	7	0.21
(1,6441)	2:B:12:MET:HE3	2:B:78:PHE:HD2	7	0.21
(1,6441)	2:B:12:MET:HE3	2:B:72:PHE:HE1	7	0.21
(1,6441)	2:B:12:MET:HE3	2:B:72:PHE:HE2	7	0.21
(1,6441)	2:B:12:MET:HE1	2:B:78:PHE:HD1	7	0.21
(1,6441)	2:B:12:MET:HE1	2:B:78:PHE:HD2	7	0.21
(1,6441)	2:B:12:MET:HE2	2:B:78:PHE:HD1	7	0.21
(1,6441)	2:B:12:MET:HE2	2:B:78:PHE:HD2	7	0.21
(1,6434)	2:B:12:MET:HE1	2:A:9:LEU:HD21	13	0.21
(1,6434)	2:B:12:MET:HE1	2:A:9:LEU:HD22	13	0.21
(1,6434)	2:B:12:MET:HE1	2:A:9:LEU:HD23	13	0.21
(1,6434)	2:B:12:MET:HE3	2:A:9:LEU:HD21	13	0.21
(1,6434)	2:B:12:MET:HE3	2:A:9:LEU:HD22	13	0.21
(1,6434)	2:B:12:MET:HE3	2:A:9:LEU:HD23	13	0.21
(1,6434)	2:B:12:MET:HE2	2:A:9:LEU:HD21	13	0.21
(1,6434)	2:B:12:MET:HE2	2:A:9:LEU:HD22	13	0.21
(1,6434)	2:B:12:MET:HE2	2:A:9:LEU:HD23	13	0.21
(1,6434)	2:B:12:MET:HE1	2:B:42:LEU:HD22	13	0.21
(1,6434)	2:B:12:MET:HE1	2:B:42:LEU:HD23	13	0.21
(1,6434)	2:B:12:MET:HE1	2:B:42:LEU:HD21	13	0.21
(1,6354)	2:A:22:LYS:HD2	2:A:19:TYR:HD1	10	0.21
(1,6354)	2:A:22:LYS:HD2	2:A:19:TYR:HD2	10	0.21
(1,6354)	2:B:22:LYS:HD2	2:B:19:TYR:HD1	10	0.21
(1,6354)	2:B:22:LYS:HD2	2:B:19:TYR:HD2	10	0.21

Continued on next page...

Continued from previous page...

Key	Atom-1	Atom-2	Model ID	Violation (Å)
(1,6270)	2:A:27:PHE:HA	2:A:75:TYR:HD1	19	0.21
(1,6270)	2:A:27:PHE:HA	2:A:75:TYR:HD2	19	0.21
(1,6270)	2:B:27:PHE:HA	2:B:75:TYR:HD1	19	0.21
(1,6270)	2:B:27:PHE:HA	2:B:75:TYR:HD2	19	0.21
(1,6176)	2:A:34:LEU:HD12	2:A:33:GLU:HB2	4	0.21
(1,6176)	2:A:34:LEU:HD12	2:A:36:GLU:HB2	4	0.21
(1,6176)	2:A:34:LEU:HD11	2:A:36:GLU:HB2	4	0.21
(1,6176)	2:A:34:LEU:HD13	2:A:36:GLU:HB2	4	0.21
(1,6176)	2:A:34:LEU:HD12	2:A:36:GLU:HB3	4	0.21
(1,6176)	2:A:34:LEU:HD11	2:A:36:GLU:HB3	4	0.21
(1,6176)	2:A:34:LEU:HD13	2:A:36:GLU:HB3	4	0.21
(1,6101)	2:B:38:LEU:HD22	2:B:35:LYS:H	6	0.21
(1,6101)	2:B:38:LEU:HD23	2:B:35:LYS:H	6	0.21
(1,6101)	2:B:38:LEU:HD21	2:B:35:LYS:H	6	0.21
(1,6101)	2:B:38:LEU:HD22	1:C:1930:VAL:H	6	0.21
(1,6101)	2:B:38:LEU:HD23	1:C:1930:VAL:H	6	0.21
(1,6101)	2:B:38:LEU:HD22	2:B:35:LYS:H	8	0.21
(1,6101)	2:B:38:LEU:HD23	2:B:35:LYS:H	8	0.21
(1,6101)	2:B:38:LEU:HD21	2:B:35:LYS:H	8	0.21
(1,6101)	2:B:38:LEU:HD22	1:C:1930:VAL:H	8	0.21
(1,6101)	2:B:38:LEU:HD23	1:C:1930:VAL:H	8	0.21
(1,6101)	2:B:38:LEU:HD22	2:B:35:LYS:H	16	0.21
(1,6101)	2:B:38:LEU:HD23	2:B:35:LYS:H	16	0.21
(1,6101)	2:B:38:LEU:HD21	2:B:35:LYS:H	16	0.21
(1,6101)	2:B:38:LEU:HD22	1:C:1930:VAL:H	16	0.21
(1,6101)	2:B:38:LEU:HD23	1:C:1930:VAL:H	16	0.21
(1,6041)	2:A:42:LEU:HD12	2:A:39:THR:H	19	0.21
(1,6041)	2:A:42:LEU:HD11	2:A:39:THR:H	19	0.21
(1,6041)	2:A:42:LEU:HD13	2:A:39:THR:H	19	0.21
(1,6041)	2:A:42:LEU:HD12	2:A:45:PHE:H	19	0.21
(1,6041)	2:A:42:LEU:HD11	2:A:45:PHE:H	19	0.21
(1,5752)	2:A:84:MET:HE2	2:A:86:CYS:H	5	0.21
(1,5752)	2:A:84:MET:HE1	2:A:86:CYS:H	5	0.21
(1,5752)	2:A:84:MET:HE3	2:A:77:VAL:H	5	0.21
(1,5752)	2:A:84:MET:HE1	2:A:77:VAL:H	5	0.21
(1,5652)	1:C:1900:LEU:HD21	2:A:59:MET:H	11	0.21
(1,5652)	1:C:1900:LEU:HD22	2:A:59:MET:H	11	0.21
(1,5652)	1:C:1900:LEU:HD23	2:A:59:MET:H	11	0.21
(1,5622)	1:C:1903:ALA:HB1	1:C:1902:ASP:HB3	15	0.21
(1,5622)	1:C:1903:ALA:HB2	1:C:1902:ASP:HB3	15	0.21
(1,5622)	1:C:1903:ALA:HB3	1:C:1902:ASP:HB3	15	0.21
(1,5621)	1:C:1903:ALA:HB1	1:C:1899:GLU:HG3	10	0.21

Continued on next page...

Continued from previous page...

Key	Atom-1	Atom-2	Model ID	Violation (Å)
(1,5621)	1:C:1903:ALA:HB2	1:C:1899:GLU:HG3	10	0.21
(1,5621)	1:C:1903:ALA:HB3	1:C:1899:GLU:HG3	10	0.21
(1,5621)	1:C:1903:ALA:HB1	1:C:1899:GLU:HG3	18	0.21
(1,5621)	1:C:1903:ALA:HB2	1:C:1899:GLU:HG3	18	0.21
(1,5621)	1:C:1903:ALA:HB3	1:C:1899:GLU:HG3	18	0.21
(1,5546)	1:C:1907:ALA:HB1	2:A:85:MET:HE2	3	0.21
(1,5546)	1:C:1907:ALA:HB2	2:A:85:MET:HE2	3	0.21
(1,5546)	1:C:1907:ALA:HB3	2:A:85:MET:HE2	3	0.21
(1,5546)	1:C:1907:ALA:HB1	2:A:85:MET:HE3	3	0.21
(1,5546)	1:C:1907:ALA:HB2	2:A:85:MET:HE3	3	0.21
(1,5546)	1:C:1907:ALA:HB3	2:A:85:MET:HE3	3	0.21
(1,5546)	1:C:1907:ALA:HB1	2:A:85:MET:HE1	3	0.21
(1,5546)	1:C:1907:ALA:HB2	2:A:85:MET:HE1	3	0.21
(1,5546)	1:C:1907:ALA:HB3	2:A:85:MET:HE1	3	0.21
(1,5546)	1:C:1907:ALA:HB1	2:A:85:MET:HE2	11	0.21
(1,5546)	1:C:1907:ALA:HB2	2:A:85:MET:HE2	11	0.21
(1,5546)	1:C:1907:ALA:HB3	2:A:85:MET:HE2	11	0.21
(1,5546)	1:C:1907:ALA:HB1	2:A:85:MET:HE3	11	0.21
(1,5546)	1:C:1907:ALA:HB2	2:A:85:MET:HE3	11	0.21
(1,5546)	1:C:1907:ALA:HB3	2:A:85:MET:HE3	11	0.21
(1,5546)	1:C:1907:ALA:HB1	2:A:85:MET:HE1	11	0.21
(1,5546)	1:C:1907:ALA:HB2	2:A:85:MET:HE1	11	0.21
(1,5546)	1:C:1907:ALA:HB3	2:A:85:MET:HE1	11	0.21
(1,5462)	1:C:1911:ASN:HB3	1:C:1914:VAL:HG21	1	0.21
(1,5462)	1:C:1911:ASN:HB3	1:C:1914:VAL:HG22	1	0.21
(1,5462)	1:C:1911:ASN:HB3	1:C:1914:VAL:HG23	1	0.21
(1,5462)	1:C:1911:ASN:HB3	1:C:1914:VAL:HG21	4	0.21
(1,5462)	1:C:1911:ASN:HB3	1:C:1914:VAL:HG22	4	0.21
(1,5462)	1:C:1911:ASN:HB3	1:C:1914:VAL:HG23	4	0.21
(1,5462)	1:C:1911:ASN:HB3	1:C:1914:VAL:HG21	15	0.21
(1,5462)	1:C:1911:ASN:HB3	1:C:1914:VAL:HG22	15	0.21
(1,5462)	1:C:1911:ASN:HB3	1:C:1914:VAL:HG23	15	0.21
(1,5462)	1:C:1911:ASN:HB3	1:C:1914:VAL:HG21	17	0.21
(1,5462)	1:C:1911:ASN:HB3	1:C:1914:VAL:HG22	17	0.21
(1,5462)	1:C:1911:ASN:HB3	1:C:1914:VAL:HG23	17	0.21
(1,5436)	1:C:1912:ARG:HG3	1:C:1912:ARG:H	11	0.21
(1,5406)	1:C:1914:VAL:HG11	1:C:1918:LYS:HA	15	0.21
(1,5406)	1:C:1914:VAL:HG12	1:C:1918:LYS:HA	15	0.21
(1,5406)	1:C:1914:VAL:HG13	1:C:1918:LYS:HA	15	0.21
(1,5406)	1:C:1914:VAL:HG11	1:C:1918:LYS:HA	17	0.21
(1,5406)	1:C:1914:VAL:HG12	1:C:1918:LYS:HA	17	0.21
(1,5406)	1:C:1914:VAL:HG13	1:C:1918:LYS:HA	17	0.21

Continued on next page...

Continued from previous page...

Key	Atom-1	Atom-2	Model ID	Violation (Å)
(1,5360)	1:C:1917:LEU:HD21	1:C:1918:LYS:HE3	17	0.21
(1,5360)	1:C:1917:LEU:HD22	1:C:1918:LYS:HE3	17	0.21
(1,5360)	1:C:1917:LEU:HD23	1:C:1918:LYS:HE3	17	0.21
(1,5360)	1:C:1917:LEU:HD21	1:C:1918:LYS:HE2	17	0.21
(1,5360)	1:C:1917:LEU:HD22	1:C:1918:LYS:HE2	17	0.21
(1,5360)	1:C:1917:LEU:HD23	1:C:1918:LYS:HE2	17	0.21
(1,5120)	1:C:1934:MET:HE1	2:A:9:LEU:HD12	4	0.21
(1,5120)	1:C:1934:MET:HE2	2:A:9:LEU:HD12	4	0.21
(1,5120)	1:C:1934:MET:HE3	2:A:9:LEU:HD12	4	0.21
(1,5120)	1:C:1934:MET:HE1	2:A:9:LEU:HD13	4	0.21
(1,5120)	1:C:1934:MET:HE2	2:A:9:LEU:HD13	4	0.21
(1,5120)	1:C:1934:MET:HE3	2:A:9:LEU:HD13	4	0.21
(1,5120)	1:C:1934:MET:HE1	2:A:9:LEU:HD11	4	0.21
(1,5120)	1:C:1934:MET:HE2	2:A:9:LEU:HD11	4	0.21
(1,5120)	1:C:1934:MET:HE3	2:A:9:LEU:HD11	4	0.21
(1,5115)	1:C:1934:MET:HE1	1:C:1933:ARG:HA	8	0.21
(1,5115)	1:C:1934:MET:HE2	1:C:1933:ARG:HA	8	0.21
(1,5115)	1:C:1934:MET:HE3	1:C:1933:ARG:HA	8	0.21
(1,5053)	1:C:1904:THR:H	1:C:1902:ASP:HB3	19	0.21
(1,499)	2:B:79:LEU:HD23	2:A:83:ALA:H	8	0.21
(1,499)	2:B:79:LEU:HD21	2:A:83:ALA:H	8	0.21
(1,499)	2:B:79:LEU:HD22	2:A:83:ALA:H	8	0.21
(1,499)	2:B:79:LEU:HD23	2:A:83:ALA:H	11	0.21
(1,499)	2:B:79:LEU:HD21	2:A:83:ALA:H	11	0.21
(1,499)	2:B:79:LEU:HD22	2:A:83:ALA:H	11	0.21
(1,4960)	1:C:1912:ARG:H	1:C:1912:ARG:HG3	11	0.21
(1,4907)	1:C:1918:LYS:H	1:C:1910:MET:HG3	5	0.21
(1,4907)	1:C:1918:LYS:H	1:C:1922:ARG:HB3	5	0.21
(1,4907)	1:C:1918:LYS:H	1:C:1910:MET:HE1	5	0.21
(1,4907)	1:C:1918:LYS:H	1:C:1910:MET:HE2	5	0.21
(1,4907)	1:C:1918:LYS:H	1:C:1910:MET:HE3	5	0.21
(1,4907)	1:C:1918:LYS:H	1:C:1910:MET:HG2	5	0.21
(1,4907)	1:C:1918:LYS:H	1:C:1910:MET:HG3	12	0.21
(1,4907)	1:C:1918:LYS:H	1:C:1922:ARG:HB3	12	0.21
(1,4907)	1:C:1918:LYS:H	1:C:1910:MET:HE1	12	0.21
(1,4907)	1:C:1918:LYS:H	1:C:1910:MET:HE2	12	0.21
(1,4907)	1:C:1918:LYS:H	1:C:1910:MET:HE3	12	0.21
(1,4907)	1:C:1918:LYS:H	1:C:1910:MET:HG2	12	0.21
(1,4879)	1:C:1920:LYS:H	1:C:1926:LEU:HG	4	0.21
(1,4717)	1:C:1898:ARG:H	1:C:1898:ARG:HB2	16	0.21
(1,4570)	1:C:1920:LYS:HG3	1:C:1917:LEU:HD11	10	0.21
(1,4570)	1:C:1920:LYS:HG3	1:C:1917:LEU:HD12	10	0.21

Continued on next page...

Continued from previous page...

Key	Atom-1	Atom-2	Model ID	Violation (Å)
(1,4570)	1:C:1920:LYS:HG3	1:C:1917:LEU:HD13	10	0.21
(1,4484)	2:B:57:LYS:HD3	1:C:1924:GLY:H	19	0.21
(1,4484)	2:A:83:ALA:HB3	1:C:1909:ALA:H	19	0.21
(1,4484)	2:A:83:ALA:HB2	1:C:1909:ALA:H	19	0.21
(1,4484)	2:A:83:ALA:HB1	1:C:1909:ALA:H	19	0.21
(1,4484)	2:A:87:ASN:HB3	1:C:1909:ALA:H	19	0.21
(1,4484)	1:C:1898:ARG:HG2	1:C:1909:ALA:H	19	0.21
(1,4484)	1:C:1898:ARG:HG3	1:C:1909:ALA:H	19	0.21
(1,4162)	2:A:54:ALA:HB2	1:C:1900:LEU:HB3	20	0.21
(1,4162)	2:A:54:ALA:HB3	1:C:1900:LEU:HB3	20	0.21
(1,4162)	2:A:54:ALA:HB1	1:C:1900:LEU:HB3	20	0.21
(1,4054)	2:B:85:MET:HE2	1:C:1921:LEU:HD11	13	0.21
(1,4054)	2:B:85:MET:HE2	1:C:1921:LEU:HD12	13	0.21
(1,4054)	2:B:85:MET:HE2	1:C:1921:LEU:HD13	13	0.21
(1,4054)	2:B:85:MET:HE1	1:C:1921:LEU:HD11	13	0.21
(1,4054)	2:B:85:MET:HE1	1:C:1921:LEU:HD12	13	0.21
(1,4054)	2:B:85:MET:HE1	1:C:1921:LEU:HD13	13	0.21
(1,4054)	2:B:85:MET:HE3	1:C:1921:LEU:HD11	13	0.21
(1,4054)	2:B:85:MET:HE3	1:C:1921:LEU:HD12	13	0.21
(1,4054)	2:B:85:MET:HE3	1:C:1921:LEU:HD13	13	0.21
(1,4038)	2:A:85:MET:HB2	1:C:1903:ALA:HB1	14	0.21
(1,4038)	2:A:85:MET:HB2	1:C:1903:ALA:HB2	14	0.21
(1,4038)	2:A:85:MET:HB2	1:C:1903:ALA:HB3	14	0.21
(1,4038)	2:A:85:MET:HB2	1:C:1903:ALA:HB1	17	0.21
(1,4038)	2:A:85:MET:HB2	1:C:1903:ALA:HB2	17	0.21
(1,4038)	2:A:85:MET:HB2	1:C:1903:ALA:HB3	17	0.21
(1,4002)	2:B:58:LEU:HD13	1:C:1928:PHE:HB2	7	0.21
(1,4002)	2:B:58:LEU:HD12	1:C:1928:PHE:HB2	7	0.21
(1,4002)	2:B:58:LEU:HD11	1:C:1928:PHE:HB2	7	0.21
(1,4002)	2:B:58:LEU:HD13	1:C:1928:PHE:HB2	8	0.21
(1,4002)	2:B:58:LEU:HD12	1:C:1928:PHE:HB2	8	0.21
(1,4002)	2:B:58:LEU:HD11	1:C:1928:PHE:HB2	8	0.21
(1,3990)	2:B:58:LEU:HD13	1:C:1929:VAL:HG21	19	0.21
(1,3990)	2:B:58:LEU:HD13	1:C:1929:VAL:HG22	19	0.21
(1,3990)	2:B:58:LEU:HD13	1:C:1929:VAL:HG23	19	0.21
(1,3990)	2:B:58:LEU:HD12	1:C:1929:VAL:HG21	19	0.21
(1,3990)	2:B:58:LEU:HD12	1:C:1929:VAL:HG22	19	0.21
(1,3990)	2:B:58:LEU:HD12	1:C:1929:VAL:HG23	19	0.21
(1,3990)	2:B:58:LEU:HD11	1:C:1929:VAL:HG21	19	0.21
(1,3990)	2:B:58:LEU:HD11	1:C:1929:VAL:HG22	19	0.21
(1,3990)	2:B:58:LEU:HD11	1:C:1929:VAL:HG23	19	0.21
(1,3963)	2:B:77:VAL:HG23	1:C:1920:LYS:HG3	1	0.21

Continued on next page...

Continued from previous page...

Key	Atom-1	Atom-2	Model ID	Violation (Å)
(1,3963)	2:B:77:VAL:HG23	1:C:1922:ARG:HG2	1	0.21
(1,3963)	2:B:77:VAL:HG21	1:C:1922:ARG:HG2	1	0.21
(1,3963)	2:B:77:VAL:HG22	1:C:1920:LYS:HG3	1	0.21
(1,3963)	2:B:77:VAL:HG22	1:C:1922:ARG:HG2	1	0.21
(1,3963)	2:B:77:VAL:HG23	1:C:1920:LYS:HG3	3	0.21
(1,3963)	2:B:77:VAL:HG23	1:C:1922:ARG:HG2	3	0.21
(1,3963)	2:B:77:VAL:HG21	1:C:1922:ARG:HG2	3	0.21
(1,3963)	2:B:77:VAL:HG22	1:C:1920:LYS:HG3	3	0.21
(1,3963)	2:B:77:VAL:HG22	1:C:1922:ARG:HG2	3	0.21
(1,3814)	2:B:95:ASP:H	2:B:94:PRO:HA	4	0.21
(1,3722)	2:B:90:PHE:H	2:B:89:PHE:HB2	13	0.21
(1,3224)	2:A:93:PHE:H	2:A:93:PHE:HB3	7	0.21
(1,3163)	2:A:86:CYS:H	2:B:9:LEU:HB2	4	0.21
(1,3163)	2:A:86:CYS:H	2:B:9:LEU:HB2	9	0.21
(1,3163)	2:A:86:CYS:H	2:B:9:LEU:HB2	13	0.21
(1,2993)	2:A:62:LEU:H	2:A:60:SER:HB3	12	0.21
(1,2885)	2:A:49:ARG:H	2:A:47:GLY:HA3	14	0.21
(1,2618)	2:A:3:CYS:H	2:B:41:GLU:HG2	1	0.21
(1,2600)	2:A:29:LEU:H	2:A:27:PHE:HD1	20	0.21
(1,2600)	2:A:29:LEU:H	2:A:27:PHE:HD2	20	0.21
(1,2570)	2:B:84:MET:HE1	2:A:72:PHE:HZ	5	0.21
(1,2570)	2:B:84:MET:HE2	2:A:72:PHE:HZ	5	0.21
(1,252)	2:B:84:MET:HE1	2:A:72:PHE:HD1	1	0.21
(1,252)	2:B:84:MET:HE1	2:A:72:PHE:HD2	1	0.21
(1,252)	2:B:84:MET:HE2	2:A:72:PHE:HD1	1	0.21
(1,252)	2:B:84:MET:HE2	2:A:72:PHE:HD2	1	0.21
(1,252)	2:B:84:MET:HE1	2:A:72:PHE:HD1	15	0.21
(1,252)	2:B:84:MET:HE1	2:A:72:PHE:HD2	15	0.21
(1,252)	2:B:84:MET:HE2	2:A:72:PHE:HD1	15	0.21
(1,252)	2:B:84:MET:HE2	2:A:72:PHE:HD2	15	0.21
(1,248)	2:B:84:MET:HE1	2:B:80:SER:HB3	5	0.21
(1,248)	2:B:84:MET:HE2	2:B:80:SER:HB3	5	0.21
(1,243)	2:B:84:MET:HE2	2:B:85:MET:HB2	10	0.21
(1,243)	2:B:84:MET:HE1	2:B:85:MET:HB2	10	0.21
(1,235)	2:B:84:MET:HA	2:A:72:PHE:HE1	15	0.21
(1,235)	2:B:84:MET:HA	2:A:72:PHE:HE2	15	0.21
(1,2056)	2:B:27:PHE:HA	2:B:75:TYR:HD1	6	0.21
(1,2056)	2:B:27:PHE:HA	2:B:75:TYR:HD2	6	0.21
(1,2045)	2:A:28:LYS:HA	2:A:75:TYR:HD1	2	0.21
(1,2045)	2:A:28:LYS:HA	2:A:75:TYR:HD2	2	0.21
(1,2045)	2:A:28:LYS:HA	2:A:75:TYR:HD1	13	0.21
(1,2045)	2:A:28:LYS:HA	2:A:75:TYR:HD2	13	0.21

Continued on next page...

Continued from previous page...

Key	Atom-1	Atom-2	Model ID	Violation (Å)
(1,2045)	2:A:28:LYS:HA	2:A:75:TYR:HD1	18	0.21
(1,2045)	2:A:28:LYS:HA	2:A:75:TYR:HD2	18	0.21
(1,2024)	2:A:29:LEU:HD13	2:A:72:PHE:HE1	12	0.21
(1,2024)	2:A:29:LEU:HD13	2:A:72:PHE:HE2	12	0.21
(1,2024)	2:A:29:LEU:HD12	2:A:72:PHE:HE1	12	0.21
(1,2024)	2:A:29:LEU:HD12	2:A:72:PHE:HE2	12	0.21
(1,2024)	2:A:29:LEU:HD11	2:A:72:PHE:HE1	12	0.21
(1,2024)	2:A:29:LEU:HD11	2:A:72:PHE:HE2	12	0.21
(1,1854)	2:A:35:LYS:HE2	2:A:32:SER:HA	17	0.21
(1,1854)	2:A:35:LYS:HE3	2:A:32:SER:HA	17	0.21
(1,1820)	2:B:36:GLU:HB3	2:B:15:THR:HG22	18	0.21
(1,1820)	2:B:36:GLU:HB3	2:B:15:THR:HG23	18	0.21
(1,1820)	2:B:36:GLU:HB3	2:B:15:THR:HG21	18	0.21
(1,1820)	2:B:36:GLU:HB2	2:B:15:THR:HG22	18	0.21
(1,1820)	2:B:36:GLU:HB2	2:B:15:THR:HG21	18	0.21
(1,1597)	2:B:42:LEU:HD11	2:B:43:PRO:HD3	4	0.21
(1,1597)	2:B:42:LEU:HD12	2:B:43:PRO:HD3	4	0.21
(1,1442)	2:B:48:LYS:HA	2:B:48:LYS:HG3	1	0.21
(1,1403)	2:A:49:ARG:HA	2:A:54:ALA:HB2	11	0.21
(1,1403)	2:A:49:ARG:HA	2:A:54:ALA:HB3	11	0.21
(1,1403)	2:A:49:ARG:HA	2:A:54:ALA:HB1	11	0.21
(1,1347)	2:A:52:GLU:HG2	2:A:35:LYS:HD3	16	0.21
(1,1347)	2:A:52:GLU:HG2	2:A:35:LYS:HD2	16	0.21
(1,1347)	2:A:52:GLU:HG3	2:A:35:LYS:HD3	16	0.21
(1,1347)	2:A:52:GLU:HG3	2:A:35:LYS:HD2	16	0.21
(1,1098)	2:B:59:MET:HE1	2:B:62:LEU:H	9	0.21
(1,1098)	2:B:59:MET:HE2	2:B:62:LEU:H	9	0.21
(1,1098)	2:B:59:MET:HE3	2:B:62:LEU:H	9	0.21
(1,1096)	2:B:59:MET:HE1	2:B:75:TYR:HD1	16	0.21
(1,1096)	2:B:59:MET:HE1	2:B:75:TYR:HD2	16	0.21
(1,1096)	2:B:59:MET:HE3	2:B:75:TYR:HD1	16	0.21
(1,1096)	2:B:59:MET:HE3	2:B:75:TYR:HD2	16	0.21
(1,1096)	2:B:59:MET:HE2	2:B:75:TYR:HD1	16	0.21
(1,1096)	2:B:59:MET:HE2	2:B:75:TYR:HD2	16	0.21
(1,1093)	2:B:59:MET:HE3	2:B:30:ASN:HD22	3	0.21
(1,1093)	2:B:59:MET:HE2	2:B:30:ASN:HD22	3	0.21
(1,1093)	2:B:59:MET:HE3	2:B:30:ASN:HD22	6	0.21
(1,1093)	2:B:59:MET:HE2	2:B:30:ASN:HD22	6	0.21
(1,1093)	2:B:59:MET:HE3	2:B:30:ASN:HD22	8	0.21
(1,1093)	2:B:59:MET:HE2	2:B:30:ASN:HD22	8	0.21
(1,1093)	2:B:59:MET:HE3	2:B:30:ASN:HD22	11	0.21
(1,1093)	2:B:59:MET:HE2	2:B:30:ASN:HD22	11	0.21

Continued on next page...

Continued from previous page...

Key	Atom-1	Atom-2	Model ID	Violation (Å)
(1,1091)	2:B:59:MET:HE3	2:B:69:GLU:H	4	0.21
(1,1091)	2:B:59:MET:HE2	2:B:69:GLU:H	4	0.21
(1,1091)	2:B:59:MET:HE1	2:B:69:GLU:H	4	0.21
(1,1032)	2:A:59:MET:HE2	2:A:59:MET:HG2	3	0.21
(1,1032)	2:A:59:MET:HE3	2:A:59:MET:HG2	3	0.21
(1,1032)	2:A:59:MET:HE1	2:A:59:MET:HG2	3	0.21
(1,1032)	2:A:59:MET:HE2	2:A:59:MET:HG2	16	0.21
(1,1032)	2:A:59:MET:HE3	2:A:59:MET:HG2	16	0.21
(1,1032)	2:A:59:MET:HE1	2:A:59:MET:HG2	16	0.21
(2,18)	2:A:28:LYS:HD3	2:A:20:SER:HB2	1	0.2
(2,18)	2:A:28:LYS:HD3	2:A:20:SER:HB2	5	0.2
(2,18)	2:A:28:LYS:HD3	2:A:20:SER:HB2	7	0.2
(2,1)	2:B:91:GLU:HA	2:A:27:PHE:HD1	10	0.2
(2,1)	2:B:91:GLU:HA	2:A:27:PHE:HD2	10	0.2
(1,819)	2:B:68:ASN:HA	2:B:68:ASN:HB3	4	0.2
(1,819)	2:B:68:ASN:HA	2:B:68:ASN:HB3	7	0.2
(1,6824)	2:A:73:GLN:H	2:A:75:TYR:HD1	5	0.2
(1,6824)	2:A:73:GLN:H	2:A:75:TYR:HD2	5	0.2
(1,6824)	2:A:73:GLN:H	2:A:72:PHE:HZ	5	0.2
(1,6666)	2:B:24:GLY:H	2:B:23:GLU:HB3	11	0.2
(1,6666)	2:A:24:GLY:H	2:A:23:GLU:HB3	11	0.2
(1,6457)	2:A:12:MET:HE1	2:A:8:ALA:HA	11	0.2
(1,6457)	2:A:12:MET:HE1	2:B:8:ALA:HA	11	0.2
(1,6457)	2:A:12:MET:HE2	2:A:8:ALA:HA	11	0.2
(1,6457)	2:A:12:MET:HE3	2:A:8:ALA:HA	11	0.2
(1,6457)	2:A:12:MET:HE1	2:B:9:LEU:HA	11	0.2
(1,6457)	2:A:12:MET:HE2	2:B:8:ALA:HA	11	0.2
(1,6457)	2:A:12:MET:HE3	2:B:8:ALA:HA	11	0.2
(1,6449)	2:A:12:MET:HE2	2:A:9:LEU:HD12	9	0.2
(1,6449)	2:A:12:MET:HE2	2:A:9:LEU:HD13	9	0.2
(1,6449)	2:A:12:MET:HE2	2:A:9:LEU:HD11	9	0.2
(1,6449)	2:A:12:MET:HE1	2:A:9:LEU:HD12	9	0.2
(1,6449)	2:A:12:MET:HE1	2:A:9:LEU:HD13	9	0.2
(1,6449)	2:A:12:MET:HE3	2:A:9:LEU:HD12	9	0.2
(1,6449)	2:A:12:MET:HE1	2:A:9:LEU:HD11	9	0.2
(1,6449)	2:A:12:MET:HE3	2:A:9:LEU:HD13	9	0.2
(1,6449)	2:A:12:MET:HE3	2:A:9:LEU:HD11	9	0.2
(1,6449)	2:A:12:MET:HE1	2:B:9:LEU:HD13	9	0.2
(1,6449)	2:A:12:MET:HE1	2:B:9:LEU:HD12	9	0.2
(1,6449)	2:A:12:MET:HE3	2:B:9:LEU:HD13	9	0.2
(1,6449)	2:A:12:MET:HE2	2:A:9:LEU:HD12	12	0.2
(1,6449)	2:A:12:MET:HE2	2:A:9:LEU:HD13	12	0.2

Continued on next page...

Continued from previous page...

Key	Atom-1	Atom-2	Model ID	Violation (Å)
(1,6449)	2:A:12:MET:HE2	2:A:9:LEU:HD11	12	0.2
(1,6449)	2:A:12:MET:HE1	2:A:9:LEU:HD12	12	0.2
(1,6449)	2:A:12:MET:HE1	2:A:9:LEU:HD13	12	0.2
(1,6449)	2:A:12:MET:HE3	2:A:9:LEU:HD12	12	0.2
(1,6449)	2:A:12:MET:HE1	2:A:9:LEU:HD11	12	0.2
(1,6449)	2:A:12:MET:HE3	2:A:9:LEU:HD13	12	0.2
(1,6449)	2:A:12:MET:HE3	2:A:9:LEU:HD11	12	0.2
(1,6449)	2:A:12:MET:HE1	2:B:9:LEU:HD13	12	0.2
(1,6449)	2:A:12:MET:HE1	2:B:9:LEU:HD12	12	0.2
(1,6449)	2:A:12:MET:HE3	2:B:9:LEU:HD13	12	0.2
(1,6443)	2:B:12:MET:HE2	2:A:82:ILE:H	10	0.2
(1,6443)	2:B:12:MET:HE1	2:A:9:LEU:H	10	0.2
(1,6443)	2:B:12:MET:HE3	2:A:9:LEU:H	10	0.2
(1,6443)	2:B:12:MET:HE2	2:A:9:LEU:H	10	0.2
(1,6415)	2:A:13:VAL:HG13	2:A:72:PHE:HA	11	0.2
(1,6415)	2:A:13:VAL:HG11	2:A:72:PHE:HA	11	0.2
(1,6415)	2:A:13:VAL:HG12	2:A:72:PHE:HA	11	0.2
(1,6415)	2:A:13:VAL:HG12	2:B:89:PHE:HB2	11	0.2
(1,6415)	2:A:13:VAL:HG13	2:B:89:PHE:HB2	11	0.2
(1,6374)	2:A:19:TYR:HA	2:A:22:LYS:HE3	17	0.2
(1,6374)	2:B:19:TYR:HA	2:B:22:LYS:HE3	17	0.2
(1,6374)	2:A:19:TYR:HA	2:A:22:LYS:HE2	17	0.2
(1,6374)	2:B:19:TYR:HA	2:B:22:LYS:HE2	17	0.2
(1,6322)	2:A:23:GLU:HB2	2:A:30:ASN:HD21	13	0.2
(1,6322)	2:B:23:GLU:HB2	2:B:30:ASN:HD21	13	0.2
(1,6101)	2:B:38:LEU:HD22	2:B:35:LYS:H	4	0.2
(1,6101)	2:B:38:LEU:HD23	2:B:35:LYS:H	4	0.2
(1,6101)	2:B:38:LEU:HD21	2:B:35:LYS:H	4	0.2
(1,6101)	2:B:38:LEU:HD22	1:C:1930:VAL:H	4	0.2
(1,6101)	2:B:38:LEU:HD23	1:C:1930:VAL:H	4	0.2
(1,6033)	2:A:42:LEU:HD12	2:A:37:LEU:HA	14	0.2
(1,6033)	2:A:42:LEU:HD11	2:A:41:GLU:HG2	14	0.2
(1,6033)	2:A:42:LEU:HD13	2:A:41:GLU:HG2	14	0.2
(1,6033)	2:A:42:LEU:HD12	2:A:41:GLU:HG2	14	0.2
(1,6033)	2:A:42:LEU:HD12	2:A:37:LEU:HA	15	0.2
(1,6033)	2:A:42:LEU:HD11	2:A:41:GLU:HG2	15	0.2
(1,6033)	2:A:42:LEU:HD13	2:A:41:GLU:HG2	15	0.2
(1,6033)	2:A:42:LEU:HD12	2:A:41:GLU:HG2	15	0.2
(1,577)	2:B:46:LEU:HD23	2:B:43:PRO:HB2	18	0.2
(1,577)	2:B:46:LEU:HD22	2:B:43:PRO:HB2	18	0.2
(1,5768)	2:B:83:ALA:HB1	2:B:79:LEU:HA	11	0.2
(1,5768)	2:B:83:ALA:HB2	2:B:79:LEU:HA	11	0.2

Continued on next page...

Continued from previous page...

Key	Atom-1	Atom-2	Model ID	Violation (Å)
(1,5768)	2:A:83:ALA:HB1	2:B:75:TYR:HB2	11	0.2
(1,5768)	2:A:83:ALA:HB3	2:B:75:TYR:HB2	11	0.2
(1,5768)	2:A:83:ALA:HB2	2:B:75:TYR:HB2	11	0.2
(1,5768)	2:A:83:ALA:HB3	2:B:79:LEU:HA	11	0.2
(1,5768)	2:A:83:ALA:HB2	2:B:79:LEU:HA	11	0.2
(1,5768)	2:A:83:ALA:HB1	2:B:79:LEU:HA	11	0.2
(1,5752)	2:A:84:MET:HE2	2:A:86:CYS:H	12	0.2
(1,5752)	2:A:84:MET:HE1	2:A:86:CYS:H	12	0.2
(1,5752)	2:A:84:MET:HE3	2:A:77:VAL:H	12	0.2
(1,5752)	2:A:84:MET:HE1	2:A:77:VAL:H	12	0.2
(1,5747)	2:B:85:MET:HE1	2:B:61:ASN:HD21	8	0.2
(1,5747)	2:B:85:MET:HE3	2:B:45:PHE:HE1	8	0.2
(1,5747)	2:B:85:MET:HE3	2:B:45:PHE:HE2	8	0.2
(1,5747)	2:B:85:MET:HE2	2:B:61:ASN:HD21	8	0.2
(1,5747)	2:B:85:MET:HE2	2:B:45:PHE:HE1	8	0.2
(1,5747)	2:B:85:MET:HE2	2:B:45:PHE:HE2	8	0.2
(1,5654)	1:C:1900:LEU:HD21	2:A:78:PHE:HE1	4	0.2
(1,5654)	1:C:1900:LEU:HD21	2:A:78:PHE:HE2	4	0.2
(1,5654)	1:C:1900:LEU:HD22	2:A:78:PHE:HE1	4	0.2
(1,5654)	1:C:1900:LEU:HD22	2:A:78:PHE:HE2	4	0.2
(1,5654)	1:C:1900:LEU:HD23	2:A:78:PHE:HE1	4	0.2
(1,5654)	1:C:1900:LEU:HD23	2:A:78:PHE:HE2	4	0.2
(1,5652)	1:C:1900:LEU:HD21	2:A:59:MET:H	7	0.2
(1,5652)	1:C:1900:LEU:HD22	2:A:59:MET:H	7	0.2
(1,5652)	1:C:1900:LEU:HD23	2:A:59:MET:H	7	0.2
(1,5639)	1:C:1901:GLU:HB2	1:C:1905:GLU:HB2	17	0.2
(1,5639)	1:C:1901:GLU:HB2	1:C:1905:GLU:HB3	17	0.2
(1,5406)	1:C:1914:VAL:HG11	1:C:1918:LYS:HA	20	0.2
(1,5406)	1:C:1914:VAL:HG12	1:C:1918:LYS:HA	20	0.2
(1,5406)	1:C:1914:VAL:HG13	1:C:1918:LYS:HA	20	0.2
(1,5360)	1:C:1917:LEU:HD21	1:C:1918:LYS:HE3	3	0.2
(1,5360)	1:C:1917:LEU:HD22	1:C:1918:LYS:HE3	3	0.2
(1,5360)	1:C:1917:LEU:HD23	1:C:1918:LYS:HE3	3	0.2
(1,5360)	1:C:1917:LEU:HD21	1:C:1918:LYS:HE2	3	0.2
(1,5360)	1:C:1917:LEU:HD22	1:C:1918:LYS:HE2	3	0.2
(1,5360)	1:C:1917:LEU:HD23	1:C:1918:LYS:HE2	3	0.2
(1,5360)	1:C:1917:LEU:HD21	1:C:1918:LYS:HE3	6	0.2
(1,5360)	1:C:1917:LEU:HD22	1:C:1918:LYS:HE3	6	0.2
(1,5360)	1:C:1917:LEU:HD23	1:C:1918:LYS:HE3	6	0.2
(1,5360)	1:C:1917:LEU:HD21	1:C:1918:LYS:HE2	6	0.2
(1,5360)	1:C:1917:LEU:HD22	1:C:1918:LYS:HE2	6	0.2
(1,5360)	1:C:1917:LEU:HD23	1:C:1918:LYS:HE2	6	0.2

Continued on next page...

Continued from previous page...

Key	Atom-1	Atom-2	Model ID	Violation (Å)
(1,5360)	1:C:1917:LEU:HD21	1:C:1918:LYS:HE3	14	0.2
(1,5360)	1:C:1917:LEU:HD22	1:C:1918:LYS:HE3	14	0.2
(1,5360)	1:C:1917:LEU:HD23	1:C:1918:LYS:HE3	14	0.2
(1,5360)	1:C:1917:LEU:HD21	1:C:1918:LYS:HE2	14	0.2
(1,5360)	1:C:1917:LEU:HD22	1:C:1918:LYS:HE2	14	0.2
(1,5360)	1:C:1917:LEU:HD23	1:C:1918:LYS:HE2	14	0.2
(1,5235)	1:C:1926:LEU:HD21	2:B:78:PHE:HE1	10	0.2
(1,5235)	1:C:1926:LEU:HD21	2:B:78:PHE:HE2	10	0.2
(1,5235)	1:C:1926:LEU:HD22	2:B:78:PHE:HE1	10	0.2
(1,5235)	1:C:1926:LEU:HD22	2:B:78:PHE:HE2	10	0.2
(1,5235)	1:C:1926:LEU:HD23	2:B:78:PHE:HE1	10	0.2
(1,5235)	1:C:1926:LEU:HD23	2:B:78:PHE:HE2	10	0.2
(1,5191)	1:C:1929:VAL:HG11	1:C:1931:PRO:HD3	3	0.2
(1,5191)	1:C:1929:VAL:HG12	1:C:1931:PRO:HD3	3	0.2
(1,5191)	1:C:1929:VAL:HG13	1:C:1931:PRO:HD3	3	0.2
(1,5191)	1:C:1929:VAL:HG11	1:C:1931:PRO:HD3	8	0.2
(1,5191)	1:C:1929:VAL:HG12	1:C:1931:PRO:HD3	8	0.2
(1,5191)	1:C:1929:VAL:HG13	1:C:1931:PRO:HD3	8	0.2
(1,5191)	1:C:1929:VAL:HG11	1:C:1931:PRO:HD3	15	0.2
(1,5191)	1:C:1929:VAL:HG12	1:C:1931:PRO:HD3	15	0.2
(1,5191)	1:C:1929:VAL:HG13	1:C:1931:PRO:HD3	15	0.2
(1,5169)	1:C:1929:VAL:HG11	2:B:48:LYS:H	19	0.2
(1,5169)	1:C:1929:VAL:HG12	2:B:48:LYS:H	19	0.2
(1,5169)	1:C:1929:VAL:HG13	2:B:48:LYS:H	19	0.2
(1,5053)	1:C:1904:THR:H	1:C:1902:ASP:HB3	16	0.2
(1,4994)	1:C:1910:MET:H	2:B:73:GLN:HB3	5	0.2
(1,4982)	1:C:1911:ASN:HD22	1:C:1915:SER:HA	14	0.2
(1,4982)	1:C:1911:ASN:HD22	2:B:84:MET:HA	14	0.2
(1,4959)	1:C:1912:ARG:H	1:C:1912:ARG:HG2	12	0.2
(1,4907)	1:C:1918:LYS:H	1:C:1910:MET:HG3	19	0.2
(1,4907)	1:C:1918:LYS:H	1:C:1922:ARG:HB3	19	0.2
(1,4907)	1:C:1918:LYS:H	1:C:1910:MET:HE1	19	0.2
(1,4907)	1:C:1918:LYS:H	1:C:1910:MET:HE2	19	0.2
(1,4907)	1:C:1918:LYS:H	1:C:1910:MET:HE3	19	0.2
(1,4907)	1:C:1918:LYS:H	1:C:1910:MET:HG2	19	0.2
(1,4879)	1:C:1920:LYS:H	1:C:1926:LEU:HG	11	0.2
(1,4795)	1:C:1933:ARG:H	1:C:1933:ARG:HG2	8	0.2
(1,4691)	2:B:74:GLU:HG3	1:C:1921:LEU:HD11	15	0.2
(1,4691)	2:B:74:GLU:HG3	1:C:1921:LEU:HD12	15	0.2
(1,4691)	2:B:74:GLU:HG3	1:C:1921:LEU:HD13	15	0.2
(1,4691)	2:B:76:CYS:HB3	1:C:1921:LEU:HD11	15	0.2
(1,4691)	2:B:76:CYS:HB3	1:C:1921:LEU:HD12	15	0.2

Continued on next page...

Continued from previous page...

Key	Atom-1	Atom-2	Model ID	Violation (Å)
(1,4691)	2:B:76:CYS:HB3	1:C:1921:LEU:HD13	15	0.2
(1,4691)	2:B:74:GLU:HG3	1:C:1926:LEU:HD11	15	0.2
(1,4691)	2:B:74:GLU:HG3	1:C:1926:LEU:HD12	15	0.2
(1,4691)	2:B:74:GLU:HG3	1:C:1926:LEU:HD13	15	0.2
(1,4589)	1:C:1918:LYS:HD2	1:C:1915:SER:HB2	1	0.2
(1,4570)	1:C:1920:LYS:HG3	1:C:1917:LEU:HD11	3	0.2
(1,4570)	1:C:1920:LYS:HG3	1:C:1917:LEU:HD12	3	0.2
(1,4570)	1:C:1920:LYS:HG3	1:C:1917:LEU:HD13	3	0.2
(1,4484)	2:B:57:LYS:HD3	1:C:1924:GLY:H	20	0.2
(1,4484)	2:A:83:ALA:HB3	1:C:1909:ALA:H	20	0.2
(1,4484)	2:A:83:ALA:HB2	1:C:1909:ALA:H	20	0.2
(1,4484)	2:A:83:ALA:HB1	1:C:1909:ALA:H	20	0.2
(1,4484)	2:A:87:ASN:HB3	1:C:1909:ALA:H	20	0.2
(1,4484)	1:C:1898:ARG:HG2	1:C:1909:ALA:H	20	0.2
(1,4484)	1:C:1898:ARG:HG3	1:C:1909:ALA:H	20	0.2
(1,4483)	2:B:45:PHE:H	1:C:1930:VAL:HA	12	0.2
(1,4390)	1:C:1928:PHE:HZ	1:C:1929:VAL:HG11	7	0.2
(1,4390)	1:C:1928:PHE:HZ	1:C:1929:VAL:HG12	7	0.2
(1,4390)	1:C:1928:PHE:HZ	1:C:1929:VAL:HG13	7	0.2
(1,4162)	2:A:54:ALA:HB2	1:C:1900:LEU:HB3	19	0.2
(1,4162)	2:A:54:ALA:HB3	1:C:1900:LEU:HB3	19	0.2
(1,4162)	2:A:54:ALA:HB1	1:C:1900:LEU:HB3	19	0.2
(1,4088)	2:B:84:MET:HE3	1:C:1913:GLU:HG3	6	0.2
(1,4088)	2:B:84:MET:HE1	1:C:1913:GLU:HG3	6	0.2
(1,4088)	2:B:84:MET:HE2	1:C:1913:GLU:HG3	6	0.2
(1,4088)	2:B:84:MET:HE3	1:C:1913:GLU:HG3	11	0.2
(1,4088)	2:B:84:MET:HE1	1:C:1913:GLU:HG3	11	0.2
(1,4088)	2:B:84:MET:HE2	1:C:1913:GLU:HG3	11	0.2
(1,4088)	2:B:84:MET:HE3	1:C:1913:GLU:HG3	17	0.2
(1,4088)	2:B:84:MET:HE1	1:C:1913:GLU:HG3	17	0.2
(1,4088)	2:B:84:MET:HE2	1:C:1913:GLU:HG3	17	0.2
(1,4065)	2:B:85:MET:HE1	1:C:1930:VAL:HA	3	0.2
(1,4065)	2:B:85:MET:HE3	1:C:1930:VAL:HA	3	0.2
(1,4065)	2:B:85:MET:HE2	1:C:1930:VAL:HA	3	0.2
(1,4061)	2:B:85:MET:HE1	1:C:1928:PHE:HB2	18	0.2
(1,4061)	2:B:85:MET:HE3	1:C:1928:PHE:HB2	18	0.2
(1,4055)	2:B:85:MET:HE2	1:C:1918:LYS:HG2	12	0.2
(1,4055)	2:B:85:MET:HE2	1:C:1918:LYS:HG2	14	0.2
(1,4054)	2:B:85:MET:HE2	1:C:1921:LEU:HD11	18	0.2
(1,4054)	2:B:85:MET:HE2	1:C:1921:LEU:HD12	18	0.2
(1,4054)	2:B:85:MET:HE2	1:C:1921:LEU:HD13	18	0.2
(1,4054)	2:B:85:MET:HE1	1:C:1921:LEU:HD11	18	0.2

Continued on next page...

Continued from previous page...

Key	Atom-1	Atom-2	Model ID	Violation (Å)
(1,4054)	2:B:85:MET:HE1	1:C:1921:LEU:HD12	18	0.2
(1,4054)	2:B:85:MET:HE1	1:C:1921:LEU:HD13	18	0.2
(1,4054)	2:B:85:MET:HE3	1:C:1921:LEU:HD11	18	0.2
(1,4054)	2:B:85:MET:HE3	1:C:1921:LEU:HD12	18	0.2
(1,4054)	2:B:85:MET:HE3	1:C:1921:LEU:HD13	18	0.2
(1,4038)	2:A:85:MET:HB2	1:C:1903:ALA:HB1	5	0.2
(1,4038)	2:A:85:MET:HB2	1:C:1903:ALA:HB2	5	0.2
(1,4038)	2:A:85:MET:HB2	1:C:1903:ALA:HB3	5	0.2
(1,4028)	2:B:82:ILE:HG21	1:C:1926:LEU:HD11	8	0.2
(1,4028)	2:B:82:ILE:HG21	1:C:1926:LEU:HD12	8	0.2
(1,4028)	2:B:82:ILE:HG21	1:C:1926:LEU:HD13	8	0.2
(1,4028)	2:B:82:ILE:HG23	1:C:1926:LEU:HD11	8	0.2
(1,4028)	2:B:82:ILE:HG23	1:C:1926:LEU:HD12	8	0.2
(1,4028)	2:B:82:ILE:HG23	1:C:1926:LEU:HD13	8	0.2
(1,4028)	2:B:82:ILE:HG22	1:C:1926:LEU:HD11	8	0.2
(1,4028)	2:B:82:ILE:HG22	1:C:1926:LEU:HD12	8	0.2
(1,4028)	2:B:82:ILE:HG22	1:C:1926:LEU:HD13	8	0.2
(1,4026)	2:B:82:ILE:HD11	1:C:1929:VAL:HG21	9	0.2
(1,4026)	2:B:82:ILE:HD11	1:C:1929:VAL:HG22	9	0.2
(1,4026)	2:B:82:ILE:HD11	1:C:1929:VAL:HG23	9	0.2
(1,4026)	2:B:82:ILE:HD12	1:C:1929:VAL:HG21	9	0.2
(1,4026)	2:B:82:ILE:HD12	1:C:1929:VAL:HG22	9	0.2
(1,4026)	2:B:82:ILE:HD12	1:C:1929:VAL:HG23	9	0.2
(1,4017)	2:B:38:LEU:HD22	1:C:1929:VAL:HG11	1	0.2
(1,4017)	2:B:38:LEU:HD22	1:C:1929:VAL:HG12	1	0.2
(1,4017)	2:B:38:LEU:HD22	1:C:1929:VAL:HG13	1	0.2
(1,4017)	2:B:38:LEU:HD23	1:C:1929:VAL:HG11	1	0.2
(1,4017)	2:B:38:LEU:HD23	1:C:1929:VAL:HG12	1	0.2
(1,4017)	2:B:38:LEU:HD23	1:C:1929:VAL:HG13	1	0.2
(1,4017)	2:B:38:LEU:HD21	1:C:1929:VAL:HG11	1	0.2
(1,4017)	2:B:38:LEU:HD21	1:C:1929:VAL:HG12	1	0.2
(1,4017)	2:B:38:LEU:HD21	1:C:1929:VAL:HG13	1	0.2
(1,3979)	2:B:62:LEU:HD13	1:C:1918:LYS:HD3	19	0.2
(1,3979)	2:B:62:LEU:HD12	1:C:1918:LYS:HD3	19	0.2
(1,3979)	2:B:62:LEU:HD11	1:C:1918:LYS:HD3	19	0.2
(1,3979)	2:B:62:LEU:HD12	1:C:1920:LYS:HG3	19	0.2
(1,3979)	2:B:62:LEU:HD13	1:C:1920:LYS:HG3	19	0.2
(1,3979)	2:B:62:LEU:HD11	1:C:1920:LYS:HG3	19	0.2
(1,3963)	2:B:77:VAL:HG23	1:C:1920:LYS:HG3	15	0.2
(1,3963)	2:B:77:VAL:HG23	1:C:1922:ARG:HG2	15	0.2
(1,3963)	2:B:77:VAL:HG21	1:C:1922:ARG:HG2	15	0.2
(1,3963)	2:B:77:VAL:HG22	1:C:1920:LYS:HG3	15	0.2

Continued on next page...

Continued from previous page...

Key	Atom-1	Atom-2	Model ID	Violation (Å)
(1,3963)	2:B:77:VAL:HG22	1:C:1922:ARG:HG2	15	0.2
(1,3963)	2:B:77:VAL:HG23	1:C:1920:LYS:HG3	18	0.2
(1,3963)	2:B:77:VAL:HG23	1:C:1922:ARG:HG2	18	0.2
(1,3963)	2:B:77:VAL:HG21	1:C:1922:ARG:HG2	18	0.2
(1,3963)	2:B:77:VAL:HG22	1:C:1920:LYS:HG3	18	0.2
(1,3963)	2:B:77:VAL:HG22	1:C:1922:ARG:HG2	18	0.2
(1,3882)	2:A:19:TYR:HE1	2:A:36:GLU:HG2	5	0.2
(1,3882)	2:A:19:TYR:HE2	2:A:36:GLU:HG2	5	0.2
(1,3820)	2:A:78:PHE:H	2:A:78:PHE:HE1	2	0.2
(1,3820)	2:A:78:PHE:H	2:A:78:PHE:HE2	2	0.2
(1,3796)	2:B:27:PHE:H	2:B:27:PHE:HD1	20	0.2
(1,3796)	2:B:27:PHE:H	2:B:27:PHE:HD2	20	0.2
(1,3764)	2:B:97:GLN:H	2:B:96:LYS:HA	18	0.2
(1,3745)	2:B:93:PHE:H	2:B:94:PRO:HA	10	0.2
(1,3745)	2:B:93:PHE:H	2:B:94:PRO:HA	17	0.2
(1,3163)	2:A:86:CYS:H	2:B:9:LEU:HB2	10	0.2
(1,2993)	2:A:62:LEU:H	2:A:60:SER:HB3	1	0.2
(1,2993)	2:A:62:LEU:H	2:A:60:SER:HB3	4	0.2
(1,2993)	2:A:62:LEU:H	2:A:60:SER:HB3	13	0.2
(1,2993)	2:A:62:LEU:H	2:A:60:SER:HB3	17	0.2
(1,2904)	2:A:51:ASP:H	2:A:46:LEU:HB3	15	0.2
(1,2618)	2:A:3:CYS:H	2:B:41:GLU:HG2	12	0.2
(1,2618)	2:A:3:CYS:H	2:B:41:GLU:HG2	15	0.2
(1,2600)	2:A:29:LEU:H	2:A:27:PHE:HD1	5	0.2
(1,2600)	2:A:29:LEU:H	2:A:27:PHE:HD2	5	0.2
(1,246)	2:B:84:MET:HE2	1:C:1918:LYS:HE2	18	0.2
(1,246)	2:B:84:MET:HE2	1:C:1918:LYS:HE3	18	0.2
(1,243)	2:B:84:MET:HE2	2:B:85:MET:HB2	17	0.2
(1,243)	2:B:84:MET:HE1	2:B:85:MET:HB2	17	0.2
(1,243)	2:B:84:MET:HE2	2:B:85:MET:HB2	19	0.2
(1,243)	2:B:84:MET:HE1	2:B:85:MET:HB2	19	0.2
(1,2268)	2:B:12:MET:HE1	2:B:12:MET:HG2	10	0.2
(1,2268)	2:B:12:MET:HE3	2:B:12:MET:HG2	10	0.2
(1,2268)	2:B:12:MET:HE2	2:B:12:MET:HG2	10	0.2
(1,2056)	2:B:27:PHE:HA	2:B:75:TYR:HD1	1	0.2
(1,2056)	2:B:27:PHE:HA	2:B:75:TYR:HD2	1	0.2
(1,2024)	2:A:29:LEU:HD13	2:A:72:PHE:HE1	6	0.2
(1,2024)	2:A:29:LEU:HD13	2:A:72:PHE:HE2	6	0.2
(1,2024)	2:A:29:LEU:HD12	2:A:72:PHE:HE1	6	0.2
(1,2024)	2:A:29:LEU:HD12	2:A:72:PHE:HE2	6	0.2
(1,2024)	2:A:29:LEU:HD11	2:A:72:PHE:HE1	6	0.2
(1,2024)	2:A:29:LEU:HD11	2:A:72:PHE:HE2	6	0.2

Continued on next page...

Continued from previous page...

Key	Atom-1	Atom-2	Model ID	Violation (Å)
(1,2024)	2:A:29:LEU:HD13	2:A:72:PHE:HE1	11	0.2
(1,2024)	2:A:29:LEU:HD13	2:A:72:PHE:HE2	11	0.2
(1,2024)	2:A:29:LEU:HD12	2:A:72:PHE:HE1	11	0.2
(1,2024)	2:A:29:LEU:HD12	2:A:72:PHE:HE2	11	0.2
(1,2024)	2:A:29:LEU:HD11	2:A:72:PHE:HE1	11	0.2
(1,2024)	2:A:29:LEU:HD11	2:A:72:PHE:HE2	11	0.2
(1,1820)	2:B:36:GLU:HB3	2:B:15:THR:HG22	19	0.2
(1,1820)	2:B:36:GLU:HB3	2:B:15:THR:HG23	19	0.2
(1,1820)	2:B:36:GLU:HB3	2:B:15:THR:HG21	19	0.2
(1,1820)	2:B:36:GLU:HB2	2:B:15:THR:HG22	19	0.2
(1,1820)	2:B:36:GLU:HB2	2:B:15:THR:HG21	19	0.2
(1,1403)	2:A:49:ARG:HA	2:A:54:ALA:HB2	9	0.2
(1,1403)	2:A:49:ARG:HA	2:A:54:ALA:HB3	9	0.2
(1,1403)	2:A:49:ARG:HA	2:A:54:ALA:HB1	9	0.2
(1,1373)	2:A:50:THR:HA	2:A:55:PHE:HD1	7	0.2
(1,1373)	2:A:50:THR:HA	2:A:55:PHE:HD2	7	0.2
(1,1102)	2:B:59:MET:HE3	2:B:34:LEU:H	10	0.2
(1,1102)	2:B:59:MET:HE1	2:B:34:LEU:H	10	0.2
(1,1102)	2:B:59:MET:HE2	2:B:34:LEU:H	10	0.2
(1,1098)	2:B:59:MET:HE1	2:B:62:LEU:H	15	0.2
(1,1098)	2:B:59:MET:HE2	2:B:62:LEU:H	15	0.2
(1,1098)	2:B:59:MET:HE3	2:B:62:LEU:H	15	0.2
(1,1096)	2:B:59:MET:HE1	2:B:75:TYR:HD1	20	0.2
(1,1096)	2:B:59:MET:HE1	2:B:75:TYR:HD2	20	0.2
(1,1096)	2:B:59:MET:HE3	2:B:75:TYR:HD1	20	0.2
(1,1096)	2:B:59:MET:HE3	2:B:75:TYR:HD2	20	0.2
(1,1096)	2:B:59:MET:HE2	2:B:75:TYR:HD1	20	0.2
(1,1096)	2:B:59:MET:HE2	2:B:75:TYR:HD2	20	0.2
(1,1093)	2:B:59:MET:HE3	2:B:30:ASN:HD22	13	0.2
(1,1093)	2:B:59:MET:HE2	2:B:30:ASN:HD22	13	0.2
(1,1093)	2:B:59:MET:HE3	2:B:30:ASN:HD22	15	0.2
(1,1093)	2:B:59:MET:HE2	2:B:30:ASN:HD22	15	0.2
(1,1093)	2:B:59:MET:HE3	2:B:30:ASN:HD22	18	0.2
(1,1093)	2:B:59:MET:HE2	2:B:30:ASN:HD22	18	0.2
(1,1085)	2:B:59:MET:HE2	2:B:31:LYS:HA	20	0.2
(1,1085)	2:B:59:MET:HE1	2:B:31:LYS:HA	20	0.2
(1,1085)	2:B:59:MET:HE3	2:B:31:LYS:HA	20	0.2
(2,46)	1:C:1916:SER:H	1:C:1912:ARG:HB2	4	0.19
(2,27)	2:B:47:GLY:H	1:C:1929:VAL:HA	15	0.19
(2,18)	2:A:28:LYS:HD3	2:A:20:SER:HB2	17	0.19
(2,15)	2:A:35:LYS:HE3	2:A:50:THR:HB	3	0.19
(2,15)	2:A:35:LYS:HE3	2:A:50:THR:HB	9	0.19

Continued on next page...

Continued from previous page...

Key	Atom-1	Atom-2	Model ID	Violation (Å)
(2,1)	2:B:91:GLU:HA	2:A:27:PHE:HD1	15	0.19
(2,1)	2:B:91:GLU:HA	2:A:27:PHE:HD2	15	0.19
(1,944)	2:B:62:LEU:HD22	2:B:70:VAL:HB	1	0.19
(1,944)	2:B:62:LEU:HD21	2:B:70:VAL:HB	1	0.19
(1,944)	2:B:62:LEU:HD23	2:B:70:VAL:HB	1	0.19
(1,819)	2:B:68:ASN:HA	2:B:68:ASN:HB3	2	0.19
(1,819)	2:B:68:ASN:HA	2:B:68:ASN:HB3	11	0.19
(1,6968)	2:A:17:HIS:H	2:A:26:LYS:HE3	10	0.19
(1,6968)	2:A:17:HIS:H	2:A:26:LYS:HE2	10	0.19
(1,6968)	2:A:17:HIS:H	2:A:75:TYR:HB3	10	0.19
(1,6968)	2:A:17:HIS:H	2:B:90:PHE:HB2	10	0.19
(1,6824)	2:A:73:GLN:H	2:A:75:TYR:HD1	6	0.19
(1,6824)	2:A:73:GLN:H	2:A:75:TYR:HD2	6	0.19
(1,6824)	2:A:73:GLN:H	2:A:72:PHE:HZ	6	0.19
(1,6824)	2:A:73:GLN:H	2:A:75:TYR:HD1	10	0.19
(1,6824)	2:A:73:GLN:H	2:A:75:TYR:HD2	10	0.19
(1,6824)	2:A:73:GLN:H	2:A:72:PHE:HZ	10	0.19
(1,6824)	2:A:73:GLN:H	2:A:75:TYR:HD1	16	0.19
(1,6824)	2:A:73:GLN:H	2:A:75:TYR:HD2	16	0.19
(1,6824)	2:A:73:GLN:H	2:A:72:PHE:HZ	16	0.19
(1,6824)	2:A:73:GLN:H	2:A:75:TYR:HD1	18	0.19
(1,6824)	2:A:73:GLN:H	2:A:75:TYR:HD2	18	0.19
(1,6824)	2:A:73:GLN:H	2:A:72:PHE:HZ	18	0.19
(1,6695)	2:A:99:ARG:H	2:A:98:PRO:HA	14	0.19
(1,6695)	2:B:99:ARG:H	2:B:98:PRO:HA	14	0.19
(1,6650)	2:A:101:LYS:H	2:A:100:LYS:HA	20	0.19
(1,6650)	2:B:101:LYS:H	2:B:100:LYS:HA	20	0.19
(1,6631)	2:A:4:PRO:HA	2:B:8:ALA:H	7	0.19
(1,6631)	2:A:4:PRO:HA	2:B:7:LYS:H	7	0.19
(1,6457)	2:A:12:MET:HE1	2:A:8:ALA:HA	8	0.19
(1,6457)	2:A:12:MET:HE1	2:B:8:ALA:HA	8	0.19
(1,6457)	2:A:12:MET:HE2	2:A:8:ALA:HA	8	0.19
(1,6457)	2:A:12:MET:HE3	2:A:8:ALA:HA	8	0.19
(1,6457)	2:A:12:MET:HE1	2:B:9:LEU:HA	8	0.19
(1,6457)	2:A:12:MET:HE2	2:B:8:ALA:HA	8	0.19
(1,6457)	2:A:12:MET:HE3	2:B:8:ALA:HA	8	0.19
(1,6449)	2:A:12:MET:HE2	2:A:9:LEU:HD12	3	0.19
(1,6449)	2:A:12:MET:HE2	2:A:9:LEU:HD13	3	0.19
(1,6449)	2:A:12:MET:HE2	2:A:9:LEU:HD11	3	0.19
(1,6449)	2:A:12:MET:HE1	2:A:9:LEU:HD12	3	0.19
(1,6449)	2:A:12:MET:HE1	2:A:9:LEU:HD13	3	0.19
(1,6449)	2:A:12:MET:HE3	2:A:9:LEU:HD12	3	0.19

Continued on next page...

Continued from previous page...

Key	Atom-1	Atom-2	Model ID	Violation (Å)
(1,6449)	2:A:12:MET:HE1	2:A:9:LEU:HD11	3	0.19
(1,6449)	2:A:12:MET:HE3	2:A:9:LEU:HD13	3	0.19
(1,6449)	2:A:12:MET:HE3	2:A:9:LEU:HD11	3	0.19
(1,6449)	2:A:12:MET:HE1	2:B:9:LEU:HD13	3	0.19
(1,6449)	2:A:12:MET:HE1	2:B:9:LEU:HD12	3	0.19
(1,6449)	2:A:12:MET:HE3	2:B:9:LEU:HD13	3	0.19
(1,6449)	2:A:12:MET:HE2	2:A:9:LEU:HD12	11	0.19
(1,6449)	2:A:12:MET:HE2	2:A:9:LEU:HD13	11	0.19
(1,6449)	2:A:12:MET:HE2	2:A:9:LEU:HD11	11	0.19
(1,6449)	2:A:12:MET:HE1	2:A:9:LEU:HD12	11	0.19
(1,6449)	2:A:12:MET:HE1	2:A:9:LEU:HD13	11	0.19
(1,6449)	2:A:12:MET:HE3	2:A:9:LEU:HD12	11	0.19
(1,6449)	2:A:12:MET:HE1	2:A:9:LEU:HD11	11	0.19
(1,6449)	2:A:12:MET:HE3	2:A:9:LEU:HD13	11	0.19
(1,6449)	2:A:12:MET:HE3	2:A:9:LEU:HD11	11	0.19
(1,6449)	2:A:12:MET:HE1	2:B:9:LEU:HD13	11	0.19
(1,6449)	2:A:12:MET:HE1	2:B:9:LEU:HD12	11	0.19
(1,6449)	2:A:12:MET:HE3	2:B:9:LEU:HD13	11	0.19
(1,6449)	2:A:12:MET:HE2	2:A:9:LEU:HD12	14	0.19
(1,6449)	2:A:12:MET:HE2	2:A:9:LEU:HD13	14	0.19
(1,6449)	2:A:12:MET:HE2	2:A:9:LEU:HD11	14	0.19
(1,6449)	2:A:12:MET:HE1	2:A:9:LEU:HD12	14	0.19
(1,6449)	2:A:12:MET:HE1	2:A:9:LEU:HD13	14	0.19
(1,6449)	2:A:12:MET:HE3	2:A:9:LEU:HD12	14	0.19
(1,6449)	2:A:12:MET:HE1	2:A:9:LEU:HD11	14	0.19
(1,6449)	2:A:12:MET:HE3	2:A:9:LEU:HD13	14	0.19
(1,6449)	2:A:12:MET:HE3	2:A:9:LEU:HD11	14	0.19
(1,6449)	2:A:12:MET:HE1	2:B:9:LEU:HD13	14	0.19
(1,6449)	2:A:12:MET:HE1	2:B:9:LEU:HD12	14	0.19
(1,6449)	2:A:12:MET:HE3	2:B:9:LEU:HD13	14	0.19
(1,6449)	2:A:12:MET:HE2	2:A:9:LEU:HD12	15	0.19
(1,6449)	2:A:12:MET:HE2	2:A:9:LEU:HD13	15	0.19
(1,6449)	2:A:12:MET:HE2	2:A:9:LEU:HD11	15	0.19
(1,6449)	2:A:12:MET:HE1	2:A:9:LEU:HD12	15	0.19
(1,6449)	2:A:12:MET:HE1	2:A:9:LEU:HD13	15	0.19
(1,6449)	2:A:12:MET:HE3	2:A:9:LEU:HD12	15	0.19
(1,6449)	2:A:12:MET:HE1	2:A:9:LEU:HD11	15	0.19
(1,6449)	2:A:12:MET:HE3	2:A:9:LEU:HD13	15	0.19
(1,6449)	2:A:12:MET:HE3	2:A:9:LEU:HD11	15	0.19
(1,6449)	2:A:12:MET:HE1	2:B:9:LEU:HD13	15	0.19
(1,6449)	2:A:12:MET:HE1	2:B:9:LEU:HD12	15	0.19
(1,6449)	2:A:12:MET:HE3	2:B:9:LEU:HD13	15	0.19

Continued on next page...

Continued from previous page...

Key	Atom-1	Atom-2	Model ID	Violation (Å)
(1,6419)	2:A:13:VAL:HG23	2:B:91:GLU:HB3	17	0.19
(1,6419)	2:A:13:VAL:HG22	2:B:91:GLU:HB3	17	0.19
(1,6419)	2:A:13:VAL:HG21	2:B:91:GLU:HB3	17	0.19
(1,6419)	2:A:13:VAL:HG22	2:A:18:LYS:HB3	17	0.19
(1,6419)	2:A:13:VAL:HG21	2:A:18:LYS:HB3	17	0.19
(1,6419)	2:B:13:VAL:HG21	2:A:5:LEU:HG	17	0.19
(1,6419)	2:B:13:VAL:HG22	2:A:5:LEU:HG	17	0.19
(1,6419)	2:A:13:VAL:HG23	2:A:18:LYS:HB3	17	0.19
(1,6415)	2:A:13:VAL:HG13	2:A:72:PHE:HA	6	0.19
(1,6415)	2:A:13:VAL:HG11	2:A:72:PHE:HA	6	0.19
(1,6415)	2:A:13:VAL:HG12	2:A:72:PHE:HA	6	0.19
(1,6415)	2:A:13:VAL:HG12	2:B:89:PHE:HB2	6	0.19
(1,6415)	2:A:13:VAL:HG13	2:B:89:PHE:HB2	6	0.19
(1,6415)	2:A:13:VAL:HG13	2:A:72:PHE:HA	17	0.19
(1,6415)	2:A:13:VAL:HG11	2:A:72:PHE:HA	17	0.19
(1,6415)	2:A:13:VAL:HG12	2:A:72:PHE:HA	17	0.19
(1,6415)	2:A:13:VAL:HG12	2:B:89:PHE:HB2	17	0.19
(1,6415)	2:A:13:VAL:HG13	2:B:89:PHE:HB2	17	0.19
(1,6415)	2:A:13:VAL:HG13	2:A:72:PHE:HA	20	0.19
(1,6415)	2:A:13:VAL:HG11	2:A:72:PHE:HA	20	0.19
(1,6415)	2:A:13:VAL:HG12	2:A:72:PHE:HA	20	0.19
(1,6415)	2:A:13:VAL:HG12	2:B:89:PHE:HB2	20	0.19
(1,6415)	2:A:13:VAL:HG13	2:B:89:PHE:HB2	20	0.19
(1,6284)	2:A:26:LYS:HB2	2:A:26:LYS:HE2	18	0.19
(1,6284)	2:B:26:LYS:HB2	2:B:26:LYS:HE2	18	0.19
(1,6284)	2:A:26:LYS:HB2	2:A:26:LYS:HE3	18	0.19
(1,6284)	2:B:26:LYS:HB2	2:B:26:LYS:HE3	18	0.19
(1,6176)	2:A:34:LEU:HD12	2:A:33:GLU:HB2	10	0.19
(1,6176)	2:A:34:LEU:HD12	2:A:36:GLU:HB2	10	0.19
(1,6176)	2:A:34:LEU:HD11	2:A:36:GLU:HB2	10	0.19
(1,6176)	2:A:34:LEU:HD13	2:A:36:GLU:HB2	10	0.19
(1,6176)	2:A:34:LEU:HD12	2:A:36:GLU:HB3	10	0.19
(1,6176)	2:A:34:LEU:HD11	2:A:36:GLU:HB3	10	0.19
(1,6176)	2:A:34:LEU:HD13	2:A:36:GLU:HB3	10	0.19
(1,6101)	2:B:38:LEU:HD22	2:B:35:LYS:H	13	0.19
(1,6101)	2:B:38:LEU:HD23	2:B:35:LYS:H	13	0.19
(1,6101)	2:B:38:LEU:HD21	2:B:35:LYS:H	13	0.19
(1,6101)	2:B:38:LEU:HD22	1:C:1930:VAL:H	13	0.19
(1,6101)	2:B:38:LEU:HD23	1:C:1930:VAL:H	13	0.19
(1,6052)	2:B:42:LEU:HD11	2:B:45:PHE:HZ	12	0.19
(1,6052)	2:B:42:LEU:HD13	2:B:45:PHE:HZ	12	0.19
(1,6052)	2:B:42:LEU:HD12	2:B:45:PHE:HZ	12	0.19

Continued on next page...

Continued from previous page...

Key	Atom-1	Atom-2	Model ID	Violation (Å)
(1,6052)	2:B:42:LEU:HD12	1:C:1928:PHE:HZ	12	0.19
(1,5948)	2:A:59:MET:HE2	2:A:69:GLU:H	1	0.19
(1,5948)	2:A:59:MET:HE3	2:A:69:GLU:H	1	0.19
(1,5948)	2:A:59:MET:HE3	2:A:63:ASP:H	1	0.19
(1,5948)	2:A:59:MET:HE1	2:A:69:GLU:H	1	0.19
(1,5948)	2:A:59:MET:HE1	2:A:63:ASP:H	1	0.19
(1,5812)	2:B:79:LEU:HD13	2:B:75:TYR:HA	11	0.19
(1,5812)	2:B:79:LEU:HD12	2:A:5:LEU:HA	11	0.19
(1,5812)	2:B:79:LEU:HD11	2:A:5:LEU:HA	11	0.19
(1,5812)	2:B:79:LEU:HD13	2:A:5:LEU:HA	11	0.19
(1,577)	2:B:46:LEU:HD23	2:B:43:PRO:HB2	3	0.19
(1,577)	2:B:46:LEU:HD22	2:B:43:PRO:HB2	3	0.19
(1,5768)	2:B:83:ALA:HB1	2:B:79:LEU:HA	12	0.19
(1,5768)	2:B:83:ALA:HB2	2:B:79:LEU:HA	12	0.19
(1,5768)	2:A:83:ALA:HB1	2:B:75:TYR:HB2	12	0.19
(1,5768)	2:A:83:ALA:HB3	2:B:75:TYR:HB2	12	0.19
(1,5768)	2:A:83:ALA:HB2	2:B:75:TYR:HB2	12	0.19
(1,5768)	2:A:83:ALA:HB3	2:B:79:LEU:HA	12	0.19
(1,5768)	2:A:83:ALA:HB2	2:B:79:LEU:HA	12	0.19
(1,5768)	2:A:83:ALA:HB1	2:B:79:LEU:HA	12	0.19
(1,5758)	2:B:84:MET:HE1	2:A:73:GLN:H	20	0.19
(1,5758)	2:B:84:MET:HE3	2:A:73:GLN:H	20	0.19
(1,5758)	2:B:84:MET:HE2	2:A:73:GLN:H	20	0.19
(1,5758)	2:B:84:MET:HE1	2:A:80:SER:H	20	0.19
(1,5758)	2:B:84:MET:HE3	2:A:80:SER:H	20	0.19
(1,5752)	2:A:84:MET:HE2	2:A:86:CYS:H	18	0.19
(1,5752)	2:A:84:MET:HE1	2:A:86:CYS:H	18	0.19
(1,5752)	2:A:84:MET:HE3	2:A:77:VAL:H	18	0.19
(1,5752)	2:A:84:MET:HE1	2:A:77:VAL:H	18	0.19
(1,5654)	1:C:1900:LEU:HD21	2:A:78:PHE:HE1	14	0.19
(1,5654)	1:C:1900:LEU:HD21	2:A:78:PHE:HE2	14	0.19
(1,5654)	1:C:1900:LEU:HD22	2:A:78:PHE:HE1	14	0.19
(1,5654)	1:C:1900:LEU:HD22	2:A:78:PHE:HE2	14	0.19
(1,5654)	1:C:1900:LEU:HD23	2:A:78:PHE:HE1	14	0.19
(1,5654)	1:C:1900:LEU:HD23	2:A:78:PHE:HE2	14	0.19
(1,5652)	1:C:1900:LEU:HD21	2:A:59:MET:H	15	0.19
(1,5652)	1:C:1900:LEU:HD22	2:A:59:MET:H	15	0.19
(1,5652)	1:C:1900:LEU:HD23	2:A:59:MET:H	15	0.19
(1,5621)	1:C:1903:ALA:HB1	1:C:1899:GLU:HG3	7	0.19
(1,5621)	1:C:1903:ALA:HB2	1:C:1899:GLU:HG3	7	0.19
(1,5621)	1:C:1903:ALA:HB3	1:C:1899:GLU:HG3	7	0.19
(1,5621)	1:C:1903:ALA:HB1	1:C:1899:GLU:HG3	12	0.19

Continued on next page...

Continued from previous page...

Key	Atom-1	Atom-2	Model ID	Violation (Å)
(1,5621)	1:C:1903:ALA:HB2	1:C:1899:GLU:HG3	12	0.19
(1,5621)	1:C:1903:ALA:HB3	1:C:1899:GLU:HG3	12	0.19
(1,5621)	1:C:1903:ALA:HB1	1:C:1899:GLU:HG3	17	0.19
(1,5621)	1:C:1903:ALA:HB2	1:C:1899:GLU:HG3	17	0.19
(1,5621)	1:C:1903:ALA:HB3	1:C:1899:GLU:HG3	17	0.19
(1,5546)	1:C:1907:ALA:HB1	2:A:85:MET:HE2	10	0.19
(1,5546)	1:C:1907:ALA:HB2	2:A:85:MET:HE2	10	0.19
(1,5546)	1:C:1907:ALA:HB3	2:A:85:MET:HE2	10	0.19
(1,5546)	1:C:1907:ALA:HB1	2:A:85:MET:HE3	10	0.19
(1,5546)	1:C:1907:ALA:HB2	2:A:85:MET:HE3	10	0.19
(1,5546)	1:C:1907:ALA:HB3	2:A:85:MET:HE3	10	0.19
(1,5546)	1:C:1907:ALA:HB1	2:A:85:MET:HE1	10	0.19
(1,5546)	1:C:1907:ALA:HB2	2:A:85:MET:HE1	10	0.19
(1,5546)	1:C:1907:ALA:HB3	2:A:85:MET:HE1	10	0.19
(1,5462)	1:C:1911:ASN:HB3	1:C:1914:VAL:HG21	14	0.19
(1,5462)	1:C:1911:ASN:HB3	1:C:1914:VAL:HG22	14	0.19
(1,5462)	1:C:1911:ASN:HB3	1:C:1914:VAL:HG23	14	0.19
(1,5360)	1:C:1917:LEU:HD21	1:C:1918:LYS:HE3	7	0.19
(1,5360)	1:C:1917:LEU:HD22	1:C:1918:LYS:HE3	7	0.19
(1,5360)	1:C:1917:LEU:HD23	1:C:1918:LYS:HE3	7	0.19
(1,5360)	1:C:1917:LEU:HD21	1:C:1918:LYS:HE2	7	0.19
(1,5360)	1:C:1917:LEU:HD22	1:C:1918:LYS:HE2	7	0.19
(1,5360)	1:C:1917:LEU:HD23	1:C:1918:LYS:HE2	7	0.19
(1,5350)	1:C:1917:LEU:HD11	2:B:62:LEU:HD12	14	0.19
(1,5350)	1:C:1917:LEU:HD12	2:B:62:LEU:HD12	14	0.19
(1,5350)	1:C:1917:LEU:HD13	2:B:62:LEU:HD12	14	0.19
(1,5350)	1:C:1917:LEU:HD11	2:B:62:LEU:HD11	14	0.19
(1,5350)	1:C:1917:LEU:HD12	2:B:62:LEU:HD11	14	0.19
(1,5350)	1:C:1917:LEU:HD13	2:B:62:LEU:HD11	14	0.19
(1,5350)	1:C:1917:LEU:HD11	2:B:62:LEU:HD13	14	0.19
(1,5350)	1:C:1917:LEU:HD12	2:B:62:LEU:HD13	14	0.19
(1,5350)	1:C:1917:LEU:HD13	2:B:62:LEU:HD13	14	0.19
(1,5347)	1:C:1917:LEU:HD21	2:B:78:PHE:HA	12	0.19
(1,5347)	1:C:1917:LEU:HD22	2:B:78:PHE:HA	12	0.19
(1,5347)	1:C:1917:LEU:HD23	2:B:78:PHE:HA	12	0.19
(1,5191)	1:C:1929:VAL:HG11	1:C:1931:PRO:HD3	20	0.19
(1,5191)	1:C:1929:VAL:HG12	1:C:1931:PRO:HD3	20	0.19
(1,5191)	1:C:1929:VAL:HG13	1:C:1931:PRO:HD3	20	0.19
(1,5169)	1:C:1929:VAL:HG11	2:B:48:LYS:H	7	0.19
(1,5169)	1:C:1929:VAL:HG12	2:B:48:LYS:H	7	0.19
(1,5169)	1:C:1929:VAL:HG13	2:B:48:LYS:H	7	0.19
(1,5120)	1:C:1934:MET:HE1	2:A:9:LEU:HD12	12	0.19

Continued on next page...

Continued from previous page...

Key	Atom-1	Atom-2	Model ID	Violation (Å)
(1,5120)	1:C:1934:MET:HE2	2:A:9:LEU:HD12	12	0.19
(1,5120)	1:C:1934:MET:HE3	2:A:9:LEU:HD12	12	0.19
(1,5120)	1:C:1934:MET:HE1	2:A:9:LEU:HD13	12	0.19
(1,5120)	1:C:1934:MET:HE2	2:A:9:LEU:HD13	12	0.19
(1,5120)	1:C:1934:MET:HE3	2:A:9:LEU:HD13	12	0.19
(1,5120)	1:C:1934:MET:HE1	2:A:9:LEU:HD11	12	0.19
(1,5120)	1:C:1934:MET:HE2	2:A:9:LEU:HD11	12	0.19
(1,5120)	1:C:1934:MET:HE3	2:A:9:LEU:HD11	12	0.19
(1,5115)	1:C:1934:MET:HE1	1:C:1933:ARG:HA	11	0.19
(1,5115)	1:C:1934:MET:HE2	1:C:1933:ARG:HA	11	0.19
(1,5115)	1:C:1934:MET:HE3	1:C:1933:ARG:HA	11	0.19
(1,5098)	1:C:1935:ALA:HB1	1:C:1933:ARG:HD3	9	0.19
(1,5098)	1:C:1935:ALA:HB2	1:C:1933:ARG:HD3	9	0.19
(1,5098)	1:C:1935:ALA:HB3	1:C:1933:ARG:HD3	9	0.19
(1,5089)	1:C:1898:ARG:H	1:C:1898:ARG:HB3	20	0.19
(1,5079)	1:C:1899:GLU:H	1:C:1898:ARG:HA	6	0.19
(1,4982)	1:C:1911:ASN:HD22	1:C:1915:SER:HA	7	0.19
(1,4982)	1:C:1911:ASN:HD22	2:B:84:MET:HA	7	0.19
(1,4899)	1:C:1919:ASN:H	1:C:1922:ARG:HB3	15	0.19
(1,4879)	1:C:1920:LYS:H	1:C:1926:LEU:HG	15	0.19
(1,4717)	1:C:1898:ARG:H	1:C:1898:ARG:HB2	9	0.19
(1,4691)	2:B:74:GLU:HG3	1:C:1921:LEU:HD11	3	0.19
(1,4691)	2:B:74:GLU:HG3	1:C:1921:LEU:HD12	3	0.19
(1,4691)	2:B:74:GLU:HG3	1:C:1921:LEU:HD13	3	0.19
(1,4691)	2:B:76:CYS:HB3	1:C:1921:LEU:HD11	3	0.19
(1,4691)	2:B:76:CYS:HB3	1:C:1921:LEU:HD12	3	0.19
(1,4691)	2:B:76:CYS:HB3	1:C:1921:LEU:HD13	3	0.19
(1,4691)	2:B:74:GLU:HG3	1:C:1926:LEU:HD11	3	0.19
(1,4691)	2:B:74:GLU:HG3	1:C:1926:LEU:HD12	3	0.19
(1,4691)	2:B:74:GLU:HG3	1:C:1926:LEU:HD13	3	0.19
(1,4599)	1:C:1917:LEU:HD21	1:C:1914:VAL:HA	8	0.19
(1,4599)	1:C:1917:LEU:HD22	1:C:1914:VAL:HA	8	0.19
(1,4599)	1:C:1917:LEU:HD23	1:C:1914:VAL:HA	8	0.19
(1,4589)	1:C:1918:LYS:HD2	1:C:1915:SER:HB2	10	0.19
(1,4570)	1:C:1920:LYS:HG3	1:C:1917:LEU:HD11	1	0.19
(1,4570)	1:C:1920:LYS:HG3	1:C:1917:LEU:HD12	1	0.19
(1,4570)	1:C:1920:LYS:HG3	1:C:1917:LEU:HD13	1	0.19
(1,4484)	2:B:57:LYS:HD3	1:C:1924:GLY:H	9	0.19
(1,4484)	2:A:83:ALA:HB3	1:C:1909:ALA:H	9	0.19
(1,4484)	2:A:83:ALA:HB2	1:C:1909:ALA:H	9	0.19
(1,4484)	2:A:83:ALA:HB1	1:C:1909:ALA:H	9	0.19
(1,4484)	2:A:87:ASN:HB3	1:C:1909:ALA:H	9	0.19

Continued on next page...

Continued from previous page...

Key	Atom-1	Atom-2	Model ID	Violation (Å)
(1,4484)	1:C:1898:ARG:HG2	1:C:1909:ALA:H	9	0.19
(1,4484)	1:C:1898:ARG:HG3	1:C:1909:ALA:H	9	0.19
(1,4390)	1:C:1928:PHE:HZ	1:C:1929:VAL:HG11	16	0.19
(1,4390)	1:C:1928:PHE:HZ	1:C:1929:VAL:HG12	16	0.19
(1,4390)	1:C:1928:PHE:HZ	1:C:1929:VAL:HG13	16	0.19
(1,4150)	2:B:61:ASN:HA	1:C:1926:LEU:HG	17	0.19
(1,4150)	2:B:61:ASN:HA	1:C:1921:LEU:HB3	17	0.19
(1,4149)	2:B:61:ASN:HA	1:C:1921:LEU:HD11	1	0.19
(1,4149)	2:B:61:ASN:HA	1:C:1921:LEU:HD12	1	0.19
(1,4149)	2:B:61:ASN:HA	1:C:1921:LEU:HD13	1	0.19
(1,4088)	2:B:84:MET:HE3	1:C:1913:GLU:HG3	9	0.19
(1,4088)	2:B:84:MET:HE1	1:C:1913:GLU:HG3	9	0.19
(1,4088)	2:B:84:MET:HE2	1:C:1913:GLU:HG3	9	0.19
(1,4088)	2:B:84:MET:HE3	1:C:1913:GLU:HG3	18	0.19
(1,4088)	2:B:84:MET:HE1	1:C:1913:GLU:HG3	18	0.19
(1,4088)	2:B:84:MET:HE2	1:C:1913:GLU:HG3	18	0.19
(1,4088)	2:B:84:MET:HE3	1:C:1913:GLU:HG3	19	0.19
(1,4088)	2:B:84:MET:HE1	1:C:1913:GLU:HG3	19	0.19
(1,4088)	2:B:84:MET:HE2	1:C:1913:GLU:HG3	19	0.19
(1,4086)	2:B:84:MET:HE2	1:C:1918:LYS:HD3	1	0.19
(1,4086)	2:B:84:MET:HE1	1:C:1918:LYS:HD3	1	0.19
(1,4086)	2:B:84:MET:HE3	1:C:1918:LYS:HD3	1	0.19
(1,4065)	2:B:85:MET:HE1	1:C:1930:VAL:HA	12	0.19
(1,4065)	2:B:85:MET:HE3	1:C:1930:VAL:HA	12	0.19
(1,4065)	2:B:85:MET:HE2	1:C:1930:VAL:HA	12	0.19
(1,4061)	2:B:85:MET:HE1	1:C:1928:PHE:HB2	19	0.19
(1,4061)	2:B:85:MET:HE3	1:C:1928:PHE:HB2	19	0.19
(1,4060)	2:B:85:MET:HE1	1:C:1928:PHE:HB3	2	0.19
(1,4060)	2:B:85:MET:HE3	1:C:1928:PHE:HB3	2	0.19
(1,4060)	2:B:85:MET:HE1	1:C:1928:PHE:HB3	18	0.19
(1,4060)	2:B:85:MET:HE3	1:C:1928:PHE:HB3	18	0.19
(1,4056)	2:B:85:MET:HE2	1:C:1922:ARG:HG2	16	0.19
(1,4056)	2:B:85:MET:HE1	1:C:1922:ARG:HG2	16	0.19
(1,4055)	2:B:85:MET:HE2	1:C:1918:LYS:HG2	17	0.19
(1,4049)	2:A:85:MET:HE2	1:C:1899:GLU:H	15	0.19
(1,4049)	2:A:85:MET:HE3	1:C:1899:GLU:H	15	0.19
(1,4049)	2:A:85:MET:HE1	1:C:1899:GLU:H	15	0.19
(1,3979)	2:B:62:LEU:HD13	1:C:1918:LYS:HD3	5	0.19
(1,3979)	2:B:62:LEU:HD12	1:C:1918:LYS:HD3	5	0.19
(1,3979)	2:B:62:LEU:HD11	1:C:1918:LYS:HD3	5	0.19
(1,3979)	2:B:62:LEU:HD12	1:C:1920:LYS:HG3	5	0.19
(1,3979)	2:B:62:LEU:HD13	1:C:1920:LYS:HG3	5	0.19

Continued on next page...

Continued from previous page...

Key	Atom-1	Atom-2	Model ID	Violation (Å)
(1,3979)	2:B:62:LEU:HD11	1:C:1920:LYS:HG3	5	0.19
(1,3882)	2:A:19:TYR:HE1	2:A:36:GLU:HG2	11	0.19
(1,3882)	2:A:19:TYR:HE2	2:A:36:GLU:HG2	11	0.19
(1,3820)	2:A:78:PHE:H	2:A:78:PHE:HE1	3	0.19
(1,3820)	2:A:78:PHE:H	2:A:78:PHE:HE2	3	0.19
(1,3820)	2:A:78:PHE:H	2:A:78:PHE:HE1	5	0.19
(1,3820)	2:A:78:PHE:H	2:A:78:PHE:HE2	5	0.19
(1,3820)	2:A:78:PHE:H	2:A:78:PHE:HE1	7	0.19
(1,3820)	2:A:78:PHE:H	2:A:78:PHE:HE2	7	0.19
(1,3820)	2:A:78:PHE:H	2:A:78:PHE:HE1	8	0.19
(1,3820)	2:A:78:PHE:H	2:A:78:PHE:HE2	8	0.19
(1,3820)	2:A:78:PHE:H	2:A:78:PHE:HE1	9	0.19
(1,3820)	2:A:78:PHE:H	2:A:78:PHE:HE2	9	0.19
(1,3761)	2:B:96:LYS:H	2:B:96:LYS:HB3	8	0.19
(1,3224)	2:A:93:PHE:H	2:A:93:PHE:HB3	3	0.19
(1,3224)	2:A:93:PHE:H	2:A:93:PHE:HB3	19	0.19
(1,3163)	2:A:86:CYS:H	2:B:9:LEU:HB2	19	0.19
(1,3075)	2:A:74:GLU:H	2:A:70:VAL:HB	2	0.19
(1,2993)	2:A:62:LEU:H	2:A:60:SER:HB3	11	0.19
(1,2904)	2:A:51:ASP:H	2:A:46:LEU:HB3	9	0.19
(1,2904)	2:A:51:ASP:H	2:A:46:LEU:HB3	11	0.19
(1,2904)	2:A:51:ASP:H	2:A:46:LEU:HB3	13	0.19
(1,2904)	2:A:51:ASP:H	2:A:46:LEU:HB3	14	0.19
(1,248)	2:B:84:MET:HE1	2:B:80:SER:HB3	13	0.19
(1,248)	2:B:84:MET:HE2	2:B:80:SER:HB3	13	0.19
(1,246)	2:B:84:MET:HE2	1:C:1918:LYS:HE2	10	0.19
(1,246)	2:B:84:MET:HE2	1:C:1918:LYS:HE3	10	0.19
(1,243)	2:B:84:MET:HE2	2:B:85:MET:HB2	3	0.19
(1,243)	2:B:84:MET:HE1	2:B:85:MET:HB2	3	0.19
(1,243)	2:B:84:MET:HE2	2:B:85:MET:HB2	7	0.19
(1,243)	2:B:84:MET:HE1	2:B:85:MET:HB2	7	0.19
(1,243)	2:B:84:MET:HE2	2:B:85:MET:HB2	11	0.19
(1,243)	2:B:84:MET:HE1	2:B:85:MET:HB2	11	0.19
(1,243)	2:B:84:MET:HE2	2:B:85:MET:HB2	15	0.19
(1,243)	2:B:84:MET:HE1	2:B:85:MET:HB2	15	0.19
(1,235)	2:B:84:MET:HA	2:A:72:PHE:HE1	6	0.19
(1,235)	2:B:84:MET:HA	2:A:72:PHE:HE2	6	0.19
(1,235)	2:B:84:MET:HA	2:A:72:PHE:HE1	10	0.19
(1,235)	2:B:84:MET:HA	2:A:72:PHE:HE2	10	0.19
(1,2281)	2:B:12:MET:HE3	2:B:76:CYS:H	2	0.19
(1,2281)	2:B:12:MET:HE2	2:B:76:CYS:H	2	0.19
(1,2281)	2:B:12:MET:HE1	2:B:76:CYS:H	2	0.19

Continued on next page...

Continued from previous page...

Key	Atom-1	Atom-2	Model ID	Violation (Å)
(1,2281)	2:B:12:MET:HE3	2:B:76:CYS:H	13	0.19
(1,2281)	2:B:12:MET:HE2	2:B:76:CYS:H	13	0.19
(1,2281)	2:B:12:MET:HE1	2:B:76:CYS:H	13	0.19
(1,2280)	2:B:12:MET:HE3	2:A:84:MET:H	14	0.19
(1,2280)	2:B:12:MET:HE2	2:A:84:MET:H	14	0.19
(1,2280)	2:B:12:MET:HE1	2:A:84:MET:H	14	0.19
(1,2280)	2:B:12:MET:HE3	2:A:84:MET:H	19	0.19
(1,2280)	2:B:12:MET:HE2	2:A:84:MET:H	19	0.19
(1,2280)	2:B:12:MET:HE1	2:A:84:MET:H	19	0.19
(1,2134)	2:B:18:LYS:HE2	2:B:18:LYS:HG2	9	0.19
(1,2024)	2:A:29:LEU:HD13	2:A:72:PHE:HE1	20	0.19
(1,2024)	2:A:29:LEU:HD13	2:A:72:PHE:HE2	20	0.19
(1,2024)	2:A:29:LEU:HD12	2:A:72:PHE:HE1	20	0.19
(1,2024)	2:A:29:LEU:HD12	2:A:72:PHE:HE2	20	0.19
(1,2024)	2:A:29:LEU:HD11	2:A:72:PHE:HE1	20	0.19
(1,2024)	2:A:29:LEU:HD11	2:A:72:PHE:HE2	20	0.19
(1,1918)	2:A:34:LEU:HD21	2:A:33:GLU:H	4	0.19
(1,1918)	2:A:34:LEU:HD23	2:A:33:GLU:H	4	0.19
(1,1918)	2:A:34:LEU:HD21	2:A:33:GLU:H	9	0.19
(1,1918)	2:A:34:LEU:HD23	2:A:33:GLU:H	9	0.19
(1,1918)	2:A:34:LEU:HD21	2:A:33:GLU:H	10	0.19
(1,1918)	2:A:34:LEU:HD23	2:A:33:GLU:H	10	0.19
(1,1918)	2:A:34:LEU:HD21	2:A:33:GLU:H	13	0.19
(1,1918)	2:A:34:LEU:HD23	2:A:33:GLU:H	13	0.19
(1,1918)	2:A:34:LEU:HD21	2:A:33:GLU:H	18	0.19
(1,1918)	2:A:34:LEU:HD23	2:A:33:GLU:H	18	0.19
(1,1918)	2:A:34:LEU:HD21	2:A:33:GLU:H	19	0.19
(1,1918)	2:A:34:LEU:HD23	2:A:33:GLU:H	19	0.19
(1,1820)	2:B:36:GLU:HB3	2:B:15:THR:HG22	7	0.19
(1,1820)	2:B:36:GLU:HB3	2:B:15:THR:HG23	7	0.19
(1,1820)	2:B:36:GLU:HB3	2:B:15:THR:HG21	7	0.19
(1,1820)	2:B:36:GLU:HB2	2:B:15:THR:HG22	7	0.19
(1,1820)	2:B:36:GLU:HB2	2:B:15:THR:HG21	7	0.19
(1,175)	2:B:85:MET:HE1	1:C:1928:PHE:HA	5	0.19
(1,175)	2:B:85:MET:HE3	1:C:1928:PHE:HA	5	0.19
(1,1592)	2:B:35:LYS:HG2	2:B:36:GLU:HG2	8	0.19
(1,1302)	2:B:54:ALA:HB2	2:B:55:PHE:H	2	0.19
(1,1302)	2:B:54:ALA:HB1	2:B:55:PHE:H	2	0.19
(1,1302)	2:B:54:ALA:HB3	2:B:55:PHE:H	2	0.19
(1,1103)	2:B:59:MET:HE3	2:B:67:ASP:H	6	0.19
(1,1103)	2:B:59:MET:HE2	2:B:67:ASP:H	6	0.19
(1,1103)	2:B:59:MET:HE1	2:B:67:ASP:H	6	0.19

Continued on next page...

Continued from previous page...

Key	Atom-1	Atom-2	Model ID	Violation (Å)
(1,1103)	2:B:59:MET:HE3	2:B:67:ASP:H	15	0.19
(1,1103)	2:B:59:MET:HE2	2:B:67:ASP:H	15	0.19
(1,1103)	2:B:59:MET:HE1	2:B:67:ASP:H	15	0.19
(1,1098)	2:B:59:MET:HE1	2:B:62:LEU:H	14	0.19
(1,1098)	2:B:59:MET:HE2	2:B:62:LEU:H	14	0.19
(1,1098)	2:B:59:MET:HE3	2:B:62:LEU:H	14	0.19
(1,1093)	2:B:59:MET:HE3	2:B:30:ASN:HD22	17	0.19
(1,1093)	2:B:59:MET:HE2	2:B:30:ASN:HD22	17	0.19
(1,1085)	2:B:59:MET:HE2	2:B:31:LYS:HA	12	0.19
(1,1085)	2:B:59:MET:HE1	2:B:31:LYS:HA	12	0.19
(1,1085)	2:B:59:MET:HE3	2:B:31:LYS:HA	12	0.19
(1,1032)	2:A:59:MET:HE2	2:A:59:MET:HG2	19	0.19
(1,1032)	2:A:59:MET:HE3	2:A:59:MET:HG2	19	0.19
(1,1032)	2:A:59:MET:HE1	2:A:59:MET:HG2	19	0.19
(2,49)	1:C:1935:ALA:HB1	1:C:1932:ARG:HA	9	0.18
(2,49)	1:C:1935:ALA:HB2	1:C:1932:ARG:HA	9	0.18
(2,49)	1:C:1935:ALA:HB3	1:C:1932:ARG:HA	9	0.18
(2,46)	1:C:1916:SER:H	1:C:1912:ARG:HB2	9	0.18
(2,46)	1:C:1916:SER:H	1:C:1912:ARG:HB2	18	0.18
(2,45)	1:C:1918:LYS:H	1:C:1916:SER:HB2	4	0.18
(2,45)	1:C:1918:LYS:H	1:C:1916:SER:HB2	14	0.18
(2,18)	2:A:28:LYS:HD3	2:A:20:SER:HB2	14	0.18
(2,15)	2:A:35:LYS:HE3	2:A:50:THR:HB	20	0.18
(2,1)	2:B:91:GLU:HA	2:A:27:PHE:HD1	6	0.18
(2,1)	2:B:91:GLU:HA	2:A:27:PHE:HD2	6	0.18
(2,1)	2:B:91:GLU:HA	2:A:27:PHE:HD1	18	0.18
(2,1)	2:B:91:GLU:HA	2:A:27:PHE:HD2	18	0.18
(1,904)	2:A:62:LEU:HD11	2:A:58:LEU:HA	8	0.18
(1,904)	2:A:62:LEU:HD12	2:A:58:LEU:HA	8	0.18
(1,904)	2:A:62:LEU:HD13	2:A:58:LEU:HA	8	0.18
(1,870)	2:A:64:SER:HB2	1:C:1907:ALA:HB1	2	0.18
(1,870)	2:A:64:SER:HB2	1:C:1907:ALA:HB2	2	0.18
(1,870)	2:A:64:SER:HB2	1:C:1907:ALA:HB3	2	0.18
(1,85)	2:B:87:ASN:HA	2:A:72:PHE:HZ	19	0.18
(1,703)	2:B:71:ASP:HA	2:B:75:TYR:HD1	8	0.18
(1,703)	2:B:71:ASP:HA	2:B:75:TYR:HD2	8	0.18
(1,6965)	2:B:26:LYS:H	2:B:26:LYS:HG3	3	0.18
(1,6965)	2:A:26:LYS:H	2:A:26:LYS:HG3	3	0.18
(1,6965)	2:B:26:LYS:H	2:B:26:LYS:HG3	8	0.18
(1,6965)	2:A:26:LYS:H	2:A:26:LYS:HG3	8	0.18
(1,6947)	2:B:80:SER:H	1:C:1914:VAL:HG11	4	0.18
(1,6947)	2:B:80:SER:H	1:C:1914:VAL:HG12	4	0.18

Continued on next page...

Continued from previous page...

Key	Atom-1	Atom-2	Model ID	Violation (Å)
(1,6947)	2:B:80:SER:H	1:C:1914:VAL:HG13	4	0.18
(1,6947)	2:B:80:SER:H	1:C:1917:LEU:HD11	4	0.18
(1,6947)	2:B:80:SER:H	1:C:1917:LEU:HD12	4	0.18
(1,6947)	2:B:80:SER:H	1:C:1917:LEU:HD13	4	0.18
(1,6858)	2:B:2:ALA:H	2:B:7:LYS:HB2	7	0.18
(1,6858)	2:B:2:ALA:H	2:A:7:LYS:HB2	7	0.18
(1,6706)	2:A:23:GLU:H	2:A:26:LYS:HA	17	0.18
(1,6706)	2:B:23:GLU:H	2:B:26:LYS:HA	17	0.18
(1,6631)	2:A:4:PRO:HA	2:B:8:ALA:H	4	0.18
(1,6631)	2:A:4:PRO:HA	2:B:7:LYS:H	4	0.18
(1,6631)	2:A:4:PRO:HA	2:B:8:ALA:H	10	0.18
(1,6631)	2:A:4:PRO:HA	2:B:7:LYS:H	10	0.18
(1,6631)	2:A:4:PRO:HA	2:B:8:ALA:H	13	0.18
(1,6631)	2:A:4:PRO:HA	2:B:7:LYS:H	13	0.18
(1,6631)	2:A:4:PRO:HA	2:B:8:ALA:H	16	0.18
(1,6631)	2:A:4:PRO:HA	2:B:7:LYS:H	16	0.18
(1,6485)	2:A:11:VAL:HG12	2:A:8:ALA:HA	14	0.18
(1,6485)	2:B:11:VAL:HG12	2:B:8:ALA:HA	14	0.18
(1,6485)	2:B:11:VAL:HG13	2:B:8:ALA:HA	14	0.18
(1,6485)	2:A:11:VAL:HG13	2:A:8:ALA:HA	14	0.18
(1,6485)	2:A:11:VAL:HG11	2:A:8:ALA:HA	14	0.18
(1,6485)	2:B:11:VAL:HG11	2:B:8:ALA:HA	14	0.18
(1,6485)	2:A:11:VAL:HG12	2:B:8:ALA:HA	14	0.18
(1,6485)	2:B:11:VAL:HG12	2:A:8:ALA:HA	14	0.18
(1,6485)	2:A:11:VAL:HG13	2:B:8:ALA:HA	14	0.18
(1,6485)	2:A:11:VAL:HG11	2:B:8:ALA:HA	14	0.18
(1,6485)	2:B:11:VAL:HG11	2:B:14:SER:HA	14	0.18
(1,6457)	2:A:12:MET:HE1	2:A:8:ALA:HA	15	0.18
(1,6457)	2:A:12:MET:HE1	2:B:8:ALA:HA	15	0.18
(1,6457)	2:A:12:MET:HE2	2:A:8:ALA:HA	15	0.18
(1,6457)	2:A:12:MET:HE3	2:A:8:ALA:HA	15	0.18
(1,6457)	2:A:12:MET:HE1	2:B:9:LEU:HA	15	0.18
(1,6457)	2:A:12:MET:HE2	2:B:8:ALA:HA	15	0.18
(1,6457)	2:A:12:MET:HE3	2:B:8:ALA:HA	15	0.18
(1,6457)	2:A:12:MET:HE1	2:A:8:ALA:HA	17	0.18
(1,6457)	2:A:12:MET:HE1	2:B:8:ALA:HA	17	0.18
(1,6457)	2:A:12:MET:HE2	2:A:8:ALA:HA	17	0.18
(1,6457)	2:A:12:MET:HE3	2:A:8:ALA:HA	17	0.18
(1,6457)	2:A:12:MET:HE1	2:B:9:LEU:HA	17	0.18
(1,6457)	2:A:12:MET:HE2	2:B:8:ALA:HA	17	0.18
(1,6457)	2:A:12:MET:HE3	2:B:8:ALA:HA	17	0.18
(1,6449)	2:A:12:MET:HE2	2:A:9:LEU:HD12	18	0.18

Continued on next page...

Continued from previous page...

Key	Atom-1	Atom-2	Model ID	Violation (Å)
(1,6449)	2:A:12:MET:HE2	2:A:9:LEU:HD13	18	0.18
(1,6449)	2:A:12:MET:HE2	2:A:9:LEU:HD11	18	0.18
(1,6449)	2:A:12:MET:HE1	2:A:9:LEU:HD12	18	0.18
(1,6449)	2:A:12:MET:HE1	2:A:9:LEU:HD13	18	0.18
(1,6449)	2:A:12:MET:HE3	2:A:9:LEU:HD12	18	0.18
(1,6449)	2:A:12:MET:HE1	2:A:9:LEU:HD11	18	0.18
(1,6449)	2:A:12:MET:HE3	2:A:9:LEU:HD13	18	0.18
(1,6449)	2:A:12:MET:HE3	2:A:9:LEU:HD11	18	0.18
(1,6449)	2:A:12:MET:HE1	2:B:9:LEU:HD13	18	0.18
(1,6449)	2:A:12:MET:HE1	2:B:9:LEU:HD12	18	0.18
(1,6449)	2:A:12:MET:HE3	2:B:9:LEU:HD13	18	0.18
(1,6443)	2:B:12:MET:HE2	2:A:82:ILE:H	11	0.18
(1,6443)	2:B:12:MET:HE1	2:A:9:LEU:H	11	0.18
(1,6443)	2:B:12:MET:HE3	2:A:9:LEU:H	11	0.18
(1,6443)	2:B:12:MET:HE2	2:A:9:LEU:H	11	0.18
(1,6443)	2:B:12:MET:HE2	2:A:82:ILE:H	17	0.18
(1,6443)	2:B:12:MET:HE1	2:A:9:LEU:H	17	0.18
(1,6443)	2:B:12:MET:HE3	2:A:9:LEU:H	17	0.18
(1,6443)	2:B:12:MET:HE2	2:A:9:LEU:H	17	0.18
(1,6442)	2:B:12:MET:HE3	2:B:75:TYR:HD1	4	0.18
(1,6442)	2:B:12:MET:HE3	2:B:75:TYR:HD2	4	0.18
(1,6442)	2:B:12:MET:HE1	2:B:75:TYR:HD1	4	0.18
(1,6442)	2:B:12:MET:HE1	2:B:75:TYR:HD2	4	0.18
(1,6442)	2:B:12:MET:HE2	2:B:75:TYR:HD1	4	0.18
(1,6442)	2:B:12:MET:HE2	2:B:75:TYR:HD2	4	0.18
(1,6442)	2:B:12:MET:HE3	2:B:78:PHE:HE1	4	0.18
(1,6442)	2:B:12:MET:HE3	2:B:78:PHE:HE2	4	0.18
(1,6442)	2:B:12:MET:HE1	2:B:78:PHE:HE1	4	0.18
(1,6442)	2:B:12:MET:HE1	2:B:78:PHE:HE2	4	0.18
(1,6441)	2:B:12:MET:HE3	2:B:78:PHE:HD1	5	0.18
(1,6441)	2:B:12:MET:HE3	2:B:78:PHE:HD2	5	0.18
(1,6441)	2:B:12:MET:HE3	2:B:72:PHE:HE1	5	0.18
(1,6441)	2:B:12:MET:HE3	2:B:72:PHE:HE2	5	0.18
(1,6441)	2:B:12:MET:HE1	2:B:78:PHE:HD1	5	0.18
(1,6441)	2:B:12:MET:HE1	2:B:78:PHE:HD2	5	0.18
(1,6441)	2:B:12:MET:HE2	2:B:78:PHE:HD1	5	0.18
(1,6441)	2:B:12:MET:HE2	2:B:78:PHE:HD2	5	0.18
(1,6415)	2:A:13:VAL:HG13	2:A:72:PHE:HA	8	0.18
(1,6415)	2:A:13:VAL:HG11	2:A:72:PHE:HA	8	0.18
(1,6415)	2:A:13:VAL:HG12	2:A:72:PHE:HA	8	0.18
(1,6415)	2:A:13:VAL:HG12	2:B:89:PHE:HB2	8	0.18
(1,6415)	2:A:13:VAL:HG13	2:B:89:PHE:HB2	8	0.18

Continued on next page...

Continued from previous page...

Key	Atom-1	Atom-2	Model ID	Violation (Å)
(1,621)	2:A:76:CYS:HA	1:C:1910:MET:HG3	8	0.18
(1,621)	2:A:76:CYS:HA	1:C:1910:MET:HE1	8	0.18
(1,621)	2:A:76:CYS:HA	1:C:1910:MET:HE2	8	0.18
(1,621)	2:A:76:CYS:HA	1:C:1910:MET:HE3	8	0.18
(1,621)	2:A:76:CYS:HA	1:C:1910:MET:HG2	8	0.18
(1,621)	2:A:76:CYS:HA	1:C:1910:MET:HG3	9	0.18
(1,621)	2:A:76:CYS:HA	1:C:1910:MET:HE1	9	0.18
(1,621)	2:A:76:CYS:HA	1:C:1910:MET:HE2	9	0.18
(1,621)	2:A:76:CYS:HA	1:C:1910:MET:HE3	9	0.18
(1,621)	2:A:76:CYS:HA	1:C:1910:MET:HG2	9	0.18
(1,621)	2:A:76:CYS:HA	1:C:1910:MET:HG3	10	0.18
(1,621)	2:A:76:CYS:HA	1:C:1910:MET:HE1	10	0.18
(1,621)	2:A:76:CYS:HA	1:C:1910:MET:HE2	10	0.18
(1,621)	2:A:76:CYS:HA	1:C:1910:MET:HE3	10	0.18
(1,621)	2:A:76:CYS:HA	1:C:1910:MET:HG2	10	0.18
(1,621)	2:A:76:CYS:HA	1:C:1910:MET:HG3	11	0.18
(1,621)	2:A:76:CYS:HA	1:C:1910:MET:HE1	11	0.18
(1,621)	2:A:76:CYS:HA	1:C:1910:MET:HE2	11	0.18
(1,621)	2:A:76:CYS:HA	1:C:1910:MET:HE3	11	0.18
(1,621)	2:A:76:CYS:HA	1:C:1910:MET:HG2	11	0.18
(1,6176)	2:A:34:LEU:HD12	2:A:33:GLU:HB2	16	0.18
(1,6176)	2:A:34:LEU:HD12	2:A:36:GLU:HB2	16	0.18
(1,6176)	2:A:34:LEU:HD11	2:A:36:GLU:HB2	16	0.18
(1,6176)	2:A:34:LEU:HD13	2:A:36:GLU:HB2	16	0.18
(1,6176)	2:A:34:LEU:HD12	2:A:36:GLU:HB3	16	0.18
(1,6176)	2:A:34:LEU:HD11	2:A:36:GLU:HB3	16	0.18
(1,6176)	2:A:34:LEU:HD13	2:A:36:GLU:HB3	16	0.18
(1,6052)	2:B:42:LEU:HD11	2:B:45:PHE:HZ	9	0.18
(1,6052)	2:B:42:LEU:HD13	2:B:45:PHE:HZ	9	0.18
(1,6052)	2:B:42:LEU:HD12	2:B:45:PHE:HZ	9	0.18
(1,6052)	2:B:42:LEU:HD12	1:C:1928:PHE:HZ	9	0.18
(1,6052)	2:B:42:LEU:HD11	2:B:45:PHE:HZ	10	0.18
(1,6052)	2:B:42:LEU:HD13	2:B:45:PHE:HZ	10	0.18
(1,6052)	2:B:42:LEU:HD12	2:B:45:PHE:HZ	10	0.18
(1,6052)	2:B:42:LEU:HD12	1:C:1928:PHE:HZ	10	0.18
(1,6052)	2:B:42:LEU:HD11	2:B:45:PHE:HZ	20	0.18
(1,6052)	2:B:42:LEU:HD13	2:B:45:PHE:HZ	20	0.18
(1,6052)	2:B:42:LEU:HD12	2:B:45:PHE:HZ	20	0.18
(1,6052)	2:B:42:LEU:HD12	1:C:1928:PHE:HZ	20	0.18
(1,6041)	2:A:42:LEU:HD12	2:A:39:THR:H	4	0.18
(1,6041)	2:A:42:LEU:HD11	2:A:39:THR:H	4	0.18
(1,6041)	2:A:42:LEU:HD13	2:A:39:THR:H	4	0.18

Continued on next page...

Continued from previous page...

Key	Atom-1	Atom-2	Model ID	Violation (Å)
(1,6041)	2:A:42:LEU:HD12	2:A:45:PHE:H	4	0.18
(1,6041)	2:A:42:LEU:HD11	2:A:45:PHE:H	4	0.18
(1,5822)	2:A:77:VAL:HG11	2:A:73:GLN:HE22	16	0.18
(1,5822)	2:A:77:VAL:HG13	2:A:73:GLN:HE22	16	0.18
(1,5822)	2:A:77:VAL:HG12	2:A:73:GLN:HE22	16	0.18
(1,5822)	2:A:77:VAL:HG13	2:B:73:GLN:HE22	16	0.18
(1,577)	2:B:46:LEU:HD23	2:B:43:PRO:HB2	1	0.18
(1,577)	2:B:46:LEU:HD22	2:B:43:PRO:HB2	1	0.18
(1,5768)	2:B:83:ALA:HB1	2:B:79:LEU:HA	3	0.18
(1,5768)	2:B:83:ALA:HB2	2:B:79:LEU:HA	3	0.18
(1,5768)	2:A:83:ALA:HB1	2:B:75:TYR:HB2	3	0.18
(1,5768)	2:A:83:ALA:HB3	2:B:75:TYR:HB2	3	0.18
(1,5768)	2:A:83:ALA:HB2	2:B:75:TYR:HB2	3	0.18
(1,5768)	2:A:83:ALA:HB3	2:B:79:LEU:HA	3	0.18
(1,5768)	2:A:83:ALA:HB2	2:B:79:LEU:HA	3	0.18
(1,5768)	2:A:83:ALA:HB1	2:B:79:LEU:HA	3	0.18
(1,5768)	2:B:83:ALA:HB1	2:B:79:LEU:HA	9	0.18
(1,5768)	2:B:83:ALA:HB2	2:B:79:LEU:HA	9	0.18
(1,5768)	2:A:83:ALA:HB1	2:B:75:TYR:HB2	9	0.18
(1,5768)	2:A:83:ALA:HB3	2:B:75:TYR:HB2	9	0.18
(1,5768)	2:A:83:ALA:HB2	2:B:75:TYR:HB2	9	0.18
(1,5768)	2:A:83:ALA:HB3	2:B:79:LEU:HA	9	0.18
(1,5768)	2:A:83:ALA:HB2	2:B:79:LEU:HA	9	0.18
(1,5768)	2:A:83:ALA:HB1	2:B:79:LEU:HA	9	0.18
(1,5768)	2:B:83:ALA:HB1	2:B:79:LEU:HA	15	0.18
(1,5768)	2:B:83:ALA:HB2	2:B:79:LEU:HA	15	0.18
(1,5768)	2:A:83:ALA:HB1	2:B:75:TYR:HB2	15	0.18
(1,5768)	2:A:83:ALA:HB3	2:B:75:TYR:HB2	15	0.18
(1,5768)	2:A:83:ALA:HB2	2:B:75:TYR:HB2	15	0.18
(1,5768)	2:A:83:ALA:HB3	2:B:79:LEU:HA	15	0.18
(1,5768)	2:A:83:ALA:HB2	2:B:79:LEU:HA	15	0.18
(1,5768)	2:A:83:ALA:HB1	2:B:79:LEU:HA	15	0.18
(1,5758)	2:B:84:MET:HE1	2:A:73:GLN:H	3	0.18
(1,5758)	2:B:84:MET:HE3	2:A:73:GLN:H	3	0.18
(1,5758)	2:B:84:MET:HE2	2:A:73:GLN:H	3	0.18
(1,5758)	2:B:84:MET:HE1	2:A:80:SER:H	3	0.18
(1,5758)	2:B:84:MET:HE3	2:A:80:SER:H	3	0.18
(1,5758)	2:B:84:MET:HE1	2:A:73:GLN:H	5	0.18
(1,5758)	2:B:84:MET:HE3	2:A:73:GLN:H	5	0.18
(1,5758)	2:B:84:MET:HE2	2:A:73:GLN:H	5	0.18
(1,5758)	2:B:84:MET:HE1	2:A:80:SER:H	5	0.18
(1,5758)	2:B:84:MET:HE3	2:A:80:SER:H	5	0.18

Continued on next page...

Continued from previous page...

Key	Atom-1	Atom-2	Model ID	Violation (Å)
(1,5752)	2:A:84:MET:HE2	2:A:86:CYS:H	17	0.18
(1,5752)	2:A:84:MET:HE1	2:A:86:CYS:H	17	0.18
(1,5752)	2:A:84:MET:HE3	2:A:77:VAL:H	17	0.18
(1,5752)	2:A:84:MET:HE1	2:A:77:VAL:H	17	0.18
(1,5747)	2:B:85:MET:HE1	2:B:61:ASN:HD21	20	0.18
(1,5747)	2:B:85:MET:HE3	2:B:45:PHE:HE1	20	0.18
(1,5747)	2:B:85:MET:HE3	2:B:45:PHE:HE2	20	0.18
(1,5747)	2:B:85:MET:HE2	2:B:61:ASN:HD21	20	0.18
(1,5747)	2:B:85:MET:HE2	2:B:45:PHE:HE1	20	0.18
(1,5747)	2:B:85:MET:HE2	2:B:45:PHE:HE2	20	0.18
(1,5742)	2:B:85:MET:HE2	1:C:1921:LEU:HD11	10	0.18
(1,5742)	2:B:85:MET:HE2	1:C:1921:LEU:HD12	10	0.18
(1,5742)	2:B:85:MET:HE2	1:C:1921:LEU:HD13	10	0.18
(1,5742)	2:B:85:MET:HE1	1:C:1921:LEU:HD11	10	0.18
(1,5742)	2:B:85:MET:HE1	1:C:1921:LEU:HD12	10	0.18
(1,5742)	2:B:85:MET:HE1	1:C:1921:LEU:HD13	10	0.18
(1,5742)	2:B:85:MET:HE1	1:C:1926:LEU:HD11	10	0.18
(1,5742)	2:B:85:MET:HE1	1:C:1926:LEU:HD12	10	0.18
(1,5742)	2:B:85:MET:HE1	1:C:1926:LEU:HD13	10	0.18
(1,5742)	2:B:85:MET:HE3	1:C:1921:LEU:HD11	10	0.18
(1,5742)	2:B:85:MET:HE3	1:C:1921:LEU:HD12	10	0.18
(1,5742)	2:B:85:MET:HE3	1:C:1921:LEU:HD13	10	0.18
(1,5660)	1:C:1900:LEU:HD21	2:A:50:THR:HB	15	0.18
(1,5660)	1:C:1900:LEU:HD22	2:A:50:THR:HB	15	0.18
(1,5660)	1:C:1900:LEU:HD23	2:A:50:THR:HB	15	0.18
(1,5652)	1:C:1900:LEU:HD21	2:A:59:MET:H	4	0.18
(1,5652)	1:C:1900:LEU:HD22	2:A:59:MET:H	4	0.18
(1,5652)	1:C:1900:LEU:HD23	2:A:59:MET:H	4	0.18
(1,5652)	1:C:1900:LEU:HD21	2:A:59:MET:H	6	0.18
(1,5652)	1:C:1900:LEU:HD22	2:A:59:MET:H	6	0.18
(1,5652)	1:C:1900:LEU:HD23	2:A:59:MET:H	6	0.18
(1,5650)	1:C:1900:LEU:HD11	2:A:59:MET:H	2	0.18
(1,5650)	1:C:1900:LEU:HD12	2:A:59:MET:H	2	0.18
(1,5650)	1:C:1900:LEU:HD13	2:A:59:MET:H	2	0.18
(1,5650)	1:C:1900:LEU:HD11	2:A:59:MET:H	6	0.18
(1,5650)	1:C:1900:LEU:HD12	2:A:59:MET:H	6	0.18
(1,5650)	1:C:1900:LEU:HD13	2:A:59:MET:H	6	0.18
(1,5650)	1:C:1900:LEU:HD11	2:A:59:MET:H	9	0.18
(1,5650)	1:C:1900:LEU:HD12	2:A:59:MET:H	9	0.18
(1,5650)	1:C:1900:LEU:HD13	2:A:59:MET:H	9	0.18
(1,5650)	1:C:1900:LEU:HD11	2:A:59:MET:H	20	0.18
(1,5650)	1:C:1900:LEU:HD12	2:A:59:MET:H	20	0.18

Continued on next page...

Continued from previous page...

Key	Atom-1	Atom-2	Model ID	Violation (Å)
(1,5650)	1:C:1900:LEU:HD13	2:A:59:MET:H	20	0.18
(1,5621)	1:C:1903:ALA:HB1	1:C:1899:GLU:HG3	1	0.18
(1,5621)	1:C:1903:ALA:HB2	1:C:1899:GLU:HG3	1	0.18
(1,5621)	1:C:1903:ALA:HB3	1:C:1899:GLU:HG3	1	0.18
(1,5621)	1:C:1903:ALA:HB1	1:C:1899:GLU:HG3	9	0.18
(1,5621)	1:C:1903:ALA:HB2	1:C:1899:GLU:HG3	9	0.18
(1,5621)	1:C:1903:ALA:HB3	1:C:1899:GLU:HG3	9	0.18
(1,5347)	1:C:1917:LEU:HD21	2:B:78:PHE:HA	18	0.18
(1,5347)	1:C:1917:LEU:HD22	2:B:78:PHE:HA	18	0.18
(1,5347)	1:C:1917:LEU:HD23	2:B:78:PHE:HA	18	0.18
(1,5178)	1:C:1929:VAL:HG11	2:B:45:PHE:HA	13	0.18
(1,5178)	1:C:1929:VAL:HG12	2:B:45:PHE:HA	13	0.18
(1,5178)	1:C:1929:VAL:HG13	2:B:45:PHE:HA	13	0.18
(1,5169)	1:C:1929:VAL:HG11	2:B:48:LYS:H	9	0.18
(1,5169)	1:C:1929:VAL:HG12	2:B:48:LYS:H	9	0.18
(1,5169)	1:C:1929:VAL:HG13	2:B:48:LYS:H	9	0.18
(1,5162)	1:C:1930:VAL:HG21	2:B:90:PHE:HB3	1	0.18
(1,5162)	1:C:1930:VAL:HG22	2:B:90:PHE:HB3	1	0.18
(1,5162)	1:C:1930:VAL:HG23	2:B:90:PHE:HB3	1	0.18
(1,5138)	1:C:1930:VAL:HG11	2:B:90:PHE:HB2	4	0.18
(1,5138)	1:C:1930:VAL:HG12	2:B:90:PHE:HB2	4	0.18
(1,5138)	1:C:1930:VAL:HG13	2:B:90:PHE:HB2	4	0.18
(1,4982)	1:C:1911:ASN:HD22	1:C:1915:SER:HA	19	0.18
(1,4982)	1:C:1911:ASN:HD22	2:B:84:MET:HA	19	0.18
(1,4907)	1:C:1918:LYS:H	1:C:1910:MET:HG3	20	0.18
(1,4907)	1:C:1918:LYS:H	1:C:1922:ARG:HB3	20	0.18
(1,4907)	1:C:1918:LYS:H	1:C:1910:MET:HE1	20	0.18
(1,4907)	1:C:1918:LYS:H	1:C:1910:MET:HE2	20	0.18
(1,4907)	1:C:1918:LYS:H	1:C:1910:MET:HE3	20	0.18
(1,4907)	1:C:1918:LYS:H	1:C:1910:MET:HG2	20	0.18
(1,4879)	1:C:1920:LYS:H	1:C:1926:LEU:HG	9	0.18
(1,4879)	1:C:1920:LYS:H	1:C:1926:LEU:HG	17	0.18
(1,4825)	1:C:1929:VAL:H	1:C:1929:VAL:HG21	5	0.18
(1,4825)	1:C:1929:VAL:H	1:C:1929:VAL:HG22	5	0.18
(1,4825)	1:C:1929:VAL:H	1:C:1929:VAL:HG23	5	0.18
(1,4723)	2:A:82:ILE:HD12	1:C:1900:LEU:HB2	20	0.18
(1,4723)	2:A:82:ILE:HD13	1:C:1900:LEU:HB2	20	0.18
(1,4723)	2:A:82:ILE:HD11	1:C:1900:LEU:HB2	20	0.18
(1,4588)	2:A:57:LYS:HD3	1:C:1905:GLU:HA	8	0.18
(1,4551)	1:C:1921:LEU:HD11	1:C:1918:LYS:HA	10	0.18
(1,4551)	1:C:1921:LEU:HD12	1:C:1918:LYS:HA	10	0.18
(1,4551)	1:C:1921:LEU:HD13	1:C:1918:LYS:HA	10	0.18

Continued on next page...

Continued from previous page...

Key	Atom-1	Atom-2	Model ID	Violation (Å)
(1,4203)	1:C:1929:VAL:H	1:C:1929:VAL:HG21	5	0.18
(1,4203)	1:C:1929:VAL:H	1:C:1929:VAL:HG22	5	0.18
(1,4203)	1:C:1929:VAL:H	1:C:1929:VAL:HG23	5	0.18
(1,4178)	2:A:46:LEU:HD23	1:C:1897:GLN:HG2	11	0.18
(1,4178)	2:A:46:LEU:HD22	1:C:1897:GLN:HG2	11	0.18
(1,4178)	2:A:46:LEU:HD21	1:C:1897:GLN:HG2	11	0.18
(1,4164)	2:B:54:ALA:HB3	1:C:1928:PHE:HD1	10	0.18
(1,4164)	2:B:54:ALA:HB3	1:C:1928:PHE:HD2	10	0.18
(1,4164)	2:B:54:ALA:HB1	1:C:1928:PHE:HD1	10	0.18
(1,4164)	2:B:54:ALA:HB1	1:C:1928:PHE:HD2	10	0.18
(1,4164)	2:B:54:ALA:HB2	1:C:1928:PHE:HD1	10	0.18
(1,4164)	2:B:54:ALA:HB2	1:C:1928:PHE:HD2	10	0.18
(1,4164)	2:B:54:ALA:HB3	1:C:1928:PHE:HE1	10	0.18
(1,4164)	2:B:54:ALA:HB3	1:C:1928:PHE:HE2	10	0.18
(1,4162)	2:A:54:ALA:HB2	1:C:1900:LEU:HB3	12	0.18
(1,4162)	2:A:54:ALA:HB3	1:C:1900:LEU:HB3	12	0.18
(1,4162)	2:A:54:ALA:HB1	1:C:1900:LEU:HB3	12	0.18
(1,4126)	2:A:76:CYS:HA	1:C:1910:MET:HG2	8	0.18
(1,4126)	2:A:76:CYS:HA	1:C:1910:MET:HG3	8	0.18
(1,4126)	2:A:76:CYS:HA	1:C:1910:MET:HE1	8	0.18
(1,4126)	2:A:76:CYS:HA	1:C:1910:MET:HE2	8	0.18
(1,4126)	2:A:76:CYS:HA	1:C:1910:MET:HE3	8	0.18
(1,4126)	2:A:76:CYS:HA	1:C:1910:MET:HG2	9	0.18
(1,4126)	2:A:76:CYS:HA	1:C:1910:MET:HG3	9	0.18
(1,4126)	2:A:76:CYS:HA	1:C:1910:MET:HE1	9	0.18
(1,4126)	2:A:76:CYS:HA	1:C:1910:MET:HE2	9	0.18
(1,4126)	2:A:76:CYS:HA	1:C:1910:MET:HE3	9	0.18
(1,4126)	2:A:76:CYS:HA	1:C:1910:MET:HG2	10	0.18
(1,4126)	2:A:76:CYS:HA	1:C:1910:MET:HG3	10	0.18
(1,4126)	2:A:76:CYS:HA	1:C:1910:MET:HE1	10	0.18
(1,4126)	2:A:76:CYS:HA	1:C:1910:MET:HE2	10	0.18
(1,4126)	2:A:76:CYS:HA	1:C:1910:MET:HE3	10	0.18
(1,4126)	2:A:76:CYS:HA	1:C:1910:MET:HG2	11	0.18
(1,4126)	2:A:76:CYS:HA	1:C:1910:MET:HG3	11	0.18
(1,4126)	2:A:76:CYS:HA	1:C:1910:MET:HE1	11	0.18
(1,4126)	2:A:76:CYS:HA	1:C:1910:MET:HE2	11	0.18
(1,4126)	2:A:76:CYS:HA	1:C:1910:MET:HE3	11	0.18
(1,4088)	2:B:84:MET:HE3	1:C:1913:GLU:HG3	1	0.18
(1,4088)	2:B:84:MET:HE1	1:C:1913:GLU:HG3	1	0.18
(1,4088)	2:B:84:MET:HE2	1:C:1913:GLU:HG3	1	0.18
(1,4088)	2:B:84:MET:HE3	1:C:1913:GLU:HG3	20	0.18
(1,4088)	2:B:84:MET:HE1	1:C:1913:GLU:HG3	20	0.18

Continued on next page...

Continued from previous page...

Key	Atom-1	Atom-2	Model ID	Violation (Å)
(1,4088)	2:B:84:MET:HE2	1:C:1913:GLU:HG3	20	0.18
(1,4062)	2:B:85:MET:HE3	1:C:1922:ARG:HD2	4	0.18
(1,4062)	2:B:85:MET:HE3	1:C:1922:ARG:HD3	4	0.18
(1,4062)	2:B:85:MET:HE1	1:C:1922:ARG:HD2	4	0.18
(1,4062)	2:B:85:MET:HE1	1:C:1922:ARG:HD3	4	0.18
(1,4060)	2:B:85:MET:HE1	1:C:1928:PHE:HB3	14	0.18
(1,4060)	2:B:85:MET:HE3	1:C:1928:PHE:HB3	14	0.18
(1,4043)	2:A:85:MET:HE3	1:C:1898:ARG:HG2	7	0.18
(1,4043)	2:A:85:MET:HE2	1:C:1898:ARG:HG2	7	0.18
(1,4043)	2:A:85:MET:HE3	1:C:1898:ARG:HG3	7	0.18
(1,4043)	2:A:85:MET:HE2	1:C:1898:ARG:HG3	7	0.18
(1,4043)	2:A:85:MET:HE1	1:C:1898:ARG:HG2	7	0.18
(1,3963)	2:B:77:VAL:HG23	1:C:1920:LYS:HG3	5	0.18
(1,3963)	2:B:77:VAL:HG23	1:C:1922:ARG:HG2	5	0.18
(1,3963)	2:B:77:VAL:HG21	1:C:1922:ARG:HG2	5	0.18
(1,3963)	2:B:77:VAL:HG22	1:C:1920:LYS:HG3	5	0.18
(1,3963)	2:B:77:VAL:HG22	1:C:1922:ARG:HG2	5	0.18
(1,3924)	2:A:58:LEU:HD22	1:C:1900:LEU:HG	14	0.18
(1,3924)	2:A:58:LEU:HD21	1:C:1900:LEU:HG	14	0.18
(1,3924)	2:A:58:LEU:HD23	1:C:1900:LEU:HG	14	0.18
(1,3879)	2:B:72:PHE:HE1	2:B:75:TYR:HE1	10	0.18
(1,3879)	2:B:72:PHE:HE1	2:B:75:TYR:HE2	10	0.18
(1,3879)	2:B:72:PHE:HE2	2:B:75:TYR:HE1	10	0.18
(1,3879)	2:B:72:PHE:HE2	2:B:75:TYR:HE2	10	0.18
(1,3820)	2:A:78:PHE:H	2:A:78:PHE:HE1	11	0.18
(1,3820)	2:A:78:PHE:H	2:A:78:PHE:HE2	11	0.18
(1,3820)	2:A:78:PHE:H	2:A:78:PHE:HE1	12	0.18
(1,3820)	2:A:78:PHE:H	2:A:78:PHE:HE2	12	0.18
(1,3820)	2:A:78:PHE:H	2:A:78:PHE:HE1	16	0.18
(1,3820)	2:A:78:PHE:H	2:A:78:PHE:HE2	16	0.18
(1,376)	2:B:82:ILE:HG21	1:C:1929:VAL:HG11	14	0.18
(1,376)	2:B:82:ILE:HG21	1:C:1929:VAL:HG12	14	0.18
(1,376)	2:B:82:ILE:HG21	1:C:1929:VAL:HG13	14	0.18
(1,376)	2:B:82:ILE:HG23	1:C:1929:VAL:HG11	14	0.18
(1,376)	2:B:82:ILE:HG23	1:C:1929:VAL:HG12	14	0.18
(1,376)	2:B:82:ILE:HG23	1:C:1929:VAL:HG13	14	0.18
(1,376)	2:B:82:ILE:HG22	1:C:1929:VAL:HG11	14	0.18
(1,376)	2:B:82:ILE:HG22	1:C:1929:VAL:HG12	14	0.18
(1,376)	2:B:82:ILE:HG22	1:C:1929:VAL:HG13	14	0.18
(1,3252)	2:B:2:ALA:H	2:B:4:PRO:HG3	7	0.18
(1,3252)	2:B:2:ALA:H	2:B:4:PRO:HB3	7	0.18
(1,3224)	2:A:93:PHE:H	2:A:93:PHE:HB3	13	0.18

Continued on next page...

Continued from previous page...

Key	Atom-1	Atom-2	Model ID	Violation (Å)
(1,3163)	2:A:86:CYS:H	2:B:9:LEU:HB2	18	0.18
(1,2904)	2:A:51:ASP:H	2:A:46:LEU:HB3	17	0.18
(1,2904)	2:A:51:ASP:H	2:A:46:LEU:HB3	18	0.18
(1,2887)	2:A:49:ARG:H	2:A:49:ARG:HB3	1	0.18
(1,2884)	2:A:49:ARG:H	1:C:1897:GLN:HE22	15	0.18
(1,243)	2:B:84:MET:HE2	2:B:85:MET:HB2	9	0.18
(1,243)	2:B:84:MET:HE1	2:B:85:MET:HB2	9	0.18
(1,2388)	2:B:9:LEU:HD11	2:A:42:LEU:HB3	1	0.18
(1,2388)	2:B:9:LEU:HD13	2:A:42:LEU:HB3	1	0.18
(1,2388)	2:B:9:LEU:HD12	2:A:42:LEU:HB3	1	0.18
(1,235)	2:B:84:MET:HA	2:A:72:PHE:HE1	1	0.18
(1,235)	2:B:84:MET:HA	2:A:72:PHE:HE2	1	0.18
(1,235)	2:B:84:MET:HA	2:A:72:PHE:HE1	8	0.18
(1,235)	2:B:84:MET:HA	2:A:72:PHE:HE2	8	0.18
(1,2280)	2:B:12:MET:HE3	2:A:84:MET:H	4	0.18
(1,2280)	2:B:12:MET:HE2	2:A:84:MET:H	4	0.18
(1,2280)	2:B:12:MET:HE1	2:A:84:MET:H	4	0.18
(1,2199)	2:A:15:THR:HG23	2:B:5:LEU:HD11	12	0.18
(1,2199)	2:A:15:THR:HG23	2:B:5:LEU:HD12	12	0.18
(1,2199)	2:A:15:THR:HG21	2:B:5:LEU:HD12	12	0.18
(1,2199)	2:A:15:THR:HG23	2:B:5:LEU:HD13	12	0.18
(1,2199)	2:A:15:THR:HG21	2:B:5:LEU:HD11	12	0.18
(1,2199)	2:A:15:THR:HG21	2:B:5:LEU:HD13	12	0.18
(1,2199)	2:A:15:THR:HG22	2:B:5:LEU:HD11	12	0.18
(1,2199)	2:A:15:THR:HG22	2:B:5:LEU:HD12	12	0.18
(1,2056)	2:B:27:PHE:HA	2:B:75:TYR:HD1	2	0.18
(1,2056)	2:B:27:PHE:HA	2:B:75:TYR:HD2	2	0.18
(1,2045)	2:A:28:LYS:HA	2:A:75:TYR:HD1	8	0.18
(1,2045)	2:A:28:LYS:HA	2:A:75:TYR:HD2	8	0.18
(1,2045)	2:A:28:LYS:HA	2:A:75:TYR:HD1	11	0.18
(1,2045)	2:A:28:LYS:HA	2:A:75:TYR:HD2	11	0.18
(1,2024)	2:A:29:LEU:HD13	2:A:72:PHE:HE1	15	0.18
(1,2024)	2:A:29:LEU:HD13	2:A:72:PHE:HE2	15	0.18
(1,2024)	2:A:29:LEU:HD12	2:A:72:PHE:HE1	15	0.18
(1,2024)	2:A:29:LEU:HD12	2:A:72:PHE:HE2	15	0.18
(1,2024)	2:A:29:LEU:HD11	2:A:72:PHE:HE1	15	0.18
(1,2024)	2:A:29:LEU:HD11	2:A:72:PHE:HE2	15	0.18
(1,1918)	2:A:34:LEU:HD21	2:A:33:GLU:H	11	0.18
(1,1918)	2:A:34:LEU:HD23	2:A:33:GLU:H	11	0.18
(1,1821)	2:B:36:GLU:HG3	2:B:40:ARG:HD3	11	0.18
(1,1821)	2:B:36:GLU:HG3	2:B:40:ARG:HD2	11	0.18
(1,1820)	2:B:36:GLU:HB3	2:B:15:THR:HG22	8	0.18

Continued on next page...

Continued from previous page...

Key	Atom-1	Atom-2	Model ID	Violation (Å)
(1,1820)	2:B:36:GLU:HB3	2:B:15:THR:HG23	8	0.18
(1,1820)	2:B:36:GLU:HB3	2:B:15:THR:HG21	8	0.18
(1,1820)	2:B:36:GLU:HB2	2:B:15:THR:HG22	8	0.18
(1,1820)	2:B:36:GLU:HB2	2:B:15:THR:HG21	8	0.18
(1,1608)	2:B:42:LEU:HD13	2:A:9:LEU:H	6	0.18
(1,1608)	2:B:42:LEU:HD11	2:A:9:LEU:H	6	0.18
(1,1608)	2:B:42:LEU:HD12	2:A:9:LEU:H	6	0.18
(1,1608)	2:B:42:LEU:HD13	2:A:9:LEU:H	12	0.18
(1,1608)	2:B:42:LEU:HD11	2:A:9:LEU:H	12	0.18
(1,1608)	2:B:42:LEU:HD12	2:A:9:LEU:H	12	0.18
(1,1608)	2:B:42:LEU:HD13	2:A:9:LEU:H	13	0.18
(1,1608)	2:B:42:LEU:HD11	2:A:9:LEU:H	13	0.18
(1,1608)	2:B:42:LEU:HD12	2:A:9:LEU:H	13	0.18
(1,1608)	2:B:42:LEU:HD13	2:A:9:LEU:H	16	0.18
(1,1608)	2:B:42:LEU:HD11	2:A:9:LEU:H	16	0.18
(1,1608)	2:B:42:LEU:HD12	2:A:9:LEU:H	16	0.18
(1,1592)	2:B:35:LYS:HG2	2:B:36:GLU:HG2	19	0.18
(1,1431)	2:A:48:LYS:HB3	2:A:49:ARG:H	10	0.18
(1,1420)	2:B:49:ARG:HD3	2:B:46:LEU:HB2	17	0.18
(1,1420)	2:B:49:ARG:HD2	2:B:46:LEU:HB2	17	0.18
(1,1409)	2:A:49:ARG:HD3	2:A:54:ALA:HB2	10	0.18
(1,1409)	2:A:49:ARG:HD3	2:A:54:ALA:HB1	10	0.18
(1,1409)	2:A:49:ARG:HD3	2:A:54:ALA:HB3	10	0.18
(1,1403)	2:A:49:ARG:HA	2:A:54:ALA:HB2	5	0.18
(1,1403)	2:A:49:ARG:HA	2:A:54:ALA:HB3	5	0.18
(1,1403)	2:A:49:ARG:HA	2:A:54:ALA:HB1	5	0.18
(1,1303)	2:B:54:ALA:HB2	1:C:1928:PHE:HD1	10	0.18
(1,1303)	2:B:54:ALA:HB2	1:C:1928:PHE:HD2	10	0.18
(1,1303)	2:B:54:ALA:HB3	1:C:1928:PHE:HD1	10	0.18
(1,1303)	2:B:54:ALA:HB3	1:C:1928:PHE:HD2	10	0.18
(1,1303)	2:B:54:ALA:HB1	1:C:1928:PHE:HD1	10	0.18
(1,1303)	2:B:54:ALA:HB1	1:C:1928:PHE:HD2	10	0.18
(1,1303)	2:B:54:ALA:HB3	1:C:1928:PHE:HE1	10	0.18
(1,1303)	2:B:54:ALA:HB3	1:C:1928:PHE:HE2	10	0.18
(1,1156)	2:A:58:LEU:HD22	1:C:1899:GLU:HG3	8	0.18
(1,1156)	2:A:58:LEU:HD23	1:C:1899:GLU:HG3	8	0.18
(1,1156)	2:A:58:LEU:HD21	1:C:1899:GLU:HG3	8	0.18
(1,1103)	2:B:59:MET:HE3	2:B:67:ASP:H	14	0.18
(1,1103)	2:B:59:MET:HE2	2:B:67:ASP:H	14	0.18
(1,1103)	2:B:59:MET:HE1	2:B:67:ASP:H	14	0.18
(1,1103)	2:B:59:MET:HE3	2:B:67:ASP:H	19	0.18
(1,1103)	2:B:59:MET:HE2	2:B:67:ASP:H	19	0.18

Continued on next page...

Continued from previous page...

Key	Atom-1	Atom-2	Model ID	Violation (Å)
(1,1103)	2:B:59:MET:HE1	2:B:67:ASP:H	19	0.18
(1,1098)	2:B:59:MET:HE1	2:B:62:LEU:H	3	0.18
(1,1098)	2:B:59:MET:HE2	2:B:62:LEU:H	3	0.18
(1,1098)	2:B:59:MET:HE3	2:B:62:LEU:H	3	0.18
(1,1096)	2:B:59:MET:HE1	2:B:75:TYR:HD1	8	0.18
(1,1096)	2:B:59:MET:HE1	2:B:75:TYR:HD2	8	0.18
(1,1096)	2:B:59:MET:HE3	2:B:75:TYR:HD1	8	0.18
(1,1096)	2:B:59:MET:HE3	2:B:75:TYR:HD2	8	0.18
(1,1096)	2:B:59:MET:HE2	2:B:75:TYR:HD1	8	0.18
(1,1096)	2:B:59:MET:HE2	2:B:75:TYR:HD2	8	0.18
(1,1096)	2:B:59:MET:HE1	2:B:75:TYR:HD1	18	0.18
(1,1096)	2:B:59:MET:HE1	2:B:75:TYR:HD2	18	0.18
(1,1096)	2:B:59:MET:HE3	2:B:75:TYR:HD1	18	0.18
(1,1096)	2:B:59:MET:HE3	2:B:75:TYR:HD2	18	0.18
(1,1096)	2:B:59:MET:HE2	2:B:75:TYR:HD1	18	0.18
(1,1096)	2:B:59:MET:HE2	2:B:75:TYR:HD2	18	0.18
(1,1091)	2:B:59:MET:HE3	2:B:69:GLU:H	19	0.18
(1,1091)	2:B:59:MET:HE2	2:B:69:GLU:H	19	0.18
(1,1091)	2:B:59:MET:HE1	2:B:69:GLU:H	19	0.18
(1,1085)	2:B:59:MET:HE2	2:B:31:LYS:HA	15	0.18
(1,1085)	2:B:59:MET:HE1	2:B:31:LYS:HA	15	0.18
(1,1085)	2:B:59:MET:HE3	2:B:31:LYS:HA	15	0.18
(1,1053)	2:A:59:MET:HE1	2:A:75:TYR:HD1	6	0.18
(1,1053)	2:A:59:MET:HE1	2:A:75:TYR:HD2	6	0.18
(1,1053)	2:A:59:MET:HE3	2:A:75:TYR:HD1	6	0.18
(1,1053)	2:A:59:MET:HE3	2:A:75:TYR:HD2	6	0.18
(1,1053)	2:A:59:MET:HE2	2:A:75:TYR:HD1	6	0.18
(1,1053)	2:A:59:MET:HE2	2:A:75:TYR:HD2	6	0.18
(1,1053)	2:A:59:MET:HE1	2:A:75:TYR:HD1	12	0.18
(1,1053)	2:A:59:MET:HE1	2:A:75:TYR:HD2	12	0.18
(1,1053)	2:A:59:MET:HE3	2:A:75:TYR:HD1	12	0.18
(1,1053)	2:A:59:MET:HE3	2:A:75:TYR:HD2	12	0.18
(1,1053)	2:A:59:MET:HE2	2:A:75:TYR:HD1	12	0.18
(1,1053)	2:A:59:MET:HE2	2:A:75:TYR:HD2	12	0.18
(2,49)	1:C:1935:ALA:HB1	1:C:1932:ARG:HA	15	0.17
(2,49)	1:C:1935:ALA:HB2	1:C:1932:ARG:HA	15	0.17
(2,49)	1:C:1935:ALA:HB3	1:C:1932:ARG:HA	15	0.17
(2,46)	1:C:1916:SER:H	1:C:1912:ARG:HB2	3	0.17
(2,15)	2:A:35:LYS:HE3	2:A:50:THR:HB	18	0.17
(1,85)	2:B:87:ASN:HA	2:A:72:PHE:HZ	12	0.17
(1,6947)	2:B:80:SER:H	1:C:1914:VAL:HG11	11	0.17
(1,6947)	2:B:80:SER:H	1:C:1914:VAL:HG12	11	0.17

Continued on next page...

Continued from previous page...

Key	Atom-1	Atom-2	Model ID	Violation (Å)
(1,6947)	2:B:80:SER:H	1:C:1914:VAL:HG13	11	0.17
(1,6947)	2:B:80:SER:H	1:C:1917:LEU:HD11	11	0.17
(1,6947)	2:B:80:SER:H	1:C:1917:LEU:HD12	11	0.17
(1,6947)	2:B:80:SER:H	1:C:1917:LEU:HD13	11	0.17
(1,6947)	2:B:80:SER:H	1:C:1914:VAL:HG11	15	0.17
(1,6947)	2:B:80:SER:H	1:C:1914:VAL:HG12	15	0.17
(1,6947)	2:B:80:SER:H	1:C:1914:VAL:HG13	15	0.17
(1,6947)	2:B:80:SER:H	1:C:1917:LEU:HD11	15	0.17
(1,6947)	2:B:80:SER:H	1:C:1917:LEU:HD12	15	0.17
(1,6947)	2:B:80:SER:H	1:C:1917:LEU:HD13	15	0.17
(1,6947)	2:B:80:SER:H	1:C:1914:VAL:HG11	16	0.17
(1,6947)	2:B:80:SER:H	1:C:1914:VAL:HG12	16	0.17
(1,6947)	2:B:80:SER:H	1:C:1914:VAL:HG13	16	0.17
(1,6947)	2:B:80:SER:H	1:C:1917:LEU:HD11	16	0.17
(1,6947)	2:B:80:SER:H	1:C:1917:LEU:HD12	16	0.17
(1,6947)	2:B:80:SER:H	1:C:1917:LEU:HD13	16	0.17
(1,6947)	2:B:80:SER:H	1:C:1914:VAL:HG11	17	0.17
(1,6947)	2:B:80:SER:H	1:C:1914:VAL:HG12	17	0.17
(1,6947)	2:B:80:SER:H	1:C:1914:VAL:HG13	17	0.17
(1,6947)	2:B:80:SER:H	1:C:1917:LEU:HD11	17	0.17
(1,6947)	2:B:80:SER:H	1:C:1917:LEU:HD12	17	0.17
(1,6947)	2:B:80:SER:H	1:C:1917:LEU:HD13	17	0.17
(1,6858)	2:B:2:ALA:H	2:B:7:LYS:HB2	8	0.17
(1,6858)	2:B:2:ALA:H	2:A:7:LYS:HB2	8	0.17
(1,6824)	2:A:73:GLN:H	2:A:75:TYR:HD1	4	0.17
(1,6824)	2:A:73:GLN:H	2:A:75:TYR:HD2	4	0.17
(1,6824)	2:A:73:GLN:H	2:A:72:PHE:HZ	4	0.17
(1,6824)	2:A:73:GLN:H	2:A:75:TYR:HD1	20	0.17
(1,6824)	2:A:73:GLN:H	2:A:75:TYR:HD2	20	0.17
(1,6824)	2:A:73:GLN:H	2:A:72:PHE:HZ	20	0.17
(1,6593)	2:B:5:LEU:HD23	2:A:37:LEU:HD22	14	0.17
(1,6593)	2:B:5:LEU:HD23	2:A:42:LEU:HD13	14	0.17
(1,6593)	2:B:5:LEU:HD22	2:A:37:LEU:HD22	14	0.17
(1,6593)	2:B:5:LEU:HD22	2:A:42:LEU:HD13	14	0.17
(1,6593)	2:B:5:LEU:HD21	2:A:42:LEU:HD13	14	0.17
(1,6593)	2:B:5:LEU:HD21	2:A:37:LEU:HD22	14	0.17
(1,6485)	2:A:11:VAL:HG12	2:A:8:ALA:HA	11	0.17
(1,6485)	2:B:11:VAL:HG12	2:B:8:ALA:HA	11	0.17
(1,6485)	2:B:11:VAL:HG13	2:B:8:ALA:HA	11	0.17
(1,6485)	2:A:11:VAL:HG13	2:A:8:ALA:HA	11	0.17
(1,6485)	2:A:11:VAL:HG11	2:A:8:ALA:HA	11	0.17
(1,6485)	2:B:11:VAL:HG11	2:B:8:ALA:HA	11	0.17

Continued on next page...

Continued from previous page...

Key	Atom-1	Atom-2	Model ID	Violation (Å)
(1,6485)	2:A:11:VAL:HG12	2:B:8:ALA:HA	11	0.17
(1,6485)	2:B:11:VAL:HG12	2:A:8:ALA:HA	11	0.17
(1,6485)	2:A:11:VAL:HG13	2:B:8:ALA:HA	11	0.17
(1,6485)	2:A:11:VAL:HG11	2:B:8:ALA:HA	11	0.17
(1,6485)	2:B:11:VAL:HG11	2:B:14:SER:HA	11	0.17
(1,6485)	2:A:11:VAL:HG12	2:A:8:ALA:HA	15	0.17
(1,6485)	2:B:11:VAL:HG12	2:B:8:ALA:HA	15	0.17
(1,6485)	2:B:11:VAL:HG13	2:B:8:ALA:HA	15	0.17
(1,6485)	2:A:11:VAL:HG13	2:A:8:ALA:HA	15	0.17
(1,6485)	2:A:11:VAL:HG11	2:A:8:ALA:HA	15	0.17
(1,6485)	2:B:11:VAL:HG11	2:B:8:ALA:HA	15	0.17
(1,6485)	2:A:11:VAL:HG12	2:B:8:ALA:HA	15	0.17
(1,6485)	2:B:11:VAL:HG12	2:A:8:ALA:HA	15	0.17
(1,6485)	2:A:11:VAL:HG13	2:B:8:ALA:HA	15	0.17
(1,6485)	2:A:11:VAL:HG11	2:B:8:ALA:HA	15	0.17
(1,6485)	2:B:11:VAL:HG11	2:B:14:SER:HA	15	0.17
(1,6457)	2:A:12:MET:HE1	2:A:8:ALA:HA	13	0.17
(1,6457)	2:A:12:MET:HE1	2:B:8:ALA:HA	13	0.17
(1,6457)	2:A:12:MET:HE2	2:A:8:ALA:HA	13	0.17
(1,6457)	2:A:12:MET:HE3	2:A:8:ALA:HA	13	0.17
(1,6457)	2:A:12:MET:HE1	2:B:9:LEU:HA	13	0.17
(1,6457)	2:A:12:MET:HE2	2:B:8:ALA:HA	13	0.17
(1,6457)	2:A:12:MET:HE3	2:B:8:ALA:HA	13	0.17
(1,6443)	2:B:12:MET:HE2	2:A:82:ILE:H	8	0.17
(1,6443)	2:B:12:MET:HE1	2:A:9:LEU:H	8	0.17
(1,6443)	2:B:12:MET:HE3	2:A:9:LEU:H	8	0.17
(1,6443)	2:B:12:MET:HE2	2:A:9:LEU:H	8	0.17
(1,6443)	2:B:12:MET:HE2	2:A:82:ILE:H	9	0.17
(1,6443)	2:B:12:MET:HE1	2:A:9:LEU:H	9	0.17
(1,6443)	2:B:12:MET:HE3	2:A:9:LEU:H	9	0.17
(1,6443)	2:B:12:MET:HE2	2:A:9:LEU:H	9	0.17
(1,6443)	2:B:12:MET:HE2	2:A:82:ILE:H	15	0.17
(1,6443)	2:B:12:MET:HE1	2:A:9:LEU:H	15	0.17
(1,6443)	2:B:12:MET:HE3	2:A:9:LEU:H	15	0.17
(1,6443)	2:B:12:MET:HE2	2:A:9:LEU:H	15	0.17
(1,6442)	2:B:12:MET:HE3	2:B:75:TYR:HD1	6	0.17
(1,6442)	2:B:12:MET:HE3	2:B:75:TYR:HD2	6	0.17
(1,6442)	2:B:12:MET:HE1	2:B:75:TYR:HD1	6	0.17
(1,6442)	2:B:12:MET:HE1	2:B:75:TYR:HD2	6	0.17
(1,6442)	2:B:12:MET:HE2	2:B:75:TYR:HD1	6	0.17
(1,6442)	2:B:12:MET:HE2	2:B:75:TYR:HD2	6	0.17
(1,6442)	2:B:12:MET:HE3	2:B:78:PHE:HE1	6	0.17

Continued on next page...

Continued from previous page...

Key	Atom-1	Atom-2	Model ID	Violation (Å)
(1,6442)	2:B:12:MET:HE3	2:B:78:PHE:HE2	6	0.17
(1,6442)	2:B:12:MET:HE1	2:B:78:PHE:HE1	6	0.17
(1,6442)	2:B:12:MET:HE1	2:B:78:PHE:HE2	6	0.17
(1,6442)	2:B:12:MET:HE3	2:B:75:TYR:HD1	7	0.17
(1,6442)	2:B:12:MET:HE3	2:B:75:TYR:HD2	7	0.17
(1,6442)	2:B:12:MET:HE1	2:B:75:TYR:HD1	7	0.17
(1,6442)	2:B:12:MET:HE1	2:B:75:TYR:HD2	7	0.17
(1,6442)	2:B:12:MET:HE2	2:B:75:TYR:HD1	7	0.17
(1,6442)	2:B:12:MET:HE2	2:B:75:TYR:HD2	7	0.17
(1,6442)	2:B:12:MET:HE3	2:B:78:PHE:HE1	7	0.17
(1,6442)	2:B:12:MET:HE3	2:B:78:PHE:HE2	7	0.17
(1,6442)	2:B:12:MET:HE1	2:B:78:PHE:HE1	7	0.17
(1,6442)	2:B:12:MET:HE1	2:B:78:PHE:HE2	7	0.17
(1,6441)	2:B:12:MET:HE3	2:B:78:PHE:HD1	16	0.17
(1,6441)	2:B:12:MET:HE3	2:B:78:PHE:HD2	16	0.17
(1,6441)	2:B:12:MET:HE3	2:B:72:PHE:HE1	16	0.17
(1,6441)	2:B:12:MET:HE3	2:B:72:PHE:HE2	16	0.17
(1,6441)	2:B:12:MET:HE1	2:B:78:PHE:HD1	16	0.17
(1,6441)	2:B:12:MET:HE1	2:B:78:PHE:HD2	16	0.17
(1,6441)	2:B:12:MET:HE2	2:B:78:PHE:HD1	16	0.17
(1,6441)	2:B:12:MET:HE2	2:B:78:PHE:HD2	16	0.17
(1,6437)	2:B:12:MET:HE2	2:A:79:LEU:HB3	4	0.17
(1,6437)	2:B:12:MET:HE1	2:A:79:LEU:HB3	4	0.17
(1,6437)	2:B:12:MET:HE3	2:A:79:LEU:HB3	4	0.17
(1,6437)	2:B:12:MET:HE1	2:A:5:LEU:HD13	4	0.17
(1,6437)	2:B:12:MET:HE1	2:A:5:LEU:HD11	4	0.17
(1,6437)	2:B:12:MET:HE1	2:A:5:LEU:HD12	4	0.17
(1,6419)	2:A:13:VAL:HG23	2:B:91:GLU:HB3	18	0.17
(1,6419)	2:A:13:VAL:HG22	2:B:91:GLU:HB3	18	0.17
(1,6419)	2:A:13:VAL:HG21	2:B:91:GLU:HB3	18	0.17
(1,6419)	2:A:13:VAL:HG22	2:A:18:LYS:HB3	18	0.17
(1,6419)	2:A:13:VAL:HG21	2:A:18:LYS:HB3	18	0.17
(1,6419)	2:B:13:VAL:HG21	2:A:5:LEU:HG	18	0.17
(1,6419)	2:B:13:VAL:HG22	2:A:5:LEU:HG	18	0.17
(1,6419)	2:A:13:VAL:HG23	2:A:18:LYS:HB3	18	0.17
(1,6284)	2:A:26:LYS:HB2	2:A:26:LYS:HE2	6	0.17
(1,6284)	2:B:26:LYS:HB2	2:B:26:LYS:HE2	6	0.17
(1,6284)	2:A:26:LYS:HB2	2:A:26:LYS:HE3	6	0.17
(1,6284)	2:B:26:LYS:HB2	2:B:26:LYS:HE3	6	0.17
(1,6284)	2:A:26:LYS:HB2	2:A:26:LYS:HE2	14	0.17
(1,6284)	2:B:26:LYS:HB2	2:B:26:LYS:HE2	14	0.17
(1,6284)	2:A:26:LYS:HB2	2:A:26:LYS:HE3	14	0.17

Continued on next page...

Continued from previous page...

Key	Atom-1	Atom-2	Model ID	Violation (Å)
(1,6284)	2:B:26:LYS:HB2	2:B:26:LYS:HE3	14	0.17
(1,628)	2:B:76:CYS:HA	2:B:12:MET:HA	13	0.17
(1,6270)	2:A:27:PHE:HA	2:A:75:TYR:HD1	20	0.17
(1,6270)	2:A:27:PHE:HA	2:A:75:TYR:HD2	20	0.17
(1,6270)	2:B:27:PHE:HA	2:B:75:TYR:HD1	20	0.17
(1,6270)	2:B:27:PHE:HA	2:B:75:TYR:HD2	20	0.17
(1,621)	2:A:76:CYS:HA	1:C:1910:MET:HG3	12	0.17
(1,621)	2:A:76:CYS:HA	1:C:1910:MET:HE1	12	0.17
(1,621)	2:A:76:CYS:HA	1:C:1910:MET:HE2	12	0.17
(1,621)	2:A:76:CYS:HA	1:C:1910:MET:HE3	12	0.17
(1,621)	2:A:76:CYS:HA	1:C:1910:MET:HG2	12	0.17
(1,6157)	2:B:36:GLU:HG2	2:B:40:ARG:HD3	16	0.17
(1,6157)	2:A:36:GLU:HG2	2:A:40:ARG:HD3	16	0.17
(1,6157)	2:B:36:GLU:HG2	2:B:40:ARG:HD2	16	0.17
(1,6157)	2:A:36:GLU:HG2	2:A:40:ARG:HD2	16	0.17
(1,6101)	2:B:38:LEU:HD22	2:B:35:LYS:H	1	0.17
(1,6101)	2:B:38:LEU:HD23	2:B:35:LYS:H	1	0.17
(1,6101)	2:B:38:LEU:HD21	2:B:35:LYS:H	1	0.17
(1,6101)	2:B:38:LEU:HD22	1:C:1930:VAL:H	1	0.17
(1,6101)	2:B:38:LEU:HD23	1:C:1930:VAL:H	1	0.17
(1,5984)	2:A:54:ALA:HB1	1:C:1898:ARG:HB2	6	0.17
(1,5984)	2:A:54:ALA:HB2	1:C:1898:ARG:HB2	6	0.17
(1,5984)	2:A:54:ALA:HB3	1:C:1898:ARG:HB2	6	0.17
(1,5984)	2:B:54:ALA:HB3	2:B:57:LYS:HB2	6	0.17
(1,5984)	2:B:54:ALA:HB1	2:B:57:LYS:HB2	6	0.17
(1,5768)	2:B:83:ALA:HB1	2:B:79:LEU:HA	8	0.17
(1,5768)	2:B:83:ALA:HB2	2:B:79:LEU:HA	8	0.17
(1,5768)	2:A:83:ALA:HB1	2:B:75:TYR:HB2	8	0.17
(1,5768)	2:A:83:ALA:HB3	2:B:75:TYR:HB2	8	0.17
(1,5768)	2:A:83:ALA:HB2	2:B:75:TYR:HB2	8	0.17
(1,5768)	2:A:83:ALA:HB3	2:B:79:LEU:HA	8	0.17
(1,5768)	2:A:83:ALA:HB2	2:B:79:LEU:HA	8	0.17
(1,5768)	2:A:83:ALA:HB1	2:B:79:LEU:HA	8	0.17
(1,5752)	2:A:84:MET:HE2	2:A:86:CYS:H	1	0.17
(1,5752)	2:A:84:MET:HE1	2:A:86:CYS:H	1	0.17
(1,5752)	2:A:84:MET:HE3	2:A:77:VAL:H	1	0.17
(1,5752)	2:A:84:MET:HE1	2:A:77:VAL:H	1	0.17
(1,5752)	2:A:84:MET:HE2	2:A:86:CYS:H	13	0.17
(1,5752)	2:A:84:MET:HE1	2:A:86:CYS:H	13	0.17
(1,5752)	2:A:84:MET:HE3	2:A:77:VAL:H	13	0.17
(1,5752)	2:A:84:MET:HE1	2:A:77:VAL:H	13	0.17
(1,5752)	2:A:84:MET:HE2	2:A:86:CYS:H	19	0.17

Continued on next page...

Continued from previous page...

Key	Atom-1	Atom-2	Model ID	Violation (Å)
(1,5752)	2:A:84:MET:HE1	2:A:86:CYS:H	19	0.17
(1,5752)	2:A:84:MET:HE3	2:A:77:VAL:H	19	0.17
(1,5752)	2:A:84:MET:HE1	2:A:77:VAL:H	19	0.17
(1,5752)	2:A:84:MET:HE2	2:A:86:CYS:H	20	0.17
(1,5752)	2:A:84:MET:HE1	2:A:86:CYS:H	20	0.17
(1,5752)	2:A:84:MET:HE3	2:A:77:VAL:H	20	0.17
(1,5752)	2:A:84:MET:HE1	2:A:77:VAL:H	20	0.17
(1,5747)	2:B:85:MET:HE1	2:B:61:ASN:HD21	6	0.17
(1,5747)	2:B:85:MET:HE3	2:B:45:PHE:HE1	6	0.17
(1,5747)	2:B:85:MET:HE3	2:B:45:PHE:HE2	6	0.17
(1,5747)	2:B:85:MET:HE2	2:B:61:ASN:HD21	6	0.17
(1,5747)	2:B:85:MET:HE2	2:B:45:PHE:HE1	6	0.17
(1,5747)	2:B:85:MET:HE2	2:B:45:PHE:HE2	6	0.17
(1,5747)	2:B:85:MET:HE1	2:B:61:ASN:HD21	7	0.17
(1,5747)	2:B:85:MET:HE3	2:B:45:PHE:HE1	7	0.17
(1,5747)	2:B:85:MET:HE3	2:B:45:PHE:HE2	7	0.17
(1,5747)	2:B:85:MET:HE2	2:B:61:ASN:HD21	7	0.17
(1,5747)	2:B:85:MET:HE2	2:B:45:PHE:HE1	7	0.17
(1,5747)	2:B:85:MET:HE2	2:B:45:PHE:HE2	7	0.17
(1,5747)	2:B:85:MET:HE1	2:B:61:ASN:HD21	9	0.17
(1,5747)	2:B:85:MET:HE3	2:B:45:PHE:HE1	9	0.17
(1,5747)	2:B:85:MET:HE3	2:B:45:PHE:HE2	9	0.17
(1,5747)	2:B:85:MET:HE2	2:B:61:ASN:HD21	9	0.17
(1,5747)	2:B:85:MET:HE2	2:B:45:PHE:HE1	9	0.17
(1,5747)	2:B:85:MET:HE2	2:B:45:PHE:HE2	9	0.17
(1,5747)	2:B:85:MET:HE1	2:B:61:ASN:HD21	19	0.17
(1,5747)	2:B:85:MET:HE3	2:B:45:PHE:HE1	19	0.17
(1,5747)	2:B:85:MET:HE3	2:B:45:PHE:HE2	19	0.17
(1,5747)	2:B:85:MET:HE2	2:B:61:ASN:HD21	19	0.17
(1,5747)	2:B:85:MET:HE2	2:B:45:PHE:HE1	19	0.17
(1,5747)	2:B:85:MET:HE2	2:B:45:PHE:HE2	19	0.17
(1,5742)	2:B:85:MET:HE2	1:C:1921:LEU:HD11	8	0.17
(1,5742)	2:B:85:MET:HE2	1:C:1921:LEU:HD12	8	0.17
(1,5742)	2:B:85:MET:HE2	1:C:1921:LEU:HD13	8	0.17
(1,5742)	2:B:85:MET:HE1	1:C:1921:LEU:HD11	8	0.17
(1,5742)	2:B:85:MET:HE1	1:C:1921:LEU:HD12	8	0.17
(1,5742)	2:B:85:MET:HE1	1:C:1921:LEU:HD13	8	0.17
(1,5742)	2:B:85:MET:HE1	1:C:1926:LEU:HD11	8	0.17
(1,5742)	2:B:85:MET:HE1	1:C:1926:LEU:HD12	8	0.17
(1,5742)	2:B:85:MET:HE1	1:C:1926:LEU:HD13	8	0.17
(1,5742)	2:B:85:MET:HE3	1:C:1921:LEU:HD11	8	0.17
(1,5742)	2:B:85:MET:HE3	1:C:1921:LEU:HD12	8	0.17

Continued on next page...

Continued from previous page...

Key	Atom-1	Atom-2	Model ID	Violation (Å)
(1,5742)	2:B:85:MET:HE3	1:C:1921:LEU:HD13	8	0.17
(1,5650)	1:C:1900:LEU:HD11	2:A:59:MET:H	5	0.17
(1,5650)	1:C:1900:LEU:HD12	2:A:59:MET:H	5	0.17
(1,5650)	1:C:1900:LEU:HD13	2:A:59:MET:H	5	0.17
(1,5650)	1:C:1900:LEU:HD11	2:A:59:MET:H	15	0.17
(1,5650)	1:C:1900:LEU:HD12	2:A:59:MET:H	15	0.17
(1,5650)	1:C:1900:LEU:HD13	2:A:59:MET:H	15	0.17
(1,5621)	1:C:1903:ALA:HB1	1:C:1899:GLU:HG3	5	0.17
(1,5621)	1:C:1903:ALA:HB2	1:C:1899:GLU:HG3	5	0.17
(1,5621)	1:C:1903:ALA:HB3	1:C:1899:GLU:HG3	5	0.17
(1,5621)	1:C:1903:ALA:HB1	1:C:1899:GLU:HG3	15	0.17
(1,5621)	1:C:1903:ALA:HB2	1:C:1899:GLU:HG3	15	0.17
(1,5621)	1:C:1903:ALA:HB3	1:C:1899:GLU:HG3	15	0.17
(1,5350)	1:C:1917:LEU:HD11	2:B:62:LEU:HD12	17	0.17
(1,5350)	1:C:1917:LEU:HD12	2:B:62:LEU:HD12	17	0.17
(1,5350)	1:C:1917:LEU:HD13	2:B:62:LEU:HD12	17	0.17
(1,5350)	1:C:1917:LEU:HD11	2:B:62:LEU:HD11	17	0.17
(1,5350)	1:C:1917:LEU:HD12	2:B:62:LEU:HD11	17	0.17
(1,5350)	1:C:1917:LEU:HD13	2:B:62:LEU:HD11	17	0.17
(1,5350)	1:C:1917:LEU:HD11	2:B:62:LEU:HD13	17	0.17
(1,5350)	1:C:1917:LEU:HD12	2:B:62:LEU:HD13	17	0.17
(1,5350)	1:C:1917:LEU:HD13	2:B:62:LEU:HD13	17	0.17
(1,5287)	1:C:1921:LEU:HD21	1:C:1917:LEU:HD21	20	0.17
(1,5287)	1:C:1921:LEU:HD21	1:C:1917:LEU:HD22	20	0.17
(1,5287)	1:C:1921:LEU:HD21	1:C:1917:LEU:HD23	20	0.17
(1,5287)	1:C:1921:LEU:HD22	1:C:1917:LEU:HD21	20	0.17
(1,5287)	1:C:1921:LEU:HD22	1:C:1917:LEU:HD22	20	0.17
(1,5287)	1:C:1921:LEU:HD22	1:C:1917:LEU:HD23	20	0.17
(1,5287)	1:C:1921:LEU:HD23	1:C:1917:LEU:HD21	20	0.17
(1,5287)	1:C:1921:LEU:HD23	1:C:1917:LEU:HD22	20	0.17
(1,5287)	1:C:1921:LEU:HD23	1:C:1917:LEU:HD23	20	0.17
(1,5178)	1:C:1929:VAL:HG11	2:B:45:PHE:HA	2	0.17
(1,5178)	1:C:1929:VAL:HG12	2:B:45:PHE:HA	2	0.17
(1,5178)	1:C:1929:VAL:HG13	2:B:45:PHE:HA	2	0.17
(1,5169)	1:C:1929:VAL:HG11	2:B:48:LYS:H	8	0.17
(1,5169)	1:C:1929:VAL:HG12	2:B:48:LYS:H	8	0.17
(1,5169)	1:C:1929:VAL:HG13	2:B:48:LYS:H	8	0.17
(1,5162)	1:C:1930:VAL:HG21	2:B:90:PHE:HB3	6	0.17
(1,5162)	1:C:1930:VAL:HG22	2:B:90:PHE:HB3	6	0.17
(1,5162)	1:C:1930:VAL:HG23	2:B:90:PHE:HB3	6	0.17
(1,5162)	1:C:1930:VAL:HG21	2:B:90:PHE:HB3	15	0.17
(1,5162)	1:C:1930:VAL:HG22	2:B:90:PHE:HB3	15	0.17

Continued on next page...

Continued from previous page...

Key	Atom-1	Atom-2	Model ID	Violation (Å)
(1,5162)	1:C:1930:VAL:HG23	2:B:90:PHE:HB3	15	0.17
(1,5120)	1:C:1934:MET:HE1	2:A:9:LEU:HD12	2	0.17
(1,5120)	1:C:1934:MET:HE2	2:A:9:LEU:HD12	2	0.17
(1,5120)	1:C:1934:MET:HE3	2:A:9:LEU:HD12	2	0.17
(1,5120)	1:C:1934:MET:HE1	2:A:9:LEU:HD13	2	0.17
(1,5120)	1:C:1934:MET:HE2	2:A:9:LEU:HD13	2	0.17
(1,5120)	1:C:1934:MET:HE3	2:A:9:LEU:HD13	2	0.17
(1,5120)	1:C:1934:MET:HE1	2:A:9:LEU:HD11	2	0.17
(1,5120)	1:C:1934:MET:HE2	2:A:9:LEU:HD11	2	0.17
(1,5120)	1:C:1934:MET:HE3	2:A:9:LEU:HD11	2	0.17
(1,5120)	1:C:1934:MET:HE1	2:A:9:LEU:HD12	18	0.17
(1,5120)	1:C:1934:MET:HE2	2:A:9:LEU:HD12	18	0.17
(1,5120)	1:C:1934:MET:HE3	2:A:9:LEU:HD12	18	0.17
(1,5120)	1:C:1934:MET:HE1	2:A:9:LEU:HD13	18	0.17
(1,5120)	1:C:1934:MET:HE2	2:A:9:LEU:HD13	18	0.17
(1,5120)	1:C:1934:MET:HE3	2:A:9:LEU:HD13	18	0.17
(1,5120)	1:C:1934:MET:HE1	2:A:9:LEU:HD11	18	0.17
(1,5120)	1:C:1934:MET:HE2	2:A:9:LEU:HD11	18	0.17
(1,5120)	1:C:1934:MET:HE3	2:A:9:LEU:HD11	18	0.17
(1,5120)	1:C:1934:MET:HE1	2:A:9:LEU:HD12	19	0.17
(1,5120)	1:C:1934:MET:HE2	2:A:9:LEU:HD12	19	0.17
(1,5120)	1:C:1934:MET:HE3	2:A:9:LEU:HD12	19	0.17
(1,5120)	1:C:1934:MET:HE1	2:A:9:LEU:HD13	19	0.17
(1,5120)	1:C:1934:MET:HE2	2:A:9:LEU:HD13	19	0.17
(1,5120)	1:C:1934:MET:HE3	2:A:9:LEU:HD13	19	0.17
(1,5120)	1:C:1934:MET:HE1	2:A:9:LEU:HD11	19	0.17
(1,5120)	1:C:1934:MET:HE2	2:A:9:LEU:HD11	19	0.17
(1,5120)	1:C:1934:MET:HE3	2:A:9:LEU:HD11	19	0.17
(1,5053)	1:C:1904:THR:H	1:C:1902:ASP:HB3	20	0.17
(1,5009)	1:C:1909:ALA:H	1:C:1905:GLU:HB3	14	0.17
(1,5009)	1:C:1909:ALA:H	1:C:1905:GLU:HB2	14	0.17
(1,4982)	1:C:1911:ASN:HD22	1:C:1915:SER:HA	4	0.17
(1,4982)	1:C:1911:ASN:HD22	2:B:84:MET:HA	4	0.17
(1,4723)	2:A:82:ILE:HD12	1:C:1900:LEU:HB2	3	0.17
(1,4723)	2:A:82:ILE:HD13	1:C:1900:LEU:HB2	3	0.17
(1,4723)	2:A:82:ILE:HD11	1:C:1900:LEU:HB2	3	0.17
(1,4720)	2:A:82:ILE:HG21	1:C:1900:LEU:HB2	6	0.17
(1,4720)	2:A:82:ILE:HG22	1:C:1900:LEU:HB2	6	0.17
(1,4720)	2:A:82:ILE:HG23	1:C:1900:LEU:HB2	6	0.17
(1,4691)	2:B:74:GLU:HG3	1:C:1921:LEU:HD11	1	0.17
(1,4691)	2:B:74:GLU:HG3	1:C:1921:LEU:HD12	1	0.17
(1,4691)	2:B:74:GLU:HG3	1:C:1921:LEU:HD13	1	0.17

Continued on next page...

Continued from previous page...

Key	Atom-1	Atom-2	Model ID	Violation (Å)
(1,4691)	2:B:76:CYS:HB3	1:C:1921:LEU:HD11	1	0.17
(1,4691)	2:B:76:CYS:HB3	1:C:1921:LEU:HD12	1	0.17
(1,4691)	2:B:76:CYS:HB3	1:C:1921:LEU:HD13	1	0.17
(1,4691)	2:B:74:GLU:HG3	1:C:1926:LEU:HD11	1	0.17
(1,4691)	2:B:74:GLU:HG3	1:C:1926:LEU:HD12	1	0.17
(1,4691)	2:B:74:GLU:HG3	1:C:1926:LEU:HD13	1	0.17
(1,4589)	1:C:1918:LYS:HD2	1:C:1915:SER:HB2	19	0.17
(1,4588)	2:A:57:LYS:HD3	1:C:1905:GLU:HA	7	0.17
(1,4484)	2:B:57:LYS:HD3	1:C:1924:GLY:H	17	0.17
(1,4484)	2:A:83:ALA:HB3	1:C:1909:ALA:H	17	0.17
(1,4484)	2:A:83:ALA:HB2	1:C:1909:ALA:H	17	0.17
(1,4484)	2:A:83:ALA:HB1	1:C:1909:ALA:H	17	0.17
(1,4484)	2:A:87:ASN:HB3	1:C:1909:ALA:H	17	0.17
(1,4484)	1:C:1898:ARG:HG2	1:C:1909:ALA:H	17	0.17
(1,4484)	1:C:1898:ARG:HG3	1:C:1909:ALA:H	17	0.17
(1,4390)	1:C:1928:PHE:HZ	1:C:1929:VAL:HG11	8	0.17
(1,4390)	1:C:1928:PHE:HZ	1:C:1929:VAL:HG12	8	0.17
(1,4390)	1:C:1928:PHE:HZ	1:C:1929:VAL:HG13	8	0.17
(1,4162)	2:A:54:ALA:HB2	1:C:1900:LEU:HB3	5	0.17
(1,4162)	2:A:54:ALA:HB3	1:C:1900:LEU:HB3	5	0.17
(1,4162)	2:A:54:ALA:HB1	1:C:1900:LEU:HB3	5	0.17
(1,4162)	2:A:54:ALA:HB2	1:C:1900:LEU:HB3	18	0.17
(1,4162)	2:A:54:ALA:HB3	1:C:1900:LEU:HB3	18	0.17
(1,4162)	2:A:54:ALA:HB1	1:C:1900:LEU:HB3	18	0.17
(1,4150)	2:B:61:ASN:HA	1:C:1926:LEU:HG	18	0.17
(1,4150)	2:B:61:ASN:HA	1:C:1921:LEU:HB3	18	0.17
(1,4149)	2:B:61:ASN:HA	1:C:1921:LEU:HD11	10	0.17
(1,4149)	2:B:61:ASN:HA	1:C:1921:LEU:HD12	10	0.17
(1,4149)	2:B:61:ASN:HA	1:C:1921:LEU:HD13	10	0.17
(1,4149)	2:B:61:ASN:HA	1:C:1921:LEU:HD11	16	0.17
(1,4149)	2:B:61:ASN:HA	1:C:1921:LEU:HD12	16	0.17
(1,4149)	2:B:61:ASN:HA	1:C:1921:LEU:HD13	16	0.17
(1,4126)	2:A:76:CYS:HA	1:C:1910:MET:HG2	12	0.17
(1,4126)	2:A:76:CYS:HA	1:C:1910:MET:HG3	12	0.17
(1,4126)	2:A:76:CYS:HA	1:C:1910:MET:HE1	12	0.17
(1,4126)	2:A:76:CYS:HA	1:C:1910:MET:HE2	12	0.17
(1,4126)	2:A:76:CYS:HA	1:C:1910:MET:HE3	12	0.17
(1,4065)	2:B:85:MET:HE1	1:C:1930:VAL:HA	16	0.17
(1,4065)	2:B:85:MET:HE3	1:C:1930:VAL:HA	16	0.17
(1,4065)	2:B:85:MET:HE2	1:C:1930:VAL:HA	16	0.17
(1,4061)	2:B:85:MET:HE1	1:C:1928:PHE:HB2	3	0.17
(1,4061)	2:B:85:MET:HE3	1:C:1928:PHE:HB2	3	0.17

Continued on next page...

Continued from previous page...

Key	Atom-1	Atom-2	Model ID	Violation (Å)
(1,4061)	2:B:85:MET:HE1	1:C:1928:PHE:HB2	10	0.17
(1,4061)	2:B:85:MET:HE3	1:C:1928:PHE:HB2	10	0.17
(1,4061)	2:B:85:MET:HE1	1:C:1928:PHE:HB2	13	0.17
(1,4061)	2:B:85:MET:HE3	1:C:1928:PHE:HB2	13	0.17
(1,4056)	2:B:85:MET:HE2	1:C:1922:ARG:HG2	8	0.17
(1,4056)	2:B:85:MET:HE1	1:C:1922:ARG:HG2	8	0.17
(1,4054)	2:B:85:MET:HE2	1:C:1921:LEU:HD11	5	0.17
(1,4054)	2:B:85:MET:HE2	1:C:1921:LEU:HD12	5	0.17
(1,4054)	2:B:85:MET:HE2	1:C:1921:LEU:HD13	5	0.17
(1,4054)	2:B:85:MET:HE1	1:C:1921:LEU:HD11	5	0.17
(1,4054)	2:B:85:MET:HE1	1:C:1921:LEU:HD12	5	0.17
(1,4054)	2:B:85:MET:HE1	1:C:1921:LEU:HD13	5	0.17
(1,4054)	2:B:85:MET:HE3	1:C:1921:LEU:HD11	5	0.17
(1,4054)	2:B:85:MET:HE3	1:C:1921:LEU:HD12	5	0.17
(1,4054)	2:B:85:MET:HE3	1:C:1921:LEU:HD13	5	0.17
(1,4054)	2:B:85:MET:HE2	1:C:1921:LEU:HD11	8	0.17
(1,4054)	2:B:85:MET:HE2	1:C:1921:LEU:HD12	8	0.17
(1,4054)	2:B:85:MET:HE2	1:C:1921:LEU:HD13	8	0.17
(1,4054)	2:B:85:MET:HE1	1:C:1921:LEU:HD11	8	0.17
(1,4054)	2:B:85:MET:HE1	1:C:1921:LEU:HD12	8	0.17
(1,4054)	2:B:85:MET:HE1	1:C:1921:LEU:HD13	8	0.17
(1,4054)	2:B:85:MET:HE3	1:C:1921:LEU:HD11	8	0.17
(1,4054)	2:B:85:MET:HE3	1:C:1921:LEU:HD12	8	0.17
(1,4054)	2:B:85:MET:HE3	1:C:1921:LEU:HD13	8	0.17
(1,4049)	2:A:85:MET:HE2	1:C:1899:GLU:H	11	0.17
(1,4049)	2:A:85:MET:HE3	1:C:1899:GLU:H	11	0.17
(1,4049)	2:A:85:MET:HE1	1:C:1899:GLU:H	11	0.17
(1,4038)	2:A:85:MET:HB2	1:C:1903:ALA:HB1	20	0.17
(1,4038)	2:A:85:MET:HB2	1:C:1903:ALA:HB2	20	0.17
(1,4038)	2:A:85:MET:HB2	1:C:1903:ALA:HB3	20	0.17
(1,4025)	2:B:82:ILE:HD11	1:C:1929:VAL:HG11	5	0.17
(1,4025)	2:B:82:ILE:HD11	1:C:1929:VAL:HG12	5	0.17
(1,4025)	2:B:82:ILE:HD11	1:C:1929:VAL:HG13	5	0.17
(1,4025)	2:B:82:ILE:HD12	1:C:1929:VAL:HG11	5	0.17
(1,4025)	2:B:82:ILE:HD12	1:C:1929:VAL:HG12	5	0.17
(1,4025)	2:B:82:ILE:HD12	1:C:1929:VAL:HG13	5	0.17
(1,4025)	2:B:82:ILE:HD13	1:C:1929:VAL:HG11	5	0.17
(1,4025)	2:B:82:ILE:HD13	1:C:1929:VAL:HG12	5	0.17
(1,4025)	2:B:82:ILE:HD13	1:C:1929:VAL:HG13	5	0.17
(1,4017)	2:B:38:LEU:HD22	1:C:1929:VAL:HG11	10	0.17
(1,4017)	2:B:38:LEU:HD22	1:C:1929:VAL:HG12	10	0.17
(1,4017)	2:B:38:LEU:HD22	1:C:1929:VAL:HG13	10	0.17

Continued on next page...

Continued from previous page...

Key	Atom-1	Atom-2	Model ID	Violation (Å)
(1,4017)	2:B:38:LEU:HD23	1:C:1929:VAL:HG11	10	0.17
(1,4017)	2:B:38:LEU:HD23	1:C:1929:VAL:HG12	10	0.17
(1,4017)	2:B:38:LEU:HD23	1:C:1929:VAL:HG13	10	0.17
(1,4017)	2:B:38:LEU:HD21	1:C:1929:VAL:HG11	10	0.17
(1,4017)	2:B:38:LEU:HD21	1:C:1929:VAL:HG12	10	0.17
(1,4017)	2:B:38:LEU:HD21	1:C:1929:VAL:HG13	10	0.17
(1,3963)	2:B:77:VAL:HG23	1:C:1920:LYS:HG3	9	0.17
(1,3963)	2:B:77:VAL:HG23	1:C:1922:ARG:HG2	9	0.17
(1,3963)	2:B:77:VAL:HG21	1:C:1922:ARG:HG2	9	0.17
(1,3963)	2:B:77:VAL:HG22	1:C:1920:LYS:HG3	9	0.17
(1,3963)	2:B:77:VAL:HG22	1:C:1922:ARG:HG2	9	0.17
(1,3919)	2:A:58:LEU:HD12	1:C:1899:GLU:HG3	19	0.17
(1,3919)	2:A:58:LEU:HD13	1:C:1899:GLU:HG3	19	0.17
(1,3919)	2:A:58:LEU:HD11	1:C:1899:GLU:HG3	19	0.17
(1,3882)	2:A:19:TYR:HE1	2:A:36:GLU:HG2	17	0.17
(1,3882)	2:A:19:TYR:HE2	2:A:36:GLU:HG2	17	0.17
(1,3820)	2:A:78:PHE:H	2:A:78:PHE:HE1	4	0.17
(1,3820)	2:A:78:PHE:H	2:A:78:PHE:HE2	4	0.17
(1,3820)	2:A:78:PHE:H	2:A:78:PHE:HE1	18	0.17
(1,3820)	2:A:78:PHE:H	2:A:78:PHE:HE2	18	0.17
(1,3820)	2:A:78:PHE:H	2:A:78:PHE:HE1	19	0.17
(1,3820)	2:A:78:PHE:H	2:A:78:PHE:HE2	19	0.17
(1,3814)	2:B:95:ASP:H	2:B:94:PRO:HA	2	0.17
(1,3814)	2:B:95:ASP:H	2:B:94:PRO:HA	12	0.17
(1,3745)	2:B:93:PHE:H	2:B:94:PRO:HA	20	0.17
(1,3420)	2:B:42:LEU:H	2:B:37:LEU:HB3	20	0.17
(1,3245)	2:A:97:GLN:H	2:A:96:LYS:HA	13	0.17
(1,3228)	2:A:95:ASP:H	2:A:93:PHE:HA	6	0.17
(1,3163)	2:A:86:CYS:H	2:B:9:LEU:HB2	16	0.17
(1,3075)	2:A:74:GLU:H	2:A:70:VAL:HB	8	0.17
(1,2995)	2:A:62:LEU:H	2:A:57:LYS:HE2	16	0.17
(1,2600)	2:A:29:LEU:H	2:A:27:PHE:HD1	16	0.17
(1,2600)	2:A:29:LEU:H	2:A:27:PHE:HD2	16	0.17
(1,2570)	2:B:84:MET:HE1	2:A:72:PHE:HZ	2	0.17
(1,2570)	2:B:84:MET:HE2	2:A:72:PHE:HZ	2	0.17
(1,252)	2:B:84:MET:HE1	2:A:72:PHE:HD1	10	0.17
(1,252)	2:B:84:MET:HE1	2:A:72:PHE:HD2	10	0.17
(1,252)	2:B:84:MET:HE2	2:A:72:PHE:HD1	10	0.17
(1,252)	2:B:84:MET:HE2	2:A:72:PHE:HD2	10	0.17
(1,248)	2:B:84:MET:HE1	2:B:80:SER:HB3	9	0.17
(1,248)	2:B:84:MET:HE2	2:B:80:SER:HB3	9	0.17
(1,248)	2:B:84:MET:HE1	2:B:80:SER:HB3	10	0.17

Continued on next page...

Continued from previous page...

Key	Atom-1	Atom-2	Model ID	Violation (Å)
(1,248)	2:B:84:MET:HE2	2:B:80:SER:HB3	10	0.17
(1,248)	2:B:84:MET:HE1	2:B:80:SER:HB3	14	0.17
(1,248)	2:B:84:MET:HE2	2:B:80:SER:HB3	14	0.17
(1,2479)	2:B:7:LYS:HG2	2:B:7:LYS:H	5	0.17
(1,243)	2:B:84:MET:HE2	2:B:85:MET:HB2	4	0.17
(1,243)	2:B:84:MET:HE1	2:B:85:MET:HB2	4	0.17
(1,2388)	2:B:9:LEU:HD11	2:A:42:LEU:HB3	15	0.17
(1,2388)	2:B:9:LEU:HD13	2:A:42:LEU:HB3	15	0.17
(1,2388)	2:B:9:LEU:HD12	2:A:42:LEU:HB3	15	0.17
(1,235)	2:B:84:MET:HA	2:A:72:PHE:HE1	7	0.17
(1,235)	2:B:84:MET:HA	2:A:72:PHE:HE2	7	0.17
(1,2281)	2:B:12:MET:HE3	2:B:76:CYS:H	5	0.17
(1,2281)	2:B:12:MET:HE2	2:B:76:CYS:H	5	0.17
(1,2281)	2:B:12:MET:HE1	2:B:76:CYS:H	5	0.17
(1,2281)	2:B:12:MET:HE3	2:B:76:CYS:H	19	0.17
(1,2281)	2:B:12:MET:HE2	2:B:76:CYS:H	19	0.17
(1,2281)	2:B:12:MET:HE1	2:B:76:CYS:H	19	0.17
(1,2280)	2:B:12:MET:HE3	2:A:84:MET:H	2	0.17
(1,2280)	2:B:12:MET:HE2	2:A:84:MET:H	2	0.17
(1,2280)	2:B:12:MET:HE1	2:A:84:MET:H	2	0.17
(1,2280)	2:B:12:MET:HE3	2:A:84:MET:H	5	0.17
(1,2280)	2:B:12:MET:HE2	2:A:84:MET:H	5	0.17
(1,2280)	2:B:12:MET:HE1	2:A:84:MET:H	5	0.17
(1,2280)	2:B:12:MET:HE3	2:A:84:MET:H	15	0.17
(1,2280)	2:B:12:MET:HE2	2:A:84:MET:H	15	0.17
(1,2280)	2:B:12:MET:HE1	2:A:84:MET:H	15	0.17
(1,2280)	2:B:12:MET:HE3	2:A:84:MET:H	17	0.17
(1,2280)	2:B:12:MET:HE2	2:A:84:MET:H	17	0.17
(1,2280)	2:B:12:MET:HE1	2:A:84:MET:H	17	0.17
(1,2279)	2:B:12:MET:HE2	2:A:83:ALA:H	4	0.17
(1,2279)	2:B:12:MET:HE3	2:A:83:ALA:H	4	0.17
(1,2279)	2:B:12:MET:HE1	2:A:83:ALA:H	4	0.17
(1,2268)	2:B:12:MET:HE1	2:B:12:MET:HG2	4	0.17
(1,2268)	2:B:12:MET:HE3	2:B:12:MET:HG2	4	0.17
(1,2268)	2:B:12:MET:HE2	2:B:12:MET:HG2	4	0.17
(1,2268)	2:B:12:MET:HE1	2:B:12:MET:HG2	5	0.17
(1,2268)	2:B:12:MET:HE3	2:B:12:MET:HG2	5	0.17
(1,2268)	2:B:12:MET:HE2	2:B:12:MET:HG2	5	0.17
(1,2268)	2:B:12:MET:HE1	2:B:12:MET:HG2	19	0.17
(1,2268)	2:B:12:MET:HE3	2:B:12:MET:HG2	19	0.17
(1,2268)	2:B:12:MET:HE2	2:B:12:MET:HG2	19	0.17
(1,2233)	2:A:13:VAL:HG23	2:B:87:ASN:H	11	0.17

Continued on next page...

Continued from previous page...

Key	Atom-1	Atom-2	Model ID	Violation (Å)
(1,2233)	2:A:13:VAL:HG21	2:B:87:ASN:H	11	0.17
(1,2233)	2:A:13:VAL:HG22	2:B:87:ASN:H	11	0.17
(1,2134)	2:B:18:LYS:HE2	2:B:18:LYS:HG2	18	0.17
(1,1918)	2:A:34:LEU:HD21	2:A:33:GLU:H	2	0.17
(1,1918)	2:A:34:LEU:HD23	2:A:33:GLU:H	2	0.17
(1,1918)	2:A:34:LEU:HD21	2:A:33:GLU:H	14	0.17
(1,1918)	2:A:34:LEU:HD23	2:A:33:GLU:H	14	0.17
(1,1608)	2:B:42:LEU:HD13	2:A:9:LEU:H	8	0.17
(1,1608)	2:B:42:LEU:HD11	2:A:9:LEU:H	8	0.17
(1,1608)	2:B:42:LEU:HD12	2:A:9:LEU:H	8	0.17
(1,1408)	2:A:49:ARG:HD2	2:A:54:ALA:HB2	16	0.17
(1,1408)	2:A:49:ARG:HD2	2:A:54:ALA:HB1	16	0.17
(1,1408)	2:A:49:ARG:HD2	2:A:54:ALA:HB3	16	0.17
(1,1403)	2:A:49:ARG:HA	2:A:54:ALA:HB2	10	0.17
(1,1403)	2:A:49:ARG:HA	2:A:54:ALA:HB3	10	0.17
(1,1403)	2:A:49:ARG:HA	2:A:54:ALA:HB1	10	0.17
(1,1361)	2:B:52:GLU:HG2	2:B:51:ASP:HB2	6	0.17
(1,1361)	2:B:52:GLU:HG3	2:B:51:ASP:HB2	6	0.17
(1,1302)	2:B:54:ALA:HB2	2:B:55:PHE:H	5	0.17
(1,1302)	2:B:54:ALA:HB1	2:B:55:PHE:H	5	0.17
(1,1302)	2:B:54:ALA:HB3	2:B:55:PHE:H	5	0.17
(1,126)	2:A:85:MET:HE2	1:C:1898:ARG:H	13	0.17
(1,126)	2:A:85:MET:HE1	1:C:1898:ARG:H	13	0.17
(1,1156)	2:A:58:LEU:HD22	1:C:1899:GLU:HG3	5	0.17
(1,1156)	2:A:58:LEU:HD23	1:C:1899:GLU:HG3	5	0.17
(1,1156)	2:A:58:LEU:HD21	1:C:1899:GLU:HG3	5	0.17
(1,1139)	2:A:58:LEU:HD11	1:C:1899:GLU:HG3	19	0.17
(1,1139)	2:A:58:LEU:HD12	1:C:1899:GLU:HG3	19	0.17
(1,1139)	2:A:58:LEU:HD13	1:C:1899:GLU:HG3	19	0.17
(1,1119)	2:A:58:LEU:HD11	2:A:57:LYS:H	7	0.17
(1,1119)	2:A:58:LEU:HD13	2:A:57:LYS:H	7	0.17
(1,1119)	2:A:58:LEU:HD12	2:A:57:LYS:H	7	0.17
(1,1103)	2:B:59:MET:HE3	2:B:67:ASP:H	10	0.17
(1,1103)	2:B:59:MET:HE2	2:B:67:ASP:H	10	0.17
(1,1103)	2:B:59:MET:HE1	2:B:67:ASP:H	10	0.17
(1,1098)	2:B:59:MET:HE1	2:B:62:LEU:H	10	0.17
(1,1098)	2:B:59:MET:HE2	2:B:62:LEU:H	10	0.17
(1,1098)	2:B:59:MET:HE3	2:B:62:LEU:H	10	0.17
(1,1097)	2:B:59:MET:HE2	2:B:68:ASN:HD21	18	0.17
(1,1097)	2:B:59:MET:HE3	2:B:68:ASN:HD21	18	0.17
(1,1097)	2:B:59:MET:HE1	2:B:68:ASN:HD21	18	0.17
(1,1096)	2:B:59:MET:HE1	2:B:75:TYR:HD1	7	0.17

Continued on next page...

Continued from previous page...

Key	Atom-1	Atom-2	Model ID	Violation (Å)
(1,1096)	2:B:59:MET:HE1	2:B:75:TYR:HD2	7	0.17
(1,1096)	2:B:59:MET:HE3	2:B:75:TYR:HD1	7	0.17
(1,1096)	2:B:59:MET:HE3	2:B:75:TYR:HD2	7	0.17
(1,1096)	2:B:59:MET:HE2	2:B:75:TYR:HD1	7	0.17
(1,1096)	2:B:59:MET:HE2	2:B:75:TYR:HD2	7	0.17
(1,1093)	2:B:59:MET:HE3	2:B:30:ASN:HD22	7	0.17
(1,1093)	2:B:59:MET:HE2	2:B:30:ASN:HD22	7	0.17
(1,1091)	2:B:59:MET:HE3	2:B:69:GLU:H	11	0.17
(1,1091)	2:B:59:MET:HE2	2:B:69:GLU:H	11	0.17
(1,1091)	2:B:59:MET:HE1	2:B:69:GLU:H	11	0.17
(1,1085)	2:B:59:MET:HE2	2:B:31:LYS:HA	2	0.17
(1,1085)	2:B:59:MET:HE1	2:B:31:LYS:HA	2	0.17
(1,1085)	2:B:59:MET:HE3	2:B:31:LYS:HA	2	0.17
(1,1085)	2:B:59:MET:HE2	2:B:31:LYS:HA	3	0.17
(1,1085)	2:B:59:MET:HE1	2:B:31:LYS:HA	3	0.17
(1,1085)	2:B:59:MET:HE3	2:B:31:LYS:HA	3	0.17
(1,1085)	2:B:59:MET:HE2	2:B:31:LYS:HA	5	0.17
(1,1085)	2:B:59:MET:HE1	2:B:31:LYS:HA	5	0.17
(1,1085)	2:B:59:MET:HE3	2:B:31:LYS:HA	5	0.17
(1,1085)	2:B:59:MET:HE2	2:B:31:LYS:HA	13	0.17
(1,1085)	2:B:59:MET:HE1	2:B:31:LYS:HA	13	0.17
(1,1085)	2:B:59:MET:HE3	2:B:31:LYS:HA	13	0.17
(1,1085)	2:B:59:MET:HE2	2:B:31:LYS:HA	17	0.17
(1,1085)	2:B:59:MET:HE1	2:B:31:LYS:HA	17	0.17
(1,1085)	2:B:59:MET:HE3	2:B:31:LYS:HA	17	0.17
(1,1085)	2:B:59:MET:HE2	2:B:31:LYS:HA	18	0.17
(1,1085)	2:B:59:MET:HE1	2:B:31:LYS:HA	18	0.17
(1,1085)	2:B:59:MET:HE3	2:B:31:LYS:HA	18	0.17
(1,1053)	2:A:59:MET:HE1	2:A:75:TYR:HD1	1	0.17
(1,1053)	2:A:59:MET:HE1	2:A:75:TYR:HD2	1	0.17
(1,1053)	2:A:59:MET:HE3	2:A:75:TYR:HD1	1	0.17
(1,1053)	2:A:59:MET:HE3	2:A:75:TYR:HD2	1	0.17
(1,1053)	2:A:59:MET:HE2	2:A:75:TYR:HD1	1	0.17
(1,1053)	2:A:59:MET:HE2	2:A:75:TYR:HD2	1	0.17
(1,1053)	2:A:59:MET:HE1	2:A:75:TYR:HD1	9	0.17
(1,1053)	2:A:59:MET:HE1	2:A:75:TYR:HD2	9	0.17
(1,1053)	2:A:59:MET:HE3	2:A:75:TYR:HD1	9	0.17
(1,1053)	2:A:59:MET:HE3	2:A:75:TYR:HD2	9	0.17
(1,1053)	2:A:59:MET:HE2	2:A:75:TYR:HD1	9	0.17
(1,1053)	2:A:59:MET:HE2	2:A:75:TYR:HD2	9	0.17
(1,1053)	2:A:59:MET:HE1	2:A:75:TYR:HD1	17	0.17
(1,1053)	2:A:59:MET:HE1	2:A:75:TYR:HD2	17	0.17

Continued on next page...

Continued from previous page...

Key	Atom-1	Atom-2	Model ID	Violation (Å)
(1,1053)	2:A:59:MET:HE3	2:A:75:TYR:HD1	17	0.17
(1,1053)	2:A:59:MET:HE3	2:A:75:TYR:HD2	17	0.17
(1,1053)	2:A:59:MET:HE2	2:A:75:TYR:HD1	17	0.17
(1,1053)	2:A:59:MET:HE2	2:A:75:TYR:HD2	17	0.17
(2,33)	2:B:88:GLU:H	2:B:84:MET:HA	17	0.16
(2,15)	2:A:35:LYS:HE3	2:A:50:THR:HB	6	0.16
(2,15)	2:A:35:LYS:HE3	2:A:50:THR:HB	10	0.16
(2,1)	2:B:91:GLU:HA	2:A:27:PHE:HD1	2	0.16
(2,1)	2:B:91:GLU:HA	2:A:27:PHE:HD2	2	0.16
(1,6965)	2:B:26:LYS:H	2:B:26:LYS:HG3	16	0.16
(1,6965)	2:A:26:LYS:H	2:A:26:LYS:HG3	16	0.16
(1,6858)	2:B:2:ALA:H	2:B:7:LYS:HB2	17	0.16
(1,6858)	2:B:2:ALA:H	2:A:7:LYS:HB2	17	0.16
(1,6824)	2:A:73:GLN:H	2:A:75:TYR:HD1	14	0.16
(1,6824)	2:A:73:GLN:H	2:A:75:TYR:HD2	14	0.16
(1,6824)	2:A:73:GLN:H	2:A:72:PHE:HZ	14	0.16
(1,6809)	2:A:61:ASN:H	2:A:59:MET:HB2	19	0.16
(1,6809)	2:A:61:ASN:H	1:C:1900:LEU:HG	19	0.16
(1,6809)	2:A:61:ASN:H	2:A:85:MET:HE3	19	0.16
(1,6809)	2:A:61:ASN:H	2:A:85:MET:HE2	19	0.16
(1,6703)	2:A:23:GLU:H	2:A:24:GLY:H	7	0.16
(1,6703)	2:B:23:GLU:H	2:B:24:GLY:H	7	0.16
(1,6703)	2:A:23:GLU:H	2:A:24:GLY:H	14	0.16
(1,6703)	2:B:23:GLU:H	2:B:24:GLY:H	14	0.16
(1,6631)	2:A:4:PRO:HA	2:B:8:ALA:H	2	0.16
(1,6631)	2:A:4:PRO:HA	2:B:7:LYS:H	2	0.16
(1,6631)	2:A:4:PRO:HA	2:B:8:ALA:H	15	0.16
(1,6631)	2:A:4:PRO:HA	2:B:7:LYS:H	15	0.16
(1,6457)	2:A:12:MET:HE1	2:A:8:ALA:HA	3	0.16
(1,6457)	2:A:12:MET:HE1	2:B:8:ALA:HA	3	0.16
(1,6457)	2:A:12:MET:HE2	2:A:8:ALA:HA	3	0.16
(1,6457)	2:A:12:MET:HE3	2:A:8:ALA:HA	3	0.16
(1,6457)	2:A:12:MET:HE1	2:B:9:LEU:HA	3	0.16
(1,6457)	2:A:12:MET:HE2	2:B:8:ALA:HA	3	0.16
(1,6457)	2:A:12:MET:HE3	2:B:8:ALA:HA	3	0.16
(1,6457)	2:A:12:MET:HE1	2:A:8:ALA:HA	14	0.16
(1,6457)	2:A:12:MET:HE1	2:B:8:ALA:HA	14	0.16
(1,6457)	2:A:12:MET:HE2	2:A:8:ALA:HA	14	0.16
(1,6457)	2:A:12:MET:HE3	2:A:8:ALA:HA	14	0.16
(1,6457)	2:A:12:MET:HE1	2:B:9:LEU:HA	14	0.16
(1,6457)	2:A:12:MET:HE2	2:B:8:ALA:HA	14	0.16
(1,6457)	2:A:12:MET:HE3	2:B:8:ALA:HA	14	0.16

Continued on next page...

Continued from previous page...

Key	Atom-1	Atom-2	Model ID	Violation (Å)
(1,6453)	2:A:12:MET:HE3	2:A:76:CYS:HB2	1	0.16
(1,6453)	2:A:12:MET:HE2	2:A:76:CYS:HB2	1	0.16
(1,6453)	2:A:12:MET:HE1	2:A:76:CYS:HB2	1	0.16
(1,6453)	2:A:12:MET:HE2	2:B:81:CYS:HB2	1	0.16
(1,6453)	2:A:12:MET:HE3	2:A:76:CYS:HB2	17	0.16
(1,6453)	2:A:12:MET:HE2	2:A:76:CYS:HB2	17	0.16
(1,6453)	2:A:12:MET:HE1	2:A:76:CYS:HB2	17	0.16
(1,6453)	2:A:12:MET:HE2	2:B:81:CYS:HB2	17	0.16
(1,6449)	2:A:12:MET:HE2	2:A:9:LEU:HD12	1	0.16
(1,6449)	2:A:12:MET:HE2	2:A:9:LEU:HD13	1	0.16
(1,6449)	2:A:12:MET:HE2	2:A:9:LEU:HD11	1	0.16
(1,6449)	2:A:12:MET:HE1	2:A:9:LEU:HD12	1	0.16
(1,6449)	2:A:12:MET:HE1	2:A:9:LEU:HD13	1	0.16
(1,6449)	2:A:12:MET:HE3	2:A:9:LEU:HD12	1	0.16
(1,6449)	2:A:12:MET:HE1	2:A:9:LEU:HD11	1	0.16
(1,6449)	2:A:12:MET:HE3	2:A:9:LEU:HD13	1	0.16
(1,6449)	2:A:12:MET:HE3	2:A:9:LEU:HD11	1	0.16
(1,6449)	2:A:12:MET:HE1	2:B:9:LEU:HD13	1	0.16
(1,6449)	2:A:12:MET:HE1	2:B:9:LEU:HD12	1	0.16
(1,6449)	2:A:12:MET:HE3	2:B:9:LEU:HD13	1	0.16
(1,6449)	2:A:12:MET:HE2	2:A:9:LEU:HD12	2	0.16
(1,6449)	2:A:12:MET:HE2	2:A:9:LEU:HD13	2	0.16
(1,6449)	2:A:12:MET:HE2	2:A:9:LEU:HD11	2	0.16
(1,6449)	2:A:12:MET:HE1	2:A:9:LEU:HD12	2	0.16
(1,6449)	2:A:12:MET:HE1	2:A:9:LEU:HD13	2	0.16
(1,6449)	2:A:12:MET:HE3	2:A:9:LEU:HD12	2	0.16
(1,6449)	2:A:12:MET:HE1	2:A:9:LEU:HD11	2	0.16
(1,6449)	2:A:12:MET:HE3	2:A:9:LEU:HD13	2	0.16
(1,6449)	2:A:12:MET:HE3	2:A:9:LEU:HD11	2	0.16
(1,6449)	2:A:12:MET:HE1	2:B:9:LEU:HD13	2	0.16
(1,6449)	2:A:12:MET:HE1	2:B:9:LEU:HD12	2	0.16
(1,6449)	2:A:12:MET:HE3	2:B:9:LEU:HD13	2	0.16
(1,6449)	2:A:12:MET:HE2	2:A:9:LEU:HD12	8	0.16
(1,6449)	2:A:12:MET:HE2	2:A:9:LEU:HD13	8	0.16
(1,6449)	2:A:12:MET:HE2	2:A:9:LEU:HD11	8	0.16
(1,6449)	2:A:12:MET:HE1	2:A:9:LEU:HD12	8	0.16
(1,6449)	2:A:12:MET:HE1	2:A:9:LEU:HD13	8	0.16
(1,6449)	2:A:12:MET:HE3	2:A:9:LEU:HD12	8	0.16
(1,6449)	2:A:12:MET:HE1	2:A:9:LEU:HD11	8	0.16
(1,6449)	2:A:12:MET:HE3	2:A:9:LEU:HD13	8	0.16
(1,6449)	2:A:12:MET:HE3	2:A:9:LEU:HD11	8	0.16
(1,6449)	2:A:12:MET:HE1	2:B:9:LEU:HD13	8	0.16

Continued on next page...

Continued from previous page...

Key	Atom-1	Atom-2	Model ID	Violation (Å)
(1,6449)	2:A:12:MET:HE1	2:B:9:LEU:HD12	8	0.16
(1,6449)	2:A:12:MET:HE3	2:B:9:LEU:HD13	8	0.16
(1,6449)	2:A:12:MET:HE2	2:A:9:LEU:HD12	13	0.16
(1,6449)	2:A:12:MET:HE2	2:A:9:LEU:HD13	13	0.16
(1,6449)	2:A:12:MET:HE2	2:A:9:LEU:HD11	13	0.16
(1,6449)	2:A:12:MET:HE1	2:A:9:LEU:HD12	13	0.16
(1,6449)	2:A:12:MET:HE1	2:A:9:LEU:HD13	13	0.16
(1,6449)	2:A:12:MET:HE3	2:A:9:LEU:HD12	13	0.16
(1,6449)	2:A:12:MET:HE1	2:A:9:LEU:HD11	13	0.16
(1,6449)	2:A:12:MET:HE3	2:A:9:LEU:HD13	13	0.16
(1,6449)	2:A:12:MET:HE3	2:A:9:LEU:HD11	13	0.16
(1,6449)	2:A:12:MET:HE1	2:B:9:LEU:HD13	13	0.16
(1,6449)	2:A:12:MET:HE1	2:B:9:LEU:HD12	13	0.16
(1,6449)	2:A:12:MET:HE3	2:B:9:LEU:HD13	13	0.16
(1,6442)	2:B:12:MET:HE3	2:B:75:TYR:HD1	13	0.16
(1,6442)	2:B:12:MET:HE3	2:B:75:TYR:HD2	13	0.16
(1,6442)	2:B:12:MET:HE1	2:B:75:TYR:HD1	13	0.16
(1,6442)	2:B:12:MET:HE1	2:B:75:TYR:HD2	13	0.16
(1,6442)	2:B:12:MET:HE2	2:B:75:TYR:HD1	13	0.16
(1,6442)	2:B:12:MET:HE2	2:B:75:TYR:HD2	13	0.16
(1,6442)	2:B:12:MET:HE3	2:B:78:PHE:HE1	13	0.16
(1,6442)	2:B:12:MET:HE3	2:B:78:PHE:HE2	13	0.16
(1,6442)	2:B:12:MET:HE1	2:B:78:PHE:HE1	13	0.16
(1,6442)	2:B:12:MET:HE1	2:B:78:PHE:HE2	13	0.16
(1,6441)	2:B:12:MET:HE3	2:B:78:PHE:HD1	6	0.16
(1,6441)	2:B:12:MET:HE3	2:B:78:PHE:HD2	6	0.16
(1,6441)	2:B:12:MET:HE3	2:B:72:PHE:HE1	6	0.16
(1,6441)	2:B:12:MET:HE3	2:B:72:PHE:HE2	6	0.16
(1,6441)	2:B:12:MET:HE1	2:B:78:PHE:HD1	6	0.16
(1,6441)	2:B:12:MET:HE1	2:B:78:PHE:HD2	6	0.16
(1,6441)	2:B:12:MET:HE2	2:B:78:PHE:HD1	6	0.16
(1,6441)	2:B:12:MET:HE2	2:B:78:PHE:HD2	6	0.16
(1,6441)	2:B:12:MET:HE3	2:B:78:PHE:HD1	10	0.16
(1,6441)	2:B:12:MET:HE3	2:B:78:PHE:HD2	10	0.16
(1,6441)	2:B:12:MET:HE3	2:B:72:PHE:HE1	10	0.16
(1,6441)	2:B:12:MET:HE3	2:B:72:PHE:HE2	10	0.16
(1,6441)	2:B:12:MET:HE1	2:B:78:PHE:HD1	10	0.16
(1,6441)	2:B:12:MET:HE1	2:B:78:PHE:HD2	10	0.16
(1,6441)	2:B:12:MET:HE2	2:B:78:PHE:HD1	10	0.16
(1,6441)	2:B:12:MET:HE2	2:B:78:PHE:HD2	10	0.16
(1,6441)	2:B:12:MET:HE3	2:B:78:PHE:HD1	13	0.16
(1,6441)	2:B:12:MET:HE3	2:B:78:PHE:HD2	13	0.16

Continued on next page...

Continued from previous page...

Key	Atom-1	Atom-2	Model ID	Violation (Å)
(1,6441)	2:B:12:MET:HE3	2:B:72:PHE:HE1	13	0.16
(1,6441)	2:B:12:MET:HE3	2:B:72:PHE:HE2	13	0.16
(1,6441)	2:B:12:MET:HE1	2:B:78:PHE:HD1	13	0.16
(1,6441)	2:B:12:MET:HE1	2:B:78:PHE:HD2	13	0.16
(1,6441)	2:B:12:MET:HE2	2:B:78:PHE:HD1	13	0.16
(1,6441)	2:B:12:MET:HE2	2:B:78:PHE:HD2	13	0.16
(1,6415)	2:A:13:VAL:HG13	2:A:72:PHE:HA	15	0.16
(1,6415)	2:A:13:VAL:HG11	2:A:72:PHE:HA	15	0.16
(1,6415)	2:A:13:VAL:HG12	2:A:72:PHE:HA	15	0.16
(1,6415)	2:A:13:VAL:HG12	2:B:89:PHE:HB2	15	0.16
(1,6415)	2:A:13:VAL:HG13	2:B:89:PHE:HB2	15	0.16
(1,6333)	2:A:23:GLU:HG2	2:A:22:LYS:H	14	0.16
(1,6333)	2:B:23:GLU:HG2	2:B:22:LYS:H	14	0.16
(1,628)	2:B:76:CYS:HA	2:B:12:MET:HA	1	0.16
(1,628)	2:B:76:CYS:HA	2:B:12:MET:HA	5	0.16
(1,6261)	2:A:28:LYS:HD3	2:A:28:LYS:HA	8	0.16
(1,6261)	2:B:28:LYS:HD3	2:B:28:LYS:HA	8	0.16
(1,6261)	2:A:28:LYS:HD3	2:A:28:LYS:HA	11	0.16
(1,6261)	2:B:28:LYS:HD3	2:B:28:LYS:HA	11	0.16
(1,6244)	2:B:29:LEU:HD11	2:B:34:LEU:HB3	8	0.16
(1,6244)	2:B:29:LEU:HD13	2:B:34:LEU:HB3	8	0.16
(1,6244)	2:B:29:LEU:HD12	2:B:34:LEU:HB3	8	0.16
(1,6244)	2:B:29:LEU:HD11	2:B:79:LEU:HB2	8	0.16
(1,6240)	2:A:29:LEU:HD11	2:A:34:LEU:HB3	8	0.16
(1,6240)	2:A:29:LEU:HD13	2:A:34:LEU:HB3	8	0.16
(1,6240)	2:A:29:LEU:HD12	2:A:34:LEU:HB3	8	0.16
(1,6240)	2:A:29:LEU:HD11	2:A:58:LEU:HG	8	0.16
(1,621)	2:A:76:CYS:HA	1:C:1910:MET:HG3	1	0.16
(1,621)	2:A:76:CYS:HA	1:C:1910:MET:HE1	1	0.16
(1,621)	2:A:76:CYS:HA	1:C:1910:MET:HE2	1	0.16
(1,621)	2:A:76:CYS:HA	1:C:1910:MET:HE3	1	0.16
(1,621)	2:A:76:CYS:HA	1:C:1910:MET:HG2	1	0.16
(1,621)	2:A:76:CYS:HA	1:C:1910:MET:HG3	15	0.16
(1,621)	2:A:76:CYS:HA	1:C:1910:MET:HE1	15	0.16
(1,621)	2:A:76:CYS:HA	1:C:1910:MET:HE2	15	0.16
(1,621)	2:A:76:CYS:HA	1:C:1910:MET:HE3	15	0.16
(1,621)	2:A:76:CYS:HA	1:C:1910:MET:HG2	15	0.16
(1,621)	2:A:76:CYS:HA	1:C:1910:MET:HG3	17	0.16
(1,621)	2:A:76:CYS:HA	1:C:1910:MET:HE1	17	0.16
(1,621)	2:A:76:CYS:HA	1:C:1910:MET:HE2	17	0.16
(1,621)	2:A:76:CYS:HA	1:C:1910:MET:HE3	17	0.16
(1,621)	2:A:76:CYS:HA	1:C:1910:MET:HG2	17	0.16

Continued on next page...

Continued from previous page...

Key	Atom-1	Atom-2	Model ID	Violation (Å)
(1,6176)	2:A:34:LEU:HD12	2:A:33:GLU:HB2	11	0.16
(1,6176)	2:A:34:LEU:HD12	2:A:36:GLU:HB2	11	0.16
(1,6176)	2:A:34:LEU:HD11	2:A:36:GLU:HB2	11	0.16
(1,6176)	2:A:34:LEU:HD13	2:A:36:GLU:HB2	11	0.16
(1,6176)	2:A:34:LEU:HD12	2:A:36:GLU:HB3	11	0.16
(1,6176)	2:A:34:LEU:HD11	2:A:36:GLU:HB3	11	0.16
(1,6176)	2:A:34:LEU:HD13	2:A:36:GLU:HB3	11	0.16
(1,6176)	2:A:34:LEU:HD12	2:A:33:GLU:HB2	17	0.16
(1,6176)	2:A:34:LEU:HD12	2:A:36:GLU:HB2	17	0.16
(1,6176)	2:A:34:LEU:HD11	2:A:36:GLU:HB2	17	0.16
(1,6176)	2:A:34:LEU:HD13	2:A:36:GLU:HB2	17	0.16
(1,6176)	2:A:34:LEU:HD12	2:A:36:GLU:HB3	17	0.16
(1,6176)	2:A:34:LEU:HD11	2:A:36:GLU:HB3	17	0.16
(1,6176)	2:A:34:LEU:HD13	2:A:36:GLU:HB3	17	0.16
(1,6158)	2:B:88:GLU:HG3	2:B:86:CYS:HA	5	0.16
(1,6158)	2:B:88:GLU:HG3	2:B:87:ASN:HA	5	0.16
(1,6067)	2:A:40:ARG:HD3	2:A:19:TYR:HE1	10	0.16
(1,6067)	2:A:40:ARG:HD3	2:A:19:TYR:HE2	10	0.16
(1,6067)	2:B:40:ARG:HD3	2:B:19:TYR:HE1	10	0.16
(1,6067)	2:B:40:ARG:HD3	2:B:19:TYR:HE2	10	0.16
(1,6052)	2:B:42:LEU:HD11	2:B:45:PHE:HZ	2	0.16
(1,6052)	2:B:42:LEU:HD13	2:B:45:PHE:HZ	2	0.16
(1,6052)	2:B:42:LEU:HD12	2:B:45:PHE:HZ	2	0.16
(1,6052)	2:B:42:LEU:HD12	1:C:1928:PHE:HZ	2	0.16
(1,6052)	2:B:42:LEU:HD11	2:B:45:PHE:HZ	11	0.16
(1,6052)	2:B:42:LEU:HD13	2:B:45:PHE:HZ	11	0.16
(1,6052)	2:B:42:LEU:HD12	2:B:45:PHE:HZ	11	0.16
(1,6052)	2:B:42:LEU:HD12	1:C:1928:PHE:HZ	11	0.16
(1,6052)	2:B:42:LEU:HD11	2:B:45:PHE:HZ	16	0.16
(1,6052)	2:B:42:LEU:HD13	2:B:45:PHE:HZ	16	0.16
(1,6052)	2:B:42:LEU:HD12	2:B:45:PHE:HZ	16	0.16
(1,6052)	2:B:42:LEU:HD12	1:C:1928:PHE:HZ	16	0.16
(1,6052)	2:B:42:LEU:HD11	2:B:45:PHE:HZ	18	0.16
(1,6052)	2:B:42:LEU:HD13	2:B:45:PHE:HZ	18	0.16
(1,6052)	2:B:42:LEU:HD12	2:B:45:PHE:HZ	18	0.16
(1,6052)	2:B:42:LEU:HD12	1:C:1928:PHE:HZ	18	0.16
(1,6052)	2:B:42:LEU:HD11	2:B:45:PHE:HZ	19	0.16
(1,6052)	2:B:42:LEU:HD13	2:B:45:PHE:HZ	19	0.16
(1,6052)	2:B:42:LEU:HD12	2:B:45:PHE:HZ	19	0.16
(1,6052)	2:B:42:LEU:HD12	1:C:1928:PHE:HZ	19	0.16
(1,5768)	2:B:83:ALA:HB1	2:B:79:LEU:HA	19	0.16
(1,5768)	2:B:83:ALA:HB2	2:B:79:LEU:HA	19	0.16

Continued on next page...

Continued from previous page...

Key	Atom-1	Atom-2	Model ID	Violation (Å)
(1,5768)	2:A:83:ALA:HB1	2:B:75:TYR:HB2	19	0.16
(1,5768)	2:A:83:ALA:HB3	2:B:75:TYR:HB2	19	0.16
(1,5768)	2:A:83:ALA:HB2	2:B:75:TYR:HB2	19	0.16
(1,5768)	2:A:83:ALA:HB3	2:B:79:LEU:HA	19	0.16
(1,5768)	2:A:83:ALA:HB2	2:B:79:LEU:HA	19	0.16
(1,5768)	2:A:83:ALA:HB1	2:B:79:LEU:HA	19	0.16
(1,5758)	2:B:84:MET:HE1	2:A:73:GLN:H	7	0.16
(1,5758)	2:B:84:MET:HE3	2:A:73:GLN:H	7	0.16
(1,5758)	2:B:84:MET:HE2	2:A:73:GLN:H	7	0.16
(1,5758)	2:B:84:MET:HE1	2:A:80:SER:H	7	0.16
(1,5758)	2:B:84:MET:HE3	2:A:80:SER:H	7	0.16
(1,5758)	2:B:84:MET:HE1	2:A:73:GLN:H	8	0.16
(1,5758)	2:B:84:MET:HE3	2:A:73:GLN:H	8	0.16
(1,5758)	2:B:84:MET:HE2	2:A:73:GLN:H	8	0.16
(1,5758)	2:B:84:MET:HE1	2:A:80:SER:H	8	0.16
(1,5758)	2:B:84:MET:HE3	2:A:80:SER:H	8	0.16
(1,5752)	2:A:84:MET:HE2	2:A:86:CYS:H	14	0.16
(1,5752)	2:A:84:MET:HE1	2:A:86:CYS:H	14	0.16
(1,5752)	2:A:84:MET:HE3	2:A:77:VAL:H	14	0.16
(1,5752)	2:A:84:MET:HE1	2:A:77:VAL:H	14	0.16
(1,5747)	2:B:85:MET:HE1	2:B:61:ASN:HD21	15	0.16
(1,5747)	2:B:85:MET:HE3	2:B:45:PHE:HE1	15	0.16
(1,5747)	2:B:85:MET:HE3	2:B:45:PHE:HE2	15	0.16
(1,5747)	2:B:85:MET:HE2	2:B:61:ASN:HD21	15	0.16
(1,5747)	2:B:85:MET:HE2	2:B:45:PHE:HE1	15	0.16
(1,5747)	2:B:85:MET:HE2	2:B:45:PHE:HE2	15	0.16
(1,5660)	1:C:1900:LEU:HD21	2:A:50:THR:HB	20	0.16
(1,5660)	1:C:1900:LEU:HD22	2:A:50:THR:HB	20	0.16
(1,5660)	1:C:1900:LEU:HD23	2:A:50:THR:HB	20	0.16
(1,5654)	1:C:1900:LEU:HD21	2:A:78:PHE:HE1	16	0.16
(1,5654)	1:C:1900:LEU:HD21	2:A:78:PHE:HE2	16	0.16
(1,5654)	1:C:1900:LEU:HD22	2:A:78:PHE:HE1	16	0.16
(1,5654)	1:C:1900:LEU:HD22	2:A:78:PHE:HE2	16	0.16
(1,5654)	1:C:1900:LEU:HD23	2:A:78:PHE:HE1	16	0.16
(1,5654)	1:C:1900:LEU:HD23	2:A:78:PHE:HE2	16	0.16
(1,5652)	1:C:1900:LEU:HD21	2:A:59:MET:H	1	0.16
(1,5652)	1:C:1900:LEU:HD22	2:A:59:MET:H	1	0.16
(1,5652)	1:C:1900:LEU:HD23	2:A:59:MET:H	1	0.16
(1,5650)	1:C:1900:LEU:HD11	2:A:59:MET:H	8	0.16
(1,5650)	1:C:1900:LEU:HD12	2:A:59:MET:H	8	0.16
(1,5650)	1:C:1900:LEU:HD13	2:A:59:MET:H	8	0.16
(1,5650)	1:C:1900:LEU:HD11	2:A:59:MET:H	17	0.16

Continued on next page...

Continued from previous page...

Key	Atom-1	Atom-2	Model ID	Violation (Å)
(1,5650)	1:C:1900:LEU:HD12	2:A:59:MET:H	17	0.16
(1,5650)	1:C:1900:LEU:HD13	2:A:59:MET:H	17	0.16
(1,5650)	1:C:1900:LEU:HD11	2:A:59:MET:H	18	0.16
(1,5650)	1:C:1900:LEU:HD12	2:A:59:MET:H	18	0.16
(1,5650)	1:C:1900:LEU:HD13	2:A:59:MET:H	18	0.16
(1,5616)	1:C:1903:ALA:HB1	1:C:1906:THR:HB	10	0.16
(1,5616)	1:C:1903:ALA:HB2	1:C:1906:THR:HB	10	0.16
(1,5616)	1:C:1903:ALA:HB3	1:C:1906:THR:HB	10	0.16
(1,5569)	1:C:1906:THR:HG21	1:C:1905:GLU:HG3	10	0.16
(1,5569)	1:C:1906:THR:HG22	1:C:1905:GLU:HG3	10	0.16
(1,5569)	1:C:1906:THR:HG23	1:C:1905:GLU:HG3	10	0.16
(1,5525)	1:C:1909:ALA:HB1	1:C:1912:ARG:HB3	8	0.16
(1,5525)	1:C:1909:ALA:HB2	1:C:1912:ARG:HB3	8	0.16
(1,5525)	1:C:1909:ALA:HB3	1:C:1912:ARG:HB3	8	0.16
(1,5501)	1:C:1910:MET:HE1	2:A:84:MET:HA	5	0.16
(1,5501)	1:C:1910:MET:HE2	2:A:84:MET:HA	5	0.16
(1,5501)	1:C:1910:MET:HE3	2:A:84:MET:HA	5	0.16
(1,5501)	1:C:1910:MET:HE1	2:B:12:MET:HA	5	0.16
(1,5501)	1:C:1910:MET:HE2	2:B:12:MET:HA	5	0.16
(1,5501)	1:C:1910:MET:HE3	2:B:12:MET:HA	5	0.16
(1,5363)	1:C:1917:LEU:HD21	1:C:1917:LEU:HB3	8	0.16
(1,5363)	1:C:1917:LEU:HD22	1:C:1917:LEU:HB3	8	0.16
(1,5363)	1:C:1917:LEU:HD23	1:C:1917:LEU:HB3	8	0.16
(1,525)	2:B:79:LEU:HD21	2:B:82:ILE:HB	7	0.16
(1,525)	2:B:79:LEU:HD22	2:B:82:ILE:HB	7	0.16
(1,5169)	1:C:1929:VAL:HG11	2:B:48:LYS:H	1	0.16
(1,5169)	1:C:1929:VAL:HG12	2:B:48:LYS:H	1	0.16
(1,5169)	1:C:1929:VAL:HG13	2:B:48:LYS:H	1	0.16
(1,506)	2:B:79:LEU:HD22	2:B:75:TYR:HE1	11	0.16
(1,506)	2:B:79:LEU:HD22	2:B:75:TYR:HE2	11	0.16
(1,5021)	1:C:1907:ALA:H	2:A:61:ASN:HA	2	0.16
(1,5021)	1:C:1907:ALA:H	2:A:61:ASN:HA	3	0.16
(1,5021)	1:C:1907:ALA:H	2:A:61:ASN:HA	7	0.16
(1,5021)	1:C:1907:ALA:H	2:A:61:ASN:HA	16	0.16
(1,4982)	1:C:1911:ASN:HD22	1:C:1915:SER:HA	10	0.16
(1,4982)	1:C:1911:ASN:HD22	2:B:84:MET:HA	10	0.16
(1,4907)	1:C:1918:LYS:H	1:C:1910:MET:HG3	11	0.16
(1,4907)	1:C:1918:LYS:H	1:C:1922:ARG:HB3	11	0.16
(1,4907)	1:C:1918:LYS:H	1:C:1910:MET:HE1	11	0.16
(1,4907)	1:C:1918:LYS:H	1:C:1910:MET:HE2	11	0.16
(1,4907)	1:C:1918:LYS:H	1:C:1910:MET:HE3	11	0.16
(1,4907)	1:C:1918:LYS:H	1:C:1910:MET:HG2	11	0.16

Continued on next page...

Continued from previous page...

Key	Atom-1	Atom-2	Model ID	Violation (Å)
(1,4879)	1:C:1920:LYS:H	1:C:1926:LEU:HG	1	0.16
(1,4691)	2:B:74:GLU:HG3	1:C:1921:LEU:HD11	12	0.16
(1,4691)	2:B:74:GLU:HG3	1:C:1921:LEU:HD12	12	0.16
(1,4691)	2:B:74:GLU:HG3	1:C:1921:LEU:HD13	12	0.16
(1,4691)	2:B:76:CYS:HB3	1:C:1921:LEU:HD11	12	0.16
(1,4691)	2:B:76:CYS:HB3	1:C:1921:LEU:HD12	12	0.16
(1,4691)	2:B:76:CYS:HB3	1:C:1921:LEU:HD13	12	0.16
(1,4691)	2:B:74:GLU:HG3	1:C:1926:LEU:HD11	12	0.16
(1,4691)	2:B:74:GLU:HG3	1:C:1926:LEU:HD12	12	0.16
(1,4691)	2:B:74:GLU:HG3	1:C:1926:LEU:HD13	12	0.16
(1,4691)	2:B:74:GLU:HG3	1:C:1921:LEU:HD11	19	0.16
(1,4691)	2:B:74:GLU:HG3	1:C:1921:LEU:HD12	19	0.16
(1,4691)	2:B:74:GLU:HG3	1:C:1921:LEU:HD13	19	0.16
(1,4691)	2:B:76:CYS:HB3	1:C:1921:LEU:HD11	19	0.16
(1,4691)	2:B:76:CYS:HB3	1:C:1921:LEU:HD12	19	0.16
(1,4691)	2:B:76:CYS:HB3	1:C:1921:LEU:HD13	19	0.16
(1,4691)	2:B:74:GLU:HG3	1:C:1926:LEU:HD11	19	0.16
(1,4691)	2:B:74:GLU:HG3	1:C:1926:LEU:HD12	19	0.16
(1,4691)	2:B:74:GLU:HG3	1:C:1926:LEU:HD13	19	0.16
(1,4631)	1:C:1912:ARG:HB3	1:C:1909:ALA:HA	20	0.16
(1,4589)	1:C:1918:LYS:HD2	1:C:1915:SER:HB2	9	0.16
(1,4570)	1:C:1920:LYS:HG3	1:C:1917:LEU:HD11	19	0.16
(1,4570)	1:C:1920:LYS:HG3	1:C:1917:LEU:HD12	19	0.16
(1,4570)	1:C:1920:LYS:HG3	1:C:1917:LEU:HD13	19	0.16
(1,4551)	1:C:1921:LEU:HD11	1:C:1918:LYS:HA	3	0.16
(1,4551)	1:C:1921:LEU:HD12	1:C:1918:LYS:HA	3	0.16
(1,4551)	1:C:1921:LEU:HD13	1:C:1918:LYS:HA	3	0.16
(1,4483)	2:B:45:PHE:H	1:C:1930:VAL:HA	8	0.16
(1,4164)	2:B:54:ALA:HB3	1:C:1928:PHE:HD1	19	0.16
(1,4164)	2:B:54:ALA:HB3	1:C:1928:PHE:HD2	19	0.16
(1,4164)	2:B:54:ALA:HB1	1:C:1928:PHE:HD1	19	0.16
(1,4164)	2:B:54:ALA:HB1	1:C:1928:PHE:HD2	19	0.16
(1,4164)	2:B:54:ALA:HB2	1:C:1928:PHE:HD1	19	0.16
(1,4164)	2:B:54:ALA:HB2	1:C:1928:PHE:HD2	19	0.16
(1,4164)	2:B:54:ALA:HB3	1:C:1928:PHE:HE1	19	0.16
(1,4164)	2:B:54:ALA:HB3	1:C:1928:PHE:HE2	19	0.16
(1,4162)	2:A:54:ALA:HB2	1:C:1900:LEU:HB3	1	0.16
(1,4162)	2:A:54:ALA:HB3	1:C:1900:LEU:HB3	1	0.16
(1,4162)	2:A:54:ALA:HB1	1:C:1900:LEU:HB3	1	0.16
(1,4162)	2:A:54:ALA:HB2	1:C:1900:LEU:HB3	17	0.16
(1,4162)	2:A:54:ALA:HB3	1:C:1900:LEU:HB3	17	0.16
(1,4162)	2:A:54:ALA:HB1	1:C:1900:LEU:HB3	17	0.16

Continued on next page...

Continued from previous page...

Key	Atom-1	Atom-2	Model ID	Violation (Å)
(1,4149)	2:B:61:ASN:HA	1:C:1921:LEU:HD11	6	0.16
(1,4149)	2:B:61:ASN:HA	1:C:1921:LEU:HD12	6	0.16
(1,4149)	2:B:61:ASN:HA	1:C:1921:LEU:HD13	6	0.16
(1,4126)	2:A:76:CYS:HA	1:C:1910:MET:HG2	1	0.16
(1,4126)	2:A:76:CYS:HA	1:C:1910:MET:HG3	1	0.16
(1,4126)	2:A:76:CYS:HA	1:C:1910:MET:HE1	1	0.16
(1,4126)	2:A:76:CYS:HA	1:C:1910:MET:HE2	1	0.16
(1,4126)	2:A:76:CYS:HA	1:C:1910:MET:HE3	1	0.16
(1,4126)	2:A:76:CYS:HA	1:C:1910:MET:HG2	15	0.16
(1,4126)	2:A:76:CYS:HA	1:C:1910:MET:HG3	15	0.16
(1,4126)	2:A:76:CYS:HA	1:C:1910:MET:HE1	15	0.16
(1,4126)	2:A:76:CYS:HA	1:C:1910:MET:HE2	15	0.16
(1,4126)	2:A:76:CYS:HA	1:C:1910:MET:HE3	15	0.16
(1,4126)	2:A:76:CYS:HA	1:C:1910:MET:HG2	17	0.16
(1,4126)	2:A:76:CYS:HA	1:C:1910:MET:HG3	17	0.16
(1,4126)	2:A:76:CYS:HA	1:C:1910:MET:HE1	17	0.16
(1,4126)	2:A:76:CYS:HA	1:C:1910:MET:HE2	17	0.16
(1,4126)	2:A:76:CYS:HA	1:C:1910:MET:HE3	17	0.16
(1,4086)	2:B:84:MET:HE2	1:C:1918:LYS:HD3	3	0.16
(1,4086)	2:B:84:MET:HE1	1:C:1918:LYS:HD3	3	0.16
(1,4086)	2:B:84:MET:HE3	1:C:1918:LYS:HD3	3	0.16
(1,4086)	2:B:84:MET:HE2	1:C:1918:LYS:HD3	16	0.16
(1,4086)	2:B:84:MET:HE1	1:C:1918:LYS:HD3	16	0.16
(1,4086)	2:B:84:MET:HE3	1:C:1918:LYS:HD3	16	0.16
(1,4065)	2:B:85:MET:HE1	1:C:1930:VAL:HA	19	0.16
(1,4065)	2:B:85:MET:HE3	1:C:1930:VAL:HA	19	0.16
(1,4065)	2:B:85:MET:HE2	1:C:1930:VAL:HA	19	0.16
(1,4055)	2:B:85:MET:HE2	1:C:1918:LYS:HG2	11	0.16
(1,4043)	2:A:85:MET:HE3	1:C:1898:ARG:HG2	3	0.16
(1,4043)	2:A:85:MET:HE2	1:C:1898:ARG:HG2	3	0.16
(1,4043)	2:A:85:MET:HE3	1:C:1898:ARG:HG3	3	0.16
(1,4043)	2:A:85:MET:HE2	1:C:1898:ARG:HG3	3	0.16
(1,4043)	2:A:85:MET:HE1	1:C:1898:ARG:HG2	3	0.16
(1,4028)	2:B:82:ILE:HG21	1:C:1926:LEU:HD11	10	0.16
(1,4028)	2:B:82:ILE:HG21	1:C:1926:LEU:HD12	10	0.16
(1,4028)	2:B:82:ILE:HG21	1:C:1926:LEU:HD13	10	0.16
(1,4028)	2:B:82:ILE:HG23	1:C:1926:LEU:HD11	10	0.16
(1,4028)	2:B:82:ILE:HG23	1:C:1926:LEU:HD12	10	0.16
(1,4028)	2:B:82:ILE:HG23	1:C:1926:LEU:HD13	10	0.16
(1,4028)	2:B:82:ILE:HG22	1:C:1926:LEU:HD11	10	0.16
(1,4028)	2:B:82:ILE:HG22	1:C:1926:LEU:HD12	10	0.16
(1,4028)	2:B:82:ILE:HG22	1:C:1926:LEU:HD13	10	0.16

Continued on next page...

Continued from previous page...

Key	Atom-1	Atom-2	Model ID	Violation (Å)
(1,4017)	2:B:38:LEU:HD22	1:C:1929:VAL:HG11	7	0.16
(1,4017)	2:B:38:LEU:HD22	1:C:1929:VAL:HG12	7	0.16
(1,4017)	2:B:38:LEU:HD22	1:C:1929:VAL:HG13	7	0.16
(1,4017)	2:B:38:LEU:HD23	1:C:1929:VAL:HG11	7	0.16
(1,4017)	2:B:38:LEU:HD23	1:C:1929:VAL:HG12	7	0.16
(1,4017)	2:B:38:LEU:HD23	1:C:1929:VAL:HG13	7	0.16
(1,4017)	2:B:38:LEU:HD21	1:C:1929:VAL:HG11	7	0.16
(1,4017)	2:B:38:LEU:HD21	1:C:1929:VAL:HG12	7	0.16
(1,4017)	2:B:38:LEU:HD21	1:C:1929:VAL:HG13	7	0.16
(1,3990)	2:B:58:LEU:HD13	1:C:1929:VAL:HG21	6	0.16
(1,3990)	2:B:58:LEU:HD13	1:C:1929:VAL:HG22	6	0.16
(1,3990)	2:B:58:LEU:HD13	1:C:1929:VAL:HG23	6	0.16
(1,3990)	2:B:58:LEU:HD12	1:C:1929:VAL:HG21	6	0.16
(1,3990)	2:B:58:LEU:HD12	1:C:1929:VAL:HG22	6	0.16
(1,3990)	2:B:58:LEU:HD12	1:C:1929:VAL:HG23	6	0.16
(1,3990)	2:B:58:LEU:HD11	1:C:1929:VAL:HG21	6	0.16
(1,3990)	2:B:58:LEU:HD11	1:C:1929:VAL:HG22	6	0.16
(1,3990)	2:B:58:LEU:HD11	1:C:1929:VAL:HG23	6	0.16
(1,3979)	2:B:62:LEU:HD13	1:C:1918:LYS:HD3	6	0.16
(1,3979)	2:B:62:LEU:HD12	1:C:1918:LYS:HD3	6	0.16
(1,3979)	2:B:62:LEU:HD11	1:C:1918:LYS:HD3	6	0.16
(1,3979)	2:B:62:LEU:HD12	1:C:1920:LYS:HG3	6	0.16
(1,3979)	2:B:62:LEU:HD13	1:C:1920:LYS:HG3	6	0.16
(1,3979)	2:B:62:LEU:HD11	1:C:1920:LYS:HG3	6	0.16
(1,3979)	2:B:62:LEU:HD13	1:C:1918:LYS:HD3	7	0.16
(1,3979)	2:B:62:LEU:HD12	1:C:1918:LYS:HD3	7	0.16
(1,3979)	2:B:62:LEU:HD11	1:C:1918:LYS:HD3	7	0.16
(1,3979)	2:B:62:LEU:HD12	1:C:1920:LYS:HG3	7	0.16
(1,3979)	2:B:62:LEU:HD13	1:C:1920:LYS:HG3	7	0.16
(1,3979)	2:B:62:LEU:HD11	1:C:1920:LYS:HG3	7	0.16
(1,3924)	2:A:58:LEU:HD22	1:C:1900:LEU:HG	2	0.16
(1,3924)	2:A:58:LEU:HD21	1:C:1900:LEU:HG	2	0.16
(1,3924)	2:A:58:LEU:HD23	1:C:1900:LEU:HG	2	0.16
(1,3924)	2:A:58:LEU:HD22	1:C:1900:LEU:HG	5	0.16
(1,3924)	2:A:58:LEU:HD21	1:C:1900:LEU:HG	5	0.16
(1,3924)	2:A:58:LEU:HD23	1:C:1900:LEU:HG	5	0.16
(1,3924)	2:A:58:LEU:HD22	1:C:1900:LEU:HG	8	0.16
(1,3924)	2:A:58:LEU:HD21	1:C:1900:LEU:HG	8	0.16
(1,3924)	2:A:58:LEU:HD23	1:C:1900:LEU:HG	8	0.16
(1,3924)	2:A:58:LEU:HD22	1:C:1900:LEU:HG	13	0.16
(1,3924)	2:A:58:LEU:HD21	1:C:1900:LEU:HG	13	0.16
(1,3924)	2:A:58:LEU:HD23	1:C:1900:LEU:HG	13	0.16

Continued on next page...

Continued from previous page...

Key	Atom-1	Atom-2	Model ID	Violation (Å)
(1,3924)	2:A:58:LEU:HD22	1:C:1900:LEU:HG	17	0.16
(1,3924)	2:A:58:LEU:HD21	1:C:1900:LEU:HG	17	0.16
(1,3924)	2:A:58:LEU:HD23	1:C:1900:LEU:HG	17	0.16
(1,3919)	2:A:58:LEU:HD12	1:C:1899:GLU:HG3	11	0.16
(1,3919)	2:A:58:LEU:HD13	1:C:1899:GLU:HG3	11	0.16
(1,3919)	2:A:58:LEU:HD11	1:C:1899:GLU:HG3	11	0.16
(1,3919)	2:A:58:LEU:HD12	1:C:1899:GLU:HG3	20	0.16
(1,3919)	2:A:58:LEU:HD13	1:C:1899:GLU:HG3	20	0.16
(1,3919)	2:A:58:LEU:HD11	1:C:1899:GLU:HG3	20	0.16
(1,3820)	2:A:78:PHE:H	2:A:78:PHE:HE1	13	0.16
(1,3820)	2:A:78:PHE:H	2:A:78:PHE:HE2	13	0.16
(1,3820)	2:A:78:PHE:H	2:A:78:PHE:HE1	14	0.16
(1,3820)	2:A:78:PHE:H	2:A:78:PHE:HE2	14	0.16
(1,3820)	2:A:78:PHE:H	2:A:78:PHE:HE1	15	0.16
(1,3820)	2:A:78:PHE:H	2:A:78:PHE:HE2	15	0.16
(1,3820)	2:A:78:PHE:H	2:A:78:PHE:HE1	20	0.16
(1,3820)	2:A:78:PHE:H	2:A:78:PHE:HE2	20	0.16
(1,3814)	2:B:95:ASP:H	2:B:94:PRO:HA	5	0.16
(1,3814)	2:B:95:ASP:H	2:B:94:PRO:HA	14	0.16
(1,3801)	2:A:22:LYS:H	2:A:22:LYS:HD2	13	0.16
(1,3796)	2:B:27:PHE:H	2:B:27:PHE:HD1	9	0.16
(1,3796)	2:B:27:PHE:H	2:B:27:PHE:HD2	9	0.16
(1,3787)	2:A:28:LYS:H	2:A:28:LYS:HE2	13	0.16
(1,3787)	2:A:28:LYS:H	2:A:28:LYS:HE3	13	0.16
(1,3745)	2:B:93:PHE:H	2:B:94:PRO:HA	13	0.16
(1,3587)	2:B:69:GLU:H	2:B:68:ASN:HA	4	0.16
(1,3540)	2:B:61:ASN:H	1:C:1917:LEU:HD21	3	0.16
(1,3540)	2:B:61:ASN:H	1:C:1917:LEU:HD22	3	0.16
(1,3540)	2:B:61:ASN:H	1:C:1917:LEU:HD23	3	0.16
(1,3420)	2:B:42:LEU:H	2:B:37:LEU:HB3	1	0.16
(1,3420)	2:B:42:LEU:H	2:B:37:LEU:HB3	19	0.16
(1,3075)	2:A:74:GLU:H	2:A:70:VAL:HB	17	0.16
(1,2993)	2:A:62:LEU:H	2:A:60:SER:HB3	5	0.16
(1,2993)	2:A:62:LEU:H	2:A:60:SER:HB3	8	0.16
(1,2904)	2:A:51:ASP:H	2:A:46:LEU:HB3	8	0.16
(1,2618)	2:A:3:CYS:H	2:B:41:GLU:HG2	3	0.16
(1,2618)	2:A:3:CYS:H	2:B:41:GLU:HG2	17	0.16
(1,2618)	2:A:3:CYS:H	2:B:41:GLU:HG2	19	0.16
(1,2610)	2:A:2:ALA:H	2:B:2:ALA:HB3	5	0.16
(1,2610)	2:A:2:ALA:H	2:B:2:ALA:HB2	5	0.16
(1,2610)	2:A:2:ALA:H	2:B:2:ALA:HB1	5	0.16
(1,2570)	2:B:84:MET:HE1	2:A:72:PHE:HZ	17	0.16

Continued on next page...

Continued from previous page...

Key	Atom-1	Atom-2	Model ID	Violation (Å)
(1,2570)	2:B:84:MET:HE2	2:A:72:PHE:HZ	17	0.16
(1,2498)	2:B:5:LEU:HD11	2:A:75:TYR:HE1	16	0.16
(1,2498)	2:B:5:LEU:HD11	2:A:75:TYR:HE2	16	0.16
(1,2498)	2:B:5:LEU:HD12	2:A:75:TYR:HE1	16	0.16
(1,2498)	2:B:5:LEU:HD12	2:A:75:TYR:HE2	16	0.16
(1,248)	2:B:84:MET:HE1	2:B:80:SER:HB3	3	0.16
(1,248)	2:B:84:MET:HE2	2:B:80:SER:HB3	3	0.16
(1,248)	2:B:84:MET:HE1	2:B:80:SER:HB3	6	0.16
(1,248)	2:B:84:MET:HE2	2:B:80:SER:HB3	6	0.16
(1,246)	2:B:84:MET:HE2	1:C:1918:LYS:HE2	4	0.16
(1,246)	2:B:84:MET:HE2	1:C:1918:LYS:HE3	4	0.16
(1,246)	2:B:84:MET:HE2	1:C:1918:LYS:HE2	19	0.16
(1,246)	2:B:84:MET:HE2	1:C:1918:LYS:HE3	19	0.16
(1,243)	2:B:84:MET:HE2	2:B:85:MET:HB2	1	0.16
(1,243)	2:B:84:MET:HE1	2:B:85:MET:HB2	1	0.16
(1,243)	2:B:84:MET:HE2	2:B:85:MET:HB2	6	0.16
(1,243)	2:B:84:MET:HE1	2:B:85:MET:HB2	6	0.16
(1,235)	2:B:84:MET:HA	2:A:72:PHE:HE1	18	0.16
(1,235)	2:B:84:MET:HA	2:A:72:PHE:HE2	18	0.16
(1,2281)	2:B:12:MET:HE3	2:B:76:CYS:H	3	0.16
(1,2281)	2:B:12:MET:HE2	2:B:76:CYS:H	3	0.16
(1,2281)	2:B:12:MET:HE1	2:B:76:CYS:H	3	0.16
(1,2281)	2:B:12:MET:HE3	2:B:76:CYS:H	4	0.16
(1,2281)	2:B:12:MET:HE2	2:B:76:CYS:H	4	0.16
(1,2281)	2:B:12:MET:HE1	2:B:76:CYS:H	4	0.16
(1,2280)	2:B:12:MET:HE3	2:A:84:MET:H	12	0.16
(1,2280)	2:B:12:MET:HE2	2:A:84:MET:H	12	0.16
(1,2280)	2:B:12:MET:HE1	2:A:84:MET:H	12	0.16
(1,2268)	2:B:12:MET:HE1	2:B:12:MET:HG2	2	0.16
(1,2268)	2:B:12:MET:HE3	2:B:12:MET:HG2	2	0.16
(1,2268)	2:B:12:MET:HE2	2:B:12:MET:HG2	2	0.16
(1,2110)	2:B:19:TYR:HA	2:B:22:LYS:HD2	5	0.16
(1,2110)	2:B:19:TYR:HA	2:B:22:LYS:HD2	15	0.16
(1,2086)	2:B:22:LYS:HB2	2:B:19:TYR:HA	2	0.16
(1,2045)	2:A:28:LYS:HA	2:A:75:TYR:HD1	6	0.16
(1,2045)	2:A:28:LYS:HA	2:A:75:TYR:HD2	6	0.16
(1,1918)	2:A:34:LEU:HD21	2:A:33:GLU:H	6	0.16
(1,1918)	2:A:34:LEU:HD23	2:A:33:GLU:H	6	0.16
(1,1918)	2:A:34:LEU:HD21	2:A:33:GLU:H	12	0.16
(1,1918)	2:A:34:LEU:HD23	2:A:33:GLU:H	12	0.16
(1,1918)	2:A:34:LEU:HD21	2:A:33:GLU:H	20	0.16
(1,1918)	2:A:34:LEU:HD23	2:A:33:GLU:H	20	0.16

Continued on next page...

Continued from previous page...

Key	Atom-1	Atom-2	Model ID	Violation (Å)
(1,1820)	2:B:36:GLU:HB3	2:B:15:THR:HG22	2	0.16
(1,1820)	2:B:36:GLU:HB3	2:B:15:THR:HG23	2	0.16
(1,1820)	2:B:36:GLU:HB3	2:B:15:THR:HG21	2	0.16
(1,1820)	2:B:36:GLU:HB2	2:B:15:THR:HG22	2	0.16
(1,1820)	2:B:36:GLU:HB2	2:B:15:THR:HG21	2	0.16
(1,1800)	2:A:36:GLU:HG2	2:A:33:GLU:HA	9	0.16
(1,1800)	2:A:36:GLU:HG2	2:A:33:GLU:HA	17	0.16
(1,1597)	2:B:42:LEU:HD11	2:B:43:PRO:HD3	16	0.16
(1,1597)	2:B:42:LEU:HD12	2:B:43:PRO:HD3	16	0.16
(1,1483)	2:A:46:LEU:HD22	1:C:1897:GLN:HG2	10	0.16
(1,1483)	2:A:46:LEU:HD23	1:C:1897:GLN:HG2	10	0.16
(1,1483)	2:A:46:LEU:HD21	1:C:1897:GLN:HG2	10	0.16
(1,1431)	2:A:48:LYS:HB3	2:A:49:ARG:H	9	0.16
(1,142)	2:A:85:MET:HE2	2:A:85:MET:HG3	5	0.16
(1,142)	2:A:85:MET:HE3	2:A:85:MET:HG3	5	0.16
(1,142)	2:A:85:MET:HE1	2:A:85:MET:HG3	5	0.16
(1,142)	2:A:85:MET:HE2	2:A:85:MET:HG3	14	0.16
(1,142)	2:A:85:MET:HE3	2:A:85:MET:HG3	14	0.16
(1,142)	2:A:85:MET:HE1	2:A:85:MET:HG3	14	0.16
(1,1403)	2:A:49:ARG:HA	2:A:54:ALA:HB2	4	0.16
(1,1403)	2:A:49:ARG:HA	2:A:54:ALA:HB3	4	0.16
(1,1403)	2:A:49:ARG:HA	2:A:54:ALA:HB1	4	0.16
(1,1403)	2:A:49:ARG:HA	2:A:54:ALA:HB2	18	0.16
(1,1403)	2:A:49:ARG:HA	2:A:54:ALA:HB3	18	0.16
(1,1403)	2:A:49:ARG:HA	2:A:54:ALA:HB1	18	0.16
(1,1303)	2:B:54:ALA:HB2	1:C:1928:PHE:HD1	19	0.16
(1,1303)	2:B:54:ALA:HB2	1:C:1928:PHE:HD2	19	0.16
(1,1303)	2:B:54:ALA:HB3	1:C:1928:PHE:HD1	19	0.16
(1,1303)	2:B:54:ALA:HB3	1:C:1928:PHE:HD2	19	0.16
(1,1303)	2:B:54:ALA:HB1	1:C:1928:PHE:HD1	19	0.16
(1,1303)	2:B:54:ALA:HB1	1:C:1928:PHE:HD2	19	0.16
(1,1303)	2:B:54:ALA:HB3	1:C:1928:PHE:HE1	19	0.16
(1,1303)	2:B:54:ALA:HB3	1:C:1928:PHE:HE2	19	0.16
(1,1302)	2:B:54:ALA:HB2	2:B:55:PHE:H	10	0.16
(1,1302)	2:B:54:ALA:HB1	2:B:55:PHE:H	10	0.16
(1,1302)	2:B:54:ALA:HB3	2:B:55:PHE:H	10	0.16
(1,126)	2:A:85:MET:HE2	1:C:1898:ARG:H	1	0.16
(1,126)	2:A:85:MET:HE1	1:C:1898:ARG:H	1	0.16
(1,126)	2:A:85:MET:HE2	1:C:1898:ARG:H	14	0.16
(1,126)	2:A:85:MET:HE1	1:C:1898:ARG:H	14	0.16
(1,1156)	2:A:58:LEU:HD22	1:C:1899:GLU:HG3	2	0.16
(1,1156)	2:A:58:LEU:HD23	1:C:1899:GLU:HG3	2	0.16

Continued on next page...

Continued from previous page...

Key	Atom-1	Atom-2	Model ID	Violation (Å)
(1,1156)	2:A:58:LEU:HD21	1:C:1899:GLU:HG3	2	0.16
(1,1156)	2:A:58:LEU:HD22	1:C:1899:GLU:HG3	17	0.16
(1,1156)	2:A:58:LEU:HD23	1:C:1899:GLU:HG3	17	0.16
(1,1156)	2:A:58:LEU:HD21	1:C:1899:GLU:HG3	17	0.16
(1,1139)	2:A:58:LEU:HD11	1:C:1899:GLU:HG3	11	0.16
(1,1139)	2:A:58:LEU:HD12	1:C:1899:GLU:HG3	11	0.16
(1,1139)	2:A:58:LEU:HD13	1:C:1899:GLU:HG3	11	0.16
(1,1139)	2:A:58:LEU:HD11	1:C:1899:GLU:HG3	20	0.16
(1,1139)	2:A:58:LEU:HD12	1:C:1899:GLU:HG3	20	0.16
(1,1139)	2:A:58:LEU:HD13	1:C:1899:GLU:HG3	20	0.16
(1,1119)	2:A:58:LEU:HD11	2:A:57:LYS:H	3	0.16
(1,1119)	2:A:58:LEU:HD13	2:A:57:LYS:H	3	0.16
(1,1119)	2:A:58:LEU:HD12	2:A:57:LYS:H	3	0.16
(1,1103)	2:B:59:MET:HE3	2:B:67:ASP:H	3	0.16
(1,1103)	2:B:59:MET:HE2	2:B:67:ASP:H	3	0.16
(1,1103)	2:B:59:MET:HE1	2:B:67:ASP:H	3	0.16
(1,1093)	2:B:59:MET:HE3	2:B:30:ASN:HD22	4	0.16
(1,1093)	2:B:59:MET:HE2	2:B:30:ASN:HD22	4	0.16
(1,1091)	2:B:59:MET:HE3	2:B:69:GLU:H	9	0.16
(1,1091)	2:B:59:MET:HE2	2:B:69:GLU:H	9	0.16
(1,1091)	2:B:59:MET:HE1	2:B:69:GLU:H	9	0.16
(1,1091)	2:B:59:MET:HE3	2:B:69:GLU:H	15	0.16
(1,1091)	2:B:59:MET:HE2	2:B:69:GLU:H	15	0.16
(1,1091)	2:B:59:MET:HE1	2:B:69:GLU:H	15	0.16
(1,1085)	2:B:59:MET:HE2	2:B:31:LYS:HA	19	0.16
(1,1085)	2:B:59:MET:HE1	2:B:31:LYS:HA	19	0.16
(1,1085)	2:B:59:MET:HE3	2:B:31:LYS:HA	19	0.16
(1,1053)	2:A:59:MET:HE1	2:A:75:TYR:HD1	3	0.16
(1,1053)	2:A:59:MET:HE1	2:A:75:TYR:HD2	3	0.16
(1,1053)	2:A:59:MET:HE3	2:A:75:TYR:HD1	3	0.16
(1,1053)	2:A:59:MET:HE3	2:A:75:TYR:HD2	3	0.16
(1,1053)	2:A:59:MET:HE2	2:A:75:TYR:HD1	3	0.16
(1,1053)	2:A:59:MET:HE2	2:A:75:TYR:HD2	3	0.16
(1,1046)	2:A:59:MET:HE3	2:A:67:ASP:H	3	0.16
(1,1046)	2:A:59:MET:HE2	2:A:67:ASP:H	3	0.16
(1,1046)	2:A:59:MET:HE1	2:A:67:ASP:H	3	0.16
(1,1045)	2:A:59:MET:HE2	2:A:31:LYS:H	3	0.16
(1,1045)	2:A:59:MET:HE1	2:A:31:LYS:H	3	0.16
(1,1045)	2:A:59:MET:HE3	2:A:31:LYS:H	3	0.16
(2,49)	1:C:1935:ALA:HB1	1:C:1932:ARG:HA	4	0.15
(2,49)	1:C:1935:ALA:HB2	1:C:1932:ARG:HA	4	0.15
(2,49)	1:C:1935:ALA:HB3	1:C:1932:ARG:HA	4	0.15

Continued on next page...

Continued from previous page...

Key	Atom-1	Atom-2	Model ID	Violation (Å)
(2,49)	1:C:1935:ALA:HB1	1:C:1932:ARG:HA	14	0.15
(2,49)	1:C:1935:ALA:HB2	1:C:1932:ARG:HA	14	0.15
(2,49)	1:C:1935:ALA:HB3	1:C:1932:ARG:HA	14	0.15
(2,46)	1:C:1916:SER:H	1:C:1912:ARG:HB2	2	0.15
(2,15)	2:A:35:LYS:HE3	2:A:50:THR:HB	11	0.15
(2,15)	2:A:35:LYS:HE3	2:A:50:THR:HB	12	0.15
(2,1)	2:B:91:GLU:HA	2:A:27:PHE:HD1	1	0.15
(2,1)	2:B:91:GLU:HA	2:A:27:PHE:HD2	1	0.15
(1,85)	2:B:87:ASN:HA	2:A:72:PHE:HZ	18	0.15
(1,820)	2:B:68:ASN:HB2	2:B:69:GLU:HG2	11	0.15
(1,6968)	2:A:17:HIS:H	2:A:26:LYS:HE3	7	0.15
(1,6968)	2:A:17:HIS:H	2:A:26:LYS:HE2	7	0.15
(1,6968)	2:A:17:HIS:H	2:A:75:TYR:HB3	7	0.15
(1,6968)	2:A:17:HIS:H	2:B:90:PHE:HB2	7	0.15
(1,6965)	2:B:26:LYS:H	2:B:26:LYS:HG3	18	0.15
(1,6965)	2:A:26:LYS:H	2:A:26:LYS:HG3	18	0.15
(1,6809)	2:A:61:ASN:H	2:A:59:MET:HB2	3	0.15
(1,6809)	2:A:61:ASN:H	1:C:1900:LEU:HG	3	0.15
(1,6809)	2:A:61:ASN:H	2:A:85:MET:HE3	3	0.15
(1,6809)	2:A:61:ASN:H	2:A:85:MET:HE2	3	0.15
(1,6809)	2:A:61:ASN:H	2:A:59:MET:HB2	16	0.15
(1,6809)	2:A:61:ASN:H	1:C:1900:LEU:HG	16	0.15
(1,6809)	2:A:61:ASN:H	2:A:85:MET:HE3	16	0.15
(1,6809)	2:A:61:ASN:H	2:A:85:MET:HE2	16	0.15
(1,679)	2:A:72:PHE:HA	2:A:72:PHE:HD1	1	0.15
(1,679)	2:A:72:PHE:HA	2:A:72:PHE:HD2	1	0.15
(1,6703)	2:A:23:GLU:H	2:A:24:GLY:H	9	0.15
(1,6703)	2:B:23:GLU:H	2:B:24:GLY:H	9	0.15
(1,6703)	2:A:23:GLU:H	2:A:24:GLY:H	12	0.15
(1,6703)	2:B:23:GLU:H	2:B:24:GLY:H	12	0.15
(1,6703)	2:A:23:GLU:H	2:A:24:GLY:H	13	0.15
(1,6703)	2:B:23:GLU:H	2:B:24:GLY:H	13	0.15
(1,6631)	2:A:4:PRO:HA	2:B:8:ALA:H	11	0.15
(1,6631)	2:A:4:PRO:HA	2:B:7:LYS:H	11	0.15
(1,6631)	2:A:4:PRO:HA	2:B:8:ALA:H	17	0.15
(1,6631)	2:A:4:PRO:HA	2:B:7:LYS:H	17	0.15
(1,6631)	2:A:4:PRO:HA	2:B:8:ALA:H	19	0.15
(1,6631)	2:A:4:PRO:HA	2:B:7:LYS:H	19	0.15
(1,6593)	2:B:5:LEU:HD23	2:A:37:LEU:HD22	15	0.15
(1,6593)	2:B:5:LEU:HD23	2:A:42:LEU:HD13	15	0.15
(1,6593)	2:B:5:LEU:HD22	2:A:37:LEU:HD22	15	0.15
(1,6593)	2:B:5:LEU:HD22	2:A:42:LEU:HD13	15	0.15

Continued on next page...

Continued from previous page...

Key	Atom-1	Atom-2	Model ID	Violation (Å)
(1,6593)	2:B:5:LEU:HD21	2:A:42:LEU:HD13	15	0.15
(1,6593)	2:B:5:LEU:HD21	2:A:37:LEU:HD22	15	0.15
(1,6485)	2:A:11:VAL:HG12	2:A:8:ALA:HA	1	0.15
(1,6485)	2:B:11:VAL:HG12	2:B:8:ALA:HA	1	0.15
(1,6485)	2:B:11:VAL:HG13	2:B:8:ALA:HA	1	0.15
(1,6485)	2:A:11:VAL:HG13	2:A:8:ALA:HA	1	0.15
(1,6485)	2:A:11:VAL:HG11	2:A:8:ALA:HA	1	0.15
(1,6485)	2:B:11:VAL:HG11	2:B:8:ALA:HA	1	0.15
(1,6485)	2:A:11:VAL:HG12	2:B:8:ALA:HA	1	0.15
(1,6485)	2:B:11:VAL:HG12	2:A:8:ALA:HA	1	0.15
(1,6485)	2:A:11:VAL:HG13	2:B:8:ALA:HA	1	0.15
(1,6485)	2:A:11:VAL:HG11	2:B:8:ALA:HA	1	0.15
(1,6485)	2:B:11:VAL:HG11	2:B:14:SER:HA	1	0.15
(1,6457)	2:A:12:MET:HE1	2:A:8:ALA:HA	6	0.15
(1,6457)	2:A:12:MET:HE1	2:B:8:ALA:HA	6	0.15
(1,6457)	2:A:12:MET:HE2	2:A:8:ALA:HA	6	0.15
(1,6457)	2:A:12:MET:HE3	2:A:8:ALA:HA	6	0.15
(1,6457)	2:A:12:MET:HE1	2:B:9:LEU:HA	6	0.15
(1,6457)	2:A:12:MET:HE2	2:B:8:ALA:HA	6	0.15
(1,6457)	2:A:12:MET:HE3	2:B:8:ALA:HA	6	0.15
(1,6457)	2:A:12:MET:HE1	2:A:8:ALA:HA	7	0.15
(1,6457)	2:A:12:MET:HE1	2:B:8:ALA:HA	7	0.15
(1,6457)	2:A:12:MET:HE2	2:A:8:ALA:HA	7	0.15
(1,6457)	2:A:12:MET:HE3	2:A:8:ALA:HA	7	0.15
(1,6457)	2:A:12:MET:HE1	2:B:9:LEU:HA	7	0.15
(1,6457)	2:A:12:MET:HE2	2:B:8:ALA:HA	7	0.15
(1,6457)	2:A:12:MET:HE3	2:B:8:ALA:HA	7	0.15
(1,6456)	2:A:12:MET:HE2	2:A:9:LEU:HA	11	0.15
(1,6456)	2:A:12:MET:HE1	2:A:9:LEU:HA	11	0.15
(1,6456)	2:A:12:MET:HE3	2:A:9:LEU:HA	11	0.15
(1,6456)	2:A:12:MET:HE3	2:A:80:SER:HB2	11	0.15
(1,6456)	2:A:12:MET:HE2	2:A:80:SER:HB2	11	0.15
(1,6443)	2:B:12:MET:HE2	2:A:82:ILE:H	3	0.15
(1,6443)	2:B:12:MET:HE1	2:A:9:LEU:H	3	0.15
(1,6443)	2:B:12:MET:HE3	2:A:9:LEU:H	3	0.15
(1,6443)	2:B:12:MET:HE2	2:A:9:LEU:H	3	0.15
(1,6441)	2:B:12:MET:HE3	2:B:78:PHE:HD1	4	0.15
(1,6441)	2:B:12:MET:HE3	2:B:78:PHE:HD2	4	0.15
(1,6441)	2:B:12:MET:HE3	2:B:72:PHE:HE1	4	0.15
(1,6441)	2:B:12:MET:HE3	2:B:72:PHE:HE2	4	0.15
(1,6441)	2:B:12:MET:HE1	2:B:78:PHE:HD1	4	0.15
(1,6441)	2:B:12:MET:HE1	2:B:78:PHE:HD2	4	0.15

Continued on next page...

Continued from previous page...

Key	Atom-1	Atom-2	Model ID	Violation (Å)
(1,6441)	2:B:12:MET:HE2	2:B:78:PHE:HD1	4	0.15
(1,6441)	2:B:12:MET:HE2	2:B:78:PHE:HD2	4	0.15
(1,628)	2:B:76:CYS:HA	2:B:12:MET:HA	3	0.15
(1,6261)	2:A:28:LYS:HD3	2:A:28:LYS:HA	14	0.15
(1,6261)	2:B:28:LYS:HD3	2:B:28:LYS:HA	14	0.15
(1,6250)	2:B:28:LYS:HB3	2:B:69:GLU:HG2	15	0.15
(1,6250)	2:B:28:LYS:HB3	2:B:29:LEU:HB2	15	0.15
(1,621)	2:A:76:CYS:HA	1:C:1910:MET:HG3	18	0.15
(1,621)	2:A:76:CYS:HA	1:C:1910:MET:HE1	18	0.15
(1,621)	2:A:76:CYS:HA	1:C:1910:MET:HE2	18	0.15
(1,621)	2:A:76:CYS:HA	1:C:1910:MET:HE3	18	0.15
(1,621)	2:A:76:CYS:HA	1:C:1910:MET:HG2	18	0.15
(1,6158)	2:B:88:GLU:HG3	2:B:86:CYS:HA	2	0.15
(1,6158)	2:B:88:GLU:HG3	2:B:87:ASN:HA	2	0.15
(1,6101)	2:B:38:LEU:HD22	2:B:35:LYS:H	10	0.15
(1,6101)	2:B:38:LEU:HD23	2:B:35:LYS:H	10	0.15
(1,6101)	2:B:38:LEU:HD21	2:B:35:LYS:H	10	0.15
(1,6101)	2:B:38:LEU:HD22	1:C:1930:VAL:H	10	0.15
(1,6101)	2:B:38:LEU:HD23	1:C:1930:VAL:H	10	0.15
(1,6101)	2:B:38:LEU:HD22	2:B:35:LYS:H	14	0.15
(1,6101)	2:B:38:LEU:HD23	2:B:35:LYS:H	14	0.15
(1,6101)	2:B:38:LEU:HD21	2:B:35:LYS:H	14	0.15
(1,6101)	2:B:38:LEU:HD22	1:C:1930:VAL:H	14	0.15
(1,6101)	2:B:38:LEU:HD23	1:C:1930:VAL:H	14	0.15
(1,6067)	2:A:40:ARG:HD3	2:A:19:TYR:HE1	11	0.15
(1,6067)	2:A:40:ARG:HD3	2:A:19:TYR:HE2	11	0.15
(1,6067)	2:B:40:ARG:HD3	2:B:19:TYR:HE1	11	0.15
(1,6067)	2:B:40:ARG:HD3	2:B:19:TYR:HE2	11	0.15
(1,6052)	2:B:42:LEU:HD11	2:B:45:PHE:HZ	3	0.15
(1,6052)	2:B:42:LEU:HD13	2:B:45:PHE:HZ	3	0.15
(1,6052)	2:B:42:LEU:HD12	2:B:45:PHE:HZ	3	0.15
(1,6052)	2:B:42:LEU:HD12	1:C:1928:PHE:HZ	3	0.15
(1,6052)	2:B:42:LEU:HD11	2:B:45:PHE:HZ	4	0.15
(1,6052)	2:B:42:LEU:HD13	2:B:45:PHE:HZ	4	0.15
(1,6052)	2:B:42:LEU:HD12	2:B:45:PHE:HZ	4	0.15
(1,6052)	2:B:42:LEU:HD12	1:C:1928:PHE:HZ	4	0.15
(1,6052)	2:B:42:LEU:HD11	2:B:45:PHE:HZ	15	0.15
(1,6052)	2:B:42:LEU:HD13	2:B:45:PHE:HZ	15	0.15
(1,6052)	2:B:42:LEU:HD12	2:B:45:PHE:HZ	15	0.15
(1,6052)	2:B:42:LEU:HD12	1:C:1928:PHE:HZ	15	0.15
(1,6052)	2:B:42:LEU:HD11	2:B:45:PHE:HZ	17	0.15
(1,6052)	2:B:42:LEU:HD13	2:B:45:PHE:HZ	17	0.15

Continued on next page...

Continued from previous page...

Key	Atom-1	Atom-2	Model ID	Violation (Å)
(1,6052)	2:B:42:LEU:HD12	2:B:45:PHE:HZ	17	0.15
(1,6052)	2:B:42:LEU:HD12	1:C:1928:PHE:HZ	17	0.15
(1,5822)	2:A:77:VAL:HG11	2:A:73:GLN:HE22	20	0.15
(1,5822)	2:A:77:VAL:HG13	2:A:73:GLN:HE22	20	0.15
(1,5822)	2:A:77:VAL:HG12	2:A:73:GLN:HE22	20	0.15
(1,5822)	2:A:77:VAL:HG13	2:B:73:GLN:HE22	20	0.15
(1,5812)	2:B:79:LEU:HD13	2:B:75:TYR:HA	9	0.15
(1,5812)	2:B:79:LEU:HD12	2:A:5:LEU:HA	9	0.15
(1,5812)	2:B:79:LEU:HD11	2:A:5:LEU:HA	9	0.15
(1,5812)	2:B:79:LEU:HD13	2:A:5:LEU:HA	9	0.15
(1,5768)	2:B:83:ALA:HB1	2:B:79:LEU:HA	17	0.15
(1,5768)	2:B:83:ALA:HB2	2:B:79:LEU:HA	17	0.15
(1,5768)	2:A:83:ALA:HB1	2:B:75:TYR:HB2	17	0.15
(1,5768)	2:A:83:ALA:HB3	2:B:75:TYR:HB2	17	0.15
(1,5768)	2:A:83:ALA:HB2	2:B:75:TYR:HB2	17	0.15
(1,5768)	2:A:83:ALA:HB3	2:B:79:LEU:HA	17	0.15
(1,5768)	2:A:83:ALA:HB2	2:B:79:LEU:HA	17	0.15
(1,5768)	2:A:83:ALA:HB1	2:B:79:LEU:HA	17	0.15
(1,5758)	2:B:84:MET:HE1	2:A:73:GLN:H	2	0.15
(1,5758)	2:B:84:MET:HE3	2:A:73:GLN:H	2	0.15
(1,5758)	2:B:84:MET:HE2	2:A:73:GLN:H	2	0.15
(1,5758)	2:B:84:MET:HE1	2:A:80:SER:H	2	0.15
(1,5758)	2:B:84:MET:HE3	2:A:80:SER:H	2	0.15
(1,5758)	2:B:84:MET:HE1	2:A:73:GLN:H	19	0.15
(1,5758)	2:B:84:MET:HE3	2:A:73:GLN:H	19	0.15
(1,5758)	2:B:84:MET:HE2	2:A:73:GLN:H	19	0.15
(1,5758)	2:B:84:MET:HE1	2:A:80:SER:H	19	0.15
(1,5758)	2:B:84:MET:HE3	2:A:80:SER:H	19	0.15
(1,5747)	2:B:85:MET:HE1	2:B:61:ASN:HD21	18	0.15
(1,5747)	2:B:85:MET:HE3	2:B:45:PHE:HE1	18	0.15
(1,5747)	2:B:85:MET:HE3	2:B:45:PHE:HE2	18	0.15
(1,5747)	2:B:85:MET:HE2	2:B:61:ASN:HD21	18	0.15
(1,5747)	2:B:85:MET:HE2	2:B:45:PHE:HE1	18	0.15
(1,5747)	2:B:85:MET:HE2	2:B:45:PHE:HE2	18	0.15
(1,5660)	1:C:1900:LEU:HD21	2:A:50:THR:HB	3	0.15
(1,5660)	1:C:1900:LEU:HD22	2:A:50:THR:HB	3	0.15
(1,5660)	1:C:1900:LEU:HD23	2:A:50:THR:HB	3	0.15
(1,5654)	1:C:1900:LEU:HD21	2:A:78:PHE:HE1	8	0.15
(1,5654)	1:C:1900:LEU:HD21	2:A:78:PHE:HE2	8	0.15
(1,5654)	1:C:1900:LEU:HD22	2:A:78:PHE:HE1	8	0.15
(1,5654)	1:C:1900:LEU:HD22	2:A:78:PHE:HE2	8	0.15
(1,5654)	1:C:1900:LEU:HD23	2:A:78:PHE:HE1	8	0.15

Continued on next page...

Continued from previous page...

Key	Atom-1	Atom-2	Model ID	Violation (Å)
(1,5654)	1:C:1900:LEU:HD23	2:A:78:PHE:HE2	8	0.15
(1,5650)	1:C:1900:LEU:HD11	2:A:59:MET:H	10	0.15
(1,5650)	1:C:1900:LEU:HD12	2:A:59:MET:H	10	0.15
(1,5650)	1:C:1900:LEU:HD13	2:A:59:MET:H	10	0.15
(1,5650)	1:C:1900:LEU:HD11	2:A:59:MET:H	12	0.15
(1,5650)	1:C:1900:LEU:HD12	2:A:59:MET:H	12	0.15
(1,5650)	1:C:1900:LEU:HD13	2:A:59:MET:H	12	0.15
(1,5650)	1:C:1900:LEU:HD11	2:A:59:MET:H	14	0.15
(1,5650)	1:C:1900:LEU:HD12	2:A:59:MET:H	14	0.15
(1,5650)	1:C:1900:LEU:HD13	2:A:59:MET:H	14	0.15
(1,5621)	1:C:1903:ALA:HB1	1:C:1899:GLU:HG3	3	0.15
(1,5621)	1:C:1903:ALA:HB2	1:C:1899:GLU:HG3	3	0.15
(1,5621)	1:C:1903:ALA:HB3	1:C:1899:GLU:HG3	3	0.15
(1,5616)	1:C:1903:ALA:HB1	1:C:1906:THR:HB	18	0.15
(1,5616)	1:C:1903:ALA:HB2	1:C:1906:THR:HB	18	0.15
(1,5616)	1:C:1903:ALA:HB3	1:C:1906:THR:HB	18	0.15
(1,5486)	1:C:1910:MET:HE1	2:B:77:VAL:HG12	18	0.15
(1,5486)	1:C:1910:MET:HE2	2:B:77:VAL:HG12	18	0.15
(1,5486)	1:C:1910:MET:HE3	2:B:77:VAL:HG12	18	0.15
(1,5486)	1:C:1910:MET:HE1	2:B:77:VAL:HG13	18	0.15
(1,5486)	1:C:1910:MET:HE2	2:B:77:VAL:HG13	18	0.15
(1,5486)	1:C:1910:MET:HE3	2:B:77:VAL:HG13	18	0.15
(1,5486)	1:C:1910:MET:HE1	2:B:77:VAL:HG11	18	0.15
(1,5486)	1:C:1910:MET:HE2	2:B:77:VAL:HG11	18	0.15
(1,5486)	1:C:1910:MET:HE3	2:B:77:VAL:HG11	18	0.15
(1,5486)	1:C:1910:MET:HE1	1:C:1914:VAL:HG11	18	0.15
(1,5486)	1:C:1910:MET:HE1	1:C:1914:VAL:HG12	18	0.15
(1,5486)	1:C:1910:MET:HE1	1:C:1914:VAL:HG13	18	0.15
(1,5486)	1:C:1910:MET:HE2	1:C:1914:VAL:HG11	18	0.15
(1,5486)	1:C:1910:MET:HE2	1:C:1914:VAL:HG12	18	0.15
(1,5486)	1:C:1910:MET:HE2	1:C:1914:VAL:HG13	18	0.15
(1,5486)	1:C:1910:MET:HE3	1:C:1914:VAL:HG11	18	0.15
(1,5486)	1:C:1910:MET:HE3	1:C:1914:VAL:HG12	18	0.15
(1,5486)	1:C:1910:MET:HE3	1:C:1914:VAL:HG13	18	0.15
(1,5486)	1:C:1910:MET:HE1	2:B:77:VAL:HG12	19	0.15
(1,5486)	1:C:1910:MET:HE2	2:B:77:VAL:HG12	19	0.15
(1,5486)	1:C:1910:MET:HE3	2:B:77:VAL:HG12	19	0.15
(1,5486)	1:C:1910:MET:HE1	2:B:77:VAL:HG13	19	0.15
(1,5486)	1:C:1910:MET:HE2	2:B:77:VAL:HG13	19	0.15
(1,5486)	1:C:1910:MET:HE3	2:B:77:VAL:HG13	19	0.15
(1,5486)	1:C:1910:MET:HE1	2:B:77:VAL:HG11	19	0.15
(1,5486)	1:C:1910:MET:HE2	2:B:77:VAL:HG11	19	0.15

Continued on next page...

Continued from previous page...

Key	Atom-1	Atom-2	Model ID	Violation (Å)
(1,5486)	1:C:1910:MET:HE3	2:B:77:VAL:HG11	19	0.15
(1,5486)	1:C:1910:MET:HE1	1:C:1914:VAL:HG11	19	0.15
(1,5486)	1:C:1910:MET:HE1	1:C:1914:VAL:HG12	19	0.15
(1,5486)	1:C:1910:MET:HE1	1:C:1914:VAL:HG13	19	0.15
(1,5486)	1:C:1910:MET:HE2	1:C:1914:VAL:HG11	19	0.15
(1,5486)	1:C:1910:MET:HE2	1:C:1914:VAL:HG12	19	0.15
(1,5486)	1:C:1910:MET:HE2	1:C:1914:VAL:HG13	19	0.15
(1,5486)	1:C:1910:MET:HE3	1:C:1914:VAL:HG11	19	0.15
(1,5486)	1:C:1910:MET:HE3	1:C:1914:VAL:HG12	19	0.15
(1,5486)	1:C:1910:MET:HE3	1:C:1914:VAL:HG13	19	0.15
(1,5350)	1:C:1917:LEU:HD11	2:B:62:LEU:HD12	3	0.15
(1,5350)	1:C:1917:LEU:HD12	2:B:62:LEU:HD12	3	0.15
(1,5350)	1:C:1917:LEU:HD13	2:B:62:LEU:HD12	3	0.15
(1,5350)	1:C:1917:LEU:HD11	2:B:62:LEU:HD11	3	0.15
(1,5350)	1:C:1917:LEU:HD12	2:B:62:LEU:HD11	3	0.15
(1,5350)	1:C:1917:LEU:HD13	2:B:62:LEU:HD11	3	0.15
(1,5350)	1:C:1917:LEU:HD11	2:B:62:LEU:HD13	3	0.15
(1,5350)	1:C:1917:LEU:HD12	2:B:62:LEU:HD13	3	0.15
(1,5350)	1:C:1917:LEU:HD13	2:B:62:LEU:HD13	3	0.15
(1,533)	2:A:78:PHE:HA	2:A:62:LEU:HD12	5	0.15
(1,533)	2:A:78:PHE:HA	2:A:62:LEU:HD13	5	0.15
(1,533)	2:A:78:PHE:HA	2:A:62:LEU:HD11	5	0.15
(1,525)	2:B:79:LEU:HD21	2:B:82:ILE:HB	4	0.15
(1,525)	2:B:79:LEU:HD22	2:B:82:ILE:HB	4	0.15
(1,525)	2:B:79:LEU:HD21	2:B:82:ILE:HB	6	0.15
(1,525)	2:B:79:LEU:HD22	2:B:82:ILE:HB	6	0.15
(1,5191)	1:C:1929:VAL:HG11	1:C:1931:PRO:HD3	1	0.15
(1,5191)	1:C:1929:VAL:HG12	1:C:1931:PRO:HD3	1	0.15
(1,5191)	1:C:1929:VAL:HG13	1:C:1931:PRO:HD3	1	0.15
(1,5191)	1:C:1929:VAL:HG11	1:C:1931:PRO:HD3	7	0.15
(1,5191)	1:C:1929:VAL:HG12	1:C:1931:PRO:HD3	7	0.15
(1,5191)	1:C:1929:VAL:HG13	1:C:1931:PRO:HD3	7	0.15
(1,5191)	1:C:1929:VAL:HG11	1:C:1931:PRO:HD3	17	0.15
(1,5191)	1:C:1929:VAL:HG12	1:C:1931:PRO:HD3	17	0.15
(1,5191)	1:C:1929:VAL:HG13	1:C:1931:PRO:HD3	17	0.15
(1,5178)	1:C:1929:VAL:HG11	2:B:45:PHE:HA	11	0.15
(1,5178)	1:C:1929:VAL:HG12	2:B:45:PHE:HA	11	0.15
(1,5178)	1:C:1929:VAL:HG13	2:B:45:PHE:HA	11	0.15
(1,5178)	1:C:1929:VAL:HG11	2:B:45:PHE:HA	14	0.15
(1,5178)	1:C:1929:VAL:HG12	2:B:45:PHE:HA	14	0.15
(1,5178)	1:C:1929:VAL:HG13	2:B:45:PHE:HA	14	0.15
(1,5178)	1:C:1929:VAL:HG11	2:B:45:PHE:HA	20	0.15

Continued on next page...

Continued from previous page...

Key	Atom-1	Atom-2	Model ID	Violation (Å)
(1,5178)	1:C:1929:VAL:HG12	2:B:45:PHE:HA	20	0.15
(1,5178)	1:C:1929:VAL:HG13	2:B:45:PHE:HA	20	0.15
(1,5120)	1:C:1934:MET:HE1	2:A:9:LEU:HD12	7	0.15
(1,5120)	1:C:1934:MET:HE2	2:A:9:LEU:HD12	7	0.15
(1,5120)	1:C:1934:MET:HE3	2:A:9:LEU:HD12	7	0.15
(1,5120)	1:C:1934:MET:HE1	2:A:9:LEU:HD13	7	0.15
(1,5120)	1:C:1934:MET:HE2	2:A:9:LEU:HD13	7	0.15
(1,5120)	1:C:1934:MET:HE3	2:A:9:LEU:HD13	7	0.15
(1,5120)	1:C:1934:MET:HE1	2:A:9:LEU:HD11	7	0.15
(1,5120)	1:C:1934:MET:HE2	2:A:9:LEU:HD11	7	0.15
(1,5120)	1:C:1934:MET:HE3	2:A:9:LEU:HD11	7	0.15
(1,5120)	1:C:1934:MET:HE1	2:A:9:LEU:HD12	11	0.15
(1,5120)	1:C:1934:MET:HE2	2:A:9:LEU:HD12	11	0.15
(1,5120)	1:C:1934:MET:HE3	2:A:9:LEU:HD12	11	0.15
(1,5120)	1:C:1934:MET:HE1	2:A:9:LEU:HD13	11	0.15
(1,5120)	1:C:1934:MET:HE2	2:A:9:LEU:HD13	11	0.15
(1,5120)	1:C:1934:MET:HE3	2:A:9:LEU:HD13	11	0.15
(1,5120)	1:C:1934:MET:HE1	2:A:9:LEU:HD11	11	0.15
(1,5120)	1:C:1934:MET:HE2	2:A:9:LEU:HD11	11	0.15
(1,5120)	1:C:1934:MET:HE3	2:A:9:LEU:HD11	11	0.15
(1,5115)	1:C:1934:MET:HE1	1:C:1933:ARG:HA	16	0.15
(1,5115)	1:C:1934:MET:HE2	1:C:1933:ARG:HA	16	0.15
(1,5115)	1:C:1934:MET:HE3	1:C:1933:ARG:HA	16	0.15
(1,5115)	1:C:1934:MET:HE1	1:C:1933:ARG:HA	17	0.15
(1,5115)	1:C:1934:MET:HE2	1:C:1933:ARG:HA	17	0.15
(1,5115)	1:C:1934:MET:HE3	1:C:1933:ARG:HA	17	0.15
(1,506)	2:B:79:LEU:HD22	2:B:75:TYR:HE1	7	0.15
(1,506)	2:B:79:LEU:HD22	2:B:75:TYR:HE2	7	0.15
(1,5021)	1:C:1907:ALA:H	2:A:61:ASN:HA	8	0.15
(1,5021)	1:C:1907:ALA:H	2:A:61:ASN:HA	11	0.15
(1,5009)	1:C:1909:ALA:H	1:C:1905:GLU:HB3	20	0.15
(1,5009)	1:C:1909:ALA:H	1:C:1905:GLU:HB2	20	0.15
(1,4928)	1:C:1916:SER:H	1:C:1916:SER:HB3	19	0.15
(1,4907)	1:C:1918:LYS:H	1:C:1910:MET:HG3	8	0.15
(1,4907)	1:C:1918:LYS:H	1:C:1922:ARG:HB3	8	0.15
(1,4907)	1:C:1918:LYS:H	1:C:1910:MET:HE1	8	0.15
(1,4907)	1:C:1918:LYS:H	1:C:1910:MET:HE2	8	0.15
(1,4907)	1:C:1918:LYS:H	1:C:1910:MET:HE3	8	0.15
(1,4907)	1:C:1918:LYS:H	1:C:1910:MET:HG2	8	0.15
(1,4879)	1:C:1920:LYS:H	1:C:1926:LEU:HG	20	0.15
(1,4841)	1:C:1926:LEU:H	1:C:1926:LEU:HG	4	0.15
(1,4723)	2:A:82:ILE:HD12	1:C:1900:LEU:HB2	16	0.15

Continued on next page...

Continued from previous page...

Key	Atom-1	Atom-2	Model ID	Violation (Å)
(1,4723)	2:A:82:ILE:HD13	1:C:1900:LEU:HB2	16	0.15
(1,4723)	2:A:82:ILE:HD11	1:C:1900:LEU:HB2	16	0.15
(1,4719)	1:C:1898:ARG:H	1:C:1898:ARG:HD2	6	0.15
(1,4719)	1:C:1898:ARG:H	1:C:1898:ARG:HD3	6	0.15
(1,4691)	2:B:74:GLU:HG3	1:C:1921:LEU:HD11	11	0.15
(1,4691)	2:B:74:GLU:HG3	1:C:1921:LEU:HD12	11	0.15
(1,4691)	2:B:74:GLU:HG3	1:C:1921:LEU:HD13	11	0.15
(1,4691)	2:B:76:CYS:HB3	1:C:1921:LEU:HD11	11	0.15
(1,4691)	2:B:76:CYS:HB3	1:C:1921:LEU:HD12	11	0.15
(1,4691)	2:B:76:CYS:HB3	1:C:1921:LEU:HD13	11	0.15
(1,4691)	2:B:74:GLU:HG3	1:C:1926:LEU:HD11	11	0.15
(1,4691)	2:B:74:GLU:HG3	1:C:1926:LEU:HD12	11	0.15
(1,4691)	2:B:74:GLU:HG3	1:C:1926:LEU:HD13	11	0.15
(1,4691)	2:B:74:GLU:HG3	1:C:1921:LEU:HD11	17	0.15
(1,4691)	2:B:74:GLU:HG3	1:C:1921:LEU:HD12	17	0.15
(1,4691)	2:B:74:GLU:HG3	1:C:1921:LEU:HD13	17	0.15
(1,4691)	2:B:76:CYS:HB3	1:C:1921:LEU:HD11	17	0.15
(1,4691)	2:B:76:CYS:HB3	1:C:1921:LEU:HD12	17	0.15
(1,4691)	2:B:76:CYS:HB3	1:C:1921:LEU:HD13	17	0.15
(1,4691)	2:B:74:GLU:HG3	1:C:1926:LEU:HD11	17	0.15
(1,4691)	2:B:74:GLU:HG3	1:C:1926:LEU:HD12	17	0.15
(1,4691)	2:B:74:GLU:HG3	1:C:1926:LEU:HD13	17	0.15
(1,4599)	1:C:1917:LEU:HD21	1:C:1914:VAL:HA	2	0.15
(1,4599)	1:C:1917:LEU:HD22	1:C:1914:VAL:HA	2	0.15
(1,4599)	1:C:1917:LEU:HD23	1:C:1914:VAL:HA	2	0.15
(1,4589)	1:C:1918:LYS:HD2	1:C:1915:SER:HB2	2	0.15
(1,4589)	1:C:1918:LYS:HD2	1:C:1915:SER:HB2	4	0.15
(1,4589)	1:C:1918:LYS:HD2	1:C:1915:SER:HB2	11	0.15
(1,4490)	1:C:1924:GLY:H	1:C:1921:LEU:HA	12	0.15
(1,4483)	2:B:45:PHE:H	1:C:1930:VAL:HA	1	0.15
(1,4483)	2:B:45:PHE:H	1:C:1930:VAL:HA	18	0.15
(1,4413)	1:C:1921:LEU:HD21	1:C:1928:PHE:HE1	5	0.15
(1,4413)	1:C:1921:LEU:HD21	1:C:1928:PHE:HE2	5	0.15
(1,4413)	1:C:1921:LEU:HD22	1:C:1928:PHE:HE1	5	0.15
(1,4413)	1:C:1921:LEU:HD22	1:C:1928:PHE:HE2	5	0.15
(1,4413)	1:C:1921:LEU:HD23	1:C:1928:PHE:HE1	5	0.15
(1,4413)	1:C:1921:LEU:HD23	1:C:1928:PHE:HE2	5	0.15
(1,4413)	1:C:1929:VAL:HG11	1:C:1928:PHE:HD1	5	0.15
(1,4413)	1:C:1929:VAL:HG11	1:C:1928:PHE:HD2	5	0.15
(1,4413)	1:C:1929:VAL:HG12	1:C:1928:PHE:HD1	5	0.15
(1,4413)	1:C:1929:VAL:HG12	1:C:1928:PHE:HD2	5	0.15
(1,4413)	1:C:1929:VAL:HG13	1:C:1928:PHE:HD1	5	0.15

Continued on next page...

Continued from previous page...

Key	Atom-1	Atom-2	Model ID	Violation (Å)
(1,4413)	1:C:1929:VAL:HG13	1:C:1928:PHE:HD2	5	0.15
(1,4413)	2:B:58:LEU:HD13	1:C:1928:PHE:HE1	5	0.15
(1,4413)	2:B:58:LEU:HD13	1:C:1928:PHE:HE2	5	0.15
(1,4413)	2:B:58:LEU:HD11	1:C:1928:PHE:HE1	5	0.15
(1,4413)	2:B:58:LEU:HD11	1:C:1928:PHE:HE2	5	0.15
(1,4413)	2:B:58:LEU:HD12	1:C:1928:PHE:HE1	5	0.15
(1,4413)	2:B:58:LEU:HD12	1:C:1928:PHE:HE2	5	0.15
(1,4413)	2:B:58:LEU:HD13	1:C:1928:PHE:HD1	5	0.15
(1,4413)	2:B:58:LEU:HD13	1:C:1928:PHE:HD2	5	0.15
(1,4413)	2:B:58:LEU:HD12	1:C:1928:PHE:HD1	5	0.15
(1,4413)	2:B:58:LEU:HD12	1:C:1928:PHE:HD2	5	0.15
(1,4413)	2:B:58:LEU:HD11	1:C:1928:PHE:HD1	5	0.15
(1,4413)	2:B:58:LEU:HD11	1:C:1928:PHE:HD2	5	0.15
(1,4390)	1:C:1928:PHE:HZ	1:C:1929:VAL:HG11	12	0.15
(1,4390)	1:C:1928:PHE:HZ	1:C:1929:VAL:HG12	12	0.15
(1,4390)	1:C:1928:PHE:HZ	1:C:1929:VAL:HG13	12	0.15
(1,4186)	2:A:42:LEU:HD11	1:C:1900:LEU:HD21	12	0.15
(1,4186)	2:A:42:LEU:HD11	1:C:1900:LEU:HD22	12	0.15
(1,4186)	2:A:42:LEU:HD11	1:C:1900:LEU:HD23	12	0.15
(1,4186)	2:A:42:LEU:HD13	1:C:1900:LEU:HD21	12	0.15
(1,4186)	2:A:42:LEU:HD13	1:C:1900:LEU:HD22	12	0.15
(1,4186)	2:A:42:LEU:HD13	1:C:1900:LEU:HD23	12	0.15
(1,4186)	2:A:42:LEU:HD12	1:C:1900:LEU:HD21	12	0.15
(1,4186)	2:A:42:LEU:HD12	1:C:1900:LEU:HD22	12	0.15
(1,4186)	2:A:42:LEU:HD12	1:C:1900:LEU:HD23	12	0.15
(1,4178)	2:A:46:LEU:HD23	1:C:1897:GLN:HG2	18	0.15
(1,4178)	2:A:46:LEU:HD22	1:C:1897:GLN:HG2	18	0.15
(1,4178)	2:A:46:LEU:HD21	1:C:1897:GLN:HG2	18	0.15
(1,4166)	2:A:54:ALA:HB3	1:C:1898:ARG:HB3	6	0.15
(1,4166)	2:A:54:ALA:HB2	1:C:1898:ARG:HB3	6	0.15
(1,4166)	2:A:54:ALA:HB1	1:C:1898:ARG:HB3	6	0.15
(1,4164)	2:B:54:ALA:HB3	1:C:1928:PHE:HD1	2	0.15
(1,4164)	2:B:54:ALA:HB3	1:C:1928:PHE:HD2	2	0.15
(1,4164)	2:B:54:ALA:HB1	1:C:1928:PHE:HD1	2	0.15
(1,4164)	2:B:54:ALA:HB1	1:C:1928:PHE:HD2	2	0.15
(1,4164)	2:B:54:ALA:HB2	1:C:1928:PHE:HD1	2	0.15
(1,4164)	2:B:54:ALA:HB2	1:C:1928:PHE:HD2	2	0.15
(1,4164)	2:B:54:ALA:HB3	1:C:1928:PHE:HE1	2	0.15
(1,4164)	2:B:54:ALA:HB3	1:C:1928:PHE:HE2	2	0.15
(1,4164)	2:B:54:ALA:HB3	1:C:1928:PHE:HD1	6	0.15
(1,4164)	2:B:54:ALA:HB3	1:C:1928:PHE:HD2	6	0.15
(1,4164)	2:B:54:ALA:HB1	1:C:1928:PHE:HD1	6	0.15

Continued on next page...

Continued from previous page...

Key	Atom-1	Atom-2	Model ID	Violation (Å)
(1,4164)	2:B:54:ALA:HB1	1:C:1928:PHE:HD2	6	0.15
(1,4164)	2:B:54:ALA:HB2	1:C:1928:PHE:HD1	6	0.15
(1,4164)	2:B:54:ALA:HB2	1:C:1928:PHE:HD2	6	0.15
(1,4164)	2:B:54:ALA:HB3	1:C:1928:PHE:HE1	6	0.15
(1,4164)	2:B:54:ALA:HB3	1:C:1928:PHE:HE2	6	0.15
(1,4162)	2:A:54:ALA:HB2	1:C:1900:LEU:HB3	16	0.15
(1,4162)	2:A:54:ALA:HB3	1:C:1900:LEU:HB3	16	0.15
(1,4162)	2:A:54:ALA:HB1	1:C:1900:LEU:HB3	16	0.15
(1,4149)	2:B:61:ASN:HA	1:C:1921:LEU:HD11	11	0.15
(1,4149)	2:B:61:ASN:HA	1:C:1921:LEU:HD12	11	0.15
(1,4149)	2:B:61:ASN:HA	1:C:1921:LEU:HD13	11	0.15
(1,4126)	2:A:76:CYS:HA	1:C:1910:MET:HG2	18	0.15
(1,4126)	2:A:76:CYS:HA	1:C:1910:MET:HG3	18	0.15
(1,4126)	2:A:76:CYS:HA	1:C:1910:MET:HE1	18	0.15
(1,4126)	2:A:76:CYS:HA	1:C:1910:MET:HE2	18	0.15
(1,4126)	2:A:76:CYS:HA	1:C:1910:MET:HE3	18	0.15
(1,4086)	2:B:84:MET:HE2	1:C:1918:LYS:HD3	8	0.15
(1,4086)	2:B:84:MET:HE1	1:C:1918:LYS:HD3	8	0.15
(1,4086)	2:B:84:MET:HE3	1:C:1918:LYS:HD3	8	0.15
(1,4065)	2:B:85:MET:HE1	1:C:1930:VAL:HA	6	0.15
(1,4065)	2:B:85:MET:HE3	1:C:1930:VAL:HA	6	0.15
(1,4065)	2:B:85:MET:HE2	1:C:1930:VAL:HA	6	0.15
(1,4065)	2:B:85:MET:HE1	1:C:1930:VAL:HA	10	0.15
(1,4065)	2:B:85:MET:HE3	1:C:1930:VAL:HA	10	0.15
(1,4065)	2:B:85:MET:HE2	1:C:1930:VAL:HA	10	0.15
(1,4062)	2:B:85:MET:HE3	1:C:1922:ARG:HD2	10	0.15
(1,4062)	2:B:85:MET:HE3	1:C:1922:ARG:HD3	10	0.15
(1,4062)	2:B:85:MET:HE1	1:C:1922:ARG:HD2	10	0.15
(1,4062)	2:B:85:MET:HE1	1:C:1922:ARG:HD3	10	0.15
(1,4049)	2:A:85:MET:HE2	1:C:1899:GLU:H	12	0.15
(1,4049)	2:A:85:MET:HE3	1:C:1899:GLU:H	12	0.15
(1,4049)	2:A:85:MET:HE1	1:C:1899:GLU:H	12	0.15
(1,4049)	2:A:85:MET:HE2	1:C:1899:GLU:H	18	0.15
(1,4049)	2:A:85:MET:HE3	1:C:1899:GLU:H	18	0.15
(1,4049)	2:A:85:MET:HE1	1:C:1899:GLU:H	18	0.15
(1,4038)	2:A:85:MET:HB2	1:C:1903:ALA:HB1	1	0.15
(1,4038)	2:A:85:MET:HB2	1:C:1903:ALA:HB2	1	0.15
(1,4038)	2:A:85:MET:HB2	1:C:1903:ALA:HB3	1	0.15
(1,4038)	2:A:85:MET:HB2	1:C:1903:ALA:HB1	12	0.15
(1,4038)	2:A:85:MET:HB2	1:C:1903:ALA:HB2	12	0.15
(1,4038)	2:A:85:MET:HB2	1:C:1903:ALA:HB3	12	0.15
(1,4028)	2:B:82:ILE:HG21	1:C:1926:LEU:HD11	2	0.15

Continued on next page...

Continued from previous page...

Key	Atom-1	Atom-2	Model ID	Violation (Å)
(1,4028)	2:B:82:ILE:HG21	1:C:1926:LEU:HD12	2	0.15
(1,4028)	2:B:82:ILE:HG21	1:C:1926:LEU:HD13	2	0.15
(1,4028)	2:B:82:ILE:HG23	1:C:1926:LEU:HD11	2	0.15
(1,4028)	2:B:82:ILE:HG23	1:C:1926:LEU:HD12	2	0.15
(1,4028)	2:B:82:ILE:HG23	1:C:1926:LEU:HD13	2	0.15
(1,4028)	2:B:82:ILE:HG22	1:C:1926:LEU:HD11	2	0.15
(1,4028)	2:B:82:ILE:HG22	1:C:1926:LEU:HD12	2	0.15
(1,4028)	2:B:82:ILE:HG22	1:C:1926:LEU:HD13	2	0.15
(1,4023)	2:B:38:LEU:HD22	1:C:1929:VAL:HG21	8	0.15
(1,4023)	2:B:38:LEU:HD22	1:C:1929:VAL:HG22	8	0.15
(1,4023)	2:B:38:LEU:HD22	1:C:1929:VAL:HG23	8	0.15
(1,4023)	2:B:38:LEU:HD23	1:C:1929:VAL:HG21	8	0.15
(1,4023)	2:B:38:LEU:HD23	1:C:1929:VAL:HG22	8	0.15
(1,4023)	2:B:38:LEU:HD23	1:C:1929:VAL:HG23	8	0.15
(1,4023)	2:B:38:LEU:HD21	1:C:1929:VAL:HG21	8	0.15
(1,4023)	2:B:38:LEU:HD21	1:C:1929:VAL:HG22	8	0.15
(1,4023)	2:B:38:LEU:HD21	1:C:1929:VAL:HG23	8	0.15
(1,4017)	2:B:38:LEU:HD22	1:C:1929:VAL:HG11	9	0.15
(1,4017)	2:B:38:LEU:HD22	1:C:1929:VAL:HG12	9	0.15
(1,4017)	2:B:38:LEU:HD22	1:C:1929:VAL:HG13	9	0.15
(1,4017)	2:B:38:LEU:HD23	1:C:1929:VAL:HG11	9	0.15
(1,4017)	2:B:38:LEU:HD23	1:C:1929:VAL:HG12	9	0.15
(1,4017)	2:B:38:LEU:HD23	1:C:1929:VAL:HG13	9	0.15
(1,4017)	2:B:38:LEU:HD21	1:C:1929:VAL:HG11	9	0.15
(1,4017)	2:B:38:LEU:HD21	1:C:1929:VAL:HG12	9	0.15
(1,4017)	2:B:38:LEU:HD21	1:C:1929:VAL:HG13	9	0.15
(1,3990)	2:B:58:LEU:HD13	1:C:1929:VAL:HG21	16	0.15
(1,3990)	2:B:58:LEU:HD13	1:C:1929:VAL:HG22	16	0.15
(1,3990)	2:B:58:LEU:HD13	1:C:1929:VAL:HG23	16	0.15
(1,3990)	2:B:58:LEU:HD12	1:C:1929:VAL:HG21	16	0.15
(1,3990)	2:B:58:LEU:HD12	1:C:1929:VAL:HG22	16	0.15
(1,3990)	2:B:58:LEU:HD12	1:C:1929:VAL:HG23	16	0.15
(1,3990)	2:B:58:LEU:HD11	1:C:1929:VAL:HG21	16	0.15
(1,3990)	2:B:58:LEU:HD11	1:C:1929:VAL:HG22	16	0.15
(1,3990)	2:B:58:LEU:HD11	1:C:1929:VAL:HG23	16	0.15
(1,3979)	2:B:62:LEU:HD13	1:C:1918:LYS:HD3	8	0.15
(1,3979)	2:B:62:LEU:HD12	1:C:1918:LYS:HD3	8	0.15
(1,3979)	2:B:62:LEU:HD11	1:C:1918:LYS:HD3	8	0.15
(1,3979)	2:B:62:LEU:HD12	1:C:1920:LYS:HG3	8	0.15
(1,3979)	2:B:62:LEU:HD13	1:C:1920:LYS:HG3	8	0.15
(1,3979)	2:B:62:LEU:HD11	1:C:1920:LYS:HG3	8	0.15
(1,3979)	2:B:62:LEU:HD13	1:C:1918:LYS:HD3	9	0.15

Continued on next page...

Continued from previous page...

Key	Atom-1	Atom-2	Model ID	Violation (Å)
(1,3979)	2:B:62:LEU:HD12	1:C:1918:LYS:HD3	9	0.15
(1,3979)	2:B:62:LEU:HD11	1:C:1918:LYS:HD3	9	0.15
(1,3979)	2:B:62:LEU:HD12	1:C:1920:LYS:HG3	9	0.15
(1,3979)	2:B:62:LEU:HD13	1:C:1920:LYS:HG3	9	0.15
(1,3979)	2:B:62:LEU:HD11	1:C:1920:LYS:HG3	9	0.15
(1,3963)	2:B:77:VAL:HG23	1:C:1920:LYS:HG3	17	0.15
(1,3963)	2:B:77:VAL:HG23	1:C:1922:ARG:HG2	17	0.15
(1,3963)	2:B:77:VAL:HG21	1:C:1922:ARG:HG2	17	0.15
(1,3963)	2:B:77:VAL:HG22	1:C:1920:LYS:HG3	17	0.15
(1,3963)	2:B:77:VAL:HG22	1:C:1922:ARG:HG2	17	0.15
(1,3924)	2:A:58:LEU:HD22	1:C:1900:LEU:HG	18	0.15
(1,3924)	2:A:58:LEU:HD21	1:C:1900:LEU:HG	18	0.15
(1,3924)	2:A:58:LEU:HD23	1:C:1900:LEU:HG	18	0.15
(1,3919)	2:A:58:LEU:HD12	1:C:1899:GLU:HG3	3	0.15
(1,3919)	2:A:58:LEU:HD13	1:C:1899:GLU:HG3	3	0.15
(1,3919)	2:A:58:LEU:HD11	1:C:1899:GLU:HG3	3	0.15
(1,3879)	2:B:72:PHE:HE1	2:B:75:TYR:HE1	2	0.15
(1,3879)	2:B:72:PHE:HE1	2:B:75:TYR:HE2	2	0.15
(1,3879)	2:B:72:PHE:HE2	2:B:75:TYR:HE1	2	0.15
(1,3879)	2:B:72:PHE:HE2	2:B:75:TYR:HE2	2	0.15
(1,3820)	2:A:78:PHE:H	2:A:78:PHE:HE1	6	0.15
(1,3820)	2:A:78:PHE:H	2:A:78:PHE:HE2	6	0.15
(1,3814)	2:B:95:ASP:H	2:B:94:PRO:HA	20	0.15
(1,3764)	2:B:97:GLN:H	2:B:96:LYS:HA	4	0.15
(1,3482)	2:B:52:GLU:H	2:B:51:ASP:HB3	3	0.15
(1,3420)	2:B:42:LEU:H	2:B:37:LEU:HB3	10	0.15
(1,3252)	2:B:2:ALA:H	2:B:4:PRO:HG3	12	0.15
(1,3252)	2:B:2:ALA:H	2:B:4:PRO:HB3	12	0.15
(1,3236)	2:A:96:LYS:H	2:A:93:PHE:HB2	7	0.15
(1,3228)	2:A:95:ASP:H	2:A:93:PHE:HA	9	0.15
(1,3075)	2:A:74:GLU:H	2:A:70:VAL:HB	1	0.15
(1,3075)	2:A:74:GLU:H	2:A:70:VAL:HB	11	0.15
(1,2995)	2:A:62:LEU:H	2:A:57:LYS:HE2	8	0.15
(1,2904)	2:A:51:ASP:H	2:A:46:LEU:HB3	10	0.15
(1,2904)	2:A:51:ASP:H	2:A:46:LEU:HB3	12	0.15
(1,2738)	2:B:22:LYS:H	2:B:22:LYS:HD2	13	0.15
(1,2728)	2:B:21:GLY:H	2:B:26:LYS:HD3	20	0.15
(1,2728)	2:B:21:GLY:H	2:B:26:LYS:HD2	20	0.15
(1,2618)	2:A:3:CYS:H	2:B:41:GLU:HG2	8	0.15
(1,2600)	2:A:29:LEU:H	2:A:27:PHE:HD1	1	0.15
(1,2600)	2:A:29:LEU:H	2:A:27:PHE:HD2	1	0.15
(1,248)	2:B:84:MET:HE1	2:B:80:SER:HB3	12	0.15

Continued on next page...

Continued from previous page...

Key	Atom-1	Atom-2	Model ID	Violation (Å)
(1,248)	2:B:84:MET:HE2	2:B:80:SER:HB3	12	0.15
(1,248)	2:B:84:MET:HE1	2:B:80:SER:HB3	17	0.15
(1,248)	2:B:84:MET:HE2	2:B:80:SER:HB3	17	0.15
(1,248)	2:B:84:MET:HE1	2:B:80:SER:HB3	19	0.15
(1,248)	2:B:84:MET:HE2	2:B:80:SER:HB3	19	0.15
(1,243)	2:B:84:MET:HE2	2:B:85:MET:HB2	16	0.15
(1,243)	2:B:84:MET:HE1	2:B:85:MET:HB2	16	0.15
(1,2388)	2:B:9:LEU:HD11	2:A:42:LEU:HB3	14	0.15
(1,2388)	2:B:9:LEU:HD13	2:A:42:LEU:HB3	14	0.15
(1,2388)	2:B:9:LEU:HD12	2:A:42:LEU:HB3	14	0.15
(1,2281)	2:B:12:MET:HE3	2:B:76:CYS:H	10	0.15
(1,2281)	2:B:12:MET:HE2	2:B:76:CYS:H	10	0.15
(1,2281)	2:B:12:MET:HE1	2:B:76:CYS:H	10	0.15
(1,2280)	2:B:12:MET:HE3	2:A:84:MET:H	20	0.15
(1,2280)	2:B:12:MET:HE2	2:A:84:MET:H	20	0.15
(1,2280)	2:B:12:MET:HE1	2:A:84:MET:H	20	0.15
(1,2238)	2:A:13:VAL:HG22	2:A:17:HIS:HD2	16	0.15
(1,2238)	2:A:13:VAL:HG23	2:A:17:HIS:HD2	16	0.15
(1,2238)	2:A:13:VAL:HG21	2:A:17:HIS:HD2	16	0.15
(1,2199)	2:A:15:THR:HG23	2:B:5:LEU:HD11	5	0.15
(1,2199)	2:A:15:THR:HG23	2:B:5:LEU:HD12	5	0.15
(1,2199)	2:A:15:THR:HG21	2:B:5:LEU:HD12	5	0.15
(1,2199)	2:A:15:THR:HG23	2:B:5:LEU:HD13	5	0.15
(1,2199)	2:A:15:THR:HG21	2:B:5:LEU:HD11	5	0.15
(1,2199)	2:A:15:THR:HG21	2:B:5:LEU:HD13	5	0.15
(1,2199)	2:A:15:THR:HG22	2:B:5:LEU:HD11	5	0.15
(1,2199)	2:A:15:THR:HG22	2:B:5:LEU:HD12	5	0.15
(1,2199)	2:A:15:THR:HG23	2:B:5:LEU:HD11	10	0.15
(1,2199)	2:A:15:THR:HG23	2:B:5:LEU:HD12	10	0.15
(1,2199)	2:A:15:THR:HG21	2:B:5:LEU:HD12	10	0.15
(1,2199)	2:A:15:THR:HG23	2:B:5:LEU:HD13	10	0.15
(1,2199)	2:A:15:THR:HG21	2:B:5:LEU:HD11	10	0.15
(1,2199)	2:A:15:THR:HG21	2:B:5:LEU:HD13	10	0.15
(1,2199)	2:A:15:THR:HG22	2:B:5:LEU:HD11	10	0.15
(1,2199)	2:A:15:THR:HG22	2:B:5:LEU:HD12	10	0.15
(1,2199)	2:A:15:THR:HG23	2:B:5:LEU:HD11	15	0.15
(1,2199)	2:A:15:THR:HG23	2:B:5:LEU:HD12	15	0.15
(1,2199)	2:A:15:THR:HG21	2:B:5:LEU:HD12	15	0.15
(1,2199)	2:A:15:THR:HG23	2:B:5:LEU:HD13	15	0.15
(1,2199)	2:A:15:THR:HG21	2:B:5:LEU:HD11	15	0.15
(1,2199)	2:A:15:THR:HG21	2:B:5:LEU:HD13	15	0.15
(1,2199)	2:A:15:THR:HG22	2:B:5:LEU:HD11	15	0.15

Continued on next page...

Continued from previous page...

Key	Atom-1	Atom-2	Model ID	Violation (Å)
(1,2199)	2:A:15:THR:HG22	2:B:5:LEU:HD12	15	0.15
(1,2199)	2:A:15:THR:HG23	2:B:5:LEU:HD11	17	0.15
(1,2199)	2:A:15:THR:HG23	2:B:5:LEU:HD12	17	0.15
(1,2199)	2:A:15:THR:HG21	2:B:5:LEU:HD12	17	0.15
(1,2199)	2:A:15:THR:HG23	2:B:5:LEU:HD13	17	0.15
(1,2199)	2:A:15:THR:HG21	2:B:5:LEU:HD11	17	0.15
(1,2199)	2:A:15:THR:HG21	2:B:5:LEU:HD13	17	0.15
(1,2199)	2:A:15:THR:HG22	2:B:5:LEU:HD11	17	0.15
(1,2199)	2:A:15:THR:HG22	2:B:5:LEU:HD12	17	0.15
(1,2134)	2:B:18:LYS:HE2	2:B:18:LYS:HG2	17	0.15
(1,2110)	2:B:19:TYR:HA	2:B:22:LYS:HD2	11	0.15
(1,2087)	2:A:22:LYS:HB2	2:A:19:TYR:HA	2	0.15
(1,1962)	2:B:34:LEU:HD23	2:B:62:LEU:HD22	19	0.15
(1,1962)	2:B:34:LEU:HD23	2:B:62:LEU:HD21	19	0.15
(1,1962)	2:B:34:LEU:HD23	2:B:62:LEU:HD23	19	0.15
(1,1962)	2:B:34:LEU:HD22	2:B:62:LEU:HD22	19	0.15
(1,1962)	2:B:34:LEU:HD22	2:B:62:LEU:HD21	19	0.15
(1,1962)	2:B:34:LEU:HD22	2:B:62:LEU:HD23	19	0.15
(1,1962)	2:B:34:LEU:HD21	2:B:62:LEU:HD22	19	0.15
(1,1962)	2:B:34:LEU:HD21	2:B:62:LEU:HD21	19	0.15
(1,1918)	2:A:34:LEU:HD21	2:A:33:GLU:H	3	0.15
(1,1918)	2:A:34:LEU:HD23	2:A:33:GLU:H	3	0.15
(1,1918)	2:A:34:LEU:HD21	2:A:33:GLU:H	16	0.15
(1,1918)	2:A:34:LEU:HD23	2:A:33:GLU:H	16	0.15
(1,1820)	2:B:36:GLU:HB3	2:B:15:THR:HG22	10	0.15
(1,1820)	2:B:36:GLU:HB3	2:B:15:THR:HG23	10	0.15
(1,1820)	2:B:36:GLU:HB3	2:B:15:THR:HG21	10	0.15
(1,1820)	2:B:36:GLU:HB2	2:B:15:THR:HG22	10	0.15
(1,1820)	2:B:36:GLU:HB2	2:B:15:THR:HG21	10	0.15
(1,1800)	2:A:36:GLU:HG2	2:A:33:GLU:HA	7	0.15
(1,1800)	2:A:36:GLU:HG2	2:A:33:GLU:HA	8	0.15
(1,1707)	2:A:38:LEU:HD22	2:A:35:LYS:HA	5	0.15
(1,1707)	2:A:38:LEU:HD23	2:A:35:LYS:HA	5	0.15
(1,1707)	2:A:38:LEU:HD21	2:A:35:LYS:HA	5	0.15
(1,1608)	2:B:42:LEU:HD13	2:A:9:LEU:H	1	0.15
(1,1608)	2:B:42:LEU:HD11	2:A:9:LEU:H	1	0.15
(1,1608)	2:B:42:LEU:HD12	2:A:9:LEU:H	1	0.15
(1,1608)	2:B:42:LEU:HD13	2:A:9:LEU:H	2	0.15
(1,1608)	2:B:42:LEU:HD11	2:A:9:LEU:H	2	0.15
(1,1608)	2:B:42:LEU:HD12	2:A:9:LEU:H	2	0.15
(1,1608)	2:B:42:LEU:HD13	2:A:9:LEU:H	3	0.15
(1,1608)	2:B:42:LEU:HD11	2:A:9:LEU:H	3	0.15

Continued on next page...

Continued from previous page...

Key	Atom-1	Atom-2	Model ID	Violation (Å)
(1,1608)	2:B:42:LEU:HD12	2:A:9:LEU:H	3	0.15
(1,1592)	2:B:35:LYS:HG2	2:B:36:GLU:HG2	7	0.15
(1,1483)	2:A:46:LEU:HD22	1:C:1897:GLN:HG2	5	0.15
(1,1483)	2:A:46:LEU:HD23	1:C:1897:GLN:HG2	5	0.15
(1,1483)	2:A:46:LEU:HD21	1:C:1897:GLN:HG2	5	0.15
(1,142)	2:A:85:MET:HE2	2:A:85:MET:HG3	12	0.15
(1,142)	2:A:85:MET:HE3	2:A:85:MET:HG3	12	0.15
(1,142)	2:A:85:MET:HE1	2:A:85:MET:HG3	12	0.15
(1,142)	2:A:85:MET:HE2	2:A:85:MET:HG3	17	0.15
(1,142)	2:A:85:MET:HE3	2:A:85:MET:HG3	17	0.15
(1,142)	2:A:85:MET:HE1	2:A:85:MET:HG3	17	0.15
(1,142)	2:A:85:MET:HE2	2:A:85:MET:HG3	18	0.15
(1,142)	2:A:85:MET:HE3	2:A:85:MET:HG3	18	0.15
(1,142)	2:A:85:MET:HE1	2:A:85:MET:HG3	18	0.15
(1,1361)	2:B:52:GLU:HG2	2:B:51:ASP:HB2	11	0.15
(1,1361)	2:B:52:GLU:HG3	2:B:51:ASP:HB2	11	0.15
(1,1303)	2:B:54:ALA:HB2	1:C:1928:PHE:HD1	2	0.15
(1,1303)	2:B:54:ALA:HB2	1:C:1928:PHE:HD2	2	0.15
(1,1303)	2:B:54:ALA:HB3	1:C:1928:PHE:HD1	2	0.15
(1,1303)	2:B:54:ALA:HB3	1:C:1928:PHE:HD2	2	0.15
(1,1303)	2:B:54:ALA:HB1	1:C:1928:PHE:HD1	2	0.15
(1,1303)	2:B:54:ALA:HB1	1:C:1928:PHE:HD2	2	0.15
(1,1303)	2:B:54:ALA:HB3	1:C:1928:PHE:HE1	2	0.15
(1,1303)	2:B:54:ALA:HB3	1:C:1928:PHE:HE2	2	0.15
(1,1303)	2:B:54:ALA:HB2	1:C:1928:PHE:HD1	6	0.15
(1,1303)	2:B:54:ALA:HB2	1:C:1928:PHE:HD2	6	0.15
(1,1303)	2:B:54:ALA:HB3	1:C:1928:PHE:HD1	6	0.15
(1,1303)	2:B:54:ALA:HB3	1:C:1928:PHE:HD2	6	0.15
(1,1303)	2:B:54:ALA:HB1	1:C:1928:PHE:HD1	6	0.15
(1,1303)	2:B:54:ALA:HB1	1:C:1928:PHE:HD2	6	0.15
(1,1303)	2:B:54:ALA:HB3	1:C:1928:PHE:HE1	6	0.15
(1,1303)	2:B:54:ALA:HB3	1:C:1928:PHE:HE2	6	0.15
(1,1302)	2:B:54:ALA:HB2	2:B:55:PHE:H	19	0.15
(1,1302)	2:B:54:ALA:HB1	2:B:55:PHE:H	19	0.15
(1,1302)	2:B:54:ALA:HB3	2:B:55:PHE:H	19	0.15
(1,1200)	2:B:58:LEU:HD11	1:C:1928:PHE:HE1	5	0.15
(1,1200)	2:B:58:LEU:HD11	1:C:1928:PHE:HE2	5	0.15
(1,1200)	2:B:58:LEU:HD12	1:C:1928:PHE:HE1	5	0.15
(1,1200)	2:B:58:LEU:HD12	1:C:1928:PHE:HE2	5	0.15
(1,1200)	2:B:58:LEU:HD11	1:C:1928:PHE:HD1	5	0.15
(1,1200)	2:B:58:LEU:HD11	1:C:1928:PHE:HD2	5	0.15
(1,1200)	2:B:58:LEU:HD13	1:C:1928:PHE:HD1	5	0.15

Continued on next page...

Continued from previous page...

Key	Atom-1	Atom-2	Model ID	Violation (Å)
(1,1200)	2:B:58:LEU:HD13	1:C:1928:PHE:HD2	5	0.15
(1,1200)	2:B:58:LEU:HD12	1:C:1928:PHE:HD1	5	0.15
(1,1200)	2:B:58:LEU:HD12	1:C:1928:PHE:HD2	5	0.15
(1,1156)	2:A:58:LEU:HD22	1:C:1899:GLU:HG3	1	0.15
(1,1156)	2:A:58:LEU:HD23	1:C:1899:GLU:HG3	1	0.15
(1,1156)	2:A:58:LEU:HD21	1:C:1899:GLU:HG3	1	0.15
(1,1156)	2:A:58:LEU:HD22	1:C:1899:GLU:HG3	4	0.15
(1,1156)	2:A:58:LEU:HD23	1:C:1899:GLU:HG3	4	0.15
(1,1156)	2:A:58:LEU:HD21	1:C:1899:GLU:HG3	4	0.15
(1,1156)	2:A:58:LEU:HD22	1:C:1899:GLU:HG3	12	0.15
(1,1156)	2:A:58:LEU:HD23	1:C:1899:GLU:HG3	12	0.15
(1,1156)	2:A:58:LEU:HD21	1:C:1899:GLU:HG3	12	0.15
(1,1156)	2:A:58:LEU:HD22	1:C:1899:GLU:HG3	13	0.15
(1,1156)	2:A:58:LEU:HD23	1:C:1899:GLU:HG3	13	0.15
(1,1156)	2:A:58:LEU:HD21	1:C:1899:GLU:HG3	13	0.15
(1,1139)	2:A:58:LEU:HD11	1:C:1899:GLU:HG3	3	0.15
(1,1139)	2:A:58:LEU:HD12	1:C:1899:GLU:HG3	3	0.15
(1,1139)	2:A:58:LEU:HD13	1:C:1899:GLU:HG3	3	0.15
(1,1119)	2:A:58:LEU:HD11	2:A:57:LYS:H	12	0.15
(1,1119)	2:A:58:LEU:HD13	2:A:57:LYS:H	12	0.15
(1,1119)	2:A:58:LEU:HD12	2:A:57:LYS:H	12	0.15
(1,1119)	2:A:58:LEU:HD11	2:A:57:LYS:H	15	0.15
(1,1119)	2:A:58:LEU:HD13	2:A:57:LYS:H	15	0.15
(1,1119)	2:A:58:LEU:HD12	2:A:57:LYS:H	15	0.15
(1,1103)	2:B:59:MET:HE3	2:B:67:ASP:H	5	0.15
(1,1103)	2:B:59:MET:HE2	2:B:67:ASP:H	5	0.15
(1,1103)	2:B:59:MET:HE1	2:B:67:ASP:H	5	0.15
(1,1102)	2:B:59:MET:HE3	2:B:34:LEU:H	9	0.15
(1,1102)	2:B:59:MET:HE1	2:B:34:LEU:H	9	0.15
(1,1102)	2:B:59:MET:HE2	2:B:34:LEU:H	9	0.15
(1,1102)	2:B:59:MET:HE3	2:B:34:LEU:H	17	0.15
(1,1102)	2:B:59:MET:HE1	2:B:34:LEU:H	17	0.15
(1,1102)	2:B:59:MET:HE2	2:B:34:LEU:H	17	0.15
(1,1098)	2:B:59:MET:HE1	2:B:62:LEU:H	8	0.15
(1,1098)	2:B:59:MET:HE2	2:B:62:LEU:H	8	0.15
(1,1098)	2:B:59:MET:HE3	2:B:62:LEU:H	8	0.15
(1,1091)	2:B:59:MET:HE3	2:B:69:GLU:H	10	0.15
(1,1091)	2:B:59:MET:HE2	2:B:69:GLU:H	10	0.15
(1,1091)	2:B:59:MET:HE1	2:B:69:GLU:H	10	0.15
(1,1085)	2:B:59:MET:HE2	2:B:31:LYS:HA	8	0.15
(1,1085)	2:B:59:MET:HE1	2:B:31:LYS:HA	8	0.15
(1,1085)	2:B:59:MET:HE3	2:B:31:LYS:HA	8	0.15

Continued on next page...

Continued from previous page...

Key	Atom-1	Atom-2	Model ID	Violation (Å)
(1,1085)	2:B:59:MET:HE2	2:B:31:LYS:HA	11	0.15
(1,1085)	2:B:59:MET:HE1	2:B:31:LYS:HA	11	0.15
(1,1085)	2:B:59:MET:HE3	2:B:31:LYS:HA	11	0.15
(1,1053)	2:A:59:MET:HE1	2:A:75:TYR:HD1	8	0.15
(1,1053)	2:A:59:MET:HE1	2:A:75:TYR:HD2	8	0.15
(1,1053)	2:A:59:MET:HE3	2:A:75:TYR:HD1	8	0.15
(1,1053)	2:A:59:MET:HE3	2:A:75:TYR:HD2	8	0.15
(1,1053)	2:A:59:MET:HE2	2:A:75:TYR:HD1	8	0.15
(1,1053)	2:A:59:MET:HE2	2:A:75:TYR:HD2	8	0.15
(2,46)	1:C:1916:SER:H	1:C:1912:ARG:HB2	15	0.14
(2,46)	1:C:1916:SER:H	1:C:1912:ARG:HB2	16	0.14
(2,45)	1:C:1918:LYS:H	1:C:1916:SER:HB2	3	0.14
(2,18)	2:A:28:LYS:HD3	2:A:20:SER:HB2	2	0.14
(2,18)	2:A:28:LYS:HD3	2:A:20:SER:HB2	13	0.14
(2,18)	2:A:28:LYS:HD3	2:A:20:SER:HB2	20	0.14
(2,17)	2:B:31:LYS:HD3	2:B:32:SER:H	9	0.14
(2,15)	2:A:35:LYS:HE3	2:A:50:THR:HB	2	0.14
(1,864)	2:A:64:SER:HB2	2:A:65:ASN:HB3	12	0.14
(1,753)	2:B:70:VAL:HG21	2:B:74:GLU:H	5	0.14
(1,753)	2:B:70:VAL:HG22	2:B:74:GLU:H	5	0.14
(1,6947)	2:B:80:SER:H	1:C:1914:VAL:HG11	14	0.14
(1,6947)	2:B:80:SER:H	1:C:1914:VAL:HG12	14	0.14
(1,6947)	2:B:80:SER:H	1:C:1914:VAL:HG13	14	0.14
(1,6947)	2:B:80:SER:H	1:C:1917:LEU:HD11	14	0.14
(1,6947)	2:B:80:SER:H	1:C:1917:LEU:HD12	14	0.14
(1,6947)	2:B:80:SER:H	1:C:1917:LEU:HD13	14	0.14
(1,6858)	2:B:2:ALA:H	2:B:7:LYS:HB2	19	0.14
(1,6858)	2:B:2:ALA:H	2:A:7:LYS:HB2	19	0.14
(1,6824)	2:A:73:GLN:H	2:A:75:TYR:HD1	9	0.14
(1,6824)	2:A:73:GLN:H	2:A:75:TYR:HD2	9	0.14
(1,6824)	2:A:73:GLN:H	2:A:72:PHE:HZ	9	0.14
(1,6824)	2:A:73:GLN:H	2:A:75:TYR:HD1	19	0.14
(1,6824)	2:A:73:GLN:H	2:A:75:TYR:HD2	19	0.14
(1,6824)	2:A:73:GLN:H	2:A:72:PHE:HZ	19	0.14
(1,6815)	2:A:62:LEU:H	1:C:1908:ASP:H	13	0.14
(1,6815)	2:A:62:LEU:H	2:A:75:TYR:H	13	0.14
(1,6631)	2:A:4:PRO:HA	2:B:8:ALA:H	1	0.14
(1,6631)	2:A:4:PRO:HA	2:B:7:LYS:H	1	0.14
(1,6631)	2:A:4:PRO:HA	2:B:8:ALA:H	14	0.14
(1,6631)	2:A:4:PRO:HA	2:B:7:LYS:H	14	0.14
(1,6627)	2:A:2:ALA:HB3	2:A:4:PRO:HG2	3	0.14
(1,6627)	2:A:2:ALA:HB1	2:A:4:PRO:HG2	3	0.14

Continued on next page...

Continued from previous page...

Key	Atom-1	Atom-2	Model ID	Violation (Å)
(1,6627)	2:A:2:ALA:HB2	2:A:4:PRO:HG2	3	0.14
(1,6627)	2:B:2:ALA:HB3	2:A:4:PRO:HG2	3	0.14
(1,6627)	2:B:2:ALA:HB2	2:A:4:PRO:HG2	3	0.14
(1,6627)	2:A:2:ALA:HB3	2:A:4:PRO:HG2	16	0.14
(1,6627)	2:A:2:ALA:HB1	2:A:4:PRO:HG2	16	0.14
(1,6627)	2:A:2:ALA:HB2	2:A:4:PRO:HG2	16	0.14
(1,6627)	2:B:2:ALA:HB3	2:A:4:PRO:HG2	16	0.14
(1,6627)	2:B:2:ALA:HB2	2:A:4:PRO:HG2	16	0.14
(1,6627)	2:A:2:ALA:HB3	2:A:4:PRO:HG2	19	0.14
(1,6627)	2:A:2:ALA:HB1	2:A:4:PRO:HG2	19	0.14
(1,6627)	2:A:2:ALA:HB2	2:A:4:PRO:HG2	19	0.14
(1,6627)	2:B:2:ALA:HB3	2:A:4:PRO:HG2	19	0.14
(1,6627)	2:B:2:ALA:HB2	2:A:4:PRO:HG2	19	0.14
(1,6595)	2:B:5:LEU:HD23	2:A:78:PHE:HE1	7	0.14
(1,6595)	2:B:5:LEU:HD23	2:A:78:PHE:HE2	7	0.14
(1,6595)	2:B:5:LEU:HD22	2:A:78:PHE:HE1	7	0.14
(1,6595)	2:B:5:LEU:HD22	2:A:78:PHE:HE2	7	0.14
(1,6595)	2:B:5:LEU:HD21	2:A:45:PHE:HE1	7	0.14
(1,6595)	2:B:5:LEU:HD21	2:A:45:PHE:HE2	7	0.14
(1,6595)	2:B:5:LEU:HD23	2:A:45:PHE:HE1	7	0.14
(1,6595)	2:B:5:LEU:HD23	2:A:45:PHE:HE2	7	0.14
(1,6595)	2:B:5:LEU:HD22	2:A:45:PHE:HE1	7	0.14
(1,6595)	2:B:5:LEU:HD22	2:A:45:PHE:HE2	7	0.14
(1,6485)	2:A:11:VAL:HG12	2:A:8:ALA:HA	20	0.14
(1,6485)	2:B:11:VAL:HG12	2:B:8:ALA:HA	20	0.14
(1,6485)	2:B:11:VAL:HG13	2:B:8:ALA:HA	20	0.14
(1,6485)	2:A:11:VAL:HG13	2:A:8:ALA:HA	20	0.14
(1,6485)	2:A:11:VAL:HG11	2:A:8:ALA:HA	20	0.14
(1,6485)	2:B:11:VAL:HG11	2:B:8:ALA:HA	20	0.14
(1,6485)	2:A:11:VAL:HG12	2:B:8:ALA:HA	20	0.14
(1,6485)	2:B:11:VAL:HG12	2:A:8:ALA:HA	20	0.14
(1,6485)	2:A:11:VAL:HG13	2:B:8:ALA:HA	20	0.14
(1,6485)	2:A:11:VAL:HG11	2:B:8:ALA:HA	20	0.14
(1,6485)	2:B:11:VAL:HG11	2:B:14:SER:HA	20	0.14
(1,6457)	2:A:12:MET:HE1	2:A:8:ALA:HA	9	0.14
(1,6457)	2:A:12:MET:HE1	2:B:8:ALA:HA	9	0.14
(1,6457)	2:A:12:MET:HE2	2:A:8:ALA:HA	9	0.14
(1,6457)	2:A:12:MET:HE3	2:A:8:ALA:HA	9	0.14
(1,6457)	2:A:12:MET:HE1	2:B:9:LEU:HA	9	0.14
(1,6457)	2:A:12:MET:HE2	2:B:8:ALA:HA	9	0.14
(1,6457)	2:A:12:MET:HE3	2:B:8:ALA:HA	9	0.14
(1,6453)	2:A:12:MET:HE3	2:A:76:CYS:HB2	12	0.14

Continued on next page...

Continued from previous page...

Key	Atom-1	Atom-2	Model ID	Violation (Å)
(1,6453)	2:A:12:MET:HE2	2:A:76:CYS:HB2	12	0.14
(1,6453)	2:A:12:MET:HE1	2:A:76:CYS:HB2	12	0.14
(1,6453)	2:A:12:MET:HE2	2:B:81:CYS:HB2	12	0.14
(1,6449)	2:A:12:MET:HE2	2:A:9:LEU:HD12	5	0.14
(1,6449)	2:A:12:MET:HE2	2:A:9:LEU:HD13	5	0.14
(1,6449)	2:A:12:MET:HE2	2:A:9:LEU:HD11	5	0.14
(1,6449)	2:A:12:MET:HE1	2:A:9:LEU:HD12	5	0.14
(1,6449)	2:A:12:MET:HE1	2:A:9:LEU:HD13	5	0.14
(1,6449)	2:A:12:MET:HE3	2:A:9:LEU:HD12	5	0.14
(1,6449)	2:A:12:MET:HE1	2:A:9:LEU:HD11	5	0.14
(1,6449)	2:A:12:MET:HE3	2:A:9:LEU:HD13	5	0.14
(1,6449)	2:A:12:MET:HE3	2:A:9:LEU:HD11	5	0.14
(1,6449)	2:A:12:MET:HE1	2:B:9:LEU:HD13	5	0.14
(1,6449)	2:A:12:MET:HE1	2:B:9:LEU:HD12	5	0.14
(1,6449)	2:A:12:MET:HE3	2:B:9:LEU:HD13	5	0.14
(1,6443)	2:B:12:MET:HE2	2:A:82:ILE:H	12	0.14
(1,6443)	2:B:12:MET:HE1	2:A:9:LEU:H	12	0.14
(1,6443)	2:B:12:MET:HE3	2:A:9:LEU:H	12	0.14
(1,6443)	2:B:12:MET:HE2	2:A:9:LEU:H	12	0.14
(1,6443)	2:B:12:MET:HE2	2:A:82:ILE:H	14	0.14
(1,6443)	2:B:12:MET:HE1	2:A:9:LEU:H	14	0.14
(1,6443)	2:B:12:MET:HE3	2:A:9:LEU:H	14	0.14
(1,6443)	2:B:12:MET:HE2	2:A:9:LEU:H	14	0.14
(1,6443)	2:B:12:MET:HE2	2:A:82:ILE:H	18	0.14
(1,6443)	2:B:12:MET:HE1	2:A:9:LEU:H	18	0.14
(1,6443)	2:B:12:MET:HE3	2:A:9:LEU:H	18	0.14
(1,6443)	2:B:12:MET:HE2	2:A:9:LEU:H	18	0.14
(1,6442)	2:B:12:MET:HE3	2:B:75:TYR:HD1	5	0.14
(1,6442)	2:B:12:MET:HE3	2:B:75:TYR:HD2	5	0.14
(1,6442)	2:B:12:MET:HE1	2:B:75:TYR:HD1	5	0.14
(1,6442)	2:B:12:MET:HE1	2:B:75:TYR:HD2	5	0.14
(1,6442)	2:B:12:MET:HE2	2:B:75:TYR:HD1	5	0.14
(1,6442)	2:B:12:MET:HE2	2:B:75:TYR:HD2	5	0.14
(1,6442)	2:B:12:MET:HE3	2:B:78:PHE:HE1	5	0.14
(1,6442)	2:B:12:MET:HE3	2:B:78:PHE:HE2	5	0.14
(1,6442)	2:B:12:MET:HE1	2:B:78:PHE:HE1	5	0.14
(1,6442)	2:B:12:MET:HE1	2:B:78:PHE:HE2	5	0.14
(1,6441)	2:B:12:MET:HE3	2:B:78:PHE:HD1	12	0.14
(1,6441)	2:B:12:MET:HE3	2:B:78:PHE:HD2	12	0.14
(1,6441)	2:B:12:MET:HE3	2:B:72:PHE:HE1	12	0.14
(1,6441)	2:B:12:MET:HE3	2:B:72:PHE:HE2	12	0.14
(1,6441)	2:B:12:MET:HE1	2:B:78:PHE:HD1	12	0.14

Continued on next page...

Continued from previous page...

Key	Atom-1	Atom-2	Model ID	Violation (Å)
(1,6441)	2:B:12:MET:HE1	2:B:78:PHE:HD2	12	0.14
(1,6441)	2:B:12:MET:HE2	2:B:78:PHE:HD1	12	0.14
(1,6441)	2:B:12:MET:HE2	2:B:78:PHE:HD2	12	0.14
(1,6441)	2:B:12:MET:HE3	2:B:78:PHE:HD1	20	0.14
(1,6441)	2:B:12:MET:HE3	2:B:78:PHE:HD2	20	0.14
(1,6441)	2:B:12:MET:HE3	2:B:72:PHE:HE1	20	0.14
(1,6441)	2:B:12:MET:HE3	2:B:72:PHE:HE2	20	0.14
(1,6441)	2:B:12:MET:HE1	2:B:78:PHE:HD1	20	0.14
(1,6441)	2:B:12:MET:HE1	2:B:78:PHE:HD2	20	0.14
(1,6441)	2:B:12:MET:HE2	2:B:78:PHE:HD1	20	0.14
(1,6441)	2:B:12:MET:HE2	2:B:78:PHE:HD2	20	0.14
(1,6419)	2:A:13:VAL:HG23	2:B:91:GLU:HB3	15	0.14
(1,6419)	2:A:13:VAL:HG22	2:B:91:GLU:HB3	15	0.14
(1,6419)	2:A:13:VAL:HG21	2:B:91:GLU:HB3	15	0.14
(1,6419)	2:A:13:VAL:HG22	2:A:18:LYS:HB3	15	0.14
(1,6419)	2:A:13:VAL:HG21	2:A:18:LYS:HB3	15	0.14
(1,6419)	2:B:13:VAL:HG21	2:A:5:LEU:HG	15	0.14
(1,6419)	2:B:13:VAL:HG22	2:A:5:LEU:HG	15	0.14
(1,6419)	2:A:13:VAL:HG23	2:A:18:LYS:HB3	15	0.14
(1,6284)	2:A:26:LYS:HB2	2:A:26:LYS:HE2	20	0.14
(1,6284)	2:B:26:LYS:HB2	2:B:26:LYS:HE2	20	0.14
(1,6284)	2:A:26:LYS:HB2	2:A:26:LYS:HE3	20	0.14
(1,6284)	2:B:26:LYS:HB2	2:B:26:LYS:HE3	20	0.14
(1,6244)	2:B:29:LEU:HD11	2:B:34:LEU:HB3	3	0.14
(1,6244)	2:B:29:LEU:HD13	2:B:34:LEU:HB3	3	0.14
(1,6244)	2:B:29:LEU:HD12	2:B:34:LEU:HB3	3	0.14
(1,6244)	2:B:29:LEU:HD11	2:B:79:LEU:HB2	3	0.14
(1,621)	2:A:76:CYS:HA	1:C:1910:MET:HG3	14	0.14
(1,621)	2:A:76:CYS:HA	1:C:1910:MET:HE1	14	0.14
(1,621)	2:A:76:CYS:HA	1:C:1910:MET:HE2	14	0.14
(1,621)	2:A:76:CYS:HA	1:C:1910:MET:HE3	14	0.14
(1,621)	2:A:76:CYS:HA	1:C:1910:MET:HG2	14	0.14
(1,6176)	2:A:34:LEU:HD12	2:A:33:GLU:HB2	2	0.14
(1,6176)	2:A:34:LEU:HD12	2:A:36:GLU:HB2	2	0.14
(1,6176)	2:A:34:LEU:HD11	2:A:36:GLU:HB2	2	0.14
(1,6176)	2:A:34:LEU:HD13	2:A:36:GLU:HB2	2	0.14
(1,6176)	2:A:34:LEU:HD12	2:A:36:GLU:HB3	2	0.14
(1,6176)	2:A:34:LEU:HD11	2:A:36:GLU:HB3	2	0.14
(1,6176)	2:A:34:LEU:HD13	2:A:36:GLU:HB3	2	0.14
(1,6176)	2:A:34:LEU:HD12	2:A:33:GLU:HB2	5	0.14
(1,6176)	2:A:34:LEU:HD12	2:A:36:GLU:HB2	5	0.14
(1,6176)	2:A:34:LEU:HD11	2:A:36:GLU:HB2	5	0.14

Continued on next page...

Continued from previous page...

Key	Atom-1	Atom-2	Model ID	Violation (Å)
(1,6176)	2:A:34:LEU:HD13	2:A:36:GLU:HB2	5	0.14
(1,6176)	2:A:34:LEU:HD12	2:A:36:GLU:HB3	5	0.14
(1,6176)	2:A:34:LEU:HD11	2:A:36:GLU:HB3	5	0.14
(1,6176)	2:A:34:LEU:HD13	2:A:36:GLU:HB3	5	0.14
(1,6101)	2:B:38:LEU:HD22	2:B:35:LYS:H	11	0.14
(1,6101)	2:B:38:LEU:HD23	2:B:35:LYS:H	11	0.14
(1,6101)	2:B:38:LEU:HD21	2:B:35:LYS:H	11	0.14
(1,6101)	2:B:38:LEU:HD22	1:C:1930:VAL:H	11	0.14
(1,6101)	2:B:38:LEU:HD23	1:C:1930:VAL:H	11	0.14
(1,6101)	2:B:38:LEU:HD22	2:B:35:LYS:H	15	0.14
(1,6101)	2:B:38:LEU:HD23	2:B:35:LYS:H	15	0.14
(1,6101)	2:B:38:LEU:HD21	2:B:35:LYS:H	15	0.14
(1,6101)	2:B:38:LEU:HD22	1:C:1930:VAL:H	15	0.14
(1,6101)	2:B:38:LEU:HD23	1:C:1930:VAL:H	15	0.14
(1,6052)	2:B:42:LEU:HD11	2:B:45:PHE:HZ	5	0.14
(1,6052)	2:B:42:LEU:HD13	2:B:45:PHE:HZ	5	0.14
(1,6052)	2:B:42:LEU:HD12	2:B:45:PHE:HZ	5	0.14
(1,6052)	2:B:42:LEU:HD12	1:C:1928:PHE:HZ	5	0.14
(1,6010)	2:B:49:ARG:HD2	2:B:35:LYS:HD2	14	0.14
(1,6010)	2:B:49:ARG:HD3	2:B:35:LYS:HD2	14	0.14
(1,6010)	2:B:49:ARG:HD2	2:B:54:ALA:HB2	14	0.14
(1,6010)	2:B:49:ARG:HD3	2:B:54:ALA:HB2	14	0.14
(1,6010)	2:B:49:ARG:HD2	2:B:54:ALA:HB3	14	0.14
(1,6010)	2:B:49:ARG:HD3	2:B:54:ALA:HB3	14	0.14
(1,5948)	2:A:59:MET:HE2	2:A:69:GLU:H	18	0.14
(1,5948)	2:A:59:MET:HE3	2:A:69:GLU:H	18	0.14
(1,5948)	2:A:59:MET:HE3	2:A:63:ASP:H	18	0.14
(1,5948)	2:A:59:MET:HE1	2:A:69:GLU:H	18	0.14
(1,5948)	2:A:59:MET:HE1	2:A:63:ASP:H	18	0.14
(1,5822)	2:A:77:VAL:HG11	2:A:73:GLN:HE22	7	0.14
(1,5822)	2:A:77:VAL:HG13	2:A:73:GLN:HE22	7	0.14
(1,5822)	2:A:77:VAL:HG12	2:A:73:GLN:HE22	7	0.14
(1,5822)	2:A:77:VAL:HG13	2:B:73:GLN:HE22	7	0.14
(1,5768)	2:B:83:ALA:HB1	2:B:79:LEU:HA	16	0.14
(1,5768)	2:B:83:ALA:HB2	2:B:79:LEU:HA	16	0.14
(1,5768)	2:A:83:ALA:HB1	2:B:75:TYR:HB2	16	0.14
(1,5768)	2:A:83:ALA:HB3	2:B:75:TYR:HB2	16	0.14
(1,5768)	2:A:83:ALA:HB2	2:B:75:TYR:HB2	16	0.14
(1,5768)	2:A:83:ALA:HB3	2:B:79:LEU:HA	16	0.14
(1,5768)	2:A:83:ALA:HB2	2:B:79:LEU:HA	16	0.14
(1,5768)	2:A:83:ALA:HB1	2:B:79:LEU:HA	16	0.14
(1,5747)	2:B:85:MET:HE1	2:B:61:ASN:HD21	16	0.14

Continued on next page...

Continued from previous page...

Key	Atom-1	Atom-2	Model ID	Violation (Å)
(1,5747)	2:B:85:MET:HE3	2:B:45:PHE:HE1	16	0.14
(1,5747)	2:B:85:MET:HE3	2:B:45:PHE:HE2	16	0.14
(1,5747)	2:B:85:MET:HE2	2:B:61:ASN:HD21	16	0.14
(1,5747)	2:B:85:MET:HE2	2:B:45:PHE:HE1	16	0.14
(1,5747)	2:B:85:MET:HE2	2:B:45:PHE:HE2	16	0.14
(1,5654)	1:C:1900:LEU:HD21	2:A:78:PHE:HE1	7	0.14
(1,5654)	1:C:1900:LEU:HD21	2:A:78:PHE:HE2	7	0.14
(1,5654)	1:C:1900:LEU:HD22	2:A:78:PHE:HE1	7	0.14
(1,5654)	1:C:1900:LEU:HD22	2:A:78:PHE:HE2	7	0.14
(1,5654)	1:C:1900:LEU:HD23	2:A:78:PHE:HE1	7	0.14
(1,5654)	1:C:1900:LEU:HD23	2:A:78:PHE:HE2	7	0.14
(1,5654)	1:C:1900:LEU:HD21	2:A:78:PHE:HE1	18	0.14
(1,5654)	1:C:1900:LEU:HD21	2:A:78:PHE:HE2	18	0.14
(1,5654)	1:C:1900:LEU:HD22	2:A:78:PHE:HE1	18	0.14
(1,5654)	1:C:1900:LEU:HD22	2:A:78:PHE:HE2	18	0.14
(1,5654)	1:C:1900:LEU:HD23	2:A:78:PHE:HE1	18	0.14
(1,5654)	1:C:1900:LEU:HD23	2:A:78:PHE:HE2	18	0.14
(1,5650)	1:C:1900:LEU:HD11	2:A:59:MET:H	7	0.14
(1,5650)	1:C:1900:LEU:HD12	2:A:59:MET:H	7	0.14
(1,5650)	1:C:1900:LEU:HD13	2:A:59:MET:H	7	0.14
(1,5639)	1:C:1901:GLU:HB2	1:C:1905:GLU:HB2	8	0.14
(1,5639)	1:C:1901:GLU:HB2	1:C:1905:GLU:HB3	8	0.14
(1,5624)	1:C:1903:ALA:HB1	2:A:85:MET:HB3	14	0.14
(1,5624)	1:C:1903:ALA:HB2	2:A:85:MET:HB3	14	0.14
(1,5624)	1:C:1903:ALA:HB3	2:A:85:MET:HB3	14	0.14
(1,5621)	1:C:1903:ALA:HB1	1:C:1899:GLU:HG3	6	0.14
(1,5621)	1:C:1903:ALA:HB2	1:C:1899:GLU:HG3	6	0.14
(1,5621)	1:C:1903:ALA:HB3	1:C:1899:GLU:HG3	6	0.14
(1,5616)	1:C:1903:ALA:HB1	1:C:1906:THR:HB	11	0.14
(1,5616)	1:C:1903:ALA:HB2	1:C:1906:THR:HB	11	0.14
(1,5616)	1:C:1903:ALA:HB3	1:C:1906:THR:HB	11	0.14
(1,5567)	1:C:1906:THR:HG21	1:C:1905:GLU:HB3	5	0.14
(1,5567)	1:C:1906:THR:HG22	1:C:1905:GLU:HB3	5	0.14
(1,5567)	1:C:1906:THR:HG23	1:C:1905:GLU:HB3	5	0.14
(1,5567)	1:C:1906:THR:HG21	1:C:1905:GLU:HB2	5	0.14
(1,5567)	1:C:1906:THR:HG22	1:C:1905:GLU:HB2	5	0.14
(1,5567)	1:C:1906:THR:HG23	1:C:1905:GLU:HB2	5	0.14
(1,5525)	1:C:1909:ALA:HB1	1:C:1912:ARG:HB3	13	0.14
(1,5525)	1:C:1909:ALA:HB2	1:C:1912:ARG:HB3	13	0.14
(1,5525)	1:C:1909:ALA:HB3	1:C:1912:ARG:HB3	13	0.14
(1,5486)	1:C:1910:MET:HE1	2:B:77:VAL:HG12	12	0.14
(1,5486)	1:C:1910:MET:HE2	2:B:77:VAL:HG12	12	0.14

Continued on next page...

Continued from previous page...

Key	Atom-1	Atom-2	Model ID	Violation (Å)
(1,5486)	1:C:1910:MET:HE3	2:B:77:VAL:HG12	12	0.14
(1,5486)	1:C:1910:MET:HE1	2:B:77:VAL:HG13	12	0.14
(1,5486)	1:C:1910:MET:HE2	2:B:77:VAL:HG13	12	0.14
(1,5486)	1:C:1910:MET:HE3	2:B:77:VAL:HG13	12	0.14
(1,5486)	1:C:1910:MET:HE1	2:B:77:VAL:HG11	12	0.14
(1,5486)	1:C:1910:MET:HE2	2:B:77:VAL:HG11	12	0.14
(1,5486)	1:C:1910:MET:HE3	2:B:77:VAL:HG11	12	0.14
(1,5486)	1:C:1910:MET:HE1	1:C:1914:VAL:HG11	12	0.14
(1,5486)	1:C:1910:MET:HE1	1:C:1914:VAL:HG12	12	0.14
(1,5486)	1:C:1910:MET:HE1	1:C:1914:VAL:HG13	12	0.14
(1,5486)	1:C:1910:MET:HE2	1:C:1914:VAL:HG11	12	0.14
(1,5486)	1:C:1910:MET:HE2	1:C:1914:VAL:HG12	12	0.14
(1,5486)	1:C:1910:MET:HE2	1:C:1914:VAL:HG13	12	0.14
(1,5486)	1:C:1910:MET:HE3	1:C:1914:VAL:HG11	12	0.14
(1,5486)	1:C:1910:MET:HE3	1:C:1914:VAL:HG12	12	0.14
(1,5486)	1:C:1910:MET:HE3	1:C:1914:VAL:HG13	12	0.14
(1,5395)	1:C:1914:VAL:HG11	2:A:75:TYR:HB2	19	0.14
(1,5395)	1:C:1914:VAL:HG12	2:A:75:TYR:HB2	19	0.14
(1,5395)	1:C:1914:VAL:HG13	2:A:75:TYR:HB2	19	0.14
(1,5395)	1:C:1914:VAL:HG11	2:B:79:LEU:HA	19	0.14
(1,5395)	1:C:1914:VAL:HG12	2:B:79:LEU:HA	19	0.14
(1,5395)	1:C:1914:VAL:HG13	2:B:79:LEU:HA	19	0.14
(1,5395)	1:C:1914:VAL:HG11	1:C:1912:ARG:HD2	19	0.14
(1,5395)	1:C:1914:VAL:HG12	1:C:1912:ARG:HD2	19	0.14
(1,5395)	1:C:1914:VAL:HG13	1:C:1912:ARG:HD2	19	0.14
(1,5363)	1:C:1917:LEU:HD21	1:C:1917:LEU:HB3	6	0.14
(1,5363)	1:C:1917:LEU:HD22	1:C:1917:LEU:HB3	6	0.14
(1,5363)	1:C:1917:LEU:HD23	1:C:1917:LEU:HB3	6	0.14
(1,5350)	1:C:1917:LEU:HD11	2:B:62:LEU:HD12	15	0.14
(1,5350)	1:C:1917:LEU:HD12	2:B:62:LEU:HD12	15	0.14
(1,5350)	1:C:1917:LEU:HD13	2:B:62:LEU:HD12	15	0.14
(1,5350)	1:C:1917:LEU:HD11	2:B:62:LEU:HD11	15	0.14
(1,5350)	1:C:1917:LEU:HD12	2:B:62:LEU:HD11	15	0.14
(1,5350)	1:C:1917:LEU:HD13	2:B:62:LEU:HD11	15	0.14
(1,5350)	1:C:1917:LEU:HD11	2:B:62:LEU:HD13	15	0.14
(1,5350)	1:C:1917:LEU:HD12	2:B:62:LEU:HD13	15	0.14
(1,5350)	1:C:1917:LEU:HD13	2:B:62:LEU:HD13	15	0.14
(1,5350)	1:C:1917:LEU:HD11	2:B:62:LEU:HD12	16	0.14
(1,5350)	1:C:1917:LEU:HD12	2:B:62:LEU:HD12	16	0.14
(1,5350)	1:C:1917:LEU:HD13	2:B:62:LEU:HD12	16	0.14
(1,5350)	1:C:1917:LEU:HD11	2:B:62:LEU:HD11	16	0.14
(1,5350)	1:C:1917:LEU:HD12	2:B:62:LEU:HD11	16	0.14

Continued on next page...

Continued from previous page...

Key	Atom-1	Atom-2	Model ID	Violation (Å)
(1,5350)	1:C:1917:LEU:HD13	2:B:62:LEU:HD11	16	0.14
(1,5350)	1:C:1917:LEU:HD11	2:B:62:LEU:HD13	16	0.14
(1,5350)	1:C:1917:LEU:HD12	2:B:62:LEU:HD13	16	0.14
(1,5350)	1:C:1917:LEU:HD13	2:B:62:LEU:HD13	16	0.14
(1,5347)	1:C:1917:LEU:HD21	2:B:78:PHE:HA	5	0.14
(1,5347)	1:C:1917:LEU:HD22	2:B:78:PHE:HA	5	0.14
(1,5347)	1:C:1917:LEU:HD23	2:B:78:PHE:HA	5	0.14
(1,5322)	1:C:1918:LYS:HB2	2:B:84:MET:HA	2	0.14
(1,5322)	1:C:1918:LYS:HB2	2:B:84:MET:HA	17	0.14
(1,525)	2:B:79:LEU:HD21	2:B:82:ILE:HB	5	0.14
(1,525)	2:B:79:LEU:HD22	2:B:82:ILE:HB	5	0.14
(1,525)	2:B:79:LEU:HD21	2:B:82:ILE:HB	10	0.14
(1,525)	2:B:79:LEU:HD22	2:B:82:ILE:HB	10	0.14
(1,5235)	1:C:1926:LEU:HD21	2:B:78:PHE:HE1	13	0.14
(1,5235)	1:C:1926:LEU:HD21	2:B:78:PHE:HE2	13	0.14
(1,5235)	1:C:1926:LEU:HD22	2:B:78:PHE:HE1	13	0.14
(1,5235)	1:C:1926:LEU:HD22	2:B:78:PHE:HE2	13	0.14
(1,5235)	1:C:1926:LEU:HD23	2:B:78:PHE:HE1	13	0.14
(1,5235)	1:C:1926:LEU:HD23	2:B:78:PHE:HE2	13	0.14
(1,5235)	1:C:1926:LEU:HD21	2:B:78:PHE:HE1	14	0.14
(1,5235)	1:C:1926:LEU:HD21	2:B:78:PHE:HE2	14	0.14
(1,5235)	1:C:1926:LEU:HD22	2:B:78:PHE:HE1	14	0.14
(1,5235)	1:C:1926:LEU:HD22	2:B:78:PHE:HE2	14	0.14
(1,5235)	1:C:1926:LEU:HD23	2:B:78:PHE:HE1	14	0.14
(1,5235)	1:C:1926:LEU:HD23	2:B:78:PHE:HE2	14	0.14
(1,5191)	1:C:1929:VAL:HG11	1:C:1931:PRO:HD3	10	0.14
(1,5191)	1:C:1929:VAL:HG12	1:C:1931:PRO:HD3	10	0.14
(1,5191)	1:C:1929:VAL:HG13	1:C:1931:PRO:HD3	10	0.14
(1,5191)	1:C:1929:VAL:HG11	1:C:1931:PRO:HD3	12	0.14
(1,5191)	1:C:1929:VAL:HG12	1:C:1931:PRO:HD3	12	0.14
(1,5191)	1:C:1929:VAL:HG13	1:C:1931:PRO:HD3	12	0.14
(1,5185)	1:C:1929:VAL:HG11	1:C:1929:VAL:HA	5	0.14
(1,5185)	1:C:1929:VAL:HG12	1:C:1929:VAL:HA	5	0.14
(1,5185)	1:C:1929:VAL:HG13	1:C:1929:VAL:HA	5	0.14
(1,5162)	1:C:1930:VAL:HG21	2:B:90:PHE:HB3	9	0.14
(1,5162)	1:C:1930:VAL:HG22	2:B:90:PHE:HB3	9	0.14
(1,5162)	1:C:1930:VAL:HG23	2:B:90:PHE:HB3	9	0.14
(1,5162)	1:C:1930:VAL:HG21	2:B:90:PHE:HB3	16	0.14
(1,5162)	1:C:1930:VAL:HG22	2:B:90:PHE:HB3	16	0.14
(1,5162)	1:C:1930:VAL:HG23	2:B:90:PHE:HB3	16	0.14
(1,515)	2:B:79:LEU:HD13	2:B:82:ILE:HB	12	0.14
(1,515)	2:B:79:LEU:HD12	2:B:82:ILE:HB	12	0.14

Continued on next page...

Continued from previous page...

Key	Atom-1	Atom-2	Model ID	Violation (Å)
(1,515)	2:B:79:LEU:HD11	2:B:82:ILE:HB	12	0.14
(1,5120)	1:C:1934:MET:HE1	2:A:9:LEU:HD12	5	0.14
(1,5120)	1:C:1934:MET:HE2	2:A:9:LEU:HD12	5	0.14
(1,5120)	1:C:1934:MET:HE3	2:A:9:LEU:HD12	5	0.14
(1,5120)	1:C:1934:MET:HE1	2:A:9:LEU:HD13	5	0.14
(1,5120)	1:C:1934:MET:HE2	2:A:9:LEU:HD13	5	0.14
(1,5120)	1:C:1934:MET:HE3	2:A:9:LEU:HD13	5	0.14
(1,5120)	1:C:1934:MET:HE1	2:A:9:LEU:HD11	5	0.14
(1,5120)	1:C:1934:MET:HE2	2:A:9:LEU:HD11	5	0.14
(1,5120)	1:C:1934:MET:HE3	2:A:9:LEU:HD11	5	0.14
(1,5120)	1:C:1934:MET:HE1	2:A:9:LEU:HD12	9	0.14
(1,5120)	1:C:1934:MET:HE2	2:A:9:LEU:HD12	9	0.14
(1,5120)	1:C:1934:MET:HE3	2:A:9:LEU:HD12	9	0.14
(1,5120)	1:C:1934:MET:HE1	2:A:9:LEU:HD13	9	0.14
(1,5120)	1:C:1934:MET:HE2	2:A:9:LEU:HD13	9	0.14
(1,5120)	1:C:1934:MET:HE3	2:A:9:LEU:HD13	9	0.14
(1,5120)	1:C:1934:MET:HE1	2:A:9:LEU:HD11	9	0.14
(1,5120)	1:C:1934:MET:HE2	2:A:9:LEU:HD11	9	0.14
(1,5120)	1:C:1934:MET:HE3	2:A:9:LEU:HD11	9	0.14
(1,5120)	1:C:1934:MET:HE1	2:A:9:LEU:HD12	15	0.14
(1,5120)	1:C:1934:MET:HE2	2:A:9:LEU:HD12	15	0.14
(1,5120)	1:C:1934:MET:HE3	2:A:9:LEU:HD12	15	0.14
(1,5120)	1:C:1934:MET:HE1	2:A:9:LEU:HD13	15	0.14
(1,5120)	1:C:1934:MET:HE2	2:A:9:LEU:HD13	15	0.14
(1,5120)	1:C:1934:MET:HE3	2:A:9:LEU:HD13	15	0.14
(1,5120)	1:C:1934:MET:HE1	2:A:9:LEU:HD11	15	0.14
(1,5120)	1:C:1934:MET:HE2	2:A:9:LEU:HD11	15	0.14
(1,5120)	1:C:1934:MET:HE3	2:A:9:LEU:HD11	15	0.14
(1,5101)	1:C:1935:ALA:HB1	2:B:45:PHE:HD1	11	0.14
(1,5101)	1:C:1935:ALA:HB1	2:B:45:PHE:HD2	11	0.14
(1,5101)	1:C:1935:ALA:HB2	2:B:45:PHE:HD1	11	0.14
(1,5101)	1:C:1935:ALA:HB2	2:B:45:PHE:HD2	11	0.14
(1,5101)	1:C:1935:ALA:HB3	2:B:45:PHE:HD1	11	0.14
(1,5101)	1:C:1935:ALA:HB3	2:B:45:PHE:HD2	11	0.14
(1,5089)	1:C:1898:ARG:H	1:C:1898:ARG:HB3	10	0.14
(1,5079)	1:C:1899:GLU:H	1:C:1898:ARG:HA	8	0.14
(1,506)	2:B:79:LEU:HD22	2:B:75:TYR:HE1	2	0.14
(1,506)	2:B:79:LEU:HD22	2:B:75:TYR:HE2	2	0.14
(1,506)	2:B:79:LEU:HD22	2:B:75:TYR:HE1	5	0.14
(1,506)	2:B:79:LEU:HD22	2:B:75:TYR:HE2	5	0.14
(1,4982)	1:C:1911:ASN:HD22	1:C:1915:SER:HA	8	0.14
(1,4982)	1:C:1911:ASN:HD22	2:B:84:MET:HA	8	0.14

Continued on next page...

Continued from previous page...

Key	Atom-1	Atom-2	Model ID	Violation (Å)
(1,4982)	1:C:1911:ASN:HD22	1:C:1915:SER:HA	12	0.14
(1,4982)	1:C:1911:ASN:HD22	2:B:84:MET:HA	12	0.14
(1,4982)	1:C:1911:ASN:HD22	1:C:1915:SER:HA	18	0.14
(1,4982)	1:C:1911:ASN:HD22	2:B:84:MET:HA	18	0.14
(1,4928)	1:C:1916:SER:H	1:C:1916:SER:HB3	13	0.14
(1,4928)	1:C:1916:SER:H	1:C:1916:SER:HB3	18	0.14
(1,4928)	1:C:1916:SER:H	1:C:1916:SER:HB3	20	0.14
(1,4841)	1:C:1926:LEU:H	1:C:1926:LEU:HG	1	0.14
(1,4723)	2:A:82:ILE:HD12	1:C:1900:LEU:HB2	8	0.14
(1,4723)	2:A:82:ILE:HD13	1:C:1900:LEU:HB2	8	0.14
(1,4723)	2:A:82:ILE:HD11	1:C:1900:LEU:HB2	8	0.14
(1,4589)	1:C:1918:LYS:HD2	1:C:1915:SER:HB2	8	0.14
(1,4588)	2:A:57:LYS:HD3	1:C:1905:GLU:HA	11	0.14
(1,4551)	1:C:1921:LEU:HD11	1:C:1918:LYS:HA	13	0.14
(1,4551)	1:C:1921:LEU:HD12	1:C:1918:LYS:HA	13	0.14
(1,4551)	1:C:1921:LEU:HD13	1:C:1918:LYS:HA	13	0.14
(1,4483)	2:B:45:PHE:H	1:C:1930:VAL:HA	2	0.14
(1,4413)	1:C:1921:LEU:HD21	1:C:1928:PHE:HE1	17	0.14
(1,4413)	1:C:1921:LEU:HD21	1:C:1928:PHE:HE2	17	0.14
(1,4413)	1:C:1921:LEU:HD22	1:C:1928:PHE:HE1	17	0.14
(1,4413)	1:C:1921:LEU:HD22	1:C:1928:PHE:HE2	17	0.14
(1,4413)	1:C:1921:LEU:HD23	1:C:1928:PHE:HE1	17	0.14
(1,4413)	1:C:1921:LEU:HD23	1:C:1928:PHE:HE2	17	0.14
(1,4413)	1:C:1929:VAL:HG11	1:C:1928:PHE:HD1	17	0.14
(1,4413)	1:C:1929:VAL:HG11	1:C:1928:PHE:HD2	17	0.14
(1,4413)	1:C:1929:VAL:HG12	1:C:1928:PHE:HD1	17	0.14
(1,4413)	1:C:1929:VAL:HG12	1:C:1928:PHE:HD2	17	0.14
(1,4413)	1:C:1929:VAL:HG13	1:C:1928:PHE:HD1	17	0.14
(1,4413)	1:C:1929:VAL:HG13	1:C:1928:PHE:HD2	17	0.14
(1,4413)	2:B:58:LEU:HD13	1:C:1928:PHE:HE1	17	0.14
(1,4413)	2:B:58:LEU:HD13	1:C:1928:PHE:HE2	17	0.14
(1,4413)	2:B:58:LEU:HD11	1:C:1928:PHE:HE1	17	0.14
(1,4413)	2:B:58:LEU:HD11	1:C:1928:PHE:HE2	17	0.14
(1,4413)	2:B:58:LEU:HD12	1:C:1928:PHE:HE1	17	0.14
(1,4413)	2:B:58:LEU:HD12	1:C:1928:PHE:HE2	17	0.14
(1,4413)	2:B:58:LEU:HD13	1:C:1928:PHE:HD1	17	0.14
(1,4413)	2:B:58:LEU:HD13	1:C:1928:PHE:HD2	17	0.14
(1,4413)	2:B:58:LEU:HD12	1:C:1928:PHE:HD1	17	0.14
(1,4413)	2:B:58:LEU:HD12	1:C:1928:PHE:HD2	17	0.14
(1,4413)	2:B:58:LEU:HD11	1:C:1928:PHE:HD1	17	0.14
(1,4413)	2:B:58:LEU:HD11	1:C:1928:PHE:HD2	17	0.14
(1,4413)	1:C:1921:LEU:HD21	1:C:1928:PHE:HE1	18	0.14

Continued on next page...

Continued from previous page...

Key	Atom-1	Atom-2	Model ID	Violation (Å)
(1,4413)	1:C:1921:LEU:HD21	1:C:1928:PHE:HE2	18	0.14
(1,4413)	1:C:1921:LEU:HD22	1:C:1928:PHE:HE1	18	0.14
(1,4413)	1:C:1921:LEU:HD22	1:C:1928:PHE:HE2	18	0.14
(1,4413)	1:C:1921:LEU:HD23	1:C:1928:PHE:HE1	18	0.14
(1,4413)	1:C:1921:LEU:HD23	1:C:1928:PHE:HE2	18	0.14
(1,4413)	1:C:1929:VAL:HG11	1:C:1928:PHE:HD1	18	0.14
(1,4413)	1:C:1929:VAL:HG11	1:C:1928:PHE:HD2	18	0.14
(1,4413)	1:C:1929:VAL:HG12	1:C:1928:PHE:HD1	18	0.14
(1,4413)	1:C:1929:VAL:HG12	1:C:1928:PHE:HD2	18	0.14
(1,4413)	1:C:1929:VAL:HG13	1:C:1928:PHE:HD1	18	0.14
(1,4413)	1:C:1929:VAL:HG13	1:C:1928:PHE:HD2	18	0.14
(1,4413)	2:B:58:LEU:HD13	1:C:1928:PHE:HE1	18	0.14
(1,4413)	2:B:58:LEU:HD13	1:C:1928:PHE:HE2	18	0.14
(1,4413)	2:B:58:LEU:HD11	1:C:1928:PHE:HE1	18	0.14
(1,4413)	2:B:58:LEU:HD11	1:C:1928:PHE:HE2	18	0.14
(1,4413)	2:B:58:LEU:HD12	1:C:1928:PHE:HE1	18	0.14
(1,4413)	2:B:58:LEU:HD12	1:C:1928:PHE:HE2	18	0.14
(1,4413)	2:B:58:LEU:HD13	1:C:1928:PHE:HD1	18	0.14
(1,4413)	2:B:58:LEU:HD13	1:C:1928:PHE:HD2	18	0.14
(1,4413)	2:B:58:LEU:HD12	1:C:1928:PHE:HD1	18	0.14
(1,4413)	2:B:58:LEU:HD12	1:C:1928:PHE:HD2	18	0.14
(1,4413)	2:B:58:LEU:HD11	1:C:1928:PHE:HD1	18	0.14
(1,4413)	2:B:58:LEU:HD11	1:C:1928:PHE:HD2	18	0.14
(1,4390)	1:C:1928:PHE:HZ	1:C:1929:VAL:HG11	9	0.14
(1,4390)	1:C:1928:PHE:HZ	1:C:1929:VAL:HG12	9	0.14
(1,4390)	1:C:1928:PHE:HZ	1:C:1929:VAL:HG13	9	0.14
(1,4281)	1:C:1917:LEU:H	1:C:1917:LEU:HA	15	0.14
(1,4186)	2:A:42:LEU:HD11	1:C:1900:LEU:HD21	17	0.14
(1,4186)	2:A:42:LEU:HD11	1:C:1900:LEU:HD22	17	0.14
(1,4186)	2:A:42:LEU:HD11	1:C:1900:LEU:HD23	17	0.14
(1,4186)	2:A:42:LEU:HD13	1:C:1900:LEU:HD21	17	0.14
(1,4186)	2:A:42:LEU:HD13	1:C:1900:LEU:HD22	17	0.14
(1,4186)	2:A:42:LEU:HD13	1:C:1900:LEU:HD23	17	0.14
(1,4186)	2:A:42:LEU:HD12	1:C:1900:LEU:HD21	17	0.14
(1,4186)	2:A:42:LEU:HD12	1:C:1900:LEU:HD22	17	0.14
(1,4186)	2:A:42:LEU:HD12	1:C:1900:LEU:HD23	17	0.14
(1,4186)	2:A:42:LEU:HD11	1:C:1900:LEU:HD21	18	0.14
(1,4186)	2:A:42:LEU:HD11	1:C:1900:LEU:HD22	18	0.14
(1,4186)	2:A:42:LEU:HD11	1:C:1900:LEU:HD23	18	0.14
(1,4186)	2:A:42:LEU:HD13	1:C:1900:LEU:HD21	18	0.14
(1,4186)	2:A:42:LEU:HD13	1:C:1900:LEU:HD22	18	0.14
(1,4186)	2:A:42:LEU:HD13	1:C:1900:LEU:HD23	18	0.14

Continued on next page...

Continued from previous page...

Key	Atom-1	Atom-2	Model ID	Violation (Å)
(1,4186)	2:A:42:LEU:HD12	1:C:1900:LEU:HD21	18	0.14
(1,4186)	2:A:42:LEU:HD12	1:C:1900:LEU:HD22	18	0.14
(1,4186)	2:A:42:LEU:HD12	1:C:1900:LEU:HD23	18	0.14
(1,4167)	2:B:54:ALA:HB3	1:C:1927:PRO:HB3	17	0.14
(1,4167)	2:B:54:ALA:HB1	1:C:1927:PRO:HB3	17	0.14
(1,4167)	2:B:54:ALA:HB2	1:C:1927:PRO:HB3	17	0.14
(1,4167)	2:B:54:ALA:HB3	1:C:1927:PRO:HB2	17	0.14
(1,4167)	2:B:54:ALA:HB1	1:C:1927:PRO:HB2	17	0.14
(1,4167)	2:B:54:ALA:HB3	1:C:1927:PRO:HB3	20	0.14
(1,4167)	2:B:54:ALA:HB1	1:C:1927:PRO:HB3	20	0.14
(1,4167)	2:B:54:ALA:HB2	1:C:1927:PRO:HB3	20	0.14
(1,4167)	2:B:54:ALA:HB3	1:C:1927:PRO:HB2	20	0.14
(1,4167)	2:B:54:ALA:HB1	1:C:1927:PRO:HB2	20	0.14
(1,4164)	2:B:54:ALA:HB3	1:C:1928:PHE:HD1	17	0.14
(1,4164)	2:B:54:ALA:HB3	1:C:1928:PHE:HD2	17	0.14
(1,4164)	2:B:54:ALA:HB1	1:C:1928:PHE:HD1	17	0.14
(1,4164)	2:B:54:ALA:HB1	1:C:1928:PHE:HD2	17	0.14
(1,4164)	2:B:54:ALA:HB2	1:C:1928:PHE:HD1	17	0.14
(1,4164)	2:B:54:ALA:HB2	1:C:1928:PHE:HD2	17	0.14
(1,4164)	2:B:54:ALA:HB3	1:C:1928:PHE:HE1	17	0.14
(1,4164)	2:B:54:ALA:HB3	1:C:1928:PHE:HE2	17	0.14
(1,4164)	2:B:54:ALA:HB3	1:C:1928:PHE:HD1	20	0.14
(1,4164)	2:B:54:ALA:HB3	1:C:1928:PHE:HD2	20	0.14
(1,4164)	2:B:54:ALA:HB1	1:C:1928:PHE:HD1	20	0.14
(1,4164)	2:B:54:ALA:HB1	1:C:1928:PHE:HD2	20	0.14
(1,4164)	2:B:54:ALA:HB2	1:C:1928:PHE:HD1	20	0.14
(1,4164)	2:B:54:ALA:HB2	1:C:1928:PHE:HD2	20	0.14
(1,4164)	2:B:54:ALA:HB3	1:C:1928:PHE:HE1	20	0.14
(1,4164)	2:B:54:ALA:HB3	1:C:1928:PHE:HE2	20	0.14
(1,4150)	2:B:61:ASN:HA	1:C:1926:LEU:HG	2	0.14
(1,4150)	2:B:61:ASN:HA	1:C:1921:LEU:HB3	2	0.14
(1,4150)	2:B:61:ASN:HA	1:C:1926:LEU:HG	9	0.14
(1,4150)	2:B:61:ASN:HA	1:C:1921:LEU:HB3	9	0.14
(1,4149)	2:B:61:ASN:HA	1:C:1921:LEU:HD11	8	0.14
(1,4149)	2:B:61:ASN:HA	1:C:1921:LEU:HD12	8	0.14
(1,4149)	2:B:61:ASN:HA	1:C:1921:LEU:HD13	8	0.14
(1,4126)	2:A:76:CYS:HA	1:C:1910:MET:HG2	14	0.14
(1,4126)	2:A:76:CYS:HA	1:C:1910:MET:HG3	14	0.14
(1,4126)	2:A:76:CYS:HA	1:C:1910:MET:HE1	14	0.14
(1,4126)	2:A:76:CYS:HA	1:C:1910:MET:HE2	14	0.14
(1,4126)	2:A:76:CYS:HA	1:C:1910:MET:HE3	14	0.14
(1,4105)	2:B:81:CYS:HB2	1:C:1917:LEU:HD11	5	0.14

Continued on next page...

Continued from previous page...

Key	Atom-1	Atom-2	Model ID	Violation (Å)
(1,4105)	2:B:81:CYS:HB2	1:C:1917:LEU:HD12	5	0.14
(1,4105)	2:B:81:CYS:HB2	1:C:1917:LEU:HD13	5	0.14
(1,4105)	2:B:81:CYS:HB2	1:C:1914:VAL:HG11	5	0.14
(1,4105)	2:B:81:CYS:HB2	1:C:1914:VAL:HG12	5	0.14
(1,4105)	2:B:81:CYS:HB2	1:C:1914:VAL:HG13	5	0.14
(1,4088)	2:B:84:MET:HE3	1:C:1913:GLU:HG3	14	0.14
(1,4088)	2:B:84:MET:HE1	1:C:1913:GLU:HG3	14	0.14
(1,4088)	2:B:84:MET:HE2	1:C:1913:GLU:HG3	14	0.14
(1,408)	2:B:81:CYS:HB3	1:C:1917:LEU:HD11	9	0.14
(1,408)	2:B:81:CYS:HB3	1:C:1917:LEU:HD12	9	0.14
(1,408)	2:B:81:CYS:HB3	1:C:1917:LEU:HD13	9	0.14
(1,4065)	2:B:85:MET:HE1	1:C:1930:VAL:HA	4	0.14
(1,4065)	2:B:85:MET:HE3	1:C:1930:VAL:HA	4	0.14
(1,4065)	2:B:85:MET:HE2	1:C:1930:VAL:HA	4	0.14
(1,4065)	2:B:85:MET:HE1	1:C:1930:VAL:HA	20	0.14
(1,4065)	2:B:85:MET:HE3	1:C:1930:VAL:HA	20	0.14
(1,4065)	2:B:85:MET:HE2	1:C:1930:VAL:HA	20	0.14
(1,4055)	2:B:85:MET:HE2	1:C:1918:LYS:HG2	5	0.14
(1,4055)	2:B:85:MET:HE2	1:C:1918:LYS:HG2	18	0.14
(1,4054)	2:B:85:MET:HE2	1:C:1921:LEU:HD11	9	0.14
(1,4054)	2:B:85:MET:HE2	1:C:1921:LEU:HD12	9	0.14
(1,4054)	2:B:85:MET:HE2	1:C:1921:LEU:HD13	9	0.14
(1,4054)	2:B:85:MET:HE1	1:C:1921:LEU:HD11	9	0.14
(1,4054)	2:B:85:MET:HE1	1:C:1921:LEU:HD12	9	0.14
(1,4054)	2:B:85:MET:HE1	1:C:1921:LEU:HD13	9	0.14
(1,4054)	2:B:85:MET:HE3	1:C:1921:LEU:HD11	9	0.14
(1,4054)	2:B:85:MET:HE3	1:C:1921:LEU:HD12	9	0.14
(1,4054)	2:B:85:MET:HE3	1:C:1921:LEU:HD13	9	0.14
(1,4049)	2:A:85:MET:HE2	1:C:1899:GLU:H	1	0.14
(1,4049)	2:A:85:MET:HE3	1:C:1899:GLU:H	1	0.14
(1,4049)	2:A:85:MET:HE1	1:C:1899:GLU:H	1	0.14
(1,4049)	2:A:85:MET:HE2	1:C:1899:GLU:H	5	0.14
(1,4049)	2:A:85:MET:HE3	1:C:1899:GLU:H	5	0.14
(1,4049)	2:A:85:MET:HE1	1:C:1899:GLU:H	5	0.14
(1,4043)	2:A:85:MET:HE3	1:C:1898:ARG:HG2	10	0.14
(1,4043)	2:A:85:MET:HE2	1:C:1898:ARG:HG2	10	0.14
(1,4043)	2:A:85:MET:HE3	1:C:1898:ARG:HG3	10	0.14
(1,4043)	2:A:85:MET:HE2	1:C:1898:ARG:HG3	10	0.14
(1,4043)	2:A:85:MET:HE1	1:C:1898:ARG:HG2	10	0.14
(1,4043)	2:A:85:MET:HE3	1:C:1898:ARG:HG2	19	0.14
(1,4043)	2:A:85:MET:HE2	1:C:1898:ARG:HG2	19	0.14
(1,4043)	2:A:85:MET:HE3	1:C:1898:ARG:HG3	19	0.14

Continued on next page...

Continued from previous page...

Key	Atom-1	Atom-2	Model ID	Violation (Å)
(1,4043)	2:A:85:MET:HE2	1:C:1898:ARG:HG3	19	0.14
(1,4043)	2:A:85:MET:HE1	1:C:1898:ARG:HG2	19	0.14
(1,4028)	2:B:82:ILE:HG21	1:C:1926:LEU:HD11	18	0.14
(1,4028)	2:B:82:ILE:HG21	1:C:1926:LEU:HD12	18	0.14
(1,4028)	2:B:82:ILE:HG21	1:C:1926:LEU:HD13	18	0.14
(1,4028)	2:B:82:ILE:HG23	1:C:1926:LEU:HD11	18	0.14
(1,4028)	2:B:82:ILE:HG23	1:C:1926:LEU:HD12	18	0.14
(1,4028)	2:B:82:ILE:HG23	1:C:1926:LEU:HD13	18	0.14
(1,4028)	2:B:82:ILE:HG22	1:C:1926:LEU:HD11	18	0.14
(1,4028)	2:B:82:ILE:HG22	1:C:1926:LEU:HD12	18	0.14
(1,4028)	2:B:82:ILE:HG22	1:C:1926:LEU:HD13	18	0.14
(1,3990)	2:B:58:LEU:HD13	1:C:1929:VAL:HG21	7	0.14
(1,3990)	2:B:58:LEU:HD13	1:C:1929:VAL:HG22	7	0.14
(1,3990)	2:B:58:LEU:HD13	1:C:1929:VAL:HG23	7	0.14
(1,3990)	2:B:58:LEU:HD12	1:C:1929:VAL:HG21	7	0.14
(1,3990)	2:B:58:LEU:HD12	1:C:1929:VAL:HG22	7	0.14
(1,3990)	2:B:58:LEU:HD12	1:C:1929:VAL:HG23	7	0.14
(1,3990)	2:B:58:LEU:HD11	1:C:1929:VAL:HG21	7	0.14
(1,3990)	2:B:58:LEU:HD11	1:C:1929:VAL:HG22	7	0.14
(1,3990)	2:B:58:LEU:HD11	1:C:1929:VAL:HG23	7	0.14
(1,3979)	2:B:62:LEU:HD13	1:C:1918:LYS:HD3	10	0.14
(1,3979)	2:B:62:LEU:HD12	1:C:1918:LYS:HD3	10	0.14
(1,3979)	2:B:62:LEU:HD11	1:C:1918:LYS:HD3	10	0.14
(1,3979)	2:B:62:LEU:HD12	1:C:1920:LYS:HG3	10	0.14
(1,3979)	2:B:62:LEU:HD13	1:C:1920:LYS:HG3	10	0.14
(1,3979)	2:B:62:LEU:HD11	1:C:1920:LYS:HG3	10	0.14
(1,3979)	2:B:62:LEU:HD13	1:C:1918:LYS:HD3	13	0.14
(1,3979)	2:B:62:LEU:HD12	1:C:1918:LYS:HD3	13	0.14
(1,3979)	2:B:62:LEU:HD11	1:C:1918:LYS:HD3	13	0.14
(1,3979)	2:B:62:LEU:HD12	1:C:1920:LYS:HG3	13	0.14
(1,3979)	2:B:62:LEU:HD13	1:C:1920:LYS:HG3	13	0.14
(1,3979)	2:B:62:LEU:HD11	1:C:1920:LYS:HG3	13	0.14
(1,3979)	2:B:62:LEU:HD13	1:C:1918:LYS:HD3	18	0.14
(1,3979)	2:B:62:LEU:HD12	1:C:1918:LYS:HD3	18	0.14
(1,3979)	2:B:62:LEU:HD11	1:C:1918:LYS:HD3	18	0.14
(1,3979)	2:B:62:LEU:HD12	1:C:1920:LYS:HG3	18	0.14
(1,3979)	2:B:62:LEU:HD13	1:C:1920:LYS:HG3	18	0.14
(1,3979)	2:B:62:LEU:HD11	1:C:1920:LYS:HG3	18	0.14
(1,3924)	2:A:58:LEU:HD22	1:C:1900:LEU:HG	1	0.14
(1,3924)	2:A:58:LEU:HD21	1:C:1900:LEU:HG	1	0.14
(1,3924)	2:A:58:LEU:HD23	1:C:1900:LEU:HG	1	0.14
(1,3924)	2:A:58:LEU:HD22	1:C:1900:LEU:HG	3	0.14

Continued on next page...

Continued from previous page...

Key	Atom-1	Atom-2	Model ID	Violation (Å)
(1,3924)	2:A:58:LEU:HD21	1:C:1900:LEU:HG	3	0.14
(1,3924)	2:A:58:LEU:HD23	1:C:1900:LEU:HG	3	0.14
(1,3924)	2:A:58:LEU:HD22	1:C:1900:LEU:HG	4	0.14
(1,3924)	2:A:58:LEU:HD21	1:C:1900:LEU:HG	4	0.14
(1,3924)	2:A:58:LEU:HD23	1:C:1900:LEU:HG	4	0.14
(1,3924)	2:A:58:LEU:HD22	1:C:1900:LEU:HG	9	0.14
(1,3924)	2:A:58:LEU:HD21	1:C:1900:LEU:HG	9	0.14
(1,3924)	2:A:58:LEU:HD23	1:C:1900:LEU:HG	9	0.14
(1,3924)	2:A:58:LEU:HD22	1:C:1900:LEU:HG	12	0.14
(1,3924)	2:A:58:LEU:HD21	1:C:1900:LEU:HG	12	0.14
(1,3924)	2:A:58:LEU:HD23	1:C:1900:LEU:HG	12	0.14
(1,3919)	2:A:58:LEU:HD12	1:C:1899:GLU:HG3	4	0.14
(1,3919)	2:A:58:LEU:HD13	1:C:1899:GLU:HG3	4	0.14
(1,3919)	2:A:58:LEU:HD11	1:C:1899:GLU:HG3	4	0.14
(1,3919)	2:A:58:LEU:HD12	1:C:1899:GLU:HG3	7	0.14
(1,3919)	2:A:58:LEU:HD13	1:C:1899:GLU:HG3	7	0.14
(1,3919)	2:A:58:LEU:HD11	1:C:1899:GLU:HG3	7	0.14
(1,3919)	2:A:58:LEU:HD12	1:C:1899:GLU:HG3	15	0.14
(1,3919)	2:A:58:LEU:HD13	1:C:1899:GLU:HG3	15	0.14
(1,3919)	2:A:58:LEU:HD11	1:C:1899:GLU:HG3	15	0.14
(1,3879)	2:B:72:PHE:HE1	2:B:75:TYR:HE1	17	0.14
(1,3879)	2:B:72:PHE:HE1	2:B:75:TYR:HE2	17	0.14
(1,3879)	2:B:72:PHE:HE2	2:B:75:TYR:HE1	17	0.14
(1,3879)	2:B:72:PHE:HE2	2:B:75:TYR:HE2	17	0.14
(1,3749)	2:B:93:PHE:H	2:B:93:PHE:HB3	9	0.14
(1,3723)	2:B:90:PHE:H	2:B:90:PHE:HB2	4	0.14
(1,3695)	2:B:87:ASN:H	2:B:89:PHE:HD1	13	0.14
(1,3695)	2:B:87:ASN:H	2:B:89:PHE:HD2	13	0.14
(1,3461)	2:B:49:ARG:H	2:B:48:LYS:HG3	13	0.14
(1,3461)	2:B:49:ARG:H	2:B:48:LYS:HG2	13	0.14
(1,3420)	2:B:42:LEU:H	2:B:37:LEU:HB3	7	0.14
(1,3420)	2:B:42:LEU:H	2:B:37:LEU:HB3	17	0.14
(1,3245)	2:A:97:GLN:H	2:A:96:LYS:HA	10	0.14
(1,3228)	2:A:95:ASP:H	2:A:93:PHE:HA	4	0.14
(1,3163)	2:A:86:CYS:H	2:B:9:LEU:HB2	12	0.14
(1,3075)	2:A:74:GLU:H	2:A:70:VAL:HB	14	0.14
(1,2995)	2:A:62:LEU:H	2:A:57:LYS:HE2	17	0.14
(1,2904)	2:A:51:ASP:H	2:A:46:LEU:HB3	4	0.14
(1,2904)	2:A:51:ASP:H	2:A:46:LEU:HB3	5	0.14
(1,2618)	2:A:3:CYS:H	2:B:41:GLU:HG2	4	0.14
(1,2610)	2:A:2:ALA:H	2:B:2:ALA:HB3	9	0.14
(1,2610)	2:A:2:ALA:H	2:B:2:ALA:HB2	9	0.14

Continued on next page...

Continued from previous page...

Key	Atom-1	Atom-2	Model ID	Violation (Å)
(1,2610)	2:A:2:ALA:H	2:B:2:ALA:HB1	9	0.14
(1,2600)	2:A:29:LEU:H	2:A:27:PHE:HD1	6	0.14
(1,2600)	2:A:29:LEU:H	2:A:27:PHE:HD2	6	0.14
(1,2600)	2:A:29:LEU:H	2:A:27:PHE:HD1	19	0.14
(1,2600)	2:A:29:LEU:H	2:A:27:PHE:HD2	19	0.14
(1,2570)	2:B:84:MET:HE1	2:A:72:PHE:HZ	7	0.14
(1,2570)	2:B:84:MET:HE2	2:A:72:PHE:HZ	7	0.14
(1,2570)	2:B:84:MET:HE1	2:A:72:PHE:HZ	10	0.14
(1,2570)	2:B:84:MET:HE2	2:A:72:PHE:HZ	10	0.14
(1,252)	2:B:84:MET:HE1	2:A:72:PHE:HD1	8	0.14
(1,252)	2:B:84:MET:HE1	2:A:72:PHE:HD2	8	0.14
(1,252)	2:B:84:MET:HE2	2:A:72:PHE:HD1	8	0.14
(1,252)	2:B:84:MET:HE2	2:A:72:PHE:HD2	8	0.14
(1,252)	2:B:84:MET:HE1	2:A:72:PHE:HD1	17	0.14
(1,252)	2:B:84:MET:HE1	2:A:72:PHE:HD2	17	0.14
(1,252)	2:B:84:MET:HE2	2:A:72:PHE:HD1	17	0.14
(1,252)	2:B:84:MET:HE2	2:A:72:PHE:HD2	17	0.14
(1,2498)	2:B:5:LEU:HD11	2:A:75:TYR:HE1	7	0.14
(1,2498)	2:B:5:LEU:HD11	2:A:75:TYR:HE2	7	0.14
(1,2498)	2:B:5:LEU:HD12	2:A:75:TYR:HE1	7	0.14
(1,2498)	2:B:5:LEU:HD12	2:A:75:TYR:HE2	7	0.14
(1,248)	2:B:84:MET:HE1	2:B:80:SER:HB3	8	0.14
(1,248)	2:B:84:MET:HE2	2:B:80:SER:HB3	8	0.14
(1,246)	2:B:84:MET:HE2	1:C:1918:LYS:HE2	16	0.14
(1,246)	2:B:84:MET:HE2	1:C:1918:LYS:HE3	16	0.14
(1,2388)	2:B:9:LEU:HD11	2:A:42:LEU:HB3	9	0.14
(1,2388)	2:B:9:LEU:HD13	2:A:42:LEU:HB3	9	0.14
(1,2388)	2:B:9:LEU:HD12	2:A:42:LEU:HB3	9	0.14
(1,2388)	2:B:9:LEU:HD11	2:A:42:LEU:HB3	17	0.14
(1,2388)	2:B:9:LEU:HD13	2:A:42:LEU:HB3	17	0.14
(1,2388)	2:B:9:LEU:HD12	2:A:42:LEU:HB3	17	0.14
(1,2386)	2:B:9:LEU:HD13	2:B:5:LEU:HB3	11	0.14
(1,2386)	2:B:9:LEU:HD11	2:B:5:LEU:HB3	11	0.14
(1,2386)	2:B:9:LEU:HD12	2:B:5:LEU:HB3	11	0.14
(1,2353)	2:A:10:ASP:HA	2:A:13:VAL:HB	17	0.14
(1,235)	2:B:84:MET:HA	2:A:72:PHE:HE1	4	0.14
(1,235)	2:B:84:MET:HA	2:A:72:PHE:HE2	4	0.14
(1,2281)	2:B:12:MET:HE3	2:B:76:CYS:H	7	0.14
(1,2281)	2:B:12:MET:HE2	2:B:76:CYS:H	7	0.14
(1,2281)	2:B:12:MET:HE1	2:B:76:CYS:H	7	0.14
(1,2281)	2:B:12:MET:HE3	2:B:76:CYS:H	16	0.14
(1,2281)	2:B:12:MET:HE2	2:B:76:CYS:H	16	0.14

Continued on next page...

Continued from previous page...

Key	Atom-1	Atom-2	Model ID	Violation (Å)
(1,2281)	2:B:12:MET:HE1	2:B:76:CYS:H	16	0.14
(1,2280)	2:B:12:MET:HE3	2:A:84:MET:H	3	0.14
(1,2280)	2:B:12:MET:HE2	2:A:84:MET:H	3	0.14
(1,2280)	2:B:12:MET:HE1	2:A:84:MET:H	3	0.14
(1,2280)	2:B:12:MET:HE3	2:A:84:MET:H	10	0.14
(1,2280)	2:B:12:MET:HE2	2:A:84:MET:H	10	0.14
(1,2280)	2:B:12:MET:HE1	2:A:84:MET:H	10	0.14
(1,2279)	2:B:12:MET:HE2	2:A:83:ALA:H	19	0.14
(1,2279)	2:B:12:MET:HE3	2:A:83:ALA:H	19	0.14
(1,2279)	2:B:12:MET:HE1	2:A:83:ALA:H	19	0.14
(1,2238)	2:A:13:VAL:HG22	2:A:17:HIS:HD2	12	0.14
(1,2238)	2:A:13:VAL:HG23	2:A:17:HIS:HD2	12	0.14
(1,2238)	2:A:13:VAL:HG21	2:A:17:HIS:HD2	12	0.14
(1,2238)	2:A:13:VAL:HG22	2:A:17:HIS:HD2	17	0.14
(1,2238)	2:A:13:VAL:HG23	2:A:17:HIS:HD2	17	0.14
(1,2238)	2:A:13:VAL:HG21	2:A:17:HIS:HD2	17	0.14
(1,2233)	2:A:13:VAL:HG23	2:B:87:ASN:H	7	0.14
(1,2233)	2:A:13:VAL:HG21	2:B:87:ASN:H	7	0.14
(1,2233)	2:A:13:VAL:HG22	2:B:87:ASN:H	7	0.14
(1,2199)	2:A:15:THR:HG23	2:B:5:LEU:HD11	9	0.14
(1,2199)	2:A:15:THR:HG23	2:B:5:LEU:HD12	9	0.14
(1,2199)	2:A:15:THR:HG21	2:B:5:LEU:HD12	9	0.14
(1,2199)	2:A:15:THR:HG23	2:B:5:LEU:HD13	9	0.14
(1,2199)	2:A:15:THR:HG21	2:B:5:LEU:HD11	9	0.14
(1,2199)	2:A:15:THR:HG21	2:B:5:LEU:HD13	9	0.14
(1,2199)	2:A:15:THR:HG22	2:B:5:LEU:HD11	9	0.14
(1,2199)	2:A:15:THR:HG22	2:B:5:LEU:HD12	9	0.14
(1,2199)	2:A:15:THR:HG23	2:B:5:LEU:HD11	18	0.14
(1,2199)	2:A:15:THR:HG23	2:B:5:LEU:HD12	18	0.14
(1,2199)	2:A:15:THR:HG21	2:B:5:LEU:HD12	18	0.14
(1,2199)	2:A:15:THR:HG23	2:B:5:LEU:HD13	18	0.14
(1,2199)	2:A:15:THR:HG21	2:B:5:LEU:HD11	18	0.14
(1,2199)	2:A:15:THR:HG21	2:B:5:LEU:HD13	18	0.14
(1,2199)	2:A:15:THR:HG22	2:B:5:LEU:HD11	18	0.14
(1,2199)	2:A:15:THR:HG22	2:B:5:LEU:HD12	18	0.14
(1,2110)	2:B:19:TYR:HA	2:B:22:LYS:HD2	13	0.14
(1,2061)	2:B:26:LYS:HB2	2:B:27:PHE:HD1	9	0.14
(1,2061)	2:B:26:LYS:HB2	2:B:27:PHE:HD2	9	0.14
(1,2045)	2:A:28:LYS:HA	2:A:75:TYR:HD1	14	0.14
(1,2045)	2:A:28:LYS:HA	2:A:75:TYR:HD2	14	0.14
(1,2013)	2:B:29:LEU:HD11	2:B:75:TYR:HD1	8	0.14
(1,2013)	2:B:29:LEU:HD11	2:B:75:TYR:HD2	8	0.14

Continued on next page...

Continued from previous page...

Key	Atom-1	Atom-2	Model ID	Violation (Å)
(1,2013)	2:B:29:LEU:HD13	2:B:75:TYR:HD1	8	0.14
(1,2013)	2:B:29:LEU:HD13	2:B:75:TYR:HD2	8	0.14
(1,2013)	2:B:29:LEU:HD12	2:B:75:TYR:HD1	8	0.14
(1,2013)	2:B:29:LEU:HD12	2:B:75:TYR:HD2	8	0.14
(1,1956)	2:B:34:LEU:HD21	2:B:38:LEU:HB2	7	0.14
(1,1956)	2:B:34:LEU:HD23	2:B:38:LEU:HB2	7	0.14
(1,1956)	2:B:34:LEU:HD22	2:B:38:LEU:HB2	7	0.14
(1,1956)	2:B:34:LEU:HD21	2:B:38:LEU:HB2	20	0.14
(1,1956)	2:B:34:LEU:HD23	2:B:38:LEU:HB2	20	0.14
(1,1956)	2:B:34:LEU:HD22	2:B:38:LEU:HB2	20	0.14
(1,1918)	2:A:34:LEU:HD21	2:A:33:GLU:H	1	0.14
(1,1918)	2:A:34:LEU:HD23	2:A:33:GLU:H	1	0.14
(1,1918)	2:A:34:LEU:HD21	2:A:33:GLU:H	7	0.14
(1,1918)	2:A:34:LEU:HD23	2:A:33:GLU:H	7	0.14
(1,1854)	2:A:35:LYS:HE2	2:A:32:SER:HA	5	0.14
(1,1854)	2:A:35:LYS:HE3	2:A:32:SER:HA	5	0.14
(1,1854)	2:A:35:LYS:HE2	2:A:32:SER:HA	8	0.14
(1,1854)	2:A:35:LYS:HE3	2:A:32:SER:HA	8	0.14
(1,1820)	2:B:36:GLU:HB3	2:B:15:THR:HG22	1	0.14
(1,1820)	2:B:36:GLU:HB3	2:B:15:THR:HG23	1	0.14
(1,1820)	2:B:36:GLU:HB3	2:B:15:THR:HG21	1	0.14
(1,1820)	2:B:36:GLU:HB2	2:B:15:THR:HG22	1	0.14
(1,1820)	2:B:36:GLU:HB2	2:B:15:THR:HG21	1	0.14
(1,1820)	2:B:36:GLU:HB3	2:B:15:THR:HG22	14	0.14
(1,1820)	2:B:36:GLU:HB3	2:B:15:THR:HG23	14	0.14
(1,1820)	2:B:36:GLU:HB3	2:B:15:THR:HG21	14	0.14
(1,1820)	2:B:36:GLU:HB2	2:B:15:THR:HG22	14	0.14
(1,1820)	2:B:36:GLU:HB2	2:B:15:THR:HG21	14	0.14
(1,1820)	2:B:36:GLU:HB3	2:B:15:THR:HG22	20	0.14
(1,1820)	2:B:36:GLU:HB3	2:B:15:THR:HG23	20	0.14
(1,1820)	2:B:36:GLU:HB3	2:B:15:THR:HG21	20	0.14
(1,1820)	2:B:36:GLU:HB2	2:B:15:THR:HG22	20	0.14
(1,1820)	2:B:36:GLU:HB2	2:B:15:THR:HG21	20	0.14
(1,1774)	2:B:37:LEU:HD11	2:B:16:PHE:HA	5	0.14
(1,1774)	2:B:37:LEU:HD13	2:B:16:PHE:HA	5	0.14
(1,1774)	2:B:37:LEU:HD12	2:B:16:PHE:HA	5	0.14
(1,1771)	2:A:37:LEU:HD11	2:A:16:PHE:HA	5	0.14
(1,1771)	2:A:37:LEU:HD13	2:A:16:PHE:HA	5	0.14
(1,1771)	2:A:37:LEU:HD12	2:A:16:PHE:HA	5	0.14
(1,169)	2:B:85:MET:HE1	1:C:1922:ARG:HD2	1	0.14
(1,169)	2:B:85:MET:HE1	1:C:1922:ARG:HD3	1	0.14
(1,169)	2:B:85:MET:HE2	1:C:1922:ARG:HD2	1	0.14

Continued on next page...

Continued from previous page...

Key	Atom-1	Atom-2	Model ID	Violation (Å)
(1,169)	2:B:85:MET:HE2	1:C:1922:ARG:HD3	1	0.14
(1,1657)	2:B:39:THR:HG22	2:B:40:ARG:HD2	18	0.14
(1,1657)	2:B:39:THR:HG21	2:B:40:ARG:HD2	18	0.14
(1,1657)	2:B:39:THR:HG23	2:B:40:ARG:HD2	18	0.14
(1,1657)	2:B:39:THR:HG22	2:B:40:ARG:HD3	18	0.14
(1,1657)	2:B:39:THR:HG23	2:B:40:ARG:HD3	18	0.14
(1,1657)	2:B:39:THR:HG21	2:B:40:ARG:HD3	18	0.14
(1,165)	2:B:85:MET:HE1	1:C:1921:LEU:HB3	12	0.14
(1,165)	2:B:85:MET:HE2	1:C:1921:LEU:HB3	12	0.14
(1,165)	2:B:85:MET:HE3	1:C:1921:LEU:HB3	12	0.14
(1,1592)	2:B:35:LYS:HG2	2:B:36:GLU:HG2	1	0.14
(1,142)	2:A:85:MET:HE2	2:A:85:MET:HG3	1	0.14
(1,142)	2:A:85:MET:HE3	2:A:85:MET:HG3	1	0.14
(1,142)	2:A:85:MET:HE1	2:A:85:MET:HG3	1	0.14
(1,142)	2:A:85:MET:HE2	2:A:85:MET:HG3	20	0.14
(1,142)	2:A:85:MET:HE3	2:A:85:MET:HG3	20	0.14
(1,142)	2:A:85:MET:HE1	2:A:85:MET:HG3	20	0.14
(1,1403)	2:A:49:ARG:HA	2:A:54:ALA:HB2	1	0.14
(1,1403)	2:A:49:ARG:HA	2:A:54:ALA:HB3	1	0.14
(1,1403)	2:A:49:ARG:HA	2:A:54:ALA:HB1	1	0.14
(1,1403)	2:A:49:ARG:HA	2:A:54:ALA:HB2	3	0.14
(1,1403)	2:A:49:ARG:HA	2:A:54:ALA:HB3	3	0.14
(1,1403)	2:A:49:ARG:HA	2:A:54:ALA:HB1	3	0.14
(1,1403)	2:A:49:ARG:HA	2:A:54:ALA:HB2	8	0.14
(1,1403)	2:A:49:ARG:HA	2:A:54:ALA:HB3	8	0.14
(1,1403)	2:A:49:ARG:HA	2:A:54:ALA:HB1	8	0.14
(1,1347)	2:A:52:GLU:HG2	2:A:35:LYS:HD3	5	0.14
(1,1347)	2:A:52:GLU:HG2	2:A:35:LYS:HD2	5	0.14
(1,1347)	2:A:52:GLU:HG3	2:A:35:LYS:HD3	5	0.14
(1,1347)	2:A:52:GLU:HG3	2:A:35:LYS:HD2	5	0.14
(1,1303)	2:B:54:ALA:HB2	1:C:1928:PHE:HD1	17	0.14
(1,1303)	2:B:54:ALA:HB2	1:C:1928:PHE:HD2	17	0.14
(1,1303)	2:B:54:ALA:HB3	1:C:1928:PHE:HD1	17	0.14
(1,1303)	2:B:54:ALA:HB3	1:C:1928:PHE:HD2	17	0.14
(1,1303)	2:B:54:ALA:HB1	1:C:1928:PHE:HD1	17	0.14
(1,1303)	2:B:54:ALA:HB1	1:C:1928:PHE:HD2	17	0.14
(1,1303)	2:B:54:ALA:HB3	1:C:1928:PHE:HE1	17	0.14
(1,1303)	2:B:54:ALA:HB3	1:C:1928:PHE:HE2	17	0.14
(1,1303)	2:B:54:ALA:HB2	1:C:1928:PHE:HD1	20	0.14
(1,1303)	2:B:54:ALA:HB2	1:C:1928:PHE:HD2	20	0.14
(1,1303)	2:B:54:ALA:HB3	1:C:1928:PHE:HD1	20	0.14
(1,1303)	2:B:54:ALA:HB3	1:C:1928:PHE:HD2	20	0.14

Continued on next page...

Continued from previous page...

Key	Atom-1	Atom-2	Model ID	Violation (Å)
(1,1303)	2:B:54:ALA:HB1	1:C:1928:PHE:HD1	20	0.14
(1,1303)	2:B:54:ALA:HB1	1:C:1928:PHE:HD2	20	0.14
(1,1303)	2:B:54:ALA:HB3	1:C:1928:PHE:HE1	20	0.14
(1,1303)	2:B:54:ALA:HB3	1:C:1928:PHE:HE2	20	0.14
(1,126)	2:A:85:MET:HE2	1:C:1898:ARG:H	10	0.14
(1,126)	2:A:85:MET:HE1	1:C:1898:ARG:H	10	0.14
(1,1156)	2:A:58:LEU:HD22	1:C:1899:GLU:HG3	3	0.14
(1,1156)	2:A:58:LEU:HD23	1:C:1899:GLU:HG3	3	0.14
(1,1156)	2:A:58:LEU:HD21	1:C:1899:GLU:HG3	3	0.14
(1,1156)	2:A:58:LEU:HD22	1:C:1899:GLU:HG3	18	0.14
(1,1156)	2:A:58:LEU:HD23	1:C:1899:GLU:HG3	18	0.14
(1,1156)	2:A:58:LEU:HD21	1:C:1899:GLU:HG3	18	0.14
(1,1156)	2:A:58:LEU:HD22	1:C:1899:GLU:HG3	20	0.14
(1,1156)	2:A:58:LEU:HD23	1:C:1899:GLU:HG3	20	0.14
(1,1156)	2:A:58:LEU:HD21	1:C:1899:GLU:HG3	20	0.14
(1,1139)	2:A:58:LEU:HD11	1:C:1899:GLU:HG3	4	0.14
(1,1139)	2:A:58:LEU:HD12	1:C:1899:GLU:HG3	4	0.14
(1,1139)	2:A:58:LEU:HD13	1:C:1899:GLU:HG3	4	0.14
(1,1139)	2:A:58:LEU:HD11	1:C:1899:GLU:HG3	7	0.14
(1,1139)	2:A:58:LEU:HD12	1:C:1899:GLU:HG3	7	0.14
(1,1139)	2:A:58:LEU:HD13	1:C:1899:GLU:HG3	7	0.14
(1,1139)	2:A:58:LEU:HD11	1:C:1899:GLU:HG3	15	0.14
(1,1139)	2:A:58:LEU:HD12	1:C:1899:GLU:HG3	15	0.14
(1,1139)	2:A:58:LEU:HD13	1:C:1899:GLU:HG3	15	0.14
(1,1119)	2:A:58:LEU:HD11	2:A:57:LYS:H	11	0.14
(1,1119)	2:A:58:LEU:HD13	2:A:57:LYS:H	11	0.14
(1,1119)	2:A:58:LEU:HD12	2:A:57:LYS:H	11	0.14
(1,1119)	2:A:58:LEU:HD11	2:A:57:LYS:H	19	0.14
(1,1119)	2:A:58:LEU:HD13	2:A:57:LYS:H	19	0.14
(1,1119)	2:A:58:LEU:HD12	2:A:57:LYS:H	19	0.14
(1,1103)	2:B:59:MET:HE3	2:B:67:ASP:H	20	0.14
(1,1103)	2:B:59:MET:HE2	2:B:67:ASP:H	20	0.14
(1,1103)	2:B:59:MET:HE1	2:B:67:ASP:H	20	0.14
(1,1102)	2:B:59:MET:HE3	2:B:34:LEU:H	19	0.14
(1,1102)	2:B:59:MET:HE1	2:B:34:LEU:H	19	0.14
(1,1102)	2:B:59:MET:HE2	2:B:34:LEU:H	19	0.14
(1,1098)	2:B:59:MET:HE1	2:B:62:LEU:H	4	0.14
(1,1098)	2:B:59:MET:HE2	2:B:62:LEU:H	4	0.14
(1,1098)	2:B:59:MET:HE3	2:B:62:LEU:H	4	0.14
(1,1098)	2:B:59:MET:HE1	2:B:62:LEU:H	12	0.14
(1,1098)	2:B:59:MET:HE2	2:B:62:LEU:H	12	0.14
(1,1098)	2:B:59:MET:HE3	2:B:62:LEU:H	12	0.14

Continued on next page...

Continued from previous page...

Key	Atom-1	Atom-2	Model ID	Violation (Å)
(1,1096)	2:B:59:MET:HE1	2:B:75:TYR:HD1	2	0.14
(1,1096)	2:B:59:MET:HE1	2:B:75:TYR:HD2	2	0.14
(1,1096)	2:B:59:MET:HE3	2:B:75:TYR:HD1	2	0.14
(1,1096)	2:B:59:MET:HE3	2:B:75:TYR:HD2	2	0.14
(1,1096)	2:B:59:MET:HE2	2:B:75:TYR:HD1	2	0.14
(1,1096)	2:B:59:MET:HE2	2:B:75:TYR:HD2	2	0.14
(1,1096)	2:B:59:MET:HE1	2:B:75:TYR:HD1	12	0.14
(1,1096)	2:B:59:MET:HE1	2:B:75:TYR:HD2	12	0.14
(1,1096)	2:B:59:MET:HE3	2:B:75:TYR:HD1	12	0.14
(1,1096)	2:B:59:MET:HE3	2:B:75:TYR:HD2	12	0.14
(1,1096)	2:B:59:MET:HE2	2:B:75:TYR:HD1	12	0.14
(1,1096)	2:B:59:MET:HE2	2:B:75:TYR:HD2	12	0.14
(1,1091)	2:B:59:MET:HE3	2:B:69:GLU:H	5	0.14
(1,1091)	2:B:59:MET:HE2	2:B:69:GLU:H	5	0.14
(1,1091)	2:B:59:MET:HE1	2:B:69:GLU:H	5	0.14
(1,1091)	2:B:59:MET:HE3	2:B:69:GLU:H	6	0.14
(1,1091)	2:B:59:MET:HE2	2:B:69:GLU:H	6	0.14
(1,1091)	2:B:59:MET:HE1	2:B:69:GLU:H	6	0.14
(1,1088)	2:B:59:MET:HE3	2:B:69:GLU:HA	1	0.14
(1,1088)	2:B:59:MET:HE1	2:B:69:GLU:HA	1	0.14
(1,1088)	2:B:59:MET:HE2	2:B:69:GLU:HA	1	0.14
(1,1085)	2:B:59:MET:HE2	2:B:31:LYS:HA	14	0.14
(1,1085)	2:B:59:MET:HE1	2:B:31:LYS:HA	14	0.14
(1,1085)	2:B:59:MET:HE3	2:B:31:LYS:HA	14	0.14
(1,1053)	2:A:59:MET:HE1	2:A:75:TYR:HD1	10	0.14
(1,1053)	2:A:59:MET:HE1	2:A:75:TYR:HD2	10	0.14
(1,1053)	2:A:59:MET:HE3	2:A:75:TYR:HD1	10	0.14
(1,1053)	2:A:59:MET:HE3	2:A:75:TYR:HD2	10	0.14
(1,1053)	2:A:59:MET:HE2	2:A:75:TYR:HD1	10	0.14
(1,1053)	2:A:59:MET:HE2	2:A:75:TYR:HD2	10	0.14
(1,1053)	2:A:59:MET:HE1	2:A:75:TYR:HD1	11	0.14
(1,1053)	2:A:59:MET:HE1	2:A:75:TYR:HD2	11	0.14
(1,1053)	2:A:59:MET:HE3	2:A:75:TYR:HD1	11	0.14
(1,1053)	2:A:59:MET:HE3	2:A:75:TYR:HD2	11	0.14
(1,1053)	2:A:59:MET:HE2	2:A:75:TYR:HD1	11	0.14
(1,1053)	2:A:59:MET:HE2	2:A:75:TYR:HD2	11	0.14
(1,1053)	2:A:59:MET:HE1	2:A:75:TYR:HD1	13	0.14
(1,1053)	2:A:59:MET:HE1	2:A:75:TYR:HD2	13	0.14
(1,1053)	2:A:59:MET:HE3	2:A:75:TYR:HD1	13	0.14
(1,1053)	2:A:59:MET:HE3	2:A:75:TYR:HD2	13	0.14
(1,1053)	2:A:59:MET:HE2	2:A:75:TYR:HD1	13	0.14
(1,1053)	2:A:59:MET:HE2	2:A:75:TYR:HD2	13	0.14

Continued on next page...

Continued from previous page...

Key	Atom-1	Atom-2	Model ID	Violation (Å)
(1,1053)	2:A:59:MET:HE1	2:A:75:TYR:HD1	15	0.14
(1,1053)	2:A:59:MET:HE1	2:A:75:TYR:HD2	15	0.14
(1,1053)	2:A:59:MET:HE3	2:A:75:TYR:HD1	15	0.14
(1,1053)	2:A:59:MET:HE3	2:A:75:TYR:HD2	15	0.14
(1,1053)	2:A:59:MET:HE2	2:A:75:TYR:HD1	15	0.14
(1,1053)	2:A:59:MET:HE2	2:A:75:TYR:HD2	15	0.14
(1,1037)	2:A:59:MET:HE2	2:A:68:ASN:HA	17	0.14
(1,1037)	2:A:59:MET:HE3	2:A:68:ASN:HA	17	0.14
(1,1037)	2:A:59:MET:HE1	2:A:68:ASN:HA	17	0.14
(2,49)	1:C:1935:ALA:HB1	1:C:1932:ARG:HA	18	0.13
(2,49)	1:C:1935:ALA:HB2	1:C:1932:ARG:HA	18	0.13
(2,49)	1:C:1935:ALA:HB3	1:C:1932:ARG:HA	18	0.13
(2,18)	2:A:28:LYS:HD3	2:A:20:SER:HB2	12	0.13
(2,15)	2:A:35:LYS:HE3	2:A:50:THR:HB	4	0.13
(1,944)	2:B:62:LEU:HD22	2:B:70:VAL:HB	11	0.13
(1,944)	2:B:62:LEU:HD21	2:B:70:VAL:HB	11	0.13
(1,944)	2:B:62:LEU:HD23	2:B:70:VAL:HB	11	0.13
(1,869)	2:A:64:SER:HB3	2:A:74:GLU:HG2	6	0.13
(1,85)	2:B:87:ASN:HA	2:A:72:PHE:HZ	3	0.13
(1,703)	2:B:71:ASP:HA	2:B:75:TYR:HD1	10	0.13
(1,703)	2:B:71:ASP:HA	2:B:75:TYR:HD2	10	0.13
(1,6996)	2:B:72:PHE:HZ	2:B:13:VAL:HA	5	0.13
(1,6996)	2:A:72:PHE:HZ	2:A:13:VAL:HA	5	0.13
(1,6947)	2:B:80:SER:H	1:C:1914:VAL:HG11	1	0.13
(1,6947)	2:B:80:SER:H	1:C:1914:VAL:HG12	1	0.13
(1,6947)	2:B:80:SER:H	1:C:1914:VAL:HG13	1	0.13
(1,6947)	2:B:80:SER:H	1:C:1917:LEU:HD11	1	0.13
(1,6947)	2:B:80:SER:H	1:C:1917:LEU:HD12	1	0.13
(1,6947)	2:B:80:SER:H	1:C:1917:LEU:HD13	1	0.13
(1,6947)	2:B:80:SER:H	1:C:1914:VAL:HG11	3	0.13
(1,6947)	2:B:80:SER:H	1:C:1914:VAL:HG12	3	0.13
(1,6947)	2:B:80:SER:H	1:C:1914:VAL:HG13	3	0.13
(1,6947)	2:B:80:SER:H	1:C:1917:LEU:HD11	3	0.13
(1,6947)	2:B:80:SER:H	1:C:1917:LEU:HD12	3	0.13
(1,6947)	2:B:80:SER:H	1:C:1917:LEU:HD13	3	0.13
(1,6858)	2:B:2:ALA:H	2:B:7:LYS:HB2	3	0.13
(1,6858)	2:B:2:ALA:H	2:A:7:LYS:HB2	3	0.13
(1,6824)	2:A:73:GLN:H	2:A:75:TYR:HD1	13	0.13
(1,6824)	2:A:73:GLN:H	2:A:75:TYR:HD2	13	0.13
(1,6824)	2:A:73:GLN:H	2:A:72:PHE:HZ	13	0.13
(1,6815)	2:A:62:LEU:H	1:C:1908:ASP:H	8	0.13
(1,6815)	2:A:62:LEU:H	2:A:75:TYR:H	8	0.13

Continued on next page...

Continued from previous page...

Key	Atom-1	Atom-2	Model ID	Violation (Å)
(1,6631)	2:A:4:PRO:HA	2:B:8:ALA:H	3	0.13
(1,6631)	2:A:4:PRO:HA	2:B:7:LYS:H	3	0.13
(1,6631)	2:A:4:PRO:HA	2:B:8:ALA:H	5	0.13
(1,6631)	2:A:4:PRO:HA	2:B:7:LYS:H	5	0.13
(1,6631)	2:A:4:PRO:HA	2:B:8:ALA:H	6	0.13
(1,6631)	2:A:4:PRO:HA	2:B:7:LYS:H	6	0.13
(1,6631)	2:A:4:PRO:HA	2:B:8:ALA:H	9	0.13
(1,6631)	2:A:4:PRO:HA	2:B:7:LYS:H	9	0.13
(1,6631)	2:A:4:PRO:HA	2:B:8:ALA:H	18	0.13
(1,6631)	2:A:4:PRO:HA	2:B:7:LYS:H	18	0.13
(1,6595)	2:B:5:LEU:HD23	2:A:78:PHE:HE1	8	0.13
(1,6595)	2:B:5:LEU:HD23	2:A:78:PHE:HE2	8	0.13
(1,6595)	2:B:5:LEU:HD22	2:A:78:PHE:HE1	8	0.13
(1,6595)	2:B:5:LEU:HD22	2:A:78:PHE:HE2	8	0.13
(1,6595)	2:B:5:LEU:HD21	2:A:45:PHE:HE1	8	0.13
(1,6595)	2:B:5:LEU:HD21	2:A:45:PHE:HE2	8	0.13
(1,6595)	2:B:5:LEU:HD23	2:A:45:PHE:HE1	8	0.13
(1,6595)	2:B:5:LEU:HD23	2:A:45:PHE:HE2	8	0.13
(1,6595)	2:B:5:LEU:HD22	2:A:45:PHE:HE1	8	0.13
(1,6595)	2:B:5:LEU:HD22	2:A:45:PHE:HE2	8	0.13
(1,6595)	2:B:5:LEU:HD23	2:A:78:PHE:HE1	18	0.13
(1,6595)	2:B:5:LEU:HD23	2:A:78:PHE:HE2	18	0.13
(1,6595)	2:B:5:LEU:HD22	2:A:78:PHE:HE1	18	0.13
(1,6595)	2:B:5:LEU:HD22	2:A:78:PHE:HE2	18	0.13
(1,6595)	2:B:5:LEU:HD21	2:A:45:PHE:HE1	18	0.13
(1,6595)	2:B:5:LEU:HD21	2:A:45:PHE:HE2	18	0.13
(1,6595)	2:B:5:LEU:HD23	2:A:45:PHE:HE1	18	0.13
(1,6595)	2:B:5:LEU:HD23	2:A:45:PHE:HE2	18	0.13
(1,6595)	2:B:5:LEU:HD22	2:A:45:PHE:HE1	18	0.13
(1,6595)	2:B:5:LEU:HD22	2:A:45:PHE:HE2	18	0.13
(1,6485)	2:A:11:VAL:HG12	2:A:8:ALA:HA	9	0.13
(1,6485)	2:B:11:VAL:HG12	2:B:8:ALA:HA	9	0.13
(1,6485)	2:B:11:VAL:HG13	2:B:8:ALA:HA	9	0.13
(1,6485)	2:A:11:VAL:HG13	2:A:8:ALA:HA	9	0.13
(1,6485)	2:A:11:VAL:HG11	2:A:8:ALA:HA	9	0.13
(1,6485)	2:B:11:VAL:HG11	2:B:8:ALA:HA	9	0.13
(1,6485)	2:A:11:VAL:HG12	2:B:8:ALA:HA	9	0.13
(1,6485)	2:B:11:VAL:HG12	2:A:8:ALA:HA	9	0.13
(1,6485)	2:A:11:VAL:HG13	2:B:8:ALA:HA	9	0.13
(1,6485)	2:A:11:VAL:HG11	2:B:8:ALA:HA	9	0.13
(1,6485)	2:B:11:VAL:HG11	2:B:14:SER:HA	9	0.13
(1,6485)	2:A:11:VAL:HG12	2:A:8:ALA:HA	18	0.13

Continued on next page...

Continued from previous page...

Key	Atom-1	Atom-2	Model ID	Violation (Å)
(1,6485)	2:B:11:VAL:HG12	2:B:8:ALA:HA	18	0.13
(1,6485)	2:B:11:VAL:HG13	2:B:8:ALA:HA	18	0.13
(1,6485)	2:A:11:VAL:HG13	2:A:8:ALA:HA	18	0.13
(1,6485)	2:A:11:VAL:HG11	2:A:8:ALA:HA	18	0.13
(1,6485)	2:B:11:VAL:HG11	2:B:8:ALA:HA	18	0.13
(1,6485)	2:A:11:VAL:HG12	2:B:8:ALA:HA	18	0.13
(1,6485)	2:B:11:VAL:HG12	2:A:8:ALA:HA	18	0.13
(1,6485)	2:A:11:VAL:HG13	2:B:8:ALA:HA	18	0.13
(1,6485)	2:A:11:VAL:HG11	2:B:8:ALA:HA	18	0.13
(1,6485)	2:B:11:VAL:HG11	2:B:14:SER:HA	18	0.13
(1,6482)	2:B:11:VAL:HG11	2:B:7:LYS:HE3	7	0.13
(1,6482)	2:A:11:VAL:HG11	2:A:7:LYS:HE3	7	0.13
(1,6482)	2:B:11:VAL:HG12	2:B:7:LYS:HE3	7	0.13
(1,6482)	2:A:11:VAL:HG12	2:A:7:LYS:HE3	7	0.13
(1,6482)	2:A:11:VAL:HG13	2:A:7:LYS:HE3	7	0.13
(1,6482)	2:B:11:VAL:HG13	2:B:7:LYS:HE3	7	0.13
(1,6482)	2:A:11:VAL:HG13	2:A:7:LYS:HE2	7	0.13
(1,6482)	2:A:11:VAL:HG11	2:A:7:LYS:HE2	7	0.13
(1,6482)	2:B:11:VAL:HG12	2:B:7:LYS:HE2	7	0.13
(1,6482)	2:A:11:VAL:HG12	2:A:7:LYS:HE2	7	0.13
(1,6457)	2:A:12:MET:HE1	2:A:8:ALA:HA	2	0.13
(1,6457)	2:A:12:MET:HE1	2:B:8:ALA:HA	2	0.13
(1,6457)	2:A:12:MET:HE2	2:A:8:ALA:HA	2	0.13
(1,6457)	2:A:12:MET:HE3	2:A:8:ALA:HA	2	0.13
(1,6457)	2:A:12:MET:HE1	2:B:9:LEU:HA	2	0.13
(1,6457)	2:A:12:MET:HE2	2:B:8:ALA:HA	2	0.13
(1,6457)	2:A:12:MET:HE3	2:B:8:ALA:HA	2	0.13
(1,6457)	2:A:12:MET:HE1	2:A:8:ALA:HA	4	0.13
(1,6457)	2:A:12:MET:HE1	2:B:8:ALA:HA	4	0.13
(1,6457)	2:A:12:MET:HE2	2:A:8:ALA:HA	4	0.13
(1,6457)	2:A:12:MET:HE3	2:A:8:ALA:HA	4	0.13
(1,6457)	2:A:12:MET:HE1	2:B:9:LEU:HA	4	0.13
(1,6457)	2:A:12:MET:HE2	2:B:8:ALA:HA	4	0.13
(1,6457)	2:A:12:MET:HE3	2:B:8:ALA:HA	4	0.13
(1,6453)	2:A:12:MET:HE3	2:A:76:CYS:HB2	11	0.13
(1,6453)	2:A:12:MET:HE2	2:A:76:CYS:HB2	11	0.13
(1,6453)	2:A:12:MET:HE1	2:A:76:CYS:HB2	11	0.13
(1,6453)	2:A:12:MET:HE2	2:B:81:CYS:HB2	11	0.13
(1,6449)	2:A:12:MET:HE2	2:A:9:LEU:HD12	17	0.13
(1,6449)	2:A:12:MET:HE2	2:A:9:LEU:HD13	17	0.13
(1,6449)	2:A:12:MET:HE2	2:A:9:LEU:HD11	17	0.13
(1,6449)	2:A:12:MET:HE1	2:A:9:LEU:HD12	17	0.13

Continued on next page...

Continued from previous page...

Key	Atom-1	Atom-2	Model ID	Violation (Å)
(1,6449)	2:A:12:MET:HE1	2:A:9:LEU:HD13	17	0.13
(1,6449)	2:A:12:MET:HE3	2:A:9:LEU:HD12	17	0.13
(1,6449)	2:A:12:MET:HE1	2:A:9:LEU:HD11	17	0.13
(1,6449)	2:A:12:MET:HE3	2:A:9:LEU:HD13	17	0.13
(1,6449)	2:A:12:MET:HE3	2:A:9:LEU:HD11	17	0.13
(1,6449)	2:A:12:MET:HE1	2:B:9:LEU:HD13	17	0.13
(1,6449)	2:A:12:MET:HE1	2:B:9:LEU:HD12	17	0.13
(1,6449)	2:A:12:MET:HE3	2:B:9:LEU:HD13	17	0.13
(1,6443)	2:B:12:MET:HE2	2:A:82:ILE:H	1	0.13
(1,6443)	2:B:12:MET:HE1	2:A:9:LEU:H	1	0.13
(1,6443)	2:B:12:MET:HE3	2:A:9:LEU:H	1	0.13
(1,6443)	2:B:12:MET:HE2	2:A:9:LEU:H	1	0.13
(1,6442)	2:B:12:MET:HE3	2:B:75:TYR:HD1	16	0.13
(1,6442)	2:B:12:MET:HE3	2:B:75:TYR:HD2	16	0.13
(1,6442)	2:B:12:MET:HE1	2:B:75:TYR:HD1	16	0.13
(1,6442)	2:B:12:MET:HE1	2:B:75:TYR:HD2	16	0.13
(1,6442)	2:B:12:MET:HE2	2:B:75:TYR:HD1	16	0.13
(1,6442)	2:B:12:MET:HE2	2:B:75:TYR:HD2	16	0.13
(1,6442)	2:B:12:MET:HE3	2:B:78:PHE:HE1	16	0.13
(1,6442)	2:B:12:MET:HE3	2:B:78:PHE:HE2	16	0.13
(1,6442)	2:B:12:MET:HE1	2:B:78:PHE:HE1	16	0.13
(1,6442)	2:B:12:MET:HE1	2:B:78:PHE:HE2	16	0.13
(1,6442)	2:B:12:MET:HE3	2:B:75:TYR:HD1	20	0.13
(1,6442)	2:B:12:MET:HE3	2:B:75:TYR:HD2	20	0.13
(1,6442)	2:B:12:MET:HE1	2:B:75:TYR:HD1	20	0.13
(1,6442)	2:B:12:MET:HE1	2:B:75:TYR:HD2	20	0.13
(1,6442)	2:B:12:MET:HE2	2:B:75:TYR:HD1	20	0.13
(1,6442)	2:B:12:MET:HE2	2:B:75:TYR:HD2	20	0.13
(1,6442)	2:B:12:MET:HE3	2:B:78:PHE:HE1	20	0.13
(1,6442)	2:B:12:MET:HE3	2:B:78:PHE:HE2	20	0.13
(1,6442)	2:B:12:MET:HE1	2:B:78:PHE:HE1	20	0.13
(1,6442)	2:B:12:MET:HE1	2:B:78:PHE:HE2	20	0.13
(1,6441)	2:B:12:MET:HE3	2:B:78:PHE:HD1	19	0.13
(1,6441)	2:B:12:MET:HE3	2:B:78:PHE:HD2	19	0.13
(1,6441)	2:B:12:MET:HE3	2:B:72:PHE:HE1	19	0.13
(1,6441)	2:B:12:MET:HE3	2:B:72:PHE:HE2	19	0.13
(1,6441)	2:B:12:MET:HE1	2:B:78:PHE:HD1	19	0.13
(1,6441)	2:B:12:MET:HE1	2:B:78:PHE:HD2	19	0.13
(1,6441)	2:B:12:MET:HE2	2:B:78:PHE:HD1	19	0.13
(1,6441)	2:B:12:MET:HE2	2:B:78:PHE:HD2	19	0.13
(1,6437)	2:B:12:MET:HE2	2:A:79:LEU:HB3	6	0.13
(1,6437)	2:B:12:MET:HE1	2:A:79:LEU:HB3	6	0.13

Continued on next page...

Continued from previous page...

Key	Atom-1	Atom-2	Model ID	Violation (Å)
(1,6437)	2:B:12:MET:HE3	2:A:79:LEU:HB3	6	0.13
(1,6437)	2:B:12:MET:HE1	2:A:5:LEU:HD13	6	0.13
(1,6437)	2:B:12:MET:HE1	2:A:5:LEU:HD11	6	0.13
(1,6437)	2:B:12:MET:HE1	2:A:5:LEU:HD12	6	0.13
(1,64)	2:A:88:GLU:HB3	2:A:85:MET:HA	9	0.13
(1,6312)	2:A:25:ASP:HB3	2:A:28:LYS:HB3	20	0.13
(1,6312)	2:B:25:ASP:HB3	2:B:28:LYS:HB2	20	0.13
(1,6312)	2:A:25:ASP:HB3	2:A:28:LYS:HB2	20	0.13
(1,6312)	2:A:25:ASP:HB3	2:A:28:LYS:HD2	20	0.13
(1,6286)	2:A:26:LYS:HB3	2:A:27:PHE:HD1	16	0.13
(1,6286)	2:A:26:LYS:HB3	2:A:27:PHE:HD2	16	0.13
(1,6286)	2:B:26:LYS:HB3	2:B:27:PHE:HD1	16	0.13
(1,6286)	2:B:26:LYS:HB3	2:B:27:PHE:HD2	16	0.13
(1,628)	2:B:76:CYS:HA	2:B:12:MET:HA	4	0.13
(1,6261)	2:A:28:LYS:HD3	2:A:28:LYS:HA	16	0.13
(1,6261)	2:B:28:LYS:HD3	2:B:28:LYS:HA	16	0.13
(1,6250)	2:B:28:LYS:HB3	2:B:69:GLU:HG2	3	0.13
(1,6250)	2:B:28:LYS:HB3	2:B:29:LEU:HB2	3	0.13
(1,6250)	2:B:28:LYS:HB3	2:B:69:GLU:HG2	10	0.13
(1,6250)	2:B:28:LYS:HB3	2:B:29:LEU:HB2	10	0.13
(1,6247)	2:B:29:LEU:HD23	2:B:30:ASN:HD22	2	0.13
(1,6247)	2:A:29:LEU:HD23	2:A:30:ASN:HD22	2	0.13
(1,6247)	2:B:29:LEU:HD21	2:B:30:ASN:HD22	2	0.13
(1,6247)	2:A:29:LEU:HD21	2:A:30:ASN:HD22	2	0.13
(1,6247)	2:B:29:LEU:HD22	2:B:30:ASN:HD22	2	0.13
(1,6247)	2:A:29:LEU:HD22	2:A:30:ASN:HD22	2	0.13
(1,6240)	2:A:29:LEU:HD11	2:A:34:LEU:HB3	3	0.13
(1,6240)	2:A:29:LEU:HD13	2:A:34:LEU:HB3	3	0.13
(1,6240)	2:A:29:LEU:HD12	2:A:34:LEU:HB3	3	0.13
(1,6240)	2:A:29:LEU:HD11	2:A:58:LEU:HG	3	0.13
(1,6176)	2:A:34:LEU:HD12	2:A:33:GLU:HB2	8	0.13
(1,6176)	2:A:34:LEU:HD12	2:A:36:GLU:HB2	8	0.13
(1,6176)	2:A:34:LEU:HD11	2:A:36:GLU:HB2	8	0.13
(1,6176)	2:A:34:LEU:HD13	2:A:36:GLU:HB2	8	0.13
(1,6176)	2:A:34:LEU:HD12	2:A:36:GLU:HB3	8	0.13
(1,6176)	2:A:34:LEU:HD11	2:A:36:GLU:HB3	8	0.13
(1,6176)	2:A:34:LEU:HD13	2:A:36:GLU:HB3	8	0.13
(1,6176)	2:A:34:LEU:HD12	2:A:33:GLU:HB2	9	0.13
(1,6176)	2:A:34:LEU:HD12	2:A:36:GLU:HB2	9	0.13
(1,6176)	2:A:34:LEU:HD11	2:A:36:GLU:HB2	9	0.13
(1,6176)	2:A:34:LEU:HD13	2:A:36:GLU:HB2	9	0.13
(1,6176)	2:A:34:LEU:HD12	2:A:36:GLU:HB3	9	0.13

Continued on next page...

Continued from previous page...

Key	Atom-1	Atom-2	Model ID	Violation (Å)
(1,6176)	2:A:34:LEU:HD11	2:A:36:GLU:HB3	9	0.13
(1,6176)	2:A:34:LEU:HD13	2:A:36:GLU:HB3	9	0.13
(1,6176)	2:A:34:LEU:HD12	2:A:33:GLU:HB2	19	0.13
(1,6176)	2:A:34:LEU:HD12	2:A:36:GLU:HB2	19	0.13
(1,6176)	2:A:34:LEU:HD11	2:A:36:GLU:HB2	19	0.13
(1,6176)	2:A:34:LEU:HD13	2:A:36:GLU:HB2	19	0.13
(1,6176)	2:A:34:LEU:HD12	2:A:36:GLU:HB3	19	0.13
(1,6176)	2:A:34:LEU:HD11	2:A:36:GLU:HB3	19	0.13
(1,6176)	2:A:34:LEU:HD13	2:A:36:GLU:HB3	19	0.13
(1,6052)	2:B:42:LEU:HD11	2:B:45:PHE:HZ	6	0.13
(1,6052)	2:B:42:LEU:HD13	2:B:45:PHE:HZ	6	0.13
(1,6052)	2:B:42:LEU:HD12	2:B:45:PHE:HZ	6	0.13
(1,6052)	2:B:42:LEU:HD12	1:C:1928:PHE:HZ	6	0.13
(1,6010)	2:B:49:ARG:HD2	2:B:35:LYS:HD2	16	0.13
(1,6010)	2:B:49:ARG:HD3	2:B:35:LYS:HD2	16	0.13
(1,6010)	2:B:49:ARG:HD2	2:B:54:ALA:HB2	16	0.13
(1,6010)	2:B:49:ARG:HD3	2:B:54:ALA:HB2	16	0.13
(1,6010)	2:B:49:ARG:HD2	2:B:54:ALA:HB3	16	0.13
(1,6010)	2:B:49:ARG:HD3	2:B:54:ALA:HB3	16	0.13
(1,5891)	2:B:64:SER:HB2	2:B:65:ASN:HB3	14	0.13
(1,5891)	2:B:64:SER:HB2	2:B:63:ASP:HB2	14	0.13
(1,577)	2:B:46:LEU:HD23	2:B:43:PRO:HB2	4	0.13
(1,577)	2:B:46:LEU:HD22	2:B:43:PRO:HB2	4	0.13
(1,577)	2:B:46:LEU:HD23	2:B:43:PRO:HB2	11	0.13
(1,577)	2:B:46:LEU:HD22	2:B:43:PRO:HB2	11	0.13
(1,5768)	2:B:83:ALA:HB1	2:B:79:LEU:HA	1	0.13
(1,5768)	2:B:83:ALA:HB2	2:B:79:LEU:HA	1	0.13
(1,5768)	2:A:83:ALA:HB1	2:B:75:TYR:HB2	1	0.13
(1,5768)	2:A:83:ALA:HB3	2:B:75:TYR:HB2	1	0.13
(1,5768)	2:A:83:ALA:HB2	2:B:75:TYR:HB2	1	0.13
(1,5768)	2:A:83:ALA:HB3	2:B:79:LEU:HA	1	0.13
(1,5768)	2:A:83:ALA:HB2	2:B:79:LEU:HA	1	0.13
(1,5768)	2:A:83:ALA:HB1	2:B:79:LEU:HA	1	0.13
(1,5768)	2:B:83:ALA:HB1	2:B:79:LEU:HA	5	0.13
(1,5768)	2:B:83:ALA:HB2	2:B:79:LEU:HA	5	0.13
(1,5768)	2:A:83:ALA:HB1	2:B:75:TYR:HB2	5	0.13
(1,5768)	2:A:83:ALA:HB3	2:B:75:TYR:HB2	5	0.13
(1,5768)	2:A:83:ALA:HB2	2:B:75:TYR:HB2	5	0.13
(1,5768)	2:A:83:ALA:HB3	2:B:79:LEU:HA	5	0.13
(1,5768)	2:A:83:ALA:HB2	2:B:79:LEU:HA	5	0.13
(1,5768)	2:A:83:ALA:HB1	2:B:79:LEU:HA	5	0.13
(1,5768)	2:B:83:ALA:HB1	2:B:79:LEU:HA	14	0.13

Continued on next page...

Continued from previous page...

Key	Atom-1	Atom-2	Model ID	Violation (Å)
(1,5768)	2:B:83:ALA:HB2	2:B:79:LEU:HA	14	0.13
(1,5768)	2:A:83:ALA:HB1	2:B:75:TYR:HB2	14	0.13
(1,5768)	2:A:83:ALA:HB3	2:B:75:TYR:HB2	14	0.13
(1,5768)	2:A:83:ALA:HB2	2:B:75:TYR:HB2	14	0.13
(1,5768)	2:A:83:ALA:HB3	2:B:79:LEU:HA	14	0.13
(1,5768)	2:A:83:ALA:HB2	2:B:79:LEU:HA	14	0.13
(1,5768)	2:A:83:ALA:HB1	2:B:79:LEU:HA	14	0.13
(1,5768)	2:B:83:ALA:HB1	2:B:79:LEU:HA	18	0.13
(1,5768)	2:B:83:ALA:HB2	2:B:79:LEU:HA	18	0.13
(1,5768)	2:A:83:ALA:HB1	2:B:75:TYR:HB2	18	0.13
(1,5768)	2:A:83:ALA:HB3	2:B:75:TYR:HB2	18	0.13
(1,5768)	2:A:83:ALA:HB2	2:B:75:TYR:HB2	18	0.13
(1,5768)	2:A:83:ALA:HB3	2:B:79:LEU:HA	18	0.13
(1,5768)	2:A:83:ALA:HB2	2:B:79:LEU:HA	18	0.13
(1,5768)	2:A:83:ALA:HB1	2:B:79:LEU:HA	18	0.13
(1,5768)	2:B:83:ALA:HB1	2:B:79:LEU:HA	20	0.13
(1,5768)	2:B:83:ALA:HB2	2:B:79:LEU:HA	20	0.13
(1,5768)	2:A:83:ALA:HB1	2:B:75:TYR:HB2	20	0.13
(1,5768)	2:A:83:ALA:HB3	2:B:75:TYR:HB2	20	0.13
(1,5768)	2:A:83:ALA:HB2	2:B:75:TYR:HB2	20	0.13
(1,5768)	2:A:83:ALA:HB3	2:B:79:LEU:HA	20	0.13
(1,5768)	2:A:83:ALA:HB2	2:B:79:LEU:HA	20	0.13
(1,5768)	2:A:83:ALA:HB1	2:B:79:LEU:HA	20	0.13
(1,5747)	2:B:85:MET:HE1	2:B:61:ASN:HD21	5	0.13
(1,5747)	2:B:85:MET:HE3	2:B:45:PHE:HE1	5	0.13
(1,5747)	2:B:85:MET:HE3	2:B:45:PHE:HE2	5	0.13
(1,5747)	2:B:85:MET:HE2	2:B:61:ASN:HD21	5	0.13
(1,5747)	2:B:85:MET:HE2	2:B:45:PHE:HE1	5	0.13
(1,5747)	2:B:85:MET:HE2	2:B:45:PHE:HE2	5	0.13
(1,5747)	2:B:85:MET:HE1	2:B:61:ASN:HD21	14	0.13
(1,5747)	2:B:85:MET:HE3	2:B:45:PHE:HE1	14	0.13
(1,5747)	2:B:85:MET:HE3	2:B:45:PHE:HE2	14	0.13
(1,5747)	2:B:85:MET:HE2	2:B:61:ASN:HD21	14	0.13
(1,5747)	2:B:85:MET:HE2	2:B:45:PHE:HE1	14	0.13
(1,5747)	2:B:85:MET:HE2	2:B:45:PHE:HE2	14	0.13
(1,5712)	1:C:1897:GLN:HG2	1:C:1898:ARG:H	13	0.13
(1,5710)	1:C:1897:GLN:HA	1:C:1898:ARG:H	8	0.13
(1,5660)	1:C:1900:LEU:HD21	2:A:50:THR:HB	12	0.13
(1,5660)	1:C:1900:LEU:HD22	2:A:50:THR:HB	12	0.13
(1,5660)	1:C:1900:LEU:HD23	2:A:50:THR:HB	12	0.13
(1,5657)	1:C:1900:LEU:HD11	2:A:46:LEU:HA	7	0.13
(1,5657)	1:C:1900:LEU:HD12	2:A:46:LEU:HA	7	0.13

Continued on next page...

Continued from previous page...

Key	Atom-1	Atom-2	Model ID	Violation (Å)
(1,5657)	1:C:1900:LEU:HD13	2:A:46:LEU:HA	7	0.13
(1,5657)	1:C:1900:LEU:HD11	2:A:43:PRO:HA	7	0.13
(1,5657)	1:C:1900:LEU:HD12	2:A:43:PRO:HA	7	0.13
(1,5657)	1:C:1900:LEU:HD13	2:A:43:PRO:HA	7	0.13
(1,5654)	1:C:1900:LEU:HD21	2:A:78:PHE:HE1	5	0.13
(1,5654)	1:C:1900:LEU:HD21	2:A:78:PHE:HE2	5	0.13
(1,5654)	1:C:1900:LEU:HD22	2:A:78:PHE:HE1	5	0.13
(1,5654)	1:C:1900:LEU:HD22	2:A:78:PHE:HE2	5	0.13
(1,5654)	1:C:1900:LEU:HD23	2:A:78:PHE:HE1	5	0.13
(1,5654)	1:C:1900:LEU:HD23	2:A:78:PHE:HE2	5	0.13
(1,5654)	1:C:1900:LEU:HD21	2:A:78:PHE:HE1	12	0.13
(1,5654)	1:C:1900:LEU:HD21	2:A:78:PHE:HE2	12	0.13
(1,5654)	1:C:1900:LEU:HD22	2:A:78:PHE:HE1	12	0.13
(1,5654)	1:C:1900:LEU:HD22	2:A:78:PHE:HE2	12	0.13
(1,5654)	1:C:1900:LEU:HD23	2:A:78:PHE:HE1	12	0.13
(1,5654)	1:C:1900:LEU:HD23	2:A:78:PHE:HE2	12	0.13
(1,5652)	1:C:1900:LEU:HD21	2:A:59:MET:H	13	0.13
(1,5652)	1:C:1900:LEU:HD22	2:A:59:MET:H	13	0.13
(1,5652)	1:C:1900:LEU:HD23	2:A:59:MET:H	13	0.13
(1,5652)	1:C:1900:LEU:HD21	2:A:59:MET:H	17	0.13
(1,5652)	1:C:1900:LEU:HD22	2:A:59:MET:H	17	0.13
(1,5652)	1:C:1900:LEU:HD23	2:A:59:MET:H	17	0.13
(1,5652)	1:C:1900:LEU:HD21	2:A:59:MET:H	18	0.13
(1,5652)	1:C:1900:LEU:HD22	2:A:59:MET:H	18	0.13
(1,5652)	1:C:1900:LEU:HD23	2:A:59:MET:H	18	0.13
(1,5650)	1:C:1900:LEU:HD11	2:A:59:MET:H	4	0.13
(1,5650)	1:C:1900:LEU:HD12	2:A:59:MET:H	4	0.13
(1,5650)	1:C:1900:LEU:HD13	2:A:59:MET:H	4	0.13
(1,5639)	1:C:1901:GLU:HB2	1:C:1905:GLU:HB2	16	0.13
(1,5639)	1:C:1901:GLU:HB2	1:C:1905:GLU:HB3	16	0.13
(1,5624)	1:C:1903:ALA:HB1	2:A:85:MET:HB3	20	0.13
(1,5624)	1:C:1903:ALA:HB2	2:A:85:MET:HB3	20	0.13
(1,5624)	1:C:1903:ALA:HB3	2:A:85:MET:HB3	20	0.13
(1,5621)	1:C:1903:ALA:HB1	1:C:1899:GLU:HG3	19	0.13
(1,5621)	1:C:1903:ALA:HB2	1:C:1899:GLU:HG3	19	0.13
(1,5621)	1:C:1903:ALA:HB3	1:C:1899:GLU:HG3	19	0.13
(1,5542)	1:C:1907:ALA:HB1	2:A:62:LEU:HD23	4	0.13
(1,5542)	1:C:1907:ALA:HB2	2:A:62:LEU:HD23	4	0.13
(1,5542)	1:C:1907:ALA:HB3	2:A:62:LEU:HD23	4	0.13
(1,5542)	1:C:1907:ALA:HB1	2:A:62:LEU:HD22	4	0.13
(1,5542)	1:C:1907:ALA:HB2	2:A:62:LEU:HD22	4	0.13
(1,5542)	1:C:1907:ALA:HB3	2:A:62:LEU:HD22	4	0.13

Continued on next page...

Continued from previous page...

Key	Atom-1	Atom-2	Model ID	Violation (Å)
(1,5542)	1:C:1907:ALA:HB1	2:A:62:LEU:HD21	4	0.13
(1,5542)	1:C:1907:ALA:HB2	2:A:62:LEU:HD21	4	0.13
(1,5542)	1:C:1907:ALA:HB3	2:A:62:LEU:HD21	4	0.13
(1,5525)	1:C:1909:ALA:HB1	1:C:1912:ARG:HB3	5	0.13
(1,5525)	1:C:1909:ALA:HB2	1:C:1912:ARG:HB3	5	0.13
(1,5525)	1:C:1909:ALA:HB3	1:C:1912:ARG:HB3	5	0.13
(1,5525)	1:C:1909:ALA:HB1	1:C:1912:ARG:HB3	14	0.13
(1,5525)	1:C:1909:ALA:HB2	1:C:1912:ARG:HB3	14	0.13
(1,5525)	1:C:1909:ALA:HB3	1:C:1912:ARG:HB3	14	0.13
(1,5486)	1:C:1910:MET:HE1	2:B:77:VAL:HG12	8	0.13
(1,5486)	1:C:1910:MET:HE2	2:B:77:VAL:HG12	8	0.13
(1,5486)	1:C:1910:MET:HE3	2:B:77:VAL:HG12	8	0.13
(1,5486)	1:C:1910:MET:HE1	2:B:77:VAL:HG13	8	0.13
(1,5486)	1:C:1910:MET:HE2	2:B:77:VAL:HG13	8	0.13
(1,5486)	1:C:1910:MET:HE3	2:B:77:VAL:HG13	8	0.13
(1,5486)	1:C:1910:MET:HE1	2:B:77:VAL:HG11	8	0.13
(1,5486)	1:C:1910:MET:HE2	2:B:77:VAL:HG11	8	0.13
(1,5486)	1:C:1910:MET:HE3	2:B:77:VAL:HG11	8	0.13
(1,5486)	1:C:1910:MET:HE1	1:C:1914:VAL:HG11	8	0.13
(1,5486)	1:C:1910:MET:HE1	1:C:1914:VAL:HG12	8	0.13
(1,5486)	1:C:1910:MET:HE1	1:C:1914:VAL:HG13	8	0.13
(1,5486)	1:C:1910:MET:HE2	1:C:1914:VAL:HG11	8	0.13
(1,5486)	1:C:1910:MET:HE2	1:C:1914:VAL:HG12	8	0.13
(1,5486)	1:C:1910:MET:HE2	1:C:1914:VAL:HG13	8	0.13
(1,5486)	1:C:1910:MET:HE3	1:C:1914:VAL:HG11	8	0.13
(1,5486)	1:C:1910:MET:HE3	1:C:1914:VAL:HG12	8	0.13
(1,5486)	1:C:1910:MET:HE3	1:C:1914:VAL:HG13	8	0.13
(1,5406)	1:C:1914:VAL:HG11	1:C:1918:LYS:HA	6	0.13
(1,5406)	1:C:1914:VAL:HG12	1:C:1918:LYS:HA	6	0.13
(1,5406)	1:C:1914:VAL:HG13	1:C:1918:LYS:HA	6	0.13
(1,5401)	1:C:1914:VAL:HG21	2:B:85:MET:HB2	1	0.13
(1,5401)	1:C:1914:VAL:HG22	2:B:85:MET:HB2	1	0.13
(1,5401)	1:C:1914:VAL:HG23	2:B:85:MET:HB2	1	0.13
(1,5401)	1:C:1914:VAL:HG21	2:B:85:MET:HB2	20	0.13
(1,5401)	1:C:1914:VAL:HG22	2:B:85:MET:HB2	20	0.13
(1,5401)	1:C:1914:VAL:HG23	2:B:85:MET:HB2	20	0.13
(1,5349)	1:C:1917:LEU:HD11	1:C:1921:LEU:HD11	20	0.13
(1,5349)	1:C:1917:LEU:HD11	1:C:1921:LEU:HD12	20	0.13
(1,5349)	1:C:1917:LEU:HD11	1:C:1921:LEU:HD13	20	0.13
(1,5349)	1:C:1917:LEU:HD12	1:C:1921:LEU:HD11	20	0.13
(1,5349)	1:C:1917:LEU:HD12	1:C:1921:LEU:HD12	20	0.13
(1,5349)	1:C:1917:LEU:HD12	1:C:1921:LEU:HD13	20	0.13

Continued on next page...

Continued from previous page...

Key	Atom-1	Atom-2	Model ID	Violation (Å)
(1,5349)	1:C:1917:LEU:HD13	1:C:1921:LEU:HD11	20	0.13
(1,5349)	1:C:1917:LEU:HD13	1:C:1921:LEU:HD12	20	0.13
(1,5349)	1:C:1917:LEU:HD13	1:C:1921:LEU:HD13	20	0.13
(1,5346)	1:C:1917:LEU:HD11	1:C:1917:LEU:HA	10	0.13
(1,5346)	1:C:1917:LEU:HD12	1:C:1917:LEU:HA	10	0.13
(1,5346)	1:C:1917:LEU:HD13	1:C:1917:LEU:HA	10	0.13
(1,533)	2:A:78:PHE:HA	2:A:62:LEU:HD12	13	0.13
(1,533)	2:A:78:PHE:HA	2:A:62:LEU:HD13	13	0.13
(1,533)	2:A:78:PHE:HA	2:A:62:LEU:HD11	13	0.13
(1,5322)	1:C:1918:LYS:HB2	2:B:84:MET:HA	6	0.13
(1,525)	2:B:79:LEU:HD21	2:B:82:ILE:HB	2	0.13
(1,525)	2:B:79:LEU:HD22	2:B:82:ILE:HB	2	0.13
(1,525)	2:B:79:LEU:HD21	2:B:82:ILE:HB	11	0.13
(1,525)	2:B:79:LEU:HD22	2:B:82:ILE:HB	11	0.13
(1,525)	2:B:79:LEU:HD21	2:B:82:ILE:HB	13	0.13
(1,525)	2:B:79:LEU:HD22	2:B:82:ILE:HB	13	0.13
(1,525)	2:B:79:LEU:HD21	2:B:82:ILE:HB	19	0.13
(1,525)	2:B:79:LEU:HD22	2:B:82:ILE:HB	19	0.13
(1,5191)	1:C:1929:VAL:HG11	1:C:1931:PRO:HD3	18	0.13
(1,5191)	1:C:1929:VAL:HG12	1:C:1931:PRO:HD3	18	0.13
(1,5191)	1:C:1929:VAL:HG13	1:C:1931:PRO:HD3	18	0.13
(1,5178)	1:C:1929:VAL:HG11	2:B:45:PHE:HA	17	0.13
(1,5178)	1:C:1929:VAL:HG12	2:B:45:PHE:HA	17	0.13
(1,5178)	1:C:1929:VAL:HG13	2:B:45:PHE:HA	17	0.13
(1,5169)	1:C:1929:VAL:HG11	2:B:48:LYS:H	3	0.13
(1,5169)	1:C:1929:VAL:HG12	2:B:48:LYS:H	3	0.13
(1,5169)	1:C:1929:VAL:HG13	2:B:48:LYS:H	3	0.13
(1,5169)	1:C:1929:VAL:HG11	2:B:48:LYS:H	12	0.13
(1,5169)	1:C:1929:VAL:HG12	2:B:48:LYS:H	12	0.13
(1,5169)	1:C:1929:VAL:HG13	2:B:48:LYS:H	12	0.13
(1,5162)	1:C:1930:VAL:HG21	2:B:90:PHE:HB3	17	0.13
(1,5162)	1:C:1930:VAL:HG22	2:B:90:PHE:HB3	17	0.13
(1,5162)	1:C:1930:VAL:HG23	2:B:90:PHE:HB3	17	0.13
(1,5120)	1:C:1934:MET:HE1	2:A:9:LEU:HD12	6	0.13
(1,5120)	1:C:1934:MET:HE2	2:A:9:LEU:HD12	6	0.13
(1,5120)	1:C:1934:MET:HE3	2:A:9:LEU:HD12	6	0.13
(1,5120)	1:C:1934:MET:HE1	2:A:9:LEU:HD13	6	0.13
(1,5120)	1:C:1934:MET:HE2	2:A:9:LEU:HD13	6	0.13
(1,5120)	1:C:1934:MET:HE3	2:A:9:LEU:HD13	6	0.13
(1,5120)	1:C:1934:MET:HE1	2:A:9:LEU:HD11	6	0.13
(1,5120)	1:C:1934:MET:HE2	2:A:9:LEU:HD11	6	0.13
(1,5120)	1:C:1934:MET:HE3	2:A:9:LEU:HD11	6	0.13

Continued on next page...

Continued from previous page...

Key	Atom-1	Atom-2	Model ID	Violation (Å)
(1,5120)	1:C:1934:MET:HE1	2:A:9:LEU:HD12	14	0.13
(1,5120)	1:C:1934:MET:HE2	2:A:9:LEU:HD12	14	0.13
(1,5120)	1:C:1934:MET:HE3	2:A:9:LEU:HD12	14	0.13
(1,5120)	1:C:1934:MET:HE1	2:A:9:LEU:HD13	14	0.13
(1,5120)	1:C:1934:MET:HE2	2:A:9:LEU:HD13	14	0.13
(1,5120)	1:C:1934:MET:HE3	2:A:9:LEU:HD13	14	0.13
(1,5120)	1:C:1934:MET:HE1	2:A:9:LEU:HD11	14	0.13
(1,5120)	1:C:1934:MET:HE2	2:A:9:LEU:HD11	14	0.13
(1,5120)	1:C:1934:MET:HE3	2:A:9:LEU:HD11	14	0.13
(1,5101)	1:C:1935:ALA:HB1	2:B:45:PHE:HD1	3	0.13
(1,5101)	1:C:1935:ALA:HB1	2:B:45:PHE:HD2	3	0.13
(1,5101)	1:C:1935:ALA:HB2	2:B:45:PHE:HD1	3	0.13
(1,5101)	1:C:1935:ALA:HB2	2:B:45:PHE:HD2	3	0.13
(1,5101)	1:C:1935:ALA:HB3	2:B:45:PHE:HD1	3	0.13
(1,5101)	1:C:1935:ALA:HB3	2:B:45:PHE:HD2	3	0.13
(1,5092)	1:C:1898:ARG:H	1:C:1897:GLN:HG3	12	0.13
(1,5092)	1:C:1898:ARG:H	1:C:1897:GLN:HG2	12	0.13
(1,5089)	1:C:1898:ARG:H	1:C:1898:ARG:HB3	4	0.13
(1,506)	2:B:79:LEU:HD22	2:B:75:TYR:HE1	3	0.13
(1,506)	2:B:79:LEU:HD22	2:B:75:TYR:HE2	3	0.13
(1,506)	2:B:79:LEU:HD22	2:B:75:TYR:HE1	9	0.13
(1,506)	2:B:79:LEU:HD22	2:B:75:TYR:HE2	9	0.13
(1,506)	2:B:79:LEU:HD22	2:B:75:TYR:HE1	10	0.13
(1,506)	2:B:79:LEU:HD22	2:B:75:TYR:HE2	10	0.13
(1,506)	2:B:79:LEU:HD22	2:B:75:TYR:HE1	15	0.13
(1,506)	2:B:79:LEU:HD22	2:B:75:TYR:HE2	15	0.13
(1,506)	2:B:79:LEU:HD22	2:B:75:TYR:HE1	20	0.13
(1,506)	2:B:79:LEU:HD22	2:B:75:TYR:HE2	20	0.13
(1,5021)	1:C:1907:ALA:H	2:A:61:ASN:HA	9	0.13
(1,5009)	1:C:1909:ALA:H	1:C:1905:GLU:HB3	17	0.13
(1,5009)	1:C:1909:ALA:H	1:C:1905:GLU:HB2	17	0.13
(1,4982)	1:C:1911:ASN:HD22	1:C:1915:SER:HA	13	0.13
(1,4982)	1:C:1911:ASN:HD22	2:B:84:MET:HA	13	0.13
(1,4946)	1:C:1913:GLU:H	1:C:1912:ARG:HB2	11	0.13
(1,4928)	1:C:1916:SER:H	1:C:1916:SER:HB3	5	0.13
(1,4907)	1:C:1918:LYS:H	1:C:1910:MET:HG3	16	0.13
(1,4907)	1:C:1918:LYS:H	1:C:1922:ARG:HB3	16	0.13
(1,4907)	1:C:1918:LYS:H	1:C:1910:MET:HE1	16	0.13
(1,4907)	1:C:1918:LYS:H	1:C:1910:MET:HE2	16	0.13
(1,4907)	1:C:1918:LYS:H	1:C:1910:MET:HE3	16	0.13
(1,4907)	1:C:1918:LYS:H	1:C:1910:MET:HG2	16	0.13
(1,4899)	1:C:1919:ASN:H	1:C:1922:ARG:HB3	5	0.13

Continued on next page...

Continued from previous page...

Key	Atom-1	Atom-2	Model ID	Violation (Å)
(1,4899)	1:C:1919:ASN:H	1:C:1922:ARG:HB3	20	0.13
(1,4717)	1:C:1898:ARG:H	1:C:1898:ARG:HB2	11	0.13
(1,4691)	2:B:74:GLU:HG3	1:C:1921:LEU:HD11	8	0.13
(1,4691)	2:B:74:GLU:HG3	1:C:1921:LEU:HD12	8	0.13
(1,4691)	2:B:74:GLU:HG3	1:C:1921:LEU:HD13	8	0.13
(1,4691)	2:B:76:CYS:HB3	1:C:1921:LEU:HD11	8	0.13
(1,4691)	2:B:76:CYS:HB3	1:C:1921:LEU:HD12	8	0.13
(1,4691)	2:B:76:CYS:HB3	1:C:1921:LEU:HD13	8	0.13
(1,4691)	2:B:74:GLU:HG3	1:C:1926:LEU:HD11	8	0.13
(1,4691)	2:B:74:GLU:HG3	1:C:1926:LEU:HD12	8	0.13
(1,4691)	2:B:74:GLU:HG3	1:C:1926:LEU:HD13	8	0.13
(1,4691)	2:B:74:GLU:HG3	1:C:1921:LEU:HD11	9	0.13
(1,4691)	2:B:74:GLU:HG3	1:C:1921:LEU:HD12	9	0.13
(1,4691)	2:B:74:GLU:HG3	1:C:1921:LEU:HD13	9	0.13
(1,4691)	2:B:76:CYS:HB3	1:C:1921:LEU:HD11	9	0.13
(1,4691)	2:B:76:CYS:HB3	1:C:1921:LEU:HD12	9	0.13
(1,4691)	2:B:76:CYS:HB3	1:C:1921:LEU:HD13	9	0.13
(1,4691)	2:B:74:GLU:HG3	1:C:1926:LEU:HD11	9	0.13
(1,4691)	2:B:74:GLU:HG3	1:C:1926:LEU:HD12	9	0.13
(1,4691)	2:B:74:GLU:HG3	1:C:1926:LEU:HD13	9	0.13
(1,4589)	1:C:1918:LYS:HD2	1:C:1915:SER:HB2	14	0.13
(1,4589)	1:C:1918:LYS:HD2	1:C:1915:SER:HB2	16	0.13
(1,4589)	1:C:1918:LYS:HD2	1:C:1915:SER:HB2	17	0.13
(1,4562)	1:C:1917:LEU:HD11	1:C:1917:LEU:HA	10	0.13
(1,4562)	1:C:1917:LEU:HD12	1:C:1917:LEU:HA	10	0.13
(1,4562)	1:C:1917:LEU:HD13	1:C:1917:LEU:HA	10	0.13
(1,4484)	2:B:57:LYS:HD3	1:C:1924:GLY:H	2	0.13
(1,4484)	2:A:83:ALA:HB3	1:C:1909:ALA:H	2	0.13
(1,4484)	2:A:83:ALA:HB2	1:C:1909:ALA:H	2	0.13
(1,4484)	2:A:83:ALA:HB1	1:C:1909:ALA:H	2	0.13
(1,4484)	2:A:87:ASN:HB3	1:C:1909:ALA:H	2	0.13
(1,4484)	1:C:1898:ARG:HG2	1:C:1909:ALA:H	2	0.13
(1,4484)	1:C:1898:ARG:HG3	1:C:1909:ALA:H	2	0.13
(1,4483)	2:B:45:PHE:H	1:C:1930:VAL:HA	4	0.13
(1,4483)	2:B:45:PHE:H	1:C:1930:VAL:HA	6	0.13
(1,4483)	2:B:45:PHE:H	1:C:1930:VAL:HA	7	0.13
(1,4483)	2:B:45:PHE:H	1:C:1930:VAL:HA	13	0.13
(1,4483)	2:B:45:PHE:H	1:C:1930:VAL:HA	16	0.13
(1,4483)	2:B:45:PHE:H	1:C:1930:VAL:HA	19	0.13
(1,4313)	1:C:1913:GLU:H	1:C:1912:ARG:HB2	11	0.13
(1,4246)	1:C:1924:GLY:H	1:C:1923:ARG:HB3	10	0.13
(1,4167)	2:B:54:ALA:HB3	1:C:1927:PRO:HB3	1	0.13

Continued on next page...

Continued from previous page...

Key	Atom-1	Atom-2	Model ID	Violation (Å)
(1,4167)	2:B:54:ALA:HB1	1:C:1927:PRO:HB3	1	0.13
(1,4167)	2:B:54:ALA:HB2	1:C:1927:PRO:HB3	1	0.13
(1,4167)	2:B:54:ALA:HB3	1:C:1927:PRO:HB2	1	0.13
(1,4167)	2:B:54:ALA:HB1	1:C:1927:PRO:HB2	1	0.13
(1,4167)	2:B:54:ALA:HB3	1:C:1927:PRO:HB3	16	0.13
(1,4167)	2:B:54:ALA:HB1	1:C:1927:PRO:HB3	16	0.13
(1,4167)	2:B:54:ALA:HB2	1:C:1927:PRO:HB3	16	0.13
(1,4167)	2:B:54:ALA:HB3	1:C:1927:PRO:HB2	16	0.13
(1,4167)	2:B:54:ALA:HB1	1:C:1927:PRO:HB2	16	0.13
(1,4164)	2:B:54:ALA:HB3	1:C:1928:PHE:HD1	15	0.13
(1,4164)	2:B:54:ALA:HB3	1:C:1928:PHE:HD2	15	0.13
(1,4164)	2:B:54:ALA:HB1	1:C:1928:PHE:HD1	15	0.13
(1,4164)	2:B:54:ALA:HB1	1:C:1928:PHE:HD2	15	0.13
(1,4164)	2:B:54:ALA:HB2	1:C:1928:PHE:HD1	15	0.13
(1,4164)	2:B:54:ALA:HB2	1:C:1928:PHE:HD2	15	0.13
(1,4164)	2:B:54:ALA:HB3	1:C:1928:PHE:HE1	15	0.13
(1,4164)	2:B:54:ALA:HB3	1:C:1928:PHE:HE2	15	0.13
(1,4162)	2:A:54:ALA:HB2	1:C:1900:LEU:HB3	2	0.13
(1,4162)	2:A:54:ALA:HB3	1:C:1900:LEU:HB3	2	0.13
(1,4162)	2:A:54:ALA:HB1	1:C:1900:LEU:HB3	2	0.13
(1,4149)	2:B:61:ASN:HA	1:C:1921:LEU:HD11	17	0.13
(1,4149)	2:B:61:ASN:HA	1:C:1921:LEU:HD12	17	0.13
(1,4149)	2:B:61:ASN:HA	1:C:1921:LEU:HD13	17	0.13
(1,4105)	2:B:81:CYS:HB2	1:C:1917:LEU:HD11	12	0.13
(1,4105)	2:B:81:CYS:HB2	1:C:1917:LEU:HD12	12	0.13
(1,4105)	2:B:81:CYS:HB2	1:C:1917:LEU:HD13	12	0.13
(1,4105)	2:B:81:CYS:HB2	1:C:1914:VAL:HG11	12	0.13
(1,4105)	2:B:81:CYS:HB2	1:C:1914:VAL:HG12	12	0.13
(1,4105)	2:B:81:CYS:HB2	1:C:1914:VAL:HG13	12	0.13
(1,4088)	2:B:84:MET:HE3	1:C:1913:GLU:HG3	13	0.13
(1,4088)	2:B:84:MET:HE1	1:C:1913:GLU:HG3	13	0.13
(1,4088)	2:B:84:MET:HE2	1:C:1913:GLU:HG3	13	0.13
(1,4069)	2:B:85:MET:HE2	1:C:1922:ARG:H	2	0.13
(1,4065)	2:B:85:MET:HE1	1:C:1930:VAL:HA	15	0.13
(1,4065)	2:B:85:MET:HE3	1:C:1930:VAL:HA	15	0.13
(1,4065)	2:B:85:MET:HE2	1:C:1930:VAL:HA	15	0.13
(1,4062)	2:B:85:MET:HE3	1:C:1922:ARG:HD2	12	0.13
(1,4062)	2:B:85:MET:HE3	1:C:1922:ARG:HD3	12	0.13
(1,4062)	2:B:85:MET:HE1	1:C:1922:ARG:HD2	12	0.13
(1,4062)	2:B:85:MET:HE1	1:C:1922:ARG:HD3	12	0.13
(1,4061)	2:B:85:MET:HE1	1:C:1928:PHE:HB2	14	0.13
(1,4061)	2:B:85:MET:HE3	1:C:1928:PHE:HB2	14	0.13

Continued on next page...

Continued from previous page...

Key	Atom-1	Atom-2	Model ID	Violation (Å)
(1,4055)	2:B:85:MET:HE2	1:C:1918:LYS:HG2	6	0.13
(1,4055)	2:B:85:MET:HE2	1:C:1918:LYS:HG2	20	0.13
(1,4054)	2:B:85:MET:HE2	1:C:1921:LEU:HD11	19	0.13
(1,4054)	2:B:85:MET:HE2	1:C:1921:LEU:HD12	19	0.13
(1,4054)	2:B:85:MET:HE2	1:C:1921:LEU:HD13	19	0.13
(1,4054)	2:B:85:MET:HE1	1:C:1921:LEU:HD11	19	0.13
(1,4054)	2:B:85:MET:HE1	1:C:1921:LEU:HD12	19	0.13
(1,4054)	2:B:85:MET:HE1	1:C:1921:LEU:HD13	19	0.13
(1,4054)	2:B:85:MET:HE3	1:C:1921:LEU:HD11	19	0.13
(1,4054)	2:B:85:MET:HE3	1:C:1921:LEU:HD12	19	0.13
(1,4054)	2:B:85:MET:HE3	1:C:1921:LEU:HD13	19	0.13
(1,4049)	2:A:85:MET:HE2	1:C:1899:GLU:H	10	0.13
(1,4049)	2:A:85:MET:HE3	1:C:1899:GLU:H	10	0.13
(1,4049)	2:A:85:MET:HE1	1:C:1899:GLU:H	10	0.13
(1,4046)	2:A:85:MET:HE2	1:C:1899:GLU:HB3	6	0.13
(1,4046)	2:A:85:MET:HE1	1:C:1899:GLU:HB3	6	0.13
(1,4046)	2:A:85:MET:HE3	1:C:1899:GLU:HB3	6	0.13
(1,4046)	2:A:85:MET:HE2	1:C:1899:GLU:HB3	13	0.13
(1,4046)	2:A:85:MET:HE1	1:C:1899:GLU:HB3	13	0.13
(1,4046)	2:A:85:MET:HE3	1:C:1899:GLU:HB3	13	0.13
(1,4023)	2:B:38:LEU:HD22	1:C:1929:VAL:HG21	9	0.13
(1,4023)	2:B:38:LEU:HD22	1:C:1929:VAL:HG22	9	0.13
(1,4023)	2:B:38:LEU:HD22	1:C:1929:VAL:HG23	9	0.13
(1,4023)	2:B:38:LEU:HD23	1:C:1929:VAL:HG21	9	0.13
(1,4023)	2:B:38:LEU:HD23	1:C:1929:VAL:HG22	9	0.13
(1,4023)	2:B:38:LEU:HD23	1:C:1929:VAL:HG23	9	0.13
(1,4023)	2:B:38:LEU:HD21	1:C:1929:VAL:HG21	9	0.13
(1,4023)	2:B:38:LEU:HD21	1:C:1929:VAL:HG22	9	0.13
(1,4023)	2:B:38:LEU:HD21	1:C:1929:VAL:HG23	9	0.13
(1,4017)	2:B:38:LEU:HD22	1:C:1929:VAL:HG11	4	0.13
(1,4017)	2:B:38:LEU:HD22	1:C:1929:VAL:HG12	4	0.13
(1,4017)	2:B:38:LEU:HD22	1:C:1929:VAL:HG13	4	0.13
(1,4017)	2:B:38:LEU:HD23	1:C:1929:VAL:HG11	4	0.13
(1,4017)	2:B:38:LEU:HD23	1:C:1929:VAL:HG12	4	0.13
(1,4017)	2:B:38:LEU:HD23	1:C:1929:VAL:HG13	4	0.13
(1,4017)	2:B:38:LEU:HD21	1:C:1929:VAL:HG11	4	0.13
(1,4017)	2:B:38:LEU:HD21	1:C:1929:VAL:HG12	4	0.13
(1,4017)	2:B:38:LEU:HD21	1:C:1929:VAL:HG13	4	0.13
(1,4006)	2:B:58:LEU:HD13	1:C:1928:PHE:HE1	17	0.13
(1,4006)	2:B:58:LEU:HD13	1:C:1928:PHE:HE2	17	0.13
(1,4006)	2:B:58:LEU:HD11	1:C:1928:PHE:HE1	17	0.13
(1,4006)	2:B:58:LEU:HD11	1:C:1928:PHE:HE2	17	0.13

Continued on next page...

Continued from previous page...

Key	Atom-1	Atom-2	Model ID	Violation (Å)
(1,4006)	2:B:58:LEU:HD12	1:C:1928:PHE:HE1	17	0.13
(1,4006)	2:B:58:LEU:HD12	1:C:1928:PHE:HE2	17	0.13
(1,4006)	2:B:58:LEU:HD13	1:C:1928:PHE:HD1	17	0.13
(1,4006)	2:B:58:LEU:HD13	1:C:1928:PHE:HD2	17	0.13
(1,4006)	2:B:58:LEU:HD12	1:C:1928:PHE:HD1	17	0.13
(1,4006)	2:B:58:LEU:HD12	1:C:1928:PHE:HD2	17	0.13
(1,3990)	2:B:58:LEU:HD13	1:C:1929:VAL:HG21	1	0.13
(1,3990)	2:B:58:LEU:HD13	1:C:1929:VAL:HG22	1	0.13
(1,3990)	2:B:58:LEU:HD13	1:C:1929:VAL:HG23	1	0.13
(1,3990)	2:B:58:LEU:HD12	1:C:1929:VAL:HG21	1	0.13
(1,3990)	2:B:58:LEU:HD12	1:C:1929:VAL:HG22	1	0.13
(1,3990)	2:B:58:LEU:HD12	1:C:1929:VAL:HG23	1	0.13
(1,3990)	2:B:58:LEU:HD11	1:C:1929:VAL:HG21	1	0.13
(1,3990)	2:B:58:LEU:HD11	1:C:1929:VAL:HG22	1	0.13
(1,3990)	2:B:58:LEU:HD11	1:C:1929:VAL:HG23	1	0.13
(1,3990)	2:B:58:LEU:HD13	1:C:1929:VAL:HG21	17	0.13
(1,3990)	2:B:58:LEU:HD13	1:C:1929:VAL:HG22	17	0.13
(1,3990)	2:B:58:LEU:HD13	1:C:1929:VAL:HG23	17	0.13
(1,3990)	2:B:58:LEU:HD12	1:C:1929:VAL:HG21	17	0.13
(1,3990)	2:B:58:LEU:HD12	1:C:1929:VAL:HG22	17	0.13
(1,3990)	2:B:58:LEU:HD12	1:C:1929:VAL:HG23	17	0.13
(1,3990)	2:B:58:LEU:HD11	1:C:1929:VAL:HG21	17	0.13
(1,3990)	2:B:58:LEU:HD11	1:C:1929:VAL:HG22	17	0.13
(1,3990)	2:B:58:LEU:HD11	1:C:1929:VAL:HG23	17	0.13
(1,3990)	2:B:58:LEU:HD13	1:C:1929:VAL:HG21	18	0.13
(1,3990)	2:B:58:LEU:HD13	1:C:1929:VAL:HG22	18	0.13
(1,3990)	2:B:58:LEU:HD13	1:C:1929:VAL:HG23	18	0.13
(1,3990)	2:B:58:LEU:HD12	1:C:1929:VAL:HG21	18	0.13
(1,3990)	2:B:58:LEU:HD12	1:C:1929:VAL:HG22	18	0.13
(1,3990)	2:B:58:LEU:HD12	1:C:1929:VAL:HG23	18	0.13
(1,3990)	2:B:58:LEU:HD11	1:C:1929:VAL:HG21	18	0.13
(1,3990)	2:B:58:LEU:HD11	1:C:1929:VAL:HG22	18	0.13
(1,3990)	2:B:58:LEU:HD11	1:C:1929:VAL:HG23	18	0.13
(1,3979)	2:B:62:LEU:HD13	1:C:1918:LYS:HD3	2	0.13
(1,3979)	2:B:62:LEU:HD12	1:C:1918:LYS:HD3	2	0.13
(1,3979)	2:B:62:LEU:HD11	1:C:1918:LYS:HD3	2	0.13
(1,3979)	2:B:62:LEU:HD12	1:C:1920:LYS:HG3	2	0.13
(1,3979)	2:B:62:LEU:HD13	1:C:1920:LYS:HG3	2	0.13
(1,3979)	2:B:62:LEU:HD11	1:C:1920:LYS:HG3	2	0.13
(1,3979)	2:B:62:LEU:HD13	1:C:1918:LYS:HD3	12	0.13
(1,3979)	2:B:62:LEU:HD12	1:C:1918:LYS:HD3	12	0.13
(1,3979)	2:B:62:LEU:HD11	1:C:1918:LYS:HD3	12	0.13

Continued on next page...

Continued from previous page...

Key	Atom-1	Atom-2	Model ID	Violation (Å)
(1,3979)	2:B:62:LEU:HD12	1:C:1920:LYS:HG3	12	0.13
(1,3979)	2:B:62:LEU:HD13	1:C:1920:LYS:HG3	12	0.13
(1,3979)	2:B:62:LEU:HD11	1:C:1920:LYS:HG3	12	0.13
(1,3924)	2:A:58:LEU:HD22	1:C:1900:LEU:HG	7	0.13
(1,3924)	2:A:58:LEU:HD21	1:C:1900:LEU:HG	7	0.13
(1,3924)	2:A:58:LEU:HD23	1:C:1900:LEU:HG	7	0.13
(1,3924)	2:A:58:LEU:HD22	1:C:1900:LEU:HG	19	0.13
(1,3924)	2:A:58:LEU:HD21	1:C:1900:LEU:HG	19	0.13
(1,3924)	2:A:58:LEU:HD23	1:C:1900:LEU:HG	19	0.13
(1,3924)	2:A:58:LEU:HD22	1:C:1900:LEU:HG	20	0.13
(1,3924)	2:A:58:LEU:HD21	1:C:1900:LEU:HG	20	0.13
(1,3924)	2:A:58:LEU:HD23	1:C:1900:LEU:HG	20	0.13
(1,3919)	2:A:58:LEU:HD12	1:C:1899:GLU:HG3	2	0.13
(1,3919)	2:A:58:LEU:HD13	1:C:1899:GLU:HG3	2	0.13
(1,3919)	2:A:58:LEU:HD11	1:C:1899:GLU:HG3	2	0.13
(1,3882)	2:A:19:TYR:HE1	2:A:36:GLU:HG2	14	0.13
(1,3882)	2:A:19:TYR:HE2	2:A:36:GLU:HG2	14	0.13
(1,3879)	2:B:72:PHE:HE1	2:B:75:TYR:HE1	5	0.13
(1,3879)	2:B:72:PHE:HE1	2:B:75:TYR:HE2	5	0.13
(1,3879)	2:B:72:PHE:HE2	2:B:75:TYR:HE1	5	0.13
(1,3879)	2:B:72:PHE:HE2	2:B:75:TYR:HE2	5	0.13
(1,3814)	2:B:95:ASP:H	2:B:94:PRO:HA	11	0.13
(1,3814)	2:B:95:ASP:H	2:B:94:PRO:HA	18	0.13
(1,376)	2:B:82:ILE:HG21	1:C:1929:VAL:HG11	3	0.13
(1,376)	2:B:82:ILE:HG21	1:C:1929:VAL:HG12	3	0.13
(1,376)	2:B:82:ILE:HG21	1:C:1929:VAL:HG13	3	0.13
(1,376)	2:B:82:ILE:HG23	1:C:1929:VAL:HG11	3	0.13
(1,376)	2:B:82:ILE:HG23	1:C:1929:VAL:HG12	3	0.13
(1,376)	2:B:82:ILE:HG23	1:C:1929:VAL:HG13	3	0.13
(1,376)	2:B:82:ILE:HG22	1:C:1929:VAL:HG11	3	0.13
(1,376)	2:B:82:ILE:HG22	1:C:1929:VAL:HG12	3	0.13
(1,376)	2:B:82:ILE:HG22	1:C:1929:VAL:HG13	3	0.13
(1,3716)	2:B:89:PHE:H	2:B:101:LYS:HG2	19	0.13
(1,3716)	2:B:89:PHE:H	2:B:101:LYS:HG3	19	0.13
(1,3673)	2:B:84:MET:H	2:A:72:PHE:HD1	10	0.13
(1,3673)	2:B:84:MET:H	2:A:72:PHE:HD2	10	0.13
(1,3587)	2:B:69:GLU:H	2:B:68:ASN:HA	2	0.13
(1,3539)	2:B:61:ASN:H	2:B:62:LEU:HG	1	0.13
(1,3539)	2:B:61:ASN:H	2:B:62:LEU:HG	5	0.13
(1,3539)	2:B:61:ASN:H	2:B:62:LEU:HG	8	0.13
(1,3539)	2:B:61:ASN:H	2:B:62:LEU:HG	9	0.13
(1,3539)	2:B:61:ASN:H	2:B:62:LEU:HG	10	0.13

Continued on next page...

Continued from previous page...

Key	Atom-1	Atom-2	Model ID	Violation (Å)
(1,3539)	2:B:61:ASN:H	2:B:62:LEU:HG	11	0.13
(1,3539)	2:B:61:ASN:H	2:B:62:LEU:HG	18	0.13
(1,3482)	2:B:52:GLU:H	2:B:51:ASP:HB3	1	0.13
(1,3420)	2:B:42:LEU:H	2:B:37:LEU:HB3	9	0.13
(1,3252)	2:B:2:ALA:H	2:B:4:PRO:HG3	20	0.13
(1,3252)	2:B:2:ALA:H	2:B:4:PRO:HB3	20	0.13
(1,3227)	2:A:95:ASP:H	2:A:93:PHE:HD1	7	0.13
(1,3227)	2:A:95:ASP:H	2:A:93:PHE:HD2	7	0.13
(1,3075)	2:A:74:GLU:H	2:A:70:VAL:HB	5	0.13
(1,3075)	2:A:74:GLU:H	2:A:70:VAL:HB	10	0.13
(1,3075)	2:A:74:GLU:H	2:A:70:VAL:HB	12	0.13
(1,3067)	2:A:73:GLN:H	2:A:75:TYR:H	10	0.13
(1,2904)	2:A:51:ASP:H	2:A:46:LEU:HB3	1	0.13
(1,2887)	2:A:49:ARG:H	2:A:49:ARG:HB3	4	0.13
(1,2887)	2:A:49:ARG:H	2:A:49:ARG:HB3	18	0.13
(1,2610)	2:A:2:ALA:H	2:B:2:ALA:HB3	1	0.13
(1,2610)	2:A:2:ALA:H	2:B:2:ALA:HB2	1	0.13
(1,2610)	2:A:2:ALA:H	2:B:2:ALA:HB1	1	0.13
(1,2610)	2:A:2:ALA:H	2:B:2:ALA:HB3	20	0.13
(1,2610)	2:A:2:ALA:H	2:B:2:ALA:HB2	20	0.13
(1,2610)	2:A:2:ALA:H	2:B:2:ALA:HB1	20	0.13
(1,2575)	2:A:4:PRO:HA	2:B:7:LYS:HB3	6	0.13
(1,252)	2:B:84:MET:HE1	2:A:72:PHE:HD1	12	0.13
(1,252)	2:B:84:MET:HE1	2:A:72:PHE:HD2	12	0.13
(1,252)	2:B:84:MET:HE2	2:A:72:PHE:HD1	12	0.13
(1,252)	2:B:84:MET:HE2	2:A:72:PHE:HD2	12	0.13
(1,2498)	2:B:5:LEU:HD11	2:A:75:TYR:HE1	20	0.13
(1,2498)	2:B:5:LEU:HD11	2:A:75:TYR:HE2	20	0.13
(1,2498)	2:B:5:LEU:HD12	2:A:75:TYR:HE1	20	0.13
(1,2498)	2:B:5:LEU:HD12	2:A:75:TYR:HE2	20	0.13
(1,248)	2:B:84:MET:HE1	2:B:80:SER:HB3	1	0.13
(1,248)	2:B:84:MET:HE2	2:B:80:SER:HB3	1	0.13
(1,248)	2:B:84:MET:HE1	2:B:80:SER:HB3	16	0.13
(1,248)	2:B:84:MET:HE2	2:B:80:SER:HB3	16	0.13
(1,2353)	2:A:10:ASP:HA	2:A:13:VAL:HB	14	0.13
(1,235)	2:B:84:MET:HA	2:A:72:PHE:HE1	3	0.13
(1,235)	2:B:84:MET:HA	2:A:72:PHE:HE2	3	0.13
(1,235)	2:B:84:MET:HA	2:A:72:PHE:HE1	20	0.13
(1,235)	2:B:84:MET:HA	2:A:72:PHE:HE2	20	0.13
(1,2349)	2:A:11:VAL:HG23	2:A:15:THR:HA	7	0.13
(1,2349)	2:A:11:VAL:HG22	2:A:15:THR:HA	7	0.13
(1,2349)	2:A:11:VAL:HG21	2:A:15:THR:HA	7	0.13

Continued on next page...

Continued from previous page...

Key	Atom-1	Atom-2	Model ID	Violation (Å)
(1,2281)	2:B:12:MET:HE3	2:B:76:CYS:H	6	0.13
(1,2281)	2:B:12:MET:HE2	2:B:76:CYS:H	6	0.13
(1,2281)	2:B:12:MET:HE1	2:B:76:CYS:H	6	0.13
(1,2280)	2:B:12:MET:HE3	2:A:84:MET:H	9	0.13
(1,2280)	2:B:12:MET:HE2	2:A:84:MET:H	9	0.13
(1,2280)	2:B:12:MET:HE1	2:A:84:MET:H	9	0.13
(1,2279)	2:B:12:MET:HE2	2:A:83:ALA:H	2	0.13
(1,2279)	2:B:12:MET:HE3	2:A:83:ALA:H	2	0.13
(1,2279)	2:B:12:MET:HE1	2:A:83:ALA:H	2	0.13
(1,2279)	2:B:12:MET:HE2	2:A:83:ALA:H	6	0.13
(1,2279)	2:B:12:MET:HE3	2:A:83:ALA:H	6	0.13
(1,2279)	2:B:12:MET:HE1	2:A:83:ALA:H	6	0.13
(1,2279)	2:B:12:MET:HE2	2:A:83:ALA:H	15	0.13
(1,2279)	2:B:12:MET:HE3	2:A:83:ALA:H	15	0.13
(1,2279)	2:B:12:MET:HE1	2:A:83:ALA:H	15	0.13
(1,2233)	2:A:13:VAL:HG23	2:B:87:ASN:H	17	0.13
(1,2233)	2:A:13:VAL:HG21	2:B:87:ASN:H	17	0.13
(1,2233)	2:A:13:VAL:HG22	2:B:87:ASN:H	17	0.13
(1,2199)	2:A:15:THR:HG23	2:B:5:LEU:HD11	6	0.13
(1,2199)	2:A:15:THR:HG23	2:B:5:LEU:HD12	6	0.13
(1,2199)	2:A:15:THR:HG21	2:B:5:LEU:HD12	6	0.13
(1,2199)	2:A:15:THR:HG23	2:B:5:LEU:HD13	6	0.13
(1,2199)	2:A:15:THR:HG21	2:B:5:LEU:HD11	6	0.13
(1,2199)	2:A:15:THR:HG21	2:B:5:LEU:HD13	6	0.13
(1,2199)	2:A:15:THR:HG22	2:B:5:LEU:HD11	6	0.13
(1,2199)	2:A:15:THR:HG22	2:B:5:LEU:HD12	6	0.13
(1,2110)	2:B:19:TYR:HA	2:B:22:LYS:HD2	1	0.13
(1,2087)	2:A:22:LYS:HB2	2:A:19:TYR:HA	3	0.13
(1,2086)	2:B:22:LYS:HB2	2:B:19:TYR:HA	3	0.13
(1,2065)	2:B:26:LYS:HD3	2:B:28:LYS:H	7	0.13
(1,2065)	2:B:26:LYS:HD2	2:B:28:LYS:H	7	0.13
(1,2045)	2:A:28:LYS:HA	2:A:75:TYR:HD1	19	0.13
(1,2045)	2:A:28:LYS:HA	2:A:75:TYR:HD2	19	0.13
(1,2013)	2:B:29:LEU:HD11	2:B:75:TYR:HD1	3	0.13
(1,2013)	2:B:29:LEU:HD11	2:B:75:TYR:HD2	3	0.13
(1,2013)	2:B:29:LEU:HD13	2:B:75:TYR:HD1	3	0.13
(1,2013)	2:B:29:LEU:HD13	2:B:75:TYR:HD2	3	0.13
(1,2013)	2:B:29:LEU:HD12	2:B:75:TYR:HD1	3	0.13
(1,2013)	2:B:29:LEU:HD12	2:B:75:TYR:HD2	3	0.13
(1,1962)	2:B:34:LEU:HD23	2:B:62:LEU:HD22	9	0.13
(1,1962)	2:B:34:LEU:HD23	2:B:62:LEU:HD21	9	0.13
(1,1962)	2:B:34:LEU:HD23	2:B:62:LEU:HD23	9	0.13

Continued on next page...

Continued from previous page...

Key	Atom-1	Atom-2	Model ID	Violation (Å)
(1,1962)	2:B:34:LEU:HD22	2:B:62:LEU:HD22	9	0.13
(1,1962)	2:B:34:LEU:HD22	2:B:62:LEU:HD21	9	0.13
(1,1962)	2:B:34:LEU:HD22	2:B:62:LEU:HD23	9	0.13
(1,1962)	2:B:34:LEU:HD21	2:B:62:LEU:HD22	9	0.13
(1,1962)	2:B:34:LEU:HD21	2:B:62:LEU:HD21	9	0.13
(1,1962)	2:B:34:LEU:HD23	2:B:62:LEU:HD22	11	0.13
(1,1962)	2:B:34:LEU:HD23	2:B:62:LEU:HD21	11	0.13
(1,1962)	2:B:34:LEU:HD23	2:B:62:LEU:HD23	11	0.13
(1,1962)	2:B:34:LEU:HD22	2:B:62:LEU:HD22	11	0.13
(1,1962)	2:B:34:LEU:HD22	2:B:62:LEU:HD21	11	0.13
(1,1962)	2:B:34:LEU:HD22	2:B:62:LEU:HD23	11	0.13
(1,1962)	2:B:34:LEU:HD21	2:B:62:LEU:HD22	11	0.13
(1,1962)	2:B:34:LEU:HD21	2:B:62:LEU:HD21	11	0.13
(1,1956)	2:B:34:LEU:HD21	2:B:38:LEU:HB2	8	0.13
(1,1956)	2:B:34:LEU:HD23	2:B:38:LEU:HB2	8	0.13
(1,1956)	2:B:34:LEU:HD22	2:B:38:LEU:HB2	8	0.13
(1,1956)	2:B:34:LEU:HD21	2:B:38:LEU:HB2	14	0.13
(1,1956)	2:B:34:LEU:HD23	2:B:38:LEU:HB2	14	0.13
(1,1956)	2:B:34:LEU:HD22	2:B:38:LEU:HB2	14	0.13
(1,1956)	2:B:34:LEU:HD21	2:B:38:LEU:HB2	18	0.13
(1,1956)	2:B:34:LEU:HD23	2:B:38:LEU:HB2	18	0.13
(1,1956)	2:B:34:LEU:HD22	2:B:38:LEU:HB2	18	0.13
(1,1954)	2:B:34:LEU:HD23	2:B:38:LEU:HG	1	0.13
(1,1954)	2:B:34:LEU:HD21	2:B:38:LEU:HG	1	0.13
(1,1954)	2:B:34:LEU:HD22	2:B:38:LEU:HG	1	0.13
(1,1918)	2:A:34:LEU:HD21	2:A:33:GLU:H	8	0.13
(1,1918)	2:A:34:LEU:HD23	2:A:33:GLU:H	8	0.13
(1,1903)	2:A:34:LEU:HD12	2:A:55:PHE:HD1	16	0.13
(1,1903)	2:A:34:LEU:HD12	2:A:55:PHE:HD2	16	0.13
(1,1903)	2:A:34:LEU:HD12	2:A:55:PHE:HE1	16	0.13
(1,1903)	2:A:34:LEU:HD12	2:A:55:PHE:HE2	16	0.13
(1,1903)	2:A:34:LEU:HD11	2:A:55:PHE:HD1	16	0.13
(1,1903)	2:A:34:LEU:HD11	2:A:55:PHE:HD2	16	0.13
(1,1903)	2:A:34:LEU:HD11	2:A:55:PHE:HE1	16	0.13
(1,1903)	2:A:34:LEU:HD11	2:A:55:PHE:HE2	16	0.13
(1,1903)	2:A:34:LEU:HD13	2:A:55:PHE:HE1	16	0.13
(1,1903)	2:A:34:LEU:HD13	2:A:55:PHE:HE2	16	0.13
(1,1854)	2:A:35:LYS:HE2	2:A:32:SER:HA	7	0.13
(1,1854)	2:A:35:LYS:HE3	2:A:32:SER:HA	7	0.13
(1,180)	2:B:85:MET:HE2	2:B:85:MET:H	5	0.13
(1,1736)	2:B:38:LEU:HD23	2:B:38:LEU:HA	15	0.13
(1,1736)	2:B:38:LEU:HD21	2:B:38:LEU:HA	15	0.13

Continued on next page...

Continued from previous page...

Key	Atom-1	Atom-2	Model ID	Violation (Å)
(1,1736)	2:B:38:LEU:HD22	2:B:38:LEU:HA	15	0.13
(1,1608)	2:B:42:LEU:HD13	2:A:9:LEU:H	4	0.13
(1,1608)	2:B:42:LEU:HD11	2:A:9:LEU:H	4	0.13
(1,1608)	2:B:42:LEU:HD12	2:A:9:LEU:H	4	0.13
(1,1597)	2:B:42:LEU:HD11	2:B:43:PRO:HD3	8	0.13
(1,1597)	2:B:42:LEU:HD12	2:B:43:PRO:HD3	8	0.13
(1,146)	2:A:85:MET:HE2	1:C:1900:LEU:HA	14	0.13
(1,146)	2:A:85:MET:HE3	1:C:1900:LEU:HA	14	0.13
(1,146)	2:A:85:MET:HE1	1:C:1900:LEU:HA	14	0.13
(1,1442)	2:B:48:LYS:HA	2:B:48:LYS:HG3	14	0.13
(1,1438)	2:A:48:LYS:HA	2:A:48:LYS:HD3	7	0.13
(1,1433)	2:A:48:LYS:HG3	2:A:49:ARG:H	16	0.13
(1,1433)	2:A:48:LYS:HG2	2:A:49:ARG:H	16	0.13
(1,1433)	2:A:48:LYS:HG3	2:A:49:ARG:H	18	0.13
(1,1433)	2:A:48:LYS:HG2	2:A:49:ARG:H	18	0.13
(1,1409)	2:A:49:ARG:HD3	2:A:54:ALA:HB2	14	0.13
(1,1409)	2:A:49:ARG:HD3	2:A:54:ALA:HB1	14	0.13
(1,1409)	2:A:49:ARG:HD3	2:A:54:ALA:HB3	14	0.13
(1,1361)	2:B:52:GLU:HG2	2:B:51:ASP:HB2	12	0.13
(1,1361)	2:B:52:GLU:HG3	2:B:51:ASP:HB2	12	0.13
(1,1347)	2:A:52:GLU:HG2	2:A:35:LYS:HD3	1	0.13
(1,1347)	2:A:52:GLU:HG2	2:A:35:LYS:HD2	1	0.13
(1,1347)	2:A:52:GLU:HG3	2:A:35:LYS:HD3	1	0.13
(1,1347)	2:A:52:GLU:HG3	2:A:35:LYS:HD2	1	0.13
(1,1303)	2:B:54:ALA:HB2	1:C:1928:PHE:HD1	15	0.13
(1,1303)	2:B:54:ALA:HB2	1:C:1928:PHE:HD2	15	0.13
(1,1303)	2:B:54:ALA:HB3	1:C:1928:PHE:HD1	15	0.13
(1,1303)	2:B:54:ALA:HB3	1:C:1928:PHE:HD2	15	0.13
(1,1303)	2:B:54:ALA:HB1	1:C:1928:PHE:HD1	15	0.13
(1,1303)	2:B:54:ALA:HB1	1:C:1928:PHE:HD2	15	0.13
(1,1303)	2:B:54:ALA:HB3	1:C:1928:PHE:HE1	15	0.13
(1,1303)	2:B:54:ALA:HB3	1:C:1928:PHE:HE2	15	0.13
(1,1302)	2:B:54:ALA:HB2	2:B:55:PHE:H	15	0.13
(1,1302)	2:B:54:ALA:HB1	2:B:55:PHE:H	15	0.13
(1,1302)	2:B:54:ALA:HB3	2:B:55:PHE:H	15	0.13
(1,1302)	2:B:54:ALA:HB2	2:B:55:PHE:H	20	0.13
(1,1302)	2:B:54:ALA:HB1	2:B:55:PHE:H	20	0.13
(1,1302)	2:B:54:ALA:HB3	2:B:55:PHE:H	20	0.13
(1,126)	2:A:85:MET:HE2	1:C:1898:ARG:H	5	0.13
(1,126)	2:A:85:MET:HE1	1:C:1898:ARG:H	5	0.13
(1,1200)	2:B:58:LEU:HD11	1:C:1928:PHE:HE1	18	0.13
(1,1200)	2:B:58:LEU:HD11	1:C:1928:PHE:HE2	18	0.13

Continued on next page...

Continued from previous page...

Key	Atom-1	Atom-2	Model ID	Violation (Å)
(1,1200)	2:B:58:LEU:HD12	1:C:1928:PHE:HE1	18	0.13
(1,1200)	2:B:58:LEU:HD12	1:C:1928:PHE:HE2	18	0.13
(1,1200)	2:B:58:LEU:HD11	1:C:1928:PHE:HD1	18	0.13
(1,1200)	2:B:58:LEU:HD11	1:C:1928:PHE:HD2	18	0.13
(1,1200)	2:B:58:LEU:HD13	1:C:1928:PHE:HD1	18	0.13
(1,1200)	2:B:58:LEU:HD13	1:C:1928:PHE:HD2	18	0.13
(1,1200)	2:B:58:LEU:HD12	1:C:1928:PHE:HD1	18	0.13
(1,1200)	2:B:58:LEU:HD12	1:C:1928:PHE:HD2	18	0.13
(1,1156)	2:A:58:LEU:HD22	1:C:1899:GLU:HG3	9	0.13
(1,1156)	2:A:58:LEU:HD23	1:C:1899:GLU:HG3	9	0.13
(1,1156)	2:A:58:LEU:HD21	1:C:1899:GLU:HG3	9	0.13
(1,1139)	2:A:58:LEU:HD11	1:C:1899:GLU:HG3	2	0.13
(1,1139)	2:A:58:LEU:HD12	1:C:1899:GLU:HG3	2	0.13
(1,1139)	2:A:58:LEU:HD13	1:C:1899:GLU:HG3	2	0.13
(1,1119)	2:A:58:LEU:HD11	2:A:57:LYS:H	1	0.13
(1,1119)	2:A:58:LEU:HD13	2:A:57:LYS:H	1	0.13
(1,1119)	2:A:58:LEU:HD12	2:A:57:LYS:H	1	0.13
(1,1119)	2:A:58:LEU:HD11	2:A:57:LYS:H	18	0.13
(1,1119)	2:A:58:LEU:HD13	2:A:57:LYS:H	18	0.13
(1,1119)	2:A:58:LEU:HD12	2:A:57:LYS:H	18	0.13
(1,1103)	2:B:59:MET:HE3	2:B:67:ASP:H	16	0.13
(1,1103)	2:B:59:MET:HE2	2:B:67:ASP:H	16	0.13
(1,1103)	2:B:59:MET:HE1	2:B:67:ASP:H	16	0.13
(1,1098)	2:B:59:MET:HE1	2:B:62:LEU:H	5	0.13
(1,1098)	2:B:59:MET:HE2	2:B:62:LEU:H	5	0.13
(1,1098)	2:B:59:MET:HE3	2:B:62:LEU:H	5	0.13
(1,1096)	2:B:59:MET:HE1	2:B:75:TYR:HD1	6	0.13
(1,1096)	2:B:59:MET:HE1	2:B:75:TYR:HD2	6	0.13
(1,1096)	2:B:59:MET:HE3	2:B:75:TYR:HD1	6	0.13
(1,1096)	2:B:59:MET:HE3	2:B:75:TYR:HD2	6	0.13
(1,1096)	2:B:59:MET:HE2	2:B:75:TYR:HD1	6	0.13
(1,1096)	2:B:59:MET:HE2	2:B:75:TYR:HD2	6	0.13
(1,1091)	2:B:59:MET:HE3	2:B:69:GLU:H	2	0.13
(1,1091)	2:B:59:MET:HE2	2:B:69:GLU:H	2	0.13
(1,1091)	2:B:59:MET:HE1	2:B:69:GLU:H	2	0.13
(1,1088)	2:B:59:MET:HE3	2:B:69:GLU:HA	8	0.13
(1,1088)	2:B:59:MET:HE1	2:B:69:GLU:HA	8	0.13
(1,1088)	2:B:59:MET:HE2	2:B:69:GLU:HA	8	0.13
(1,1088)	2:B:59:MET:HE3	2:B:69:GLU:HA	12	0.13
(1,1088)	2:B:59:MET:HE1	2:B:69:GLU:HA	12	0.13
(1,1088)	2:B:59:MET:HE2	2:B:69:GLU:HA	12	0.13
(1,1053)	2:A:59:MET:HE1	2:A:75:TYR:HD1	18	0.13

Continued on next page...

Continued from previous page...

Key	Atom-1	Atom-2	Model ID	Violation (Å)
(1,1053)	2:A:59:MET:HE1	2:A:75:TYR:HD2	18	0.13
(1,1053)	2:A:59:MET:HE3	2:A:75:TYR:HD1	18	0.13
(1,1053)	2:A:59:MET:HE3	2:A:75:TYR:HD2	18	0.13
(1,1053)	2:A:59:MET:HE2	2:A:75:TYR:HD1	18	0.13
(1,1053)	2:A:59:MET:HE2	2:A:75:TYR:HD2	18	0.13
(1,1045)	2:A:59:MET:HE2	2:A:31:LYS:H	6	0.13
(1,1045)	2:A:59:MET:HE1	2:A:31:LYS:H	6	0.13
(1,1045)	2:A:59:MET:HE3	2:A:31:LYS:H	6	0.13
(1,1037)	2:A:59:MET:HE2	2:A:68:ASN:HA	14	0.13
(1,1037)	2:A:59:MET:HE3	2:A:68:ASN:HA	14	0.13
(1,1037)	2:A:59:MET:HE1	2:A:68:ASN:HA	14	0.13
(1,1022)	2:A:59:MET:HG2	2:A:31:LYS:HG2	3	0.13
(2,49)	1:C:1935:ALA:HB1	1:C:1932:ARG:HA	1	0.12
(2,49)	1:C:1935:ALA:HB2	1:C:1932:ARG:HA	1	0.12
(2,49)	1:C:1935:ALA:HB3	1:C:1932:ARG:HA	1	0.12
(2,46)	1:C:1916:SER:H	1:C:1912:ARG:HB2	17	0.12
(2,46)	1:C:1916:SER:H	1:C:1912:ARG:HB2	19	0.12
(2,27)	2:B:47:GLY:H	1:C:1929:VAL:HA	2	0.12
(2,18)	2:A:28:LYS:HD3	2:A:20:SER:HB2	11	0.12
(2,18)	2:A:28:LYS:HD3	2:A:20:SER:HB2	19	0.12
(2,17)	2:B:31:LYS:HD3	2:B:32:SER:H	12	0.12
(2,16)	2:B:34:LEU:HG	2:B:75:TYR:HB2	16	0.12
(2,15)	2:A:35:LYS:HE3	2:A:50:THR:HB	19	0.12
(2,1)	2:B:91:GLU:HA	2:A:27:PHE:HD1	4	0.12
(2,1)	2:B:91:GLU:HA	2:A:27:PHE:HD2	4	0.12
(1,944)	2:B:62:LEU:HD22	2:B:70:VAL:HB	4	0.12
(1,944)	2:B:62:LEU:HD21	2:B:70:VAL:HB	4	0.12
(1,944)	2:B:62:LEU:HD23	2:B:70:VAL:HB	4	0.12
(1,870)	2:A:64:SER:HB2	1:C:1907:ALA:HB1	4	0.12
(1,870)	2:A:64:SER:HB2	1:C:1907:ALA:HB2	4	0.12
(1,870)	2:A:64:SER:HB2	1:C:1907:ALA:HB3	4	0.12
(1,85)	2:B:87:ASN:HA	2:A:72:PHE:HZ	14	0.12
(1,7014)	2:B:19:TYR:HE1	2:B:15:THR:HG22	7	0.12
(1,7014)	2:B:19:TYR:HE2	2:B:15:THR:HG22	7	0.12
(1,7014)	2:B:19:TYR:HE1	2:B:15:THR:HG21	7	0.12
(1,7014)	2:B:19:TYR:HE2	2:B:15:THR:HG21	7	0.12
(1,7014)	2:A:19:TYR:HE1	2:A:15:THR:HG22	7	0.12
(1,7014)	2:A:19:TYR:HE2	2:A:15:THR:HG22	7	0.12
(1,7014)	2:A:19:TYR:HE1	2:A:15:THR:HG21	7	0.12
(1,7014)	2:A:19:TYR:HE2	2:A:15:THR:HG21	7	0.12
(1,7014)	2:B:19:TYR:HE1	2:B:15:THR:HG23	7	0.12
(1,7014)	2:B:19:TYR:HE2	2:B:15:THR:HG23	7	0.12

Continued on next page...

Continued from previous page...

Key	Atom-1	Atom-2	Model ID	Violation (Å)
(1,6858)	2:B:2:ALA:H	2:B:7:LYS:HB2	10	0.12
(1,6858)	2:B:2:ALA:H	2:A:7:LYS:HB2	10	0.12
(1,6824)	2:A:73:GLN:H	2:A:75:TYR:HD1	11	0.12
(1,6824)	2:A:73:GLN:H	2:A:75:TYR:HD2	11	0.12
(1,6824)	2:A:73:GLN:H	2:A:72:PHE:HZ	11	0.12
(1,6797)	2:A:47:GLY:H	2:A:46:LEU:HA	14	0.12
(1,6797)	2:A:47:GLY:H	2:A:45:PHE:HA	14	0.12
(1,679)	2:A:72:PHE:HA	2:A:72:PHE:HD1	4	0.12
(1,679)	2:A:72:PHE:HA	2:A:72:PHE:HD2	4	0.12
(1,6703)	2:A:23:GLU:H	2:A:24:GLY:H	17	0.12
(1,6703)	2:B:23:GLU:H	2:B:24:GLY:H	17	0.12
(1,6667)	2:B:26:LYS:H	2:B:27:PHE:HD1	14	0.12
(1,6667)	2:B:26:LYS:H	2:B:27:PHE:HD2	14	0.12
(1,6667)	2:A:26:LYS:H	2:A:27:PHE:HD1	14	0.12
(1,6667)	2:A:26:LYS:H	2:A:27:PHE:HD2	14	0.12
(1,6631)	2:A:4:PRO:HA	2:B:8:ALA:H	8	0.12
(1,6631)	2:A:4:PRO:HA	2:B:7:LYS:H	8	0.12
(1,6627)	2:A:2:ALA:HB3	2:A:4:PRO:HG2	5	0.12
(1,6627)	2:A:2:ALA:HB1	2:A:4:PRO:HG2	5	0.12
(1,6627)	2:A:2:ALA:HB2	2:A:4:PRO:HG2	5	0.12
(1,6627)	2:B:2:ALA:HB3	2:A:4:PRO:HG2	5	0.12
(1,6627)	2:B:2:ALA:HB2	2:A:4:PRO:HG2	5	0.12
(1,6627)	2:A:2:ALA:HB3	2:A:4:PRO:HG2	20	0.12
(1,6627)	2:A:2:ALA:HB1	2:A:4:PRO:HG2	20	0.12
(1,6627)	2:A:2:ALA:HB2	2:A:4:PRO:HG2	20	0.12
(1,6627)	2:B:2:ALA:HB3	2:A:4:PRO:HG2	20	0.12
(1,6627)	2:B:2:ALA:HB2	2:A:4:PRO:HG2	20	0.12
(1,6608)	2:A:3:CYS:HA	2:A:6:GLU:HA	1	0.12
(1,6608)	2:B:3:CYS:HA	2:B:6:GLU:HA	1	0.12
(1,6595)	2:B:5:LEU:HD23	2:A:78:PHE:HE1	4	0.12
(1,6595)	2:B:5:LEU:HD23	2:A:78:PHE:HE2	4	0.12
(1,6595)	2:B:5:LEU:HD22	2:A:78:PHE:HE1	4	0.12
(1,6595)	2:B:5:LEU:HD22	2:A:78:PHE:HE2	4	0.12
(1,6595)	2:B:5:LEU:HD21	2:A:45:PHE:HE1	4	0.12
(1,6595)	2:B:5:LEU:HD21	2:A:45:PHE:HE2	4	0.12
(1,6595)	2:B:5:LEU:HD23	2:A:45:PHE:HE1	4	0.12
(1,6595)	2:B:5:LEU:HD23	2:A:45:PHE:HE2	4	0.12
(1,6595)	2:B:5:LEU:HD22	2:A:45:PHE:HE1	4	0.12
(1,6595)	2:B:5:LEU:HD22	2:A:45:PHE:HE2	4	0.12
(1,6535)	2:A:8:ALA:HA	2:A:11:VAL:HB	15	0.12
(1,6535)	2:B:8:ALA:HA	2:B:11:VAL:HB	15	0.12
(1,6485)	2:A:11:VAL:HG12	2:A:8:ALA:HA	8	0.12

Continued on next page...

Continued from previous page...

Key	Atom-1	Atom-2	Model ID	Violation (Å)
(1,6485)	2:B:11:VAL:HG12	2:B:8:ALA:HA	8	0.12
(1,6485)	2:B:11:VAL:HG13	2:B:8:ALA:HA	8	0.12
(1,6485)	2:A:11:VAL:HG13	2:A:8:ALA:HA	8	0.12
(1,6485)	2:A:11:VAL:HG11	2:A:8:ALA:HA	8	0.12
(1,6485)	2:B:11:VAL:HG11	2:B:8:ALA:HA	8	0.12
(1,6485)	2:A:11:VAL:HG12	2:B:8:ALA:HA	8	0.12
(1,6485)	2:B:11:VAL:HG12	2:A:8:ALA:HA	8	0.12
(1,6485)	2:A:11:VAL:HG13	2:B:8:ALA:HA	8	0.12
(1,6485)	2:A:11:VAL:HG11	2:B:8:ALA:HA	8	0.12
(1,6485)	2:B:11:VAL:HG11	2:B:14:SER:HA	8	0.12
(1,6485)	2:A:11:VAL:HG12	2:A:8:ALA:HA	13	0.12
(1,6485)	2:B:11:VAL:HG12	2:B:8:ALA:HA	13	0.12
(1,6485)	2:B:11:VAL:HG13	2:B:8:ALA:HA	13	0.12
(1,6485)	2:A:11:VAL:HG13	2:A:8:ALA:HA	13	0.12
(1,6485)	2:A:11:VAL:HG11	2:A:8:ALA:HA	13	0.12
(1,6485)	2:B:11:VAL:HG11	2:B:8:ALA:HA	13	0.12
(1,6485)	2:A:11:VAL:HG12	2:B:8:ALA:HA	13	0.12
(1,6485)	2:B:11:VAL:HG12	2:A:8:ALA:HA	13	0.12
(1,6485)	2:A:11:VAL:HG13	2:B:8:ALA:HA	13	0.12
(1,6485)	2:A:11:VAL:HG11	2:B:8:ALA:HA	13	0.12
(1,6485)	2:B:11:VAL:HG11	2:B:14:SER:HA	13	0.12
(1,6457)	2:A:12:MET:HE1	2:A:8:ALA:HA	16	0.12
(1,6457)	2:A:12:MET:HE1	2:B:8:ALA:HA	16	0.12
(1,6457)	2:A:12:MET:HE2	2:A:8:ALA:HA	16	0.12
(1,6457)	2:A:12:MET:HE3	2:A:8:ALA:HA	16	0.12
(1,6457)	2:A:12:MET:HE1	2:B:9:LEU:HA	16	0.12
(1,6457)	2:A:12:MET:HE2	2:B:8:ALA:HA	16	0.12
(1,6457)	2:A:12:MET:HE3	2:B:8:ALA:HA	16	0.12
(1,6449)	2:A:12:MET:HE2	2:A:9:LEU:HD12	4	0.12
(1,6449)	2:A:12:MET:HE2	2:A:9:LEU:HD13	4	0.12
(1,6449)	2:A:12:MET:HE2	2:A:9:LEU:HD11	4	0.12
(1,6449)	2:A:12:MET:HE1	2:A:9:LEU:HD12	4	0.12
(1,6449)	2:A:12:MET:HE1	2:A:9:LEU:HD13	4	0.12
(1,6449)	2:A:12:MET:HE3	2:A:9:LEU:HD12	4	0.12
(1,6449)	2:A:12:MET:HE1	2:A:9:LEU:HD11	4	0.12
(1,6449)	2:A:12:MET:HE3	2:A:9:LEU:HD13	4	0.12
(1,6449)	2:A:12:MET:HE3	2:A:9:LEU:HD11	4	0.12
(1,6449)	2:A:12:MET:HE1	2:B:9:LEU:HD13	4	0.12
(1,6449)	2:A:12:MET:HE1	2:B:9:LEU:HD12	4	0.12
(1,6449)	2:A:12:MET:HE3	2:B:9:LEU:HD13	4	0.12
(1,6449)	2:A:12:MET:HE2	2:A:9:LEU:HD12	7	0.12
(1,6449)	2:A:12:MET:HE2	2:A:9:LEU:HD13	7	0.12

Continued on next page...

Continued from previous page...

Key	Atom-1	Atom-2	Model ID	Violation (Å)
(1,6449)	2:A:12:MET:HE2	2:A:9:LEU:HD11	7	0.12
(1,6449)	2:A:12:MET:HE1	2:A:9:LEU:HD12	7	0.12
(1,6449)	2:A:12:MET:HE1	2:A:9:LEU:HD13	7	0.12
(1,6449)	2:A:12:MET:HE3	2:A:9:LEU:HD12	7	0.12
(1,6449)	2:A:12:MET:HE1	2:A:9:LEU:HD11	7	0.12
(1,6449)	2:A:12:MET:HE3	2:A:9:LEU:HD13	7	0.12
(1,6449)	2:A:12:MET:HE3	2:A:9:LEU:HD11	7	0.12
(1,6449)	2:A:12:MET:HE1	2:B:9:LEU:HD13	7	0.12
(1,6449)	2:A:12:MET:HE1	2:B:9:LEU:HD12	7	0.12
(1,6449)	2:A:12:MET:HE3	2:B:9:LEU:HD13	7	0.12
(1,6419)	2:A:13:VAL:HG23	2:B:91:GLU:HB3	12	0.12
(1,6419)	2:A:13:VAL:HG22	2:B:91:GLU:HB3	12	0.12
(1,6419)	2:A:13:VAL:HG21	2:B:91:GLU:HB3	12	0.12
(1,6419)	2:A:13:VAL:HG22	2:A:18:LYS:HB3	12	0.12
(1,6419)	2:A:13:VAL:HG21	2:A:18:LYS:HB3	12	0.12
(1,6419)	2:B:13:VAL:HG21	2:A:5:LEU:HG	12	0.12
(1,6419)	2:B:13:VAL:HG22	2:A:5:LEU:HG	12	0.12
(1,6419)	2:A:13:VAL:HG23	2:A:18:LYS:HB3	12	0.12
(1,6415)	2:A:13:VAL:HG13	2:A:72:PHE:HA	1	0.12
(1,6415)	2:A:13:VAL:HG11	2:A:72:PHE:HA	1	0.12
(1,6415)	2:A:13:VAL:HG12	2:A:72:PHE:HA	1	0.12
(1,6415)	2:A:13:VAL:HG12	2:B:89:PHE:HB2	1	0.12
(1,6415)	2:A:13:VAL:HG13	2:B:89:PHE:HB2	1	0.12
(1,6415)	2:A:13:VAL:HG13	2:A:72:PHE:HA	4	0.12
(1,6415)	2:A:13:VAL:HG11	2:A:72:PHE:HA	4	0.12
(1,6415)	2:A:13:VAL:HG12	2:A:72:PHE:HA	4	0.12
(1,6415)	2:A:13:VAL:HG12	2:B:89:PHE:HB2	4	0.12
(1,6415)	2:A:13:VAL:HG13	2:B:89:PHE:HB2	4	0.12
(1,6284)	2:A:26:LYS:HB2	2:A:26:LYS:HE2	2	0.12
(1,6284)	2:B:26:LYS:HB2	2:B:26:LYS:HE2	2	0.12
(1,6284)	2:A:26:LYS:HB2	2:A:26:LYS:HE3	2	0.12
(1,6284)	2:B:26:LYS:HB2	2:B:26:LYS:HE3	2	0.12
(1,6284)	2:A:26:LYS:HB2	2:A:26:LYS:HE2	11	0.12
(1,6284)	2:B:26:LYS:HB2	2:B:26:LYS:HE2	11	0.12
(1,6284)	2:A:26:LYS:HB2	2:A:26:LYS:HE3	11	0.12
(1,6284)	2:B:26:LYS:HB2	2:B:26:LYS:HE3	11	0.12
(1,628)	2:B:76:CYS:HA	2:B:12:MET:HA	18	0.12
(1,6270)	2:A:27:PHE:HA	2:A:75:TYR:HD1	14	0.12
(1,6270)	2:A:27:PHE:HA	2:A:75:TYR:HD2	14	0.12
(1,6270)	2:B:27:PHE:HA	2:B:75:TYR:HD1	14	0.12
(1,6270)	2:B:27:PHE:HA	2:B:75:TYR:HD2	14	0.12
(1,6261)	2:A:28:LYS:HD3	2:A:28:LYS:HA	1	0.12

Continued on next page...

Continued from previous page...

Key	Atom-1	Atom-2	Model ID	Violation (Å)
(1,6261)	2:B:28:LYS:HD3	2:B:28:LYS:HA	1	0.12
(1,6244)	2:B:29:LEU:HD11	2:B:34:LEU:HB3	20	0.12
(1,6244)	2:B:29:LEU:HD13	2:B:34:LEU:HB3	20	0.12
(1,6244)	2:B:29:LEU:HD12	2:B:34:LEU:HB3	20	0.12
(1,6244)	2:B:29:LEU:HD11	2:B:79:LEU:HB2	20	0.12
(1,6176)	2:A:34:LEU:HD12	2:A:33:GLU:HB2	14	0.12
(1,6176)	2:A:34:LEU:HD12	2:A:36:GLU:HB2	14	0.12
(1,6176)	2:A:34:LEU:HD11	2:A:36:GLU:HB2	14	0.12
(1,6176)	2:A:34:LEU:HD13	2:A:36:GLU:HB2	14	0.12
(1,6176)	2:A:34:LEU:HD12	2:A:36:GLU:HB3	14	0.12
(1,6176)	2:A:34:LEU:HD11	2:A:36:GLU:HB3	14	0.12
(1,6176)	2:A:34:LEU:HD13	2:A:36:GLU:HB3	14	0.12
(1,6176)	2:A:34:LEU:HD12	2:A:33:GLU:HB2	18	0.12
(1,6176)	2:A:34:LEU:HD12	2:A:36:GLU:HB2	18	0.12
(1,6176)	2:A:34:LEU:HD11	2:A:36:GLU:HB2	18	0.12
(1,6176)	2:A:34:LEU:HD13	2:A:36:GLU:HB2	18	0.12
(1,6176)	2:A:34:LEU:HD12	2:A:36:GLU:HB3	18	0.12
(1,6176)	2:A:34:LEU:HD11	2:A:36:GLU:HB3	18	0.12
(1,6176)	2:A:34:LEU:HD13	2:A:36:GLU:HB3	18	0.12
(1,6052)	2:B:42:LEU:HD11	2:B:45:PHE:HZ	1	0.12
(1,6052)	2:B:42:LEU:HD13	2:B:45:PHE:HZ	1	0.12
(1,6052)	2:B:42:LEU:HD12	2:B:45:PHE:HZ	1	0.12
(1,6052)	2:B:42:LEU:HD12	1:C:1928:PHE:HZ	1	0.12
(1,5932)	2:B:61:ASN:HB3	1:C:1921:LEU:HD21	3	0.12
(1,5932)	2:B:61:ASN:HB3	1:C:1921:LEU:HD22	3	0.12
(1,5932)	2:B:61:ASN:HB3	1:C:1921:LEU:HD23	3	0.12
(1,5932)	2:B:61:ASN:HB3	2:B:58:LEU:HD12	3	0.12
(1,5932)	2:B:61:ASN:HB3	2:B:58:LEU:HD13	3	0.12
(1,5792)	2:B:82:ILE:HD12	1:C:1921:LEU:HD11	8	0.12
(1,5792)	2:B:82:ILE:HD12	1:C:1921:LEU:HD12	8	0.12
(1,5792)	2:B:82:ILE:HD12	1:C:1921:LEU:HD13	8	0.12
(1,5792)	2:B:82:ILE:HD11	1:C:1921:LEU:HD11	8	0.12
(1,5792)	2:B:82:ILE:HD11	1:C:1921:LEU:HD12	8	0.12
(1,5792)	2:B:82:ILE:HD11	1:C:1921:LEU:HD13	8	0.12
(1,5792)	2:B:82:ILE:HD12	1:C:1926:LEU:HD11	8	0.12
(1,5792)	2:B:82:ILE:HD12	1:C:1926:LEU:HD12	8	0.12
(1,5792)	2:B:82:ILE:HD12	1:C:1926:LEU:HD13	8	0.12
(1,577)	2:B:46:LEU:HD23	2:B:43:PRO:HB2	14	0.12
(1,577)	2:B:46:LEU:HD22	2:B:43:PRO:HB2	14	0.12
(1,577)	2:B:46:LEU:HD23	2:B:43:PRO:HB2	19	0.12
(1,577)	2:B:46:LEU:HD22	2:B:43:PRO:HB2	19	0.12
(1,5768)	2:B:83:ALA:HB1	2:B:79:LEU:HA	6	0.12

Continued on next page...

Continued from previous page...

Key	Atom-1	Atom-2	Model ID	Violation (Å)
(1,5768)	2:B:83:ALA:HB2	2:B:79:LEU:HA	6	0.12
(1,5768)	2:A:83:ALA:HB1	2:B:75:TYR:HB2	6	0.12
(1,5768)	2:A:83:ALA:HB3	2:B:75:TYR:HB2	6	0.12
(1,5768)	2:A:83:ALA:HB2	2:B:75:TYR:HB2	6	0.12
(1,5768)	2:A:83:ALA:HB3	2:B:79:LEU:HA	6	0.12
(1,5768)	2:A:83:ALA:HB2	2:B:79:LEU:HA	6	0.12
(1,5768)	2:A:83:ALA:HB1	2:B:79:LEU:HA	6	0.12
(1,5752)	2:A:84:MET:HE2	2:A:86:CYS:H	15	0.12
(1,5752)	2:A:84:MET:HE1	2:A:86:CYS:H	15	0.12
(1,5752)	2:A:84:MET:HE3	2:A:77:VAL:H	15	0.12
(1,5752)	2:A:84:MET:HE1	2:A:77:VAL:H	15	0.12
(1,5747)	2:B:85:MET:HE1	2:B:61:ASN:HD21	1	0.12
(1,5747)	2:B:85:MET:HE3	2:B:45:PHE:HE1	1	0.12
(1,5747)	2:B:85:MET:HE3	2:B:45:PHE:HE2	1	0.12
(1,5747)	2:B:85:MET:HE2	2:B:61:ASN:HD21	1	0.12
(1,5747)	2:B:85:MET:HE2	2:B:45:PHE:HE1	1	0.12
(1,5747)	2:B:85:MET:HE2	2:B:45:PHE:HE2	1	0.12
(1,5742)	2:B:85:MET:HE2	1:C:1921:LEU:HD11	6	0.12
(1,5742)	2:B:85:MET:HE2	1:C:1921:LEU:HD12	6	0.12
(1,5742)	2:B:85:MET:HE2	1:C:1921:LEU:HD13	6	0.12
(1,5742)	2:B:85:MET:HE1	1:C:1921:LEU:HD11	6	0.12
(1,5742)	2:B:85:MET:HE1	1:C:1921:LEU:HD12	6	0.12
(1,5742)	2:B:85:MET:HE1	1:C:1921:LEU:HD13	6	0.12
(1,5742)	2:B:85:MET:HE1	1:C:1926:LEU:HD11	6	0.12
(1,5742)	2:B:85:MET:HE1	1:C:1926:LEU:HD12	6	0.12
(1,5742)	2:B:85:MET:HE1	1:C:1926:LEU:HD13	6	0.12
(1,5742)	2:B:85:MET:HE3	1:C:1921:LEU:HD11	6	0.12
(1,5742)	2:B:85:MET:HE3	1:C:1921:LEU:HD12	6	0.12
(1,5742)	2:B:85:MET:HE3	1:C:1921:LEU:HD13	6	0.12
(1,5660)	1:C:1900:LEU:HD21	2:A:50:THR:HB	2	0.12
(1,5660)	1:C:1900:LEU:HD22	2:A:50:THR:HB	2	0.12
(1,5660)	1:C:1900:LEU:HD23	2:A:50:THR:HB	2	0.12
(1,5654)	1:C:1900:LEU:HD21	2:A:78:PHE:HE1	9	0.12
(1,5654)	1:C:1900:LEU:HD21	2:A:78:PHE:HE2	9	0.12
(1,5654)	1:C:1900:LEU:HD22	2:A:78:PHE:HE1	9	0.12
(1,5654)	1:C:1900:LEU:HD22	2:A:78:PHE:HE2	9	0.12
(1,5654)	1:C:1900:LEU:HD23	2:A:78:PHE:HE1	9	0.12
(1,5654)	1:C:1900:LEU:HD23	2:A:78:PHE:HE2	9	0.12
(1,5654)	1:C:1900:LEU:HD21	2:A:78:PHE:HE1	17	0.12
(1,5654)	1:C:1900:LEU:HD21	2:A:78:PHE:HE2	17	0.12
(1,5654)	1:C:1900:LEU:HD22	2:A:78:PHE:HE1	17	0.12
(1,5654)	1:C:1900:LEU:HD22	2:A:78:PHE:HE2	17	0.12

Continued on next page...

Continued from previous page...

Key	Atom-1	Atom-2	Model ID	Violation (Å)
(1,5654)	1:C:1900:LEU:HD23	2:A:78:PHE:HE1	17	0.12
(1,5654)	1:C:1900:LEU:HD23	2:A:78:PHE:HE2	17	0.12
(1,5650)	1:C:1900:LEU:HD11	2:A:59:MET:H	3	0.12
(1,5650)	1:C:1900:LEU:HD12	2:A:59:MET:H	3	0.12
(1,5650)	1:C:1900:LEU:HD13	2:A:59:MET:H	3	0.12
(1,5650)	1:C:1900:LEU:HD11	2:A:59:MET:H	11	0.12
(1,5650)	1:C:1900:LEU:HD12	2:A:59:MET:H	11	0.12
(1,5650)	1:C:1900:LEU:HD13	2:A:59:MET:H	11	0.12
(1,5650)	1:C:1900:LEU:HD11	2:A:59:MET:H	16	0.12
(1,5650)	1:C:1900:LEU:HD12	2:A:59:MET:H	16	0.12
(1,5650)	1:C:1900:LEU:HD13	2:A:59:MET:H	16	0.12
(1,5595)	1:C:1904:THR:HG21	1:C:1900:LEU:HB3	6	0.12
(1,5595)	1:C:1904:THR:HG22	1:C:1900:LEU:HB3	6	0.12
(1,5595)	1:C:1904:THR:HG23	1:C:1900:LEU:HB3	6	0.12
(1,5569)	1:C:1906:THR:HG21	1:C:1905:GLU:HG3	11	0.12
(1,5569)	1:C:1906:THR:HG22	1:C:1905:GLU:HG3	11	0.12
(1,5569)	1:C:1906:THR:HG23	1:C:1905:GLU:HG3	11	0.12
(1,5500)	1:C:1910:MET:HE1	2:B:73:GLN:HA	14	0.12
(1,5500)	1:C:1910:MET:HE2	2:B:73:GLN:HA	14	0.12
(1,5500)	1:C:1910:MET:HE3	2:B:73:GLN:HA	14	0.12
(1,5500)	1:C:1910:MET:HE1	2:A:80:SER:HA	14	0.12
(1,5500)	1:C:1910:MET:HE2	2:A:80:SER:HA	14	0.12
(1,5500)	1:C:1910:MET:HE3	2:A:80:SER:HA	14	0.12
(1,5486)	1:C:1910:MET:HE1	2:B:77:VAL:HG12	9	0.12
(1,5486)	1:C:1910:MET:HE2	2:B:77:VAL:HG12	9	0.12
(1,5486)	1:C:1910:MET:HE3	2:B:77:VAL:HG12	9	0.12
(1,5486)	1:C:1910:MET:HE1	2:B:77:VAL:HG13	9	0.12
(1,5486)	1:C:1910:MET:HE2	2:B:77:VAL:HG13	9	0.12
(1,5486)	1:C:1910:MET:HE3	2:B:77:VAL:HG13	9	0.12
(1,5486)	1:C:1910:MET:HE1	2:B:77:VAL:HG11	9	0.12
(1,5486)	1:C:1910:MET:HE2	2:B:77:VAL:HG11	9	0.12
(1,5486)	1:C:1910:MET:HE3	2:B:77:VAL:HG11	9	0.12
(1,5486)	1:C:1910:MET:HE1	1:C:1914:VAL:HG11	9	0.12
(1,5486)	1:C:1910:MET:HE1	1:C:1914:VAL:HG12	9	0.12
(1,5486)	1:C:1910:MET:HE1	1:C:1914:VAL:HG13	9	0.12
(1,5486)	1:C:1910:MET:HE2	1:C:1914:VAL:HG11	9	0.12
(1,5486)	1:C:1910:MET:HE2	1:C:1914:VAL:HG12	9	0.12
(1,5486)	1:C:1910:MET:HE2	1:C:1914:VAL:HG13	9	0.12
(1,5486)	1:C:1910:MET:HE3	1:C:1914:VAL:HG11	9	0.12
(1,5486)	1:C:1910:MET:HE3	1:C:1914:VAL:HG12	9	0.12
(1,5486)	1:C:1910:MET:HE3	1:C:1914:VAL:HG13	9	0.12
(1,5486)	1:C:1910:MET:HE1	2:B:77:VAL:HG12	10	0.12

Continued on next page...

Continued from previous page...

Key	Atom-1	Atom-2	Model ID	Violation (Å)
(1,5486)	1:C:1910:MET:HE2	2:B:77:VAL:HG12	10	0.12
(1,5486)	1:C:1910:MET:HE3	2:B:77:VAL:HG12	10	0.12
(1,5486)	1:C:1910:MET:HE1	2:B:77:VAL:HG13	10	0.12
(1,5486)	1:C:1910:MET:HE2	2:B:77:VAL:HG13	10	0.12
(1,5486)	1:C:1910:MET:HE3	2:B:77:VAL:HG13	10	0.12
(1,5486)	1:C:1910:MET:HE1	2:B:77:VAL:HG11	10	0.12
(1,5486)	1:C:1910:MET:HE2	2:B:77:VAL:HG11	10	0.12
(1,5486)	1:C:1910:MET:HE3	2:B:77:VAL:HG11	10	0.12
(1,5486)	1:C:1910:MET:HE1	1:C:1914:VAL:HG11	10	0.12
(1,5486)	1:C:1910:MET:HE1	1:C:1914:VAL:HG12	10	0.12
(1,5486)	1:C:1910:MET:HE1	1:C:1914:VAL:HG13	10	0.12
(1,5486)	1:C:1910:MET:HE2	1:C:1914:VAL:HG11	10	0.12
(1,5486)	1:C:1910:MET:HE2	1:C:1914:VAL:HG12	10	0.12
(1,5486)	1:C:1910:MET:HE2	1:C:1914:VAL:HG13	10	0.12
(1,5486)	1:C:1910:MET:HE3	1:C:1914:VAL:HG11	10	0.12
(1,5486)	1:C:1910:MET:HE3	1:C:1914:VAL:HG12	10	0.12
(1,5486)	1:C:1910:MET:HE3	1:C:1914:VAL:HG13	10	0.12
(1,5486)	1:C:1910:MET:HE1	2:B:77:VAL:HG12	14	0.12
(1,5486)	1:C:1910:MET:HE2	2:B:77:VAL:HG12	14	0.12
(1,5486)	1:C:1910:MET:HE3	2:B:77:VAL:HG12	14	0.12
(1,5486)	1:C:1910:MET:HE1	2:B:77:VAL:HG13	14	0.12
(1,5486)	1:C:1910:MET:HE2	2:B:77:VAL:HG13	14	0.12
(1,5486)	1:C:1910:MET:HE3	2:B:77:VAL:HG13	14	0.12
(1,5486)	1:C:1910:MET:HE1	2:B:77:VAL:HG11	14	0.12
(1,5486)	1:C:1910:MET:HE2	2:B:77:VAL:HG11	14	0.12
(1,5486)	1:C:1910:MET:HE3	2:B:77:VAL:HG11	14	0.12
(1,5486)	1:C:1910:MET:HE1	1:C:1914:VAL:HG11	14	0.12
(1,5486)	1:C:1910:MET:HE1	1:C:1914:VAL:HG12	14	0.12
(1,5486)	1:C:1910:MET:HE1	1:C:1914:VAL:HG13	14	0.12
(1,5486)	1:C:1910:MET:HE2	1:C:1914:VAL:HG11	14	0.12
(1,5486)	1:C:1910:MET:HE2	1:C:1914:VAL:HG12	14	0.12
(1,5486)	1:C:1910:MET:HE2	1:C:1914:VAL:HG13	14	0.12
(1,5486)	1:C:1910:MET:HE3	1:C:1914:VAL:HG11	14	0.12
(1,5486)	1:C:1910:MET:HE3	1:C:1914:VAL:HG12	14	0.12
(1,5486)	1:C:1910:MET:HE3	1:C:1914:VAL:HG13	14	0.12
(1,5364)	1:C:1917:LEU:HD21	1:C:1920:LYS:HG3	2	0.12
(1,5364)	1:C:1917:LEU:HD22	1:C:1920:LYS:HG3	2	0.12
(1,5364)	1:C:1917:LEU:HD23	1:C:1920:LYS:HG3	2	0.12
(1,5350)	1:C:1917:LEU:HD11	2:B:62:LEU:HD12	7	0.12
(1,5350)	1:C:1917:LEU:HD12	2:B:62:LEU:HD12	7	0.12
(1,5350)	1:C:1917:LEU:HD13	2:B:62:LEU:HD12	7	0.12
(1,5350)	1:C:1917:LEU:HD11	2:B:62:LEU:HD11	7	0.12

Continued on next page...

Continued from previous page...

Key	Atom-1	Atom-2	Model ID	Violation (Å)
(1,5350)	1:C:1917:LEU:HD12	2:B:62:LEU:HD11	7	0.12
(1,5350)	1:C:1917:LEU:HD13	2:B:62:LEU:HD11	7	0.12
(1,5350)	1:C:1917:LEU:HD11	2:B:62:LEU:HD13	7	0.12
(1,5350)	1:C:1917:LEU:HD12	2:B:62:LEU:HD13	7	0.12
(1,5350)	1:C:1917:LEU:HD13	2:B:62:LEU:HD13	7	0.12
(1,5350)	1:C:1917:LEU:HD11	2:B:62:LEU:HD12	20	0.12
(1,5350)	1:C:1917:LEU:HD12	2:B:62:LEU:HD12	20	0.12
(1,5350)	1:C:1917:LEU:HD13	2:B:62:LEU:HD12	20	0.12
(1,5350)	1:C:1917:LEU:HD11	2:B:62:LEU:HD11	20	0.12
(1,5350)	1:C:1917:LEU:HD12	2:B:62:LEU:HD11	20	0.12
(1,5350)	1:C:1917:LEU:HD13	2:B:62:LEU:HD11	20	0.12
(1,5350)	1:C:1917:LEU:HD11	2:B:62:LEU:HD13	20	0.12
(1,5350)	1:C:1917:LEU:HD12	2:B:62:LEU:HD13	20	0.12
(1,5350)	1:C:1917:LEU:HD13	2:B:62:LEU:HD13	20	0.12
(1,5346)	1:C:1917:LEU:HD11	1:C:1917:LEU:HA	19	0.12
(1,5346)	1:C:1917:LEU:HD12	1:C:1917:LEU:HA	19	0.12
(1,5346)	1:C:1917:LEU:HD13	1:C:1917:LEU:HA	19	0.12
(1,533)	2:A:78:PHE:HA	2:A:62:LEU:HD12	3	0.12
(1,533)	2:A:78:PHE:HA	2:A:62:LEU:HD13	3	0.12
(1,533)	2:A:78:PHE:HA	2:A:62:LEU:HD11	3	0.12
(1,533)	2:A:78:PHE:HA	2:A:62:LEU:HD12	7	0.12
(1,533)	2:A:78:PHE:HA	2:A:62:LEU:HD13	7	0.12
(1,533)	2:A:78:PHE:HA	2:A:62:LEU:HD11	7	0.12
(1,5322)	1:C:1918:LYS:HB2	2:B:84:MET:HA	15	0.12
(1,5298)	1:C:1921:LEU:HD11	1:C:1917:LEU:HD21	8	0.12
(1,5298)	1:C:1921:LEU:HD11	1:C:1917:LEU:HD22	8	0.12
(1,5298)	1:C:1921:LEU:HD11	1:C:1917:LEU:HD23	8	0.12
(1,5298)	1:C:1921:LEU:HD12	1:C:1917:LEU:HD21	8	0.12
(1,5298)	1:C:1921:LEU:HD12	1:C:1917:LEU:HD22	8	0.12
(1,5298)	1:C:1921:LEU:HD12	1:C:1917:LEU:HD23	8	0.12
(1,5298)	1:C:1921:LEU:HD13	1:C:1917:LEU:HD21	8	0.12
(1,5298)	1:C:1921:LEU:HD13	1:C:1917:LEU:HD22	8	0.12
(1,5298)	1:C:1921:LEU:HD13	1:C:1917:LEU:HD23	8	0.12
(1,525)	2:B:79:LEU:HD21	2:B:82:ILE:HB	16	0.12
(1,525)	2:B:79:LEU:HD22	2:B:82:ILE:HB	16	0.12
(1,5191)	1:C:1929:VAL:HG11	1:C:1931:PRO:HD3	4	0.12
(1,5191)	1:C:1929:VAL:HG12	1:C:1931:PRO:HD3	4	0.12
(1,5191)	1:C:1929:VAL:HG13	1:C:1931:PRO:HD3	4	0.12
(1,5180)	1:C:1929:VAL:HG21	2:B:45:PHE:HA	9	0.12
(1,5180)	1:C:1929:VAL:HG22	2:B:45:PHE:HA	9	0.12
(1,5180)	1:C:1929:VAL:HG23	2:B:45:PHE:HA	9	0.12
(1,5178)	1:C:1929:VAL:HG11	2:B:45:PHE:HA	4	0.12

Continued on next page...

Continued from previous page...

Key	Atom-1	Atom-2	Model ID	Violation (Å)
(1,5178)	1:C:1929:VAL:HG12	2:B:45:PHE:HA	4	0.12
(1,5178)	1:C:1929:VAL:HG13	2:B:45:PHE:HA	4	0.12
(1,5178)	1:C:1929:VAL:HG11	2:B:45:PHE:HA	6	0.12
(1,5178)	1:C:1929:VAL:HG12	2:B:45:PHE:HA	6	0.12
(1,5178)	1:C:1929:VAL:HG13	2:B:45:PHE:HA	6	0.12
(1,5178)	1:C:1929:VAL:HG11	2:B:45:PHE:HA	12	0.12
(1,5178)	1:C:1929:VAL:HG12	2:B:45:PHE:HA	12	0.12
(1,5178)	1:C:1929:VAL:HG13	2:B:45:PHE:HA	12	0.12
(1,5178)	1:C:1929:VAL:HG11	2:B:45:PHE:HA	19	0.12
(1,5178)	1:C:1929:VAL:HG12	2:B:45:PHE:HA	19	0.12
(1,5178)	1:C:1929:VAL:HG13	2:B:45:PHE:HA	19	0.12
(1,5169)	1:C:1929:VAL:HG11	2:B:48:LYS:H	6	0.12
(1,5169)	1:C:1929:VAL:HG12	2:B:48:LYS:H	6	0.12
(1,5169)	1:C:1929:VAL:HG13	2:B:48:LYS:H	6	0.12
(1,515)	2:B:79:LEU:HD13	2:B:82:ILE:HB	8	0.12
(1,515)	2:B:79:LEU:HD12	2:B:82:ILE:HB	8	0.12
(1,515)	2:B:79:LEU:HD11	2:B:82:ILE:HB	8	0.12
(1,5115)	1:C:1934:MET:HE1	1:C:1933:ARG:HA	13	0.12
(1,5115)	1:C:1934:MET:HE2	1:C:1933:ARG:HA	13	0.12
(1,5115)	1:C:1934:MET:HE3	1:C:1933:ARG:HA	13	0.12
(1,5098)	1:C:1935:ALA:HB1	1:C:1933:ARG:HD3	13	0.12
(1,5098)	1:C:1935:ALA:HB2	1:C:1933:ARG:HD3	13	0.12
(1,5098)	1:C:1935:ALA:HB3	1:C:1933:ARG:HD3	13	0.12
(1,5092)	1:C:1898:ARG:H	1:C:1897:GLN:HG3	10	0.12
(1,5092)	1:C:1898:ARG:H	1:C:1897:GLN:HG2	10	0.12
(1,5089)	1:C:1898:ARG:H	1:C:1898:ARG:HB3	2	0.12
(1,5089)	1:C:1898:ARG:H	1:C:1898:ARG:HB3	5	0.12
(1,5089)	1:C:1898:ARG:H	1:C:1898:ARG:HB3	12	0.12
(1,5089)	1:C:1898:ARG:H	1:C:1898:ARG:HB3	19	0.12
(1,506)	2:B:79:LEU:HD22	2:B:75:TYR:HE1	1	0.12
(1,506)	2:B:79:LEU:HD22	2:B:75:TYR:HE2	1	0.12
(1,506)	2:B:79:LEU:HD22	2:B:75:TYR:HE1	19	0.12
(1,506)	2:B:79:LEU:HD22	2:B:75:TYR:HE2	19	0.12
(1,5053)	1:C:1904:THR:H	1:C:1902:ASP:HB3	3	0.12
(1,5009)	1:C:1909:ALA:H	1:C:1905:GLU:HB3	3	0.12
(1,5009)	1:C:1909:ALA:H	1:C:1905:GLU:HB2	3	0.12
(1,5009)	1:C:1909:ALA:H	1:C:1905:GLU:HB3	10	0.12
(1,5009)	1:C:1909:ALA:H	1:C:1905:GLU:HB2	10	0.12
(1,5009)	1:C:1909:ALA:H	1:C:1905:GLU:HB3	13	0.12
(1,5009)	1:C:1909:ALA:H	1:C:1905:GLU:HB2	13	0.12
(1,5009)	1:C:1909:ALA:H	1:C:1905:GLU:HB3	18	0.12
(1,5009)	1:C:1909:ALA:H	1:C:1905:GLU:HB2	18	0.12

Continued on next page...

Continued from previous page...

Key	Atom-1	Atom-2	Model ID	Violation (Å)
(1,4899)	1:C:1919:ASN:H	1:C:1922:ARG:HB3	17	0.12
(1,4736)	2:B:62:LEU:HD23	1:C:1921:LEU:HD21	14	0.12
(1,4736)	2:B:62:LEU:HD23	1:C:1921:LEU:HD22	14	0.12
(1,4736)	2:B:62:LEU:HD23	1:C:1921:LEU:HD23	14	0.12
(1,4736)	2:B:62:LEU:HD21	1:C:1921:LEU:HD21	14	0.12
(1,4736)	2:B:62:LEU:HD21	1:C:1921:LEU:HD22	14	0.12
(1,4736)	2:B:62:LEU:HD21	1:C:1921:LEU:HD23	14	0.12
(1,4736)	2:B:62:LEU:HD22	1:C:1921:LEU:HD21	14	0.12
(1,4736)	2:B:62:LEU:HD22	1:C:1921:LEU:HD22	14	0.12
(1,4736)	2:B:62:LEU:HD22	1:C:1921:LEU:HD23	14	0.12
(1,4736)	2:B:62:LEU:HD23	1:C:1921:LEU:HD11	14	0.12
(1,4736)	2:B:62:LEU:HD23	1:C:1921:LEU:HD12	14	0.12
(1,4736)	2:B:62:LEU:HD23	1:C:1921:LEU:HD13	14	0.12
(1,4723)	2:A:82:ILE:HD12	1:C:1900:LEU:HB2	11	0.12
(1,4723)	2:A:82:ILE:HD13	1:C:1900:LEU:HB2	11	0.12
(1,4723)	2:A:82:ILE:HD11	1:C:1900:LEU:HB2	11	0.12
(1,4589)	1:C:1918:LYS:HD2	1:C:1915:SER:HB2	3	0.12
(1,4589)	1:C:1918:LYS:HD2	1:C:1915:SER:HB2	5	0.12
(1,4562)	1:C:1917:LEU:HD11	1:C:1917:LEU:HA	19	0.12
(1,4562)	1:C:1917:LEU:HD12	1:C:1917:LEU:HA	19	0.12
(1,4562)	1:C:1917:LEU:HD13	1:C:1917:LEU:HA	19	0.12
(1,4533)	1:C:1923:ARG:HB3	1:C:1920:LYS:HA	3	0.12
(1,4413)	1:C:1921:LEU:HD21	1:C:1928:PHE:HE1	11	0.12
(1,4413)	1:C:1921:LEU:HD21	1:C:1928:PHE:HE2	11	0.12
(1,4413)	1:C:1921:LEU:HD22	1:C:1928:PHE:HE1	11	0.12
(1,4413)	1:C:1921:LEU:HD22	1:C:1928:PHE:HE2	11	0.12
(1,4413)	1:C:1921:LEU:HD23	1:C:1928:PHE:HE1	11	0.12
(1,4413)	1:C:1921:LEU:HD23	1:C:1928:PHE:HE2	11	0.12
(1,4413)	1:C:1929:VAL:HG11	1:C:1928:PHE:HD1	11	0.12
(1,4413)	1:C:1929:VAL:HG11	1:C:1928:PHE:HD2	11	0.12
(1,4413)	1:C:1929:VAL:HG12	1:C:1928:PHE:HD1	11	0.12
(1,4413)	1:C:1929:VAL:HG12	1:C:1928:PHE:HD2	11	0.12
(1,4413)	1:C:1929:VAL:HG13	1:C:1928:PHE:HD1	11	0.12
(1,4413)	1:C:1929:VAL:HG13	1:C:1928:PHE:HD2	11	0.12
(1,4413)	2:B:58:LEU:HD13	1:C:1928:PHE:HE1	11	0.12
(1,4413)	2:B:58:LEU:HD13	1:C:1928:PHE:HE2	11	0.12
(1,4413)	2:B:58:LEU:HD11	1:C:1928:PHE:HE1	11	0.12
(1,4413)	2:B:58:LEU:HD11	1:C:1928:PHE:HE2	11	0.12
(1,4413)	2:B:58:LEU:HD12	1:C:1928:PHE:HE1	11	0.12
(1,4413)	2:B:58:LEU:HD12	1:C:1928:PHE:HE2	11	0.12
(1,4413)	2:B:58:LEU:HD13	1:C:1928:PHE:HD1	11	0.12
(1,4413)	2:B:58:LEU:HD13	1:C:1928:PHE:HD2	11	0.12

Continued on next page...

Continued from previous page...

Key	Atom-1	Atom-2	Model ID	Violation (Å)
(1,4413)	2:B:58:LEU:HD12	1:C:1928:PHE:HD1	11	0.12
(1,4413)	2:B:58:LEU:HD12	1:C:1928:PHE:HD2	11	0.12
(1,4413)	2:B:58:LEU:HD11	1:C:1928:PHE:HD1	11	0.12
(1,4413)	2:B:58:LEU:HD11	1:C:1928:PHE:HD2	11	0.12
(1,4413)	1:C:1921:LEU:HD21	1:C:1928:PHE:HE1	13	0.12
(1,4413)	1:C:1921:LEU:HD21	1:C:1928:PHE:HE2	13	0.12
(1,4413)	1:C:1921:LEU:HD22	1:C:1928:PHE:HE1	13	0.12
(1,4413)	1:C:1921:LEU:HD22	1:C:1928:PHE:HE2	13	0.12
(1,4413)	1:C:1921:LEU:HD23	1:C:1928:PHE:HE1	13	0.12
(1,4413)	1:C:1921:LEU:HD23	1:C:1928:PHE:HE2	13	0.12
(1,4413)	1:C:1929:VAL:HG11	1:C:1928:PHE:HD1	13	0.12
(1,4413)	1:C:1929:VAL:HG11	1:C:1928:PHE:HD2	13	0.12
(1,4413)	1:C:1929:VAL:HG12	1:C:1928:PHE:HD1	13	0.12
(1,4413)	1:C:1929:VAL:HG12	1:C:1928:PHE:HD2	13	0.12
(1,4413)	1:C:1929:VAL:HG13	1:C:1928:PHE:HD1	13	0.12
(1,4413)	1:C:1929:VAL:HG13	1:C:1928:PHE:HD2	13	0.12
(1,4413)	2:B:58:LEU:HD13	1:C:1928:PHE:HE1	13	0.12
(1,4413)	2:B:58:LEU:HD13	1:C:1928:PHE:HE2	13	0.12
(1,4413)	2:B:58:LEU:HD11	1:C:1928:PHE:HE1	13	0.12
(1,4413)	2:B:58:LEU:HD11	1:C:1928:PHE:HE2	13	0.12
(1,4413)	2:B:58:LEU:HD12	1:C:1928:PHE:HE1	13	0.12
(1,4413)	2:B:58:LEU:HD12	1:C:1928:PHE:HE2	13	0.12
(1,4413)	2:B:58:LEU:HD13	1:C:1928:PHE:HD1	13	0.12
(1,4413)	2:B:58:LEU:HD13	1:C:1928:PHE:HD2	13	0.12
(1,4413)	2:B:58:LEU:HD12	1:C:1928:PHE:HD1	13	0.12
(1,4413)	2:B:58:LEU:HD12	1:C:1928:PHE:HD2	13	0.12
(1,4413)	2:B:58:LEU:HD11	1:C:1928:PHE:HD1	13	0.12
(1,4413)	2:B:58:LEU:HD11	1:C:1928:PHE:HD2	13	0.12
(1,4314)	1:C:1912:ARG:H	1:C:1912:ARG:HB2	11	0.12
(1,4281)	1:C:1917:LEU:H	1:C:1917:LEU:HA	1	0.12
(1,4281)	1:C:1917:LEU:H	1:C:1917:LEU:HA	2	0.12
(1,4281)	1:C:1917:LEU:H	1:C:1917:LEU:HA	11	0.12
(1,4281)	1:C:1917:LEU:H	1:C:1917:LEU:HA	16	0.12
(1,4281)	1:C:1917:LEU:H	1:C:1917:LEU:HA	17	0.12
(1,4186)	2:A:42:LEU:HD11	1:C:1900:LEU:HD21	4	0.12
(1,4186)	2:A:42:LEU:HD11	1:C:1900:LEU:HD22	4	0.12
(1,4186)	2:A:42:LEU:HD11	1:C:1900:LEU:HD23	4	0.12
(1,4186)	2:A:42:LEU:HD13	1:C:1900:LEU:HD21	4	0.12
(1,4186)	2:A:42:LEU:HD13	1:C:1900:LEU:HD22	4	0.12
(1,4186)	2:A:42:LEU:HD13	1:C:1900:LEU:HD23	4	0.12
(1,4186)	2:A:42:LEU:HD12	1:C:1900:LEU:HD21	4	0.12
(1,4186)	2:A:42:LEU:HD12	1:C:1900:LEU:HD22	4	0.12

Continued on next page...

Continued from previous page...

Key	Atom-1	Atom-2	Model ID	Violation (Å)
(1,4186)	2:A:42:LEU:HD12	1:C:1900:LEU:HD23	4	0.12
(1,4167)	2:B:54:ALA:HB3	1:C:1927:PRO:HB3	11	0.12
(1,4167)	2:B:54:ALA:HB1	1:C:1927:PRO:HB3	11	0.12
(1,4167)	2:B:54:ALA:HB2	1:C:1927:PRO:HB3	11	0.12
(1,4167)	2:B:54:ALA:HB3	1:C:1927:PRO:HB2	11	0.12
(1,4167)	2:B:54:ALA:HB1	1:C:1927:PRO:HB2	11	0.12
(1,4164)	2:B:54:ALA:HB3	1:C:1928:PHE:HD1	3	0.12
(1,4164)	2:B:54:ALA:HB3	1:C:1928:PHE:HD2	3	0.12
(1,4164)	2:B:54:ALA:HB1	1:C:1928:PHE:HD1	3	0.12
(1,4164)	2:B:54:ALA:HB1	1:C:1928:PHE:HD2	3	0.12
(1,4164)	2:B:54:ALA:HB2	1:C:1928:PHE:HD1	3	0.12
(1,4164)	2:B:54:ALA:HB2	1:C:1928:PHE:HD2	3	0.12
(1,4164)	2:B:54:ALA:HB3	1:C:1928:PHE:HE1	3	0.12
(1,4164)	2:B:54:ALA:HB3	1:C:1928:PHE:HE2	3	0.12
(1,4164)	2:B:54:ALA:HB3	1:C:1928:PHE:HD1	12	0.12
(1,4164)	2:B:54:ALA:HB3	1:C:1928:PHE:HD2	12	0.12
(1,4164)	2:B:54:ALA:HB1	1:C:1928:PHE:HD1	12	0.12
(1,4164)	2:B:54:ALA:HB1	1:C:1928:PHE:HD2	12	0.12
(1,4164)	2:B:54:ALA:HB2	1:C:1928:PHE:HD1	12	0.12
(1,4164)	2:B:54:ALA:HB2	1:C:1928:PHE:HD2	12	0.12
(1,4164)	2:B:54:ALA:HB3	1:C:1928:PHE:HE1	12	0.12
(1,4164)	2:B:54:ALA:HB3	1:C:1928:PHE:HE2	12	0.12
(1,4164)	2:B:54:ALA:HB3	1:C:1928:PHE:HD1	14	0.12
(1,4164)	2:B:54:ALA:HB3	1:C:1928:PHE:HD2	14	0.12
(1,4164)	2:B:54:ALA:HB1	1:C:1928:PHE:HD1	14	0.12
(1,4164)	2:B:54:ALA:HB1	1:C:1928:PHE:HD2	14	0.12
(1,4164)	2:B:54:ALA:HB2	1:C:1928:PHE:HD1	14	0.12
(1,4164)	2:B:54:ALA:HB2	1:C:1928:PHE:HD2	14	0.12
(1,4164)	2:B:54:ALA:HB3	1:C:1928:PHE:HE1	14	0.12
(1,4164)	2:B:54:ALA:HB3	1:C:1928:PHE:HE2	14	0.12
(1,4162)	2:A:54:ALA:HB2	1:C:1900:LEU:HB3	4	0.12
(1,4162)	2:A:54:ALA:HB3	1:C:1900:LEU:HB3	4	0.12
(1,4162)	2:A:54:ALA:HB1	1:C:1900:LEU:HB3	4	0.12
(1,4150)	2:B:61:ASN:HA	1:C:1926:LEU:HG	3	0.12
(1,4150)	2:B:61:ASN:HA	1:C:1921:LEU:HB3	3	0.12
(1,4150)	2:B:61:ASN:HA	1:C:1926:LEU:HG	8	0.12
(1,4150)	2:B:61:ASN:HA	1:C:1921:LEU:HB3	8	0.12
(1,4150)	2:B:61:ASN:HA	1:C:1926:LEU:HG	19	0.12
(1,4150)	2:B:61:ASN:HA	1:C:1921:LEU:HB3	19	0.12
(1,4149)	2:B:61:ASN:HA	1:C:1921:LEU:HD11	4	0.12
(1,4149)	2:B:61:ASN:HA	1:C:1921:LEU:HD12	4	0.12
(1,4149)	2:B:61:ASN:HA	1:C:1921:LEU:HD13	4	0.12

Continued on next page...

Continued from previous page...

Key	Atom-1	Atom-2	Model ID	Violation (Å)
(1,4149)	2:B:61:ASN:HA	1:C:1921:LEU:HD11	13	0.12
(1,4149)	2:B:61:ASN:HA	1:C:1921:LEU:HD12	13	0.12
(1,4149)	2:B:61:ASN:HA	1:C:1921:LEU:HD13	13	0.12
(1,4105)	2:B:81:CYS:HB2	1:C:1917:LEU:HD11	18	0.12
(1,4105)	2:B:81:CYS:HB2	1:C:1917:LEU:HD12	18	0.12
(1,4105)	2:B:81:CYS:HB2	1:C:1917:LEU:HD13	18	0.12
(1,4105)	2:B:81:CYS:HB2	1:C:1914:VAL:HG11	18	0.12
(1,4105)	2:B:81:CYS:HB2	1:C:1914:VAL:HG12	18	0.12
(1,4105)	2:B:81:CYS:HB2	1:C:1914:VAL:HG13	18	0.12
(1,4086)	2:B:84:MET:HE2	1:C:1918:LYS:HD3	7	0.12
(1,4086)	2:B:84:MET:HE1	1:C:1918:LYS:HD3	7	0.12
(1,4086)	2:B:84:MET:HE3	1:C:1918:LYS:HD3	7	0.12
(1,4086)	2:B:84:MET:HE2	1:C:1918:LYS:HD3	15	0.12
(1,4086)	2:B:84:MET:HE1	1:C:1918:LYS:HD3	15	0.12
(1,4086)	2:B:84:MET:HE3	1:C:1918:LYS:HD3	15	0.12
(1,4078)	2:A:84:MET:HE3	1:C:1910:MET:HB3	7	0.12
(1,4078)	2:A:84:MET:HE2	1:C:1910:MET:HB3	7	0.12
(1,4078)	2:A:84:MET:HE1	1:C:1910:MET:HB3	7	0.12
(1,4065)	2:B:85:MET:HE1	1:C:1930:VAL:HA	2	0.12
(1,4065)	2:B:85:MET:HE3	1:C:1930:VAL:HA	2	0.12
(1,4065)	2:B:85:MET:HE2	1:C:1930:VAL:HA	2	0.12
(1,4065)	2:B:85:MET:HE1	1:C:1930:VAL:HA	11	0.12
(1,4065)	2:B:85:MET:HE3	1:C:1930:VAL:HA	11	0.12
(1,4065)	2:B:85:MET:HE2	1:C:1930:VAL:HA	11	0.12
(1,4061)	2:B:85:MET:HE1	1:C:1928:PHE:HB2	5	0.12
(1,4061)	2:B:85:MET:HE3	1:C:1928:PHE:HB2	5	0.12
(1,4055)	2:B:85:MET:HE2	1:C:1918:LYS:HG2	7	0.12
(1,4036)	2:A:85:MET:HG3	1:C:1903:ALA:HB1	10	0.12
(1,4036)	2:A:85:MET:HG3	1:C:1903:ALA:HB2	10	0.12
(1,4036)	2:A:85:MET:HG3	1:C:1903:ALA:HB3	10	0.12
(1,4028)	2:B:82:ILE:HG21	1:C:1926:LEU:HD11	13	0.12
(1,4028)	2:B:82:ILE:HG21	1:C:1926:LEU:HD12	13	0.12
(1,4028)	2:B:82:ILE:HG21	1:C:1926:LEU:HD13	13	0.12
(1,4028)	2:B:82:ILE:HG23	1:C:1926:LEU:HD11	13	0.12
(1,4028)	2:B:82:ILE:HG23	1:C:1926:LEU:HD12	13	0.12
(1,4028)	2:B:82:ILE:HG23	1:C:1926:LEU:HD13	13	0.12
(1,4028)	2:B:82:ILE:HG22	1:C:1926:LEU:HD11	13	0.12
(1,4028)	2:B:82:ILE:HG22	1:C:1926:LEU:HD12	13	0.12
(1,4028)	2:B:82:ILE:HG22	1:C:1926:LEU:HD13	13	0.12
(1,4028)	2:B:82:ILE:HG21	1:C:1926:LEU:HD11	17	0.12
(1,4028)	2:B:82:ILE:HG21	1:C:1926:LEU:HD12	17	0.12
(1,4028)	2:B:82:ILE:HG21	1:C:1926:LEU:HD13	17	0.12

Continued on next page...

Continued from previous page...

Key	Atom-1	Atom-2	Model ID	Violation (Å)
(1,4028)	2:B:82:ILE:HG23	1:C:1926:LEU:HD11	17	0.12
(1,4028)	2:B:82:ILE:HG23	1:C:1926:LEU:HD12	17	0.12
(1,4028)	2:B:82:ILE:HG23	1:C:1926:LEU:HD13	17	0.12
(1,4028)	2:B:82:ILE:HG22	1:C:1926:LEU:HD11	17	0.12
(1,4028)	2:B:82:ILE:HG22	1:C:1926:LEU:HD12	17	0.12
(1,4028)	2:B:82:ILE:HG22	1:C:1926:LEU:HD13	17	0.12
(1,4017)	2:B:38:LEU:HD22	1:C:1929:VAL:HG11	3	0.12
(1,4017)	2:B:38:LEU:HD22	1:C:1929:VAL:HG12	3	0.12
(1,4017)	2:B:38:LEU:HD22	1:C:1929:VAL:HG13	3	0.12
(1,4017)	2:B:38:LEU:HD23	1:C:1929:VAL:HG11	3	0.12
(1,4017)	2:B:38:LEU:HD23	1:C:1929:VAL:HG12	3	0.12
(1,4017)	2:B:38:LEU:HD23	1:C:1929:VAL:HG13	3	0.12
(1,4017)	2:B:38:LEU:HD21	1:C:1929:VAL:HG11	3	0.12
(1,4017)	2:B:38:LEU:HD21	1:C:1929:VAL:HG12	3	0.12
(1,4017)	2:B:38:LEU:HD21	1:C:1929:VAL:HG13	3	0.12
(1,4017)	2:B:38:LEU:HD22	1:C:1929:VAL:HG11	6	0.12
(1,4017)	2:B:38:LEU:HD22	1:C:1929:VAL:HG12	6	0.12
(1,4017)	2:B:38:LEU:HD22	1:C:1929:VAL:HG13	6	0.12
(1,4017)	2:B:38:LEU:HD23	1:C:1929:VAL:HG11	6	0.12
(1,4017)	2:B:38:LEU:HD23	1:C:1929:VAL:HG12	6	0.12
(1,4017)	2:B:38:LEU:HD23	1:C:1929:VAL:HG13	6	0.12
(1,4017)	2:B:38:LEU:HD21	1:C:1929:VAL:HG11	6	0.12
(1,4017)	2:B:38:LEU:HD21	1:C:1929:VAL:HG12	6	0.12
(1,4017)	2:B:38:LEU:HD21	1:C:1929:VAL:HG13	6	0.12
(1,4017)	2:B:38:LEU:HD22	1:C:1929:VAL:HG11	15	0.12
(1,4017)	2:B:38:LEU:HD22	1:C:1929:VAL:HG12	15	0.12
(1,4017)	2:B:38:LEU:HD22	1:C:1929:VAL:HG13	15	0.12
(1,4017)	2:B:38:LEU:HD23	1:C:1929:VAL:HG11	15	0.12
(1,4017)	2:B:38:LEU:HD23	1:C:1929:VAL:HG12	15	0.12
(1,4017)	2:B:38:LEU:HD23	1:C:1929:VAL:HG13	15	0.12
(1,4017)	2:B:38:LEU:HD21	1:C:1929:VAL:HG11	15	0.12
(1,4017)	2:B:38:LEU:HD21	1:C:1929:VAL:HG12	15	0.12
(1,4017)	2:B:38:LEU:HD21	1:C:1929:VAL:HG13	15	0.12
(1,4017)	2:B:38:LEU:HD22	1:C:1929:VAL:HG11	17	0.12
(1,4017)	2:B:38:LEU:HD22	1:C:1929:VAL:HG12	17	0.12
(1,4017)	2:B:38:LEU:HD22	1:C:1929:VAL:HG13	17	0.12
(1,4017)	2:B:38:LEU:HD23	1:C:1929:VAL:HG11	17	0.12
(1,4017)	2:B:38:LEU:HD23	1:C:1929:VAL:HG12	17	0.12
(1,4017)	2:B:38:LEU:HD23	1:C:1929:VAL:HG13	17	0.12
(1,4017)	2:B:38:LEU:HD21	1:C:1929:VAL:HG11	17	0.12
(1,4017)	2:B:38:LEU:HD21	1:C:1929:VAL:HG12	17	0.12
(1,4017)	2:B:38:LEU:HD21	1:C:1929:VAL:HG13	17	0.12

Continued on next page...

Continued from previous page...

Key	Atom-1	Atom-2	Model ID	Violation (Å)
(1,3990)	2:B:58:LEU:HD13	1:C:1929:VAL:HG21	4	0.12
(1,3990)	2:B:58:LEU:HD13	1:C:1929:VAL:HG22	4	0.12
(1,3990)	2:B:58:LEU:HD13	1:C:1929:VAL:HG23	4	0.12
(1,3990)	2:B:58:LEU:HD12	1:C:1929:VAL:HG21	4	0.12
(1,3990)	2:B:58:LEU:HD12	1:C:1929:VAL:HG22	4	0.12
(1,3990)	2:B:58:LEU:HD12	1:C:1929:VAL:HG23	4	0.12
(1,3990)	2:B:58:LEU:HD11	1:C:1929:VAL:HG21	4	0.12
(1,3990)	2:B:58:LEU:HD11	1:C:1929:VAL:HG22	4	0.12
(1,3990)	2:B:58:LEU:HD11	1:C:1929:VAL:HG23	4	0.12
(1,3990)	2:B:58:LEU:HD13	1:C:1929:VAL:HG21	11	0.12
(1,3990)	2:B:58:LEU:HD13	1:C:1929:VAL:HG22	11	0.12
(1,3990)	2:B:58:LEU:HD13	1:C:1929:VAL:HG23	11	0.12
(1,3990)	2:B:58:LEU:HD12	1:C:1929:VAL:HG21	11	0.12
(1,3990)	2:B:58:LEU:HD12	1:C:1929:VAL:HG22	11	0.12
(1,3990)	2:B:58:LEU:HD12	1:C:1929:VAL:HG23	11	0.12
(1,3990)	2:B:58:LEU:HD11	1:C:1929:VAL:HG21	11	0.12
(1,3990)	2:B:58:LEU:HD11	1:C:1929:VAL:HG22	11	0.12
(1,3990)	2:B:58:LEU:HD11	1:C:1929:VAL:HG23	11	0.12
(1,3984)	2:B:62:LEU:HD23	1:C:1921:LEU:HD21	14	0.12
(1,3984)	2:B:62:LEU:HD23	1:C:1921:LEU:HD22	14	0.12
(1,3984)	2:B:62:LEU:HD23	1:C:1921:LEU:HD23	14	0.12
(1,3984)	2:B:62:LEU:HD21	1:C:1921:LEU:HD21	14	0.12
(1,3984)	2:B:62:LEU:HD21	1:C:1921:LEU:HD22	14	0.12
(1,3984)	2:B:62:LEU:HD21	1:C:1921:LEU:HD23	14	0.12
(1,3984)	2:B:62:LEU:HD22	1:C:1921:LEU:HD21	14	0.12
(1,3984)	2:B:62:LEU:HD22	1:C:1921:LEU:HD22	14	0.12
(1,3984)	2:B:62:LEU:HD22	1:C:1921:LEU:HD23	14	0.12
(1,3979)	2:B:62:LEU:HD13	1:C:1918:LYS:HD3	1	0.12
(1,3979)	2:B:62:LEU:HD12	1:C:1918:LYS:HD3	1	0.12
(1,3979)	2:B:62:LEU:HD11	1:C:1918:LYS:HD3	1	0.12
(1,3979)	2:B:62:LEU:HD12	1:C:1920:LYS:HG3	1	0.12
(1,3979)	2:B:62:LEU:HD13	1:C:1920:LYS:HG3	1	0.12
(1,3979)	2:B:62:LEU:HD11	1:C:1920:LYS:HG3	1	0.12
(1,3924)	2:A:58:LEU:HD22	1:C:1900:LEU:HG	11	0.12
(1,3924)	2:A:58:LEU:HD21	1:C:1900:LEU:HG	11	0.12
(1,3924)	2:A:58:LEU:HD23	1:C:1900:LEU:HG	11	0.12
(1,3924)	2:A:58:LEU:HD22	1:C:1900:LEU:HG	15	0.12
(1,3924)	2:A:58:LEU:HD21	1:C:1900:LEU:HG	15	0.12
(1,3924)	2:A:58:LEU:HD23	1:C:1900:LEU:HG	15	0.12
(1,3924)	2:A:58:LEU:HD22	1:C:1900:LEU:HG	16	0.12
(1,3924)	2:A:58:LEU:HD21	1:C:1900:LEU:HG	16	0.12
(1,3924)	2:A:58:LEU:HD23	1:C:1900:LEU:HG	16	0.12

Continued on next page...

Continued from previous page...

Key	Atom-1	Atom-2	Model ID	Violation (Å)
(1,3919)	2:A:58:LEU:HD12	1:C:1899:GLU:HG3	5	0.12
(1,3919)	2:A:58:LEU:HD13	1:C:1899:GLU:HG3	5	0.12
(1,3919)	2:A:58:LEU:HD11	1:C:1899:GLU:HG3	5	0.12
(1,3919)	2:A:58:LEU:HD12	1:C:1899:GLU:HG3	9	0.12
(1,3919)	2:A:58:LEU:HD13	1:C:1899:GLU:HG3	9	0.12
(1,3919)	2:A:58:LEU:HD11	1:C:1899:GLU:HG3	9	0.12
(1,3919)	2:A:58:LEU:HD12	1:C:1899:GLU:HG3	10	0.12
(1,3919)	2:A:58:LEU:HD13	1:C:1899:GLU:HG3	10	0.12
(1,3919)	2:A:58:LEU:HD11	1:C:1899:GLU:HG3	10	0.12
(1,3919)	2:A:58:LEU:HD12	1:C:1899:GLU:HG3	12	0.12
(1,3919)	2:A:58:LEU:HD13	1:C:1899:GLU:HG3	12	0.12
(1,3919)	2:A:58:LEU:HD11	1:C:1899:GLU:HG3	12	0.12
(1,3919)	2:A:58:LEU:HD12	1:C:1899:GLU:HG3	16	0.12
(1,3919)	2:A:58:LEU:HD13	1:C:1899:GLU:HG3	16	0.12
(1,3919)	2:A:58:LEU:HD11	1:C:1899:GLU:HG3	16	0.12
(1,3919)	2:A:58:LEU:HD12	1:C:1899:GLU:HG3	17	0.12
(1,3919)	2:A:58:LEU:HD13	1:C:1899:GLU:HG3	17	0.12
(1,3919)	2:A:58:LEU:HD11	1:C:1899:GLU:HG3	17	0.12
(1,3820)	2:A:78:PHE:H	2:A:78:PHE:HE1	1	0.12
(1,3820)	2:A:78:PHE:H	2:A:78:PHE:HE2	1	0.12
(1,3820)	2:A:78:PHE:H	2:A:78:PHE:HE1	10	0.12
(1,3820)	2:A:78:PHE:H	2:A:78:PHE:HE2	10	0.12
(1,3814)	2:B:95:ASP:H	2:B:94:PRO:HA	15	0.12
(1,3796)	2:B:27:PHE:H	2:B:27:PHE:HD1	3	0.12
(1,3796)	2:B:27:PHE:H	2:B:27:PHE:HD2	3	0.12
(1,3758)	2:B:96:LYS:H	2:B:93:PHE:HB3	12	0.12
(1,3750)	2:B:93:PHE:H	2:B:101:LYS:HG3	9	0.12
(1,3750)	2:B:93:PHE:H	2:B:101:LYS:HG2	9	0.12
(1,3716)	2:B:89:PHE:H	2:B:101:LYS:HG2	16	0.12
(1,3716)	2:B:89:PHE:H	2:B:101:LYS:HG3	16	0.12
(1,3590)	2:B:69:GLU:H	2:B:28:LYS:HD2	15	0.12
(1,3540)	2:B:61:ASN:H	1:C:1917:LEU:HD21	7	0.12
(1,3540)	2:B:61:ASN:H	1:C:1917:LEU:HD22	7	0.12
(1,3540)	2:B:61:ASN:H	1:C:1917:LEU:HD23	7	0.12
(1,3539)	2:B:61:ASN:H	2:B:62:LEU:HG	6	0.12
(1,3539)	2:B:61:ASN:H	2:B:62:LEU:HG	12	0.12
(1,3539)	2:B:61:ASN:H	2:B:62:LEU:HG	19	0.12
(1,3539)	2:B:61:ASN:H	2:B:62:LEU:HG	20	0.12
(1,3420)	2:B:42:LEU:H	2:B:37:LEU:HB3	5	0.12
(1,3420)	2:B:42:LEU:H	2:B:37:LEU:HB3	15	0.12
(1,3420)	2:B:42:LEU:H	2:B:37:LEU:HB3	18	0.12
(1,3230)	2:A:95:ASP:H	2:A:94:PRO:HA	1	0.12

Continued on next page...

Continued from previous page...

Key	Atom-1	Atom-2	Model ID	Violation (Å)
(1,3218)	2:A:93:PHE:H	2:A:93:PHE:HA	8	0.12
(1,3218)	2:A:93:PHE:H	2:A:93:PHE:HA	10	0.12
(1,3216)	2:A:93:PHE:H	2:A:93:PHE:HD1	18	0.12
(1,3216)	2:A:93:PHE:H	2:A:93:PHE:HD2	18	0.12
(1,3163)	2:A:86:CYS:H	2:B:9:LEU:HB2	5	0.12
(1,3075)	2:A:74:GLU:H	2:A:70:VAL:HB	6	0.12
(1,3075)	2:A:74:GLU:H	2:A:70:VAL:HB	9	0.12
(1,3075)	2:A:74:GLU:H	2:A:70:VAL:HB	15	0.12
(1,3075)	2:A:74:GLU:H	2:A:70:VAL:HB	18	0.12
(1,2893)	2:A:50:THR:H	2:A:49:ARG:HA	16	0.12
(1,2618)	2:A:3:CYS:H	2:B:41:GLU:HG2	2	0.12
(1,2498)	2:B:5:LEU:HD11	2:A:75:TYR:HE1	5	0.12
(1,2498)	2:B:5:LEU:HD11	2:A:75:TYR:HE2	5	0.12
(1,2498)	2:B:5:LEU:HD12	2:A:75:TYR:HE1	5	0.12
(1,2498)	2:B:5:LEU:HD12	2:A:75:TYR:HE2	5	0.12
(1,248)	2:B:84:MET:HE1	2:B:80:SER:HB3	15	0.12
(1,248)	2:B:84:MET:HE2	2:B:80:SER:HB3	15	0.12
(1,248)	2:B:84:MET:HE1	2:B:80:SER:HB3	20	0.12
(1,248)	2:B:84:MET:HE2	2:B:80:SER:HB3	20	0.12
(1,246)	2:B:84:MET:HE2	1:C:1918:LYS:HE2	8	0.12
(1,246)	2:B:84:MET:HE2	1:C:1918:LYS:HE3	8	0.12
(1,2388)	2:B:9:LEU:HD11	2:A:42:LEU:HB3	5	0.12
(1,2388)	2:B:9:LEU:HD13	2:A:42:LEU:HB3	5	0.12
(1,2388)	2:B:9:LEU:HD12	2:A:42:LEU:HB3	5	0.12
(1,2388)	2:B:9:LEU:HD11	2:A:42:LEU:HB3	20	0.12
(1,2388)	2:B:9:LEU:HD13	2:A:42:LEU:HB3	20	0.12
(1,2388)	2:B:9:LEU:HD12	2:A:42:LEU:HB3	20	0.12
(1,2386)	2:B:9:LEU:HD13	2:B:5:LEU:HB3	2	0.12
(1,2386)	2:B:9:LEU:HD11	2:B:5:LEU:HB3	2	0.12
(1,2386)	2:B:9:LEU:HD12	2:B:5:LEU:HB3	2	0.12
(1,2386)	2:B:9:LEU:HD13	2:B:5:LEU:HB3	12	0.12
(1,2386)	2:B:9:LEU:HD11	2:B:5:LEU:HB3	12	0.12
(1,2386)	2:B:9:LEU:HD12	2:B:5:LEU:HB3	12	0.12
(1,2386)	2:B:9:LEU:HD13	2:B:5:LEU:HB3	14	0.12
(1,2386)	2:B:9:LEU:HD11	2:B:5:LEU:HB3	14	0.12
(1,2386)	2:B:9:LEU:HD12	2:B:5:LEU:HB3	14	0.12
(1,2386)	2:B:9:LEU:HD13	2:B:5:LEU:HB3	19	0.12
(1,2386)	2:B:9:LEU:HD11	2:B:5:LEU:HB3	19	0.12
(1,2386)	2:B:9:LEU:HD12	2:B:5:LEU:HB3	19	0.12
(1,2352)	2:B:10:ASP:HA	2:B:13:VAL:HB	14	0.12
(1,2281)	2:B:12:MET:HE3	2:B:76:CYS:H	18	0.12
(1,2281)	2:B:12:MET:HE2	2:B:76:CYS:H	18	0.12

Continued on next page...

Continued from previous page...

Key	Atom-1	Atom-2	Model ID	Violation (Å)
(1,2281)	2:B:12:MET:HE1	2:B:76:CYS:H	18	0.12
(1,2281)	2:B:12:MET:HE3	2:B:76:CYS:H	20	0.12
(1,2281)	2:B:12:MET:HE2	2:B:76:CYS:H	20	0.12
(1,2281)	2:B:12:MET:HE1	2:B:76:CYS:H	20	0.12
(1,2280)	2:B:12:MET:HE3	2:A:84:MET:H	7	0.12
(1,2280)	2:B:12:MET:HE2	2:A:84:MET:H	7	0.12
(1,2280)	2:B:12:MET:HE1	2:A:84:MET:H	7	0.12
(1,2280)	2:B:12:MET:HE3	2:A:84:MET:H	8	0.12
(1,2280)	2:B:12:MET:HE2	2:A:84:MET:H	8	0.12
(1,2280)	2:B:12:MET:HE1	2:A:84:MET:H	8	0.12
(1,2280)	2:B:12:MET:HE3	2:A:84:MET:H	16	0.12
(1,2280)	2:B:12:MET:HE2	2:A:84:MET:H	16	0.12
(1,2280)	2:B:12:MET:HE1	2:A:84:MET:H	16	0.12
(1,2268)	2:B:12:MET:HE1	2:B:12:MET:HG2	6	0.12
(1,2268)	2:B:12:MET:HE3	2:B:12:MET:HG2	6	0.12
(1,2268)	2:B:12:MET:HE2	2:B:12:MET:HG2	6	0.12
(1,2268)	2:B:12:MET:HE1	2:B:12:MET:HG2	13	0.12
(1,2268)	2:B:12:MET:HE3	2:B:12:MET:HG2	13	0.12
(1,2268)	2:B:12:MET:HE2	2:B:12:MET:HG2	13	0.12
(1,2268)	2:B:12:MET:HE1	2:B:12:MET:HG2	16	0.12
(1,2268)	2:B:12:MET:HE3	2:B:12:MET:HG2	16	0.12
(1,2268)	2:B:12:MET:HE2	2:B:12:MET:HG2	16	0.12
(1,2268)	2:B:12:MET:HE1	2:B:12:MET:HG2	20	0.12
(1,2268)	2:B:12:MET:HE3	2:B:12:MET:HG2	20	0.12
(1,2268)	2:B:12:MET:HE2	2:B:12:MET:HG2	20	0.12
(1,2233)	2:A:13:VAL:HG23	2:B:87:ASN:H	19	0.12
(1,2233)	2:A:13:VAL:HG21	2:B:87:ASN:H	19	0.12
(1,2233)	2:A:13:VAL:HG22	2:B:87:ASN:H	19	0.12
(1,2199)	2:A:15:THR:HG23	2:B:5:LEU:HD11	4	0.12
(1,2199)	2:A:15:THR:HG23	2:B:5:LEU:HD12	4	0.12
(1,2199)	2:A:15:THR:HG21	2:B:5:LEU:HD12	4	0.12
(1,2199)	2:A:15:THR:HG23	2:B:5:LEU:HD13	4	0.12
(1,2199)	2:A:15:THR:HG21	2:B:5:LEU:HD11	4	0.12
(1,2199)	2:A:15:THR:HG21	2:B:5:LEU:HD13	4	0.12
(1,2199)	2:A:15:THR:HG22	2:B:5:LEU:HD11	4	0.12
(1,2199)	2:A:15:THR:HG22	2:B:5:LEU:HD12	4	0.12
(1,2182)	2:B:15:THR:HG21	2:B:41:GLU:HG2	10	0.12
(1,2182)	2:B:15:THR:HG23	2:B:41:GLU:HG2	10	0.12
(1,2182)	2:B:15:THR:HG22	2:B:41:GLU:HG2	10	0.12
(1,2164)	2:A:16:PHE:HA	2:A:16:PHE:HD1	4	0.12
(1,2164)	2:A:16:PHE:HA	2:A:16:PHE:HD2	4	0.12
(1,2110)	2:B:19:TYR:HA	2:B:22:LYS:HD2	14	0.12

Continued on next page...

Continued from previous page...

Key	Atom-1	Atom-2	Model ID	Violation (Å)
(1,2091)	2:B:22:LYS:HG3	2:B:22:LYS:HE2	13	0.12
(1,2091)	2:B:22:LYS:HG3	2:B:22:LYS:HE2	14	0.12
(1,2087)	2:A:22:LYS:HB2	2:A:19:TYR:HA	6	0.12
(1,2086)	2:B:22:LYS:HB2	2:B:19:TYR:HA	6	0.12
(1,2013)	2:B:29:LEU:HD11	2:B:75:TYR:HD1	16	0.12
(1,2013)	2:B:29:LEU:HD11	2:B:75:TYR:HD2	16	0.12
(1,2013)	2:B:29:LEU:HD13	2:B:75:TYR:HD1	16	0.12
(1,2013)	2:B:29:LEU:HD13	2:B:75:TYR:HD2	16	0.12
(1,2013)	2:B:29:LEU:HD12	2:B:75:TYR:HD1	16	0.12
(1,2013)	2:B:29:LEU:HD12	2:B:75:TYR:HD2	16	0.12
(1,1962)	2:B:34:LEU:HD23	2:B:62:LEU:HD22	12	0.12
(1,1962)	2:B:34:LEU:HD23	2:B:62:LEU:HD21	12	0.12
(1,1962)	2:B:34:LEU:HD23	2:B:62:LEU:HD23	12	0.12
(1,1962)	2:B:34:LEU:HD22	2:B:62:LEU:HD22	12	0.12
(1,1962)	2:B:34:LEU:HD22	2:B:62:LEU:HD21	12	0.12
(1,1962)	2:B:34:LEU:HD22	2:B:62:LEU:HD23	12	0.12
(1,1962)	2:B:34:LEU:HD21	2:B:62:LEU:HD22	12	0.12
(1,1962)	2:B:34:LEU:HD21	2:B:62:LEU:HD21	12	0.12
(1,1956)	2:B:34:LEU:HD21	2:B:38:LEU:HB2	3	0.12
(1,1956)	2:B:34:LEU:HD23	2:B:38:LEU:HB2	3	0.12
(1,1956)	2:B:34:LEU:HD22	2:B:38:LEU:HB2	3	0.12
(1,1956)	2:B:34:LEU:HD21	2:B:38:LEU:HB2	16	0.12
(1,1956)	2:B:34:LEU:HD23	2:B:38:LEU:HB2	16	0.12
(1,1956)	2:B:34:LEU:HD22	2:B:38:LEU:HB2	16	0.12
(1,1956)	2:B:34:LEU:HD21	2:B:38:LEU:HB2	19	0.12
(1,1956)	2:B:34:LEU:HD23	2:B:38:LEU:HB2	19	0.12
(1,1956)	2:B:34:LEU:HD22	2:B:38:LEU:HB2	19	0.12
(1,1954)	2:B:34:LEU:HD23	2:B:38:LEU:HG	3	0.12
(1,1954)	2:B:34:LEU:HD21	2:B:38:LEU:HG	3	0.12
(1,1954)	2:B:34:LEU:HD22	2:B:38:LEU:HG	3	0.12
(1,1954)	2:B:34:LEU:HD23	2:B:38:LEU:HG	14	0.12
(1,1954)	2:B:34:LEU:HD21	2:B:38:LEU:HG	14	0.12
(1,1954)	2:B:34:LEU:HD22	2:B:38:LEU:HG	14	0.12
(1,1954)	2:B:34:LEU:HD23	2:B:38:LEU:HG	15	0.12
(1,1954)	2:B:34:LEU:HD21	2:B:38:LEU:HG	15	0.12
(1,1954)	2:B:34:LEU:HD22	2:B:38:LEU:HG	15	0.12
(1,1918)	2:A:34:LEU:HD21	2:A:33:GLU:H	15	0.12
(1,1918)	2:A:34:LEU:HD23	2:A:33:GLU:H	15	0.12
(1,1902)	2:A:34:LEU:HD11	2:A:60:SER:H	8	0.12
(1,1902)	2:A:34:LEU:HD12	2:A:60:SER:H	8	0.12
(1,1902)	2:A:34:LEU:HD13	2:A:60:SER:H	8	0.12
(1,1902)	2:A:34:LEU:HD11	2:A:60:SER:H	11	0.12

Continued on next page...

Continued from previous page...

Key	Atom-1	Atom-2	Model ID	Violation (Å)
(1,1902)	2:A:34:LEU:HD12	2:A:60:SER:H	11	0.12
(1,1902)	2:A:34:LEU:HD13	2:A:60:SER:H	11	0.12
(1,1878)	2:B:35:LYS:HE3	2:B:55:PHE:HD1	20	0.12
(1,1878)	2:B:35:LYS:HE3	2:B:55:PHE:HD2	20	0.12
(1,1854)	2:A:35:LYS:HE2	2:A:32:SER:HA	16	0.12
(1,1854)	2:A:35:LYS:HE3	2:A:32:SER:HA	16	0.12
(1,1800)	2:A:36:GLU:HG2	2:A:33:GLU:HA	15	0.12
(1,180)	2:B:85:MET:HE2	2:B:85:MET:H	3	0.12
(1,1752)	2:B:38:LEU:HD13	1:C:1928:PHE:HZ	4	0.12
(1,1752)	2:B:38:LEU:HD11	1:C:1928:PHE:HZ	4	0.12
(1,1752)	2:B:38:LEU:HD12	1:C:1928:PHE:HZ	4	0.12
(1,1608)	2:B:42:LEU:HD13	2:A:9:LEU:H	5	0.12
(1,1608)	2:B:42:LEU:HD11	2:A:9:LEU:H	5	0.12
(1,1608)	2:B:42:LEU:HD12	2:A:9:LEU:H	5	0.12
(1,1608)	2:B:42:LEU:HD13	2:A:9:LEU:H	18	0.12
(1,1608)	2:B:42:LEU:HD11	2:A:9:LEU:H	18	0.12
(1,1608)	2:B:42:LEU:HD12	2:A:9:LEU:H	18	0.12
(1,1592)	2:B:35:LYS:HG2	2:B:36:GLU:HG2	16	0.12
(1,1468)	2:A:46:LEU:HD13	1:C:1897:GLN:HE22	10	0.12
(1,1468)	2:A:46:LEU:HD11	1:C:1897:GLN:HE22	10	0.12
(1,1468)	2:A:46:LEU:HD12	1:C:1897:GLN:HE22	10	0.12
(1,1468)	2:A:46:LEU:HD13	1:C:1897:GLN:HE22	18	0.12
(1,1468)	2:A:46:LEU:HD11	1:C:1897:GLN:HE22	18	0.12
(1,1468)	2:A:46:LEU:HD12	1:C:1897:GLN:HE22	18	0.12
(1,1461)	2:A:46:LEU:HD21	2:A:39:THR:H	2	0.12
(1,1461)	2:A:46:LEU:HD23	2:A:39:THR:H	2	0.12
(1,1461)	2:A:46:LEU:HD22	2:A:39:THR:H	2	0.12
(1,145)	2:A:85:MET:HE3	2:A:82:ILE:HA	2	0.12
(1,145)	2:A:85:MET:HE1	2:A:82:ILE:HA	2	0.12
(1,145)	2:A:85:MET:HE2	2:A:82:ILE:HA	2	0.12
(1,1438)	2:A:48:LYS:HA	2:A:48:LYS:HD3	18	0.12
(1,142)	2:A:85:MET:HE2	2:A:85:MET:HG3	13	0.12
(1,142)	2:A:85:MET:HE3	2:A:85:MET:HG3	13	0.12
(1,142)	2:A:85:MET:HE1	2:A:85:MET:HG3	13	0.12
(1,1408)	2:A:49:ARG:HD2	2:A:54:ALA:HB2	8	0.12
(1,1408)	2:A:49:ARG:HD2	2:A:54:ALA:HB1	8	0.12
(1,1408)	2:A:49:ARG:HD2	2:A:54:ALA:HB3	8	0.12
(1,1373)	2:A:50:THR:HA	2:A:55:PHE:HD1	17	0.12
(1,1373)	2:A:50:THR:HA	2:A:55:PHE:HD2	17	0.12
(1,1303)	2:B:54:ALA:HB2	1:C:1928:PHE:HD1	3	0.12
(1,1303)	2:B:54:ALA:HB2	1:C:1928:PHE:HD2	3	0.12
(1,1303)	2:B:54:ALA:HB3	1:C:1928:PHE:HD1	3	0.12

Continued on next page...

Continued from previous page...

Key	Atom-1	Atom-2	Model ID	Violation (Å)
(1,1303)	2:B:54:ALA:HB3	1:C:1928:PHE:HD2	3	0.12
(1,1303)	2:B:54:ALA:HB1	1:C:1928:PHE:HD1	3	0.12
(1,1303)	2:B:54:ALA:HB1	1:C:1928:PHE:HD2	3	0.12
(1,1303)	2:B:54:ALA:HB3	1:C:1928:PHE:HE1	3	0.12
(1,1303)	2:B:54:ALA:HB3	1:C:1928:PHE:HE2	3	0.12
(1,1303)	2:B:54:ALA:HB2	1:C:1928:PHE:HD1	12	0.12
(1,1303)	2:B:54:ALA:HB2	1:C:1928:PHE:HD2	12	0.12
(1,1303)	2:B:54:ALA:HB3	1:C:1928:PHE:HD1	12	0.12
(1,1303)	2:B:54:ALA:HB3	1:C:1928:PHE:HD2	12	0.12
(1,1303)	2:B:54:ALA:HB1	1:C:1928:PHE:HD1	12	0.12
(1,1303)	2:B:54:ALA:HB1	1:C:1928:PHE:HD2	12	0.12
(1,1303)	2:B:54:ALA:HB3	1:C:1928:PHE:HE1	12	0.12
(1,1303)	2:B:54:ALA:HB3	1:C:1928:PHE:HE2	12	0.12
(1,1303)	2:B:54:ALA:HB2	1:C:1928:PHE:HD1	14	0.12
(1,1303)	2:B:54:ALA:HB2	1:C:1928:PHE:HD2	14	0.12
(1,1303)	2:B:54:ALA:HB3	1:C:1928:PHE:HD1	14	0.12
(1,1303)	2:B:54:ALA:HB3	1:C:1928:PHE:HD2	14	0.12
(1,1303)	2:B:54:ALA:HB1	1:C:1928:PHE:HD1	14	0.12
(1,1303)	2:B:54:ALA:HB1	1:C:1928:PHE:HD2	14	0.12
(1,1303)	2:B:54:ALA:HB3	1:C:1928:PHE:HE1	14	0.12
(1,1303)	2:B:54:ALA:HB3	1:C:1928:PHE:HE2	14	0.12
(1,1302)	2:B:54:ALA:HB2	2:B:55:PHE:H	1	0.12
(1,1302)	2:B:54:ALA:HB1	2:B:55:PHE:H	1	0.12
(1,1302)	2:B:54:ALA:HB3	2:B:55:PHE:H	1	0.12
(1,1302)	2:B:54:ALA:HB2	2:B:55:PHE:H	3	0.12
(1,1302)	2:B:54:ALA:HB1	2:B:55:PHE:H	3	0.12
(1,1302)	2:B:54:ALA:HB3	2:B:55:PHE:H	3	0.12
(1,1302)	2:B:54:ALA:HB2	2:B:55:PHE:H	9	0.12
(1,1302)	2:B:54:ALA:HB1	2:B:55:PHE:H	9	0.12
(1,1302)	2:B:54:ALA:HB3	2:B:55:PHE:H	9	0.12
(1,1302)	2:B:54:ALA:HB2	2:B:55:PHE:H	11	0.12
(1,1302)	2:B:54:ALA:HB1	2:B:55:PHE:H	11	0.12
(1,1302)	2:B:54:ALA:HB3	2:B:55:PHE:H	11	0.12
(1,1283)	2:A:54:ALA:HB1	1:C:1897:GLN:HE22	19	0.12
(1,1283)	2:A:54:ALA:HB3	1:C:1897:GLN:HE22	19	0.12
(1,1283)	2:A:54:ALA:HB2	1:C:1897:GLN:HE22	19	0.12
(1,1203)	2:B:58:LEU:HD22	2:B:78:PHE:HZ	3	0.12
(1,1203)	2:B:58:LEU:HD22	2:B:78:PHE:HZ	6	0.12
(1,1200)	2:B:58:LEU:HD11	1:C:1928:PHE:HE1	13	0.12
(1,1200)	2:B:58:LEU:HD11	1:C:1928:PHE:HE2	13	0.12
(1,1200)	2:B:58:LEU:HD12	1:C:1928:PHE:HE1	13	0.12
(1,1200)	2:B:58:LEU:HD12	1:C:1928:PHE:HE2	13	0.12

Continued on next page...

Continued from previous page...

Key	Atom-1	Atom-2	Model ID	Violation (Å)
(1,1200)	2:B:58:LEU:HD11	1:C:1928:PHE:HD1	13	0.12
(1,1200)	2:B:58:LEU:HD11	1:C:1928:PHE:HD2	13	0.12
(1,1200)	2:B:58:LEU:HD13	1:C:1928:PHE:HD1	13	0.12
(1,1200)	2:B:58:LEU:HD13	1:C:1928:PHE:HD2	13	0.12
(1,1200)	2:B:58:LEU:HD12	1:C:1928:PHE:HD1	13	0.12
(1,1200)	2:B:58:LEU:HD12	1:C:1928:PHE:HD2	13	0.12
(1,1156)	2:A:58:LEU:HD22	1:C:1899:GLU:HG3	7	0.12
(1,1156)	2:A:58:LEU:HD23	1:C:1899:GLU:HG3	7	0.12
(1,1156)	2:A:58:LEU:HD21	1:C:1899:GLU:HG3	7	0.12
(1,1139)	2:A:58:LEU:HD11	1:C:1899:GLU:HG3	5	0.12
(1,1139)	2:A:58:LEU:HD12	1:C:1899:GLU:HG3	5	0.12
(1,1139)	2:A:58:LEU:HD13	1:C:1899:GLU:HG3	5	0.12
(1,1139)	2:A:58:LEU:HD11	1:C:1899:GLU:HG3	9	0.12
(1,1139)	2:A:58:LEU:HD12	1:C:1899:GLU:HG3	9	0.12
(1,1139)	2:A:58:LEU:HD13	1:C:1899:GLU:HG3	9	0.12
(1,1139)	2:A:58:LEU:HD11	1:C:1899:GLU:HG3	10	0.12
(1,1139)	2:A:58:LEU:HD12	1:C:1899:GLU:HG3	10	0.12
(1,1139)	2:A:58:LEU:HD13	1:C:1899:GLU:HG3	10	0.12
(1,1139)	2:A:58:LEU:HD11	1:C:1899:GLU:HG3	12	0.12
(1,1139)	2:A:58:LEU:HD12	1:C:1899:GLU:HG3	12	0.12
(1,1139)	2:A:58:LEU:HD13	1:C:1899:GLU:HG3	12	0.12
(1,1139)	2:A:58:LEU:HD11	1:C:1899:GLU:HG3	16	0.12
(1,1139)	2:A:58:LEU:HD12	1:C:1899:GLU:HG3	16	0.12
(1,1139)	2:A:58:LEU:HD13	1:C:1899:GLU:HG3	16	0.12
(1,1139)	2:A:58:LEU:HD11	1:C:1899:GLU:HG3	17	0.12
(1,1139)	2:A:58:LEU:HD12	1:C:1899:GLU:HG3	17	0.12
(1,1139)	2:A:58:LEU:HD13	1:C:1899:GLU:HG3	17	0.12
(1,1119)	2:A:58:LEU:HD11	2:A:57:LYS:H	17	0.12
(1,1119)	2:A:58:LEU:HD13	2:A:57:LYS:H	17	0.12
(1,1119)	2:A:58:LEU:HD12	2:A:57:LYS:H	17	0.12
(1,1103)	2:B:59:MET:HE3	2:B:67:ASP:H	13	0.12
(1,1103)	2:B:59:MET:HE2	2:B:67:ASP:H	13	0.12
(1,1103)	2:B:59:MET:HE1	2:B:67:ASP:H	13	0.12
(1,1096)	2:B:59:MET:HE1	2:B:75:TYR:HD1	11	0.12
(1,1096)	2:B:59:MET:HE1	2:B:75:TYR:HD2	11	0.12
(1,1096)	2:B:59:MET:HE3	2:B:75:TYR:HD1	11	0.12
(1,1096)	2:B:59:MET:HE3	2:B:75:TYR:HD2	11	0.12
(1,1096)	2:B:59:MET:HE2	2:B:75:TYR:HD1	11	0.12
(1,1096)	2:B:59:MET:HE2	2:B:75:TYR:HD2	11	0.12
(1,1096)	2:B:59:MET:HE1	2:B:75:TYR:HD1	17	0.12
(1,1096)	2:B:59:MET:HE1	2:B:75:TYR:HD2	17	0.12
(1,1096)	2:B:59:MET:HE3	2:B:75:TYR:HD1	17	0.12

Continued on next page...

Continued from previous page...

Key	Atom-1	Atom-2	Model ID	Violation (Å)
(1,1096)	2:B:59:MET:HE3	2:B:75:TYR:HD2	17	0.12
(1,1096)	2:B:59:MET:HE2	2:B:75:TYR:HD1	17	0.12
(1,1096)	2:B:59:MET:HE2	2:B:75:TYR:HD2	17	0.12
(1,1093)	2:B:59:MET:HE3	2:B:30:ASN:HD22	1	0.12
(1,1093)	2:B:59:MET:HE2	2:B:30:ASN:HD22	1	0.12
(1,1085)	2:B:59:MET:HE2	2:B:31:LYS:HA	4	0.12
(1,1085)	2:B:59:MET:HE1	2:B:31:LYS:HA	4	0.12
(1,1085)	2:B:59:MET:HE3	2:B:31:LYS:HA	4	0.12
(1,1053)	2:A:59:MET:HE1	2:A:75:TYR:HD1	5	0.12
(1,1053)	2:A:59:MET:HE1	2:A:75:TYR:HD2	5	0.12
(1,1053)	2:A:59:MET:HE3	2:A:75:TYR:HD1	5	0.12
(1,1053)	2:A:59:MET:HE3	2:A:75:TYR:HD2	5	0.12
(1,1053)	2:A:59:MET:HE2	2:A:75:TYR:HD1	5	0.12
(1,1053)	2:A:59:MET:HE2	2:A:75:TYR:HD2	5	0.12
(1,1053)	2:A:59:MET:HE1	2:A:75:TYR:HD1	7	0.12
(1,1053)	2:A:59:MET:HE1	2:A:75:TYR:HD2	7	0.12
(1,1053)	2:A:59:MET:HE3	2:A:75:TYR:HD1	7	0.12
(1,1053)	2:A:59:MET:HE3	2:A:75:TYR:HD2	7	0.12
(1,1053)	2:A:59:MET:HE2	2:A:75:TYR:HD1	7	0.12
(1,1053)	2:A:59:MET:HE2	2:A:75:TYR:HD2	7	0.12
(1,1045)	2:A:59:MET:HE2	2:A:31:LYS:H	12	0.12
(1,1045)	2:A:59:MET:HE1	2:A:31:LYS:H	12	0.12
(1,1045)	2:A:59:MET:HE3	2:A:31:LYS:H	12	0.12
(1,1033)	2:A:59:MET:HE2	2:A:68:ASN:HB2	16	0.12
(1,1033)	2:A:59:MET:HE3	2:A:68:ASN:HB2	16	0.12
(1,1033)	2:A:59:MET:HE1	2:A:68:ASN:HB2	16	0.12
(1,1022)	2:A:59:MET:HG2	2:A:31:LYS:HG2	16	0.12
(1,1022)	2:A:59:MET:HG2	2:A:31:LYS:HG2	19	0.12
(2,46)	1:C:1916:SER:H	1:C:1912:ARG:HB2	10	0.11
(2,38)	2:B:93:PHE:HE1	2:A:27:PHE:HE1	5	0.11
(2,38)	2:B:93:PHE:HE1	2:A:27:PHE:HE2	5	0.11
(2,38)	2:B:93:PHE:HE2	2:A:27:PHE:HE1	5	0.11
(2,38)	2:B:93:PHE:HE2	2:A:27:PHE:HE2	5	0.11
(2,27)	2:B:47:GLY:H	1:C:1929:VAL:HA	5	0.11
(2,16)	2:B:34:LEU:HG	2:B:75:TYR:HB2	19	0.11
(1,904)	2:A:62:LEU:HD11	2:A:58:LEU:HA	7	0.11
(1,904)	2:A:62:LEU:HD12	2:A:58:LEU:HA	7	0.11
(1,904)	2:A:62:LEU:HD13	2:A:58:LEU:HA	7	0.11
(1,904)	2:A:62:LEU:HD11	2:A:58:LEU:HA	16	0.11
(1,904)	2:A:62:LEU:HD12	2:A:58:LEU:HA	16	0.11
(1,904)	2:A:62:LEU:HD13	2:A:58:LEU:HA	16	0.11
(1,869)	2:A:64:SER:HB3	2:A:74:GLU:HG2	16	0.11

Continued on next page...

Continued from previous page...

Key	Atom-1	Atom-2	Model ID	Violation (Å)
(1,753)	2:B:70:VAL:HG21	2:B:74:GLU:H	6	0.11
(1,753)	2:B:70:VAL:HG22	2:B:74:GLU:H	6	0.11
(1,727)	2:A:70:VAL:HG23	2:A:75:TYR:HB3	20	0.11
(1,727)	2:A:70:VAL:HG21	2:A:75:TYR:HB3	20	0.11
(1,727)	2:A:70:VAL:HG22	2:A:75:TYR:HB3	20	0.11
(1,703)	2:B:71:ASP:HA	2:B:75:TYR:HD1	4	0.11
(1,703)	2:B:71:ASP:HA	2:B:75:TYR:HD2	4	0.11
(1,703)	2:B:71:ASP:HA	2:B:75:TYR:HD1	5	0.11
(1,703)	2:B:71:ASP:HA	2:B:75:TYR:HD2	5	0.11
(1,703)	2:B:71:ASP:HA	2:B:75:TYR:HD1	12	0.11
(1,703)	2:B:71:ASP:HA	2:B:75:TYR:HD2	12	0.11
(1,7014)	2:B:19:TYR:HE1	2:B:15:THR:HG22	20	0.11
(1,7014)	2:B:19:TYR:HE2	2:B:15:THR:HG22	20	0.11
(1,7014)	2:B:19:TYR:HE1	2:B:15:THR:HG21	20	0.11
(1,7014)	2:B:19:TYR:HE2	2:B:15:THR:HG21	20	0.11
(1,7014)	2:A:19:TYR:HE1	2:A:15:THR:HG22	20	0.11
(1,7014)	2:A:19:TYR:HE2	2:A:15:THR:HG22	20	0.11
(1,7014)	2:A:19:TYR:HE1	2:A:15:THR:HG21	20	0.11
(1,7014)	2:A:19:TYR:HE2	2:A:15:THR:HG21	20	0.11
(1,7014)	2:B:19:TYR:HE1	2:B:15:THR:HG23	20	0.11
(1,7014)	2:B:19:TYR:HE2	2:B:15:THR:HG23	20	0.11
(1,699)	2:B:71:ASP:HB3	2:B:72:PHE:H	15	0.11
(1,6968)	2:A:17:HIS:H	2:A:26:LYS:HE3	3	0.11
(1,6968)	2:A:17:HIS:H	2:A:26:LYS:HE2	3	0.11
(1,6968)	2:A:17:HIS:H	2:A:75:TYR:HB3	3	0.11
(1,6968)	2:A:17:HIS:H	2:B:90:PHE:HB2	3	0.11
(1,6968)	2:A:17:HIS:H	2:A:26:LYS:HE3	19	0.11
(1,6968)	2:A:17:HIS:H	2:A:26:LYS:HE2	19	0.11
(1,6968)	2:A:17:HIS:H	2:A:75:TYR:HB3	19	0.11
(1,6968)	2:A:17:HIS:H	2:B:90:PHE:HB2	19	0.11
(1,6965)	2:B:26:LYS:H	2:B:26:LYS:HG3	14	0.11
(1,6965)	2:A:26:LYS:H	2:A:26:LYS:HG3	14	0.11
(1,6921)	2:B:59:MET:H	2:B:58:LEU:HD22	2	0.11
(1,6921)	2:B:59:MET:H	2:B:34:LEU:HD23	2	0.11
(1,6921)	2:B:59:MET:H	2:B:34:LEU:HD22	2	0.11
(1,6921)	2:B:59:MET:H	2:B:58:LEU:HD22	7	0.11
(1,6921)	2:B:59:MET:H	2:B:34:LEU:HD23	7	0.11
(1,6921)	2:B:59:MET:H	2:B:34:LEU:HD22	7	0.11
(1,6921)	2:B:59:MET:H	2:B:58:LEU:HD22	18	0.11
(1,6921)	2:B:59:MET:H	2:B:34:LEU:HD23	18	0.11
(1,6921)	2:B:59:MET:H	2:B:34:LEU:HD22	18	0.11
(1,6921)	2:B:59:MET:H	2:B:58:LEU:HD22	19	0.11

Continued on next page...

Continued from previous page...

Key	Atom-1	Atom-2	Model ID	Violation (Å)
(1,6921)	2:B:59:MET:H	2:B:34:LEU:HD23	19	0.11
(1,6921)	2:B:59:MET:H	2:B:34:LEU:HD22	19	0.11
(1,6858)	2:B:2:ALA:H	2:B:7:LYS:HB2	6	0.11
(1,6858)	2:B:2:ALA:H	2:A:7:LYS:HB2	6	0.11
(1,6858)	2:B:2:ALA:H	2:B:7:LYS:HB2	11	0.11
(1,6858)	2:B:2:ALA:H	2:A:7:LYS:HB2	11	0.11
(1,6858)	2:B:2:ALA:H	2:B:7:LYS:HB2	16	0.11
(1,6858)	2:B:2:ALA:H	2:A:7:LYS:HB2	16	0.11
(1,6824)	2:A:73:GLN:H	2:A:75:TYR:HD1	8	0.11
(1,6824)	2:A:73:GLN:H	2:A:75:TYR:HD2	8	0.11
(1,6824)	2:A:73:GLN:H	2:A:72:PHE:HZ	8	0.11
(1,6815)	2:A:62:LEU:H	1:C:1908:ASP:H	4	0.11
(1,6815)	2:A:62:LEU:H	2:A:75:TYR:H	4	0.11
(1,6799)	2:A:49:ARG:H	2:A:48:LYS:HA	2	0.11
(1,6799)	2:A:49:ARG:H	2:A:47:GLY:HA2	2	0.11
(1,6797)	2:A:47:GLY:H	2:A:46:LEU:HA	6	0.11
(1,6797)	2:A:47:GLY:H	2:A:45:PHE:HA	6	0.11
(1,6771)	2:A:28:LYS:H	2:A:17:HIS:HA	5	0.11
(1,6771)	2:A:28:LYS:H	2:A:69:GLU:HA	5	0.11
(1,6771)	2:A:28:LYS:H	2:A:17:HIS:HA	20	0.11
(1,6771)	2:A:28:LYS:H	2:A:69:GLU:HA	20	0.11
(1,6703)	2:A:23:GLU:H	2:A:24:GLY:H	15	0.11
(1,6703)	2:B:23:GLU:H	2:B:24:GLY:H	15	0.11
(1,6676)	2:A:26:LYS:H	2:A:27:PHE:H	11	0.11
(1,6676)	2:B:26:LYS:H	2:B:27:PHE:H	11	0.11
(1,6656)	2:B:100:LYS:H	2:B:100:LYS:HA	16	0.11
(1,6656)	2:A:100:LYS:H	2:A:100:LYS:HA	16	0.11
(1,6650)	2:A:101:LYS:H	2:A:100:LYS:HA	9	0.11
(1,6650)	2:B:101:LYS:H	2:B:100:LYS:HA	9	0.11
(1,6627)	2:A:2:ALA:HB3	2:A:4:PRO:HG2	10	0.11
(1,6627)	2:A:2:ALA:HB1	2:A:4:PRO:HG2	10	0.11
(1,6627)	2:A:2:ALA:HB2	2:A:4:PRO:HG2	10	0.11
(1,6627)	2:B:2:ALA:HB3	2:A:4:PRO:HG2	10	0.11
(1,6627)	2:B:2:ALA:HB2	2:A:4:PRO:HG2	10	0.11
(1,6627)	2:A:2:ALA:HB3	2:A:4:PRO:HG2	11	0.11
(1,6627)	2:A:2:ALA:HB1	2:A:4:PRO:HG2	11	0.11
(1,6627)	2:A:2:ALA:HB2	2:A:4:PRO:HG2	11	0.11
(1,6627)	2:B:2:ALA:HB3	2:A:4:PRO:HG2	11	0.11
(1,6627)	2:B:2:ALA:HB2	2:A:4:PRO:HG2	11	0.11
(1,6618)	2:A:2:ALA:HA	2:A:7:LYS:HE2	10	0.11
(1,6618)	2:B:2:ALA:HA	2:B:7:LYS:HE2	10	0.11
(1,6618)	2:A:2:ALA:HA	2:B:7:LYS:HE2	10	0.11

Continued on next page...

Continued from previous page...

Key	Atom-1	Atom-2	Model ID	Violation (Å)
(1,6618)	2:A:2:ALA:HA	2:A:7:LYS:HE3	10	0.11
(1,6618)	2:B:2:ALA:HA	2:B:7:LYS:HE3	10	0.11
(1,6618)	2:A:2:ALA:HA	2:B:7:LYS:HE3	10	0.11
(1,6595)	2:B:5:LEU:HD23	2:A:78:PHE:HE1	3	0.11
(1,6595)	2:B:5:LEU:HD23	2:A:78:PHE:HE2	3	0.11
(1,6595)	2:B:5:LEU:HD22	2:A:78:PHE:HE1	3	0.11
(1,6595)	2:B:5:LEU:HD22	2:A:78:PHE:HE2	3	0.11
(1,6595)	2:B:5:LEU:HD21	2:A:45:PHE:HE1	3	0.11
(1,6595)	2:B:5:LEU:HD21	2:A:45:PHE:HE2	3	0.11
(1,6595)	2:B:5:LEU:HD23	2:A:45:PHE:HE1	3	0.11
(1,6595)	2:B:5:LEU:HD23	2:A:45:PHE:HE2	3	0.11
(1,6595)	2:B:5:LEU:HD22	2:A:45:PHE:HE1	3	0.11
(1,6595)	2:B:5:LEU:HD22	2:A:45:PHE:HE2	3	0.11
(1,6595)	2:B:5:LEU:HD23	2:A:78:PHE:HE1	11	0.11
(1,6595)	2:B:5:LEU:HD23	2:A:78:PHE:HE2	11	0.11
(1,6595)	2:B:5:LEU:HD22	2:A:78:PHE:HE1	11	0.11
(1,6595)	2:B:5:LEU:HD22	2:A:78:PHE:HE2	11	0.11
(1,6595)	2:B:5:LEU:HD21	2:A:45:PHE:HE1	11	0.11
(1,6595)	2:B:5:LEU:HD21	2:A:45:PHE:HE2	11	0.11
(1,6595)	2:B:5:LEU:HD23	2:A:45:PHE:HE1	11	0.11
(1,6595)	2:B:5:LEU:HD23	2:A:45:PHE:HE2	11	0.11
(1,6595)	2:B:5:LEU:HD22	2:A:45:PHE:HE1	11	0.11
(1,6595)	2:B:5:LEU:HD22	2:A:45:PHE:HE2	11	0.11
(1,6595)	2:B:5:LEU:HD23	2:A:78:PHE:HE1	13	0.11
(1,6595)	2:B:5:LEU:HD23	2:A:78:PHE:HE2	13	0.11
(1,6595)	2:B:5:LEU:HD22	2:A:78:PHE:HE1	13	0.11
(1,6595)	2:B:5:LEU:HD22	2:A:78:PHE:HE2	13	0.11
(1,6595)	2:B:5:LEU:HD21	2:A:45:PHE:HE1	13	0.11
(1,6595)	2:B:5:LEU:HD21	2:A:45:PHE:HE2	13	0.11
(1,6595)	2:B:5:LEU:HD23	2:A:45:PHE:HE1	13	0.11
(1,6595)	2:B:5:LEU:HD23	2:A:45:PHE:HE2	13	0.11
(1,6595)	2:B:5:LEU:HD22	2:A:45:PHE:HE1	13	0.11
(1,6595)	2:B:5:LEU:HD22	2:A:45:PHE:HE2	13	0.11
(1,6595)	2:B:5:LEU:HD23	2:A:78:PHE:HE1	16	0.11
(1,6595)	2:B:5:LEU:HD23	2:A:78:PHE:HE2	16	0.11
(1,6595)	2:B:5:LEU:HD22	2:A:78:PHE:HE1	16	0.11
(1,6595)	2:B:5:LEU:HD22	2:A:78:PHE:HE2	16	0.11
(1,6595)	2:B:5:LEU:HD21	2:A:45:PHE:HE1	16	0.11
(1,6595)	2:B:5:LEU:HD21	2:A:45:PHE:HE2	16	0.11
(1,6595)	2:B:5:LEU:HD23	2:A:45:PHE:HE1	16	0.11
(1,6595)	2:B:5:LEU:HD23	2:A:45:PHE:HE2	16	0.11
(1,6595)	2:B:5:LEU:HD22	2:A:45:PHE:HE1	16	0.11

Continued on next page...

Continued from previous page...

Key	Atom-1	Atom-2	Model ID	Violation (Å)
(1,6595)	2:B:5:LEU:HD22	2:A:45:PHE:HE2	16	0.11
(1,6593)	2:B:5:LEU:HD23	2:A:37:LEU:HD22	9	0.11
(1,6593)	2:B:5:LEU:HD23	2:A:42:LEU:HD13	9	0.11
(1,6593)	2:B:5:LEU:HD22	2:A:37:LEU:HD22	9	0.11
(1,6593)	2:B:5:LEU:HD22	2:A:42:LEU:HD13	9	0.11
(1,6593)	2:B:5:LEU:HD21	2:A:42:LEU:HD13	9	0.11
(1,6593)	2:B:5:LEU:HD21	2:A:37:LEU:HD22	9	0.11
(1,6535)	2:A:8:ALA:HA	2:A:11:VAL:HB	14	0.11
(1,6535)	2:B:8:ALA:HA	2:B:11:VAL:HB	14	0.11
(1,6485)	2:A:11:VAL:HG12	2:A:8:ALA:HA	17	0.11
(1,6485)	2:B:11:VAL:HG12	2:B:8:ALA:HA	17	0.11
(1,6485)	2:B:11:VAL:HG13	2:B:8:ALA:HA	17	0.11
(1,6485)	2:A:11:VAL:HG13	2:A:8:ALA:HA	17	0.11
(1,6485)	2:A:11:VAL:HG11	2:A:8:ALA:HA	17	0.11
(1,6485)	2:B:11:VAL:HG11	2:B:8:ALA:HA	17	0.11
(1,6485)	2:A:11:VAL:HG12	2:B:8:ALA:HA	17	0.11
(1,6485)	2:B:11:VAL:HG12	2:A:8:ALA:HA	17	0.11
(1,6485)	2:A:11:VAL:HG13	2:B:8:ALA:HA	17	0.11
(1,6485)	2:A:11:VAL:HG11	2:B:8:ALA:HA	17	0.11
(1,6485)	2:B:11:VAL:HG11	2:B:14:SER:HA	17	0.11
(1,6485)	2:A:11:VAL:HG12	2:A:8:ALA:HA	19	0.11
(1,6485)	2:B:11:VAL:HG12	2:B:8:ALA:HA	19	0.11
(1,6485)	2:B:11:VAL:HG13	2:B:8:ALA:HA	19	0.11
(1,6485)	2:A:11:VAL:HG13	2:A:8:ALA:HA	19	0.11
(1,6485)	2:A:11:VAL:HG11	2:A:8:ALA:HA	19	0.11
(1,6485)	2:B:11:VAL:HG11	2:B:8:ALA:HA	19	0.11
(1,6485)	2:A:11:VAL:HG12	2:B:8:ALA:HA	19	0.11
(1,6485)	2:B:11:VAL:HG12	2:A:8:ALA:HA	19	0.11
(1,6485)	2:A:11:VAL:HG13	2:B:8:ALA:HA	19	0.11
(1,6485)	2:A:11:VAL:HG11	2:B:8:ALA:HA	19	0.11
(1,6485)	2:B:11:VAL:HG11	2:B:14:SER:HA	19	0.11
(1,6477)	2:B:11:VAL:HG12	2:B:7:LYS:HD3	7	0.11
(1,6477)	2:A:11:VAL:HG12	2:A:7:LYS:HD3	7	0.11
(1,6477)	2:A:11:VAL:HG13	2:A:7:LYS:HD3	7	0.11
(1,6477)	2:B:11:VAL:HG13	2:B:7:LYS:HD3	7	0.11
(1,6477)	2:B:11:VAL:HG11	2:B:7:LYS:HD3	7	0.11
(1,6477)	2:A:11:VAL:HG11	2:A:7:LYS:HD3	7	0.11
(1,6477)	2:B:11:VAL:HG12	2:B:7:LYS:HD2	7	0.11
(1,6477)	2:A:11:VAL:HG12	2:A:7:LYS:HD2	7	0.11
(1,6477)	2:A:11:VAL:HG13	2:A:7:LYS:HD2	7	0.11
(1,6477)	2:B:11:VAL:HG13	2:B:7:LYS:HD2	7	0.11
(1,6477)	2:A:11:VAL:HG11	2:A:7:LYS:HD2	7	0.11

Continued on next page...

Continued from previous page...

Key	Atom-1	Atom-2	Model ID	Violation (Å)
(1,6457)	2:A:12:MET:HE1	2:A:8:ALA:HA	5	0.11
(1,6457)	2:A:12:MET:HE1	2:B:8:ALA:HA	5	0.11
(1,6457)	2:A:12:MET:HE2	2:A:8:ALA:HA	5	0.11
(1,6457)	2:A:12:MET:HE3	2:A:8:ALA:HA	5	0.11
(1,6457)	2:A:12:MET:HE1	2:B:9:LEU:HA	5	0.11
(1,6457)	2:A:12:MET:HE2	2:B:8:ALA:HA	5	0.11
(1,6457)	2:A:12:MET:HE3	2:B:8:ALA:HA	5	0.11
(1,6455)	2:A:12:MET:HE3	2:A:76:CYS:HA	4	0.11
(1,6455)	2:A:12:MET:HE2	2:A:76:CYS:HA	4	0.11
(1,6455)	2:A:12:MET:HE1	2:A:76:CYS:HA	4	0.11
(1,6455)	2:A:12:MET:HE2	2:B:76:CYS:HA	4	0.11
(1,6455)	2:A:12:MET:HE3	2:B:76:CYS:HA	4	0.11
(1,6453)	2:A:12:MET:HE3	2:A:76:CYS:HB2	8	0.11
(1,6453)	2:A:12:MET:HE2	2:A:76:CYS:HB2	8	0.11
(1,6453)	2:A:12:MET:HE1	2:A:76:CYS:HB2	8	0.11
(1,6453)	2:A:12:MET:HE2	2:B:81:CYS:HB2	8	0.11
(1,6442)	2:B:12:MET:HE3	2:B:75:TYR:HD1	2	0.11
(1,6442)	2:B:12:MET:HE3	2:B:75:TYR:HD2	2	0.11
(1,6442)	2:B:12:MET:HE1	2:B:75:TYR:HD1	2	0.11
(1,6442)	2:B:12:MET:HE1	2:B:75:TYR:HD2	2	0.11
(1,6442)	2:B:12:MET:HE2	2:B:75:TYR:HD1	2	0.11
(1,6442)	2:B:12:MET:HE2	2:B:75:TYR:HD2	2	0.11
(1,6442)	2:B:12:MET:HE3	2:B:78:PHE:HE1	2	0.11
(1,6442)	2:B:12:MET:HE3	2:B:78:PHE:HE2	2	0.11
(1,6442)	2:B:12:MET:HE1	2:B:78:PHE:HE1	2	0.11
(1,6442)	2:B:12:MET:HE1	2:B:78:PHE:HE2	2	0.11
(1,6442)	2:B:12:MET:HE3	2:B:75:TYR:HD1	10	0.11
(1,6442)	2:B:12:MET:HE3	2:B:75:TYR:HD2	10	0.11
(1,6442)	2:B:12:MET:HE1	2:B:75:TYR:HD1	10	0.11
(1,6442)	2:B:12:MET:HE1	2:B:75:TYR:HD2	10	0.11
(1,6442)	2:B:12:MET:HE2	2:B:75:TYR:HD1	10	0.11
(1,6442)	2:B:12:MET:HE2	2:B:75:TYR:HD2	10	0.11
(1,6442)	2:B:12:MET:HE3	2:B:78:PHE:HE1	10	0.11
(1,6442)	2:B:12:MET:HE3	2:B:78:PHE:HE2	10	0.11
(1,6442)	2:B:12:MET:HE1	2:B:78:PHE:HE1	10	0.11
(1,6442)	2:B:12:MET:HE1	2:B:78:PHE:HE2	10	0.11
(1,6441)	2:B:12:MET:HE3	2:B:78:PHE:HD1	3	0.11
(1,6441)	2:B:12:MET:HE3	2:B:78:PHE:HD2	3	0.11
(1,6441)	2:B:12:MET:HE3	2:B:72:PHE:HE1	3	0.11
(1,6441)	2:B:12:MET:HE3	2:B:72:PHE:HE2	3	0.11
(1,6441)	2:B:12:MET:HE1	2:B:78:PHE:HD1	3	0.11
(1,6441)	2:B:12:MET:HE1	2:B:78:PHE:HD2	3	0.11

Continued on next page...

Continued from previous page...

Key	Atom-1	Atom-2	Model ID	Violation (Å)
(1,6441)	2:B:12:MET:HE2	2:B:78:PHE:HD1	3	0.11
(1,6441)	2:B:12:MET:HE2	2:B:78:PHE:HD2	3	0.11
(1,6441)	2:B:12:MET:HE3	2:B:78:PHE:HD1	14	0.11
(1,6441)	2:B:12:MET:HE3	2:B:78:PHE:HD2	14	0.11
(1,6441)	2:B:12:MET:HE3	2:B:72:PHE:HE1	14	0.11
(1,6441)	2:B:12:MET:HE3	2:B:72:PHE:HE2	14	0.11
(1,6441)	2:B:12:MET:HE1	2:B:78:PHE:HD1	14	0.11
(1,6441)	2:B:12:MET:HE1	2:B:78:PHE:HD2	14	0.11
(1,6441)	2:B:12:MET:HE2	2:B:78:PHE:HD1	14	0.11
(1,6441)	2:B:12:MET:HE2	2:B:78:PHE:HD2	14	0.11
(1,6437)	2:B:12:MET:HE2	2:A:79:LEU:HB3	2	0.11
(1,6437)	2:B:12:MET:HE1	2:A:79:LEU:HB3	2	0.11
(1,6437)	2:B:12:MET:HE3	2:A:79:LEU:HB3	2	0.11
(1,6437)	2:B:12:MET:HE1	2:A:5:LEU:HD13	2	0.11
(1,6437)	2:B:12:MET:HE1	2:A:5:LEU:HD11	2	0.11
(1,6437)	2:B:12:MET:HE1	2:A:5:LEU:HD12	2	0.11
(1,6437)	2:B:12:MET:HE2	2:A:79:LEU:HB3	19	0.11
(1,6437)	2:B:12:MET:HE1	2:A:79:LEU:HB3	19	0.11
(1,6437)	2:B:12:MET:HE3	2:A:79:LEU:HB3	19	0.11
(1,6437)	2:B:12:MET:HE1	2:A:5:LEU:HD13	19	0.11
(1,6437)	2:B:12:MET:HE1	2:A:5:LEU:HD11	19	0.11
(1,6437)	2:B:12:MET:HE1	2:A:5:LEU:HD12	19	0.11
(1,6433)	2:B:12:MET:HG3	2:B:13:VAL:HG11	3	0.11
(1,6433)	2:B:12:MET:HG3	2:B:11:VAL:HG12	3	0.11
(1,6433)	2:B:12:MET:HG3	2:B:13:VAL:HG12	3	0.11
(1,6433)	2:B:12:MET:HG3	2:B:13:VAL:HG13	3	0.11
(1,6433)	2:B:12:MET:HG3	2:B:11:VAL:HG11	3	0.11
(1,6419)	2:A:13:VAL:HG23	2:B:91:GLU:HB3	8	0.11
(1,6419)	2:A:13:VAL:HG22	2:B:91:GLU:HB3	8	0.11
(1,6419)	2:A:13:VAL:HG21	2:B:91:GLU:HB3	8	0.11
(1,6419)	2:A:13:VAL:HG22	2:A:18:LYS:HB3	8	0.11
(1,6419)	2:A:13:VAL:HG21	2:A:18:LYS:HB3	8	0.11
(1,6419)	2:B:13:VAL:HG21	2:A:5:LEU:HG	8	0.11
(1,6419)	2:B:13:VAL:HG22	2:A:5:LEU:HG	8	0.11
(1,6419)	2:A:13:VAL:HG23	2:A:18:LYS:HB3	8	0.11
(1,64)	2:A:88:GLU:HB3	2:A:85:MET:HA	20	0.11
(1,6312)	2:A:25:ASP:HB3	2:A:28:LYS:HB3	7	0.11
(1,6312)	2:B:25:ASP:HB3	2:B:28:LYS:HB2	7	0.11
(1,6312)	2:A:25:ASP:HB3	2:A:28:LYS:HB2	7	0.11
(1,6312)	2:A:25:ASP:HB3	2:A:28:LYS:HD2	7	0.11
(1,6303)	2:B:26:LYS:HD3	2:B:26:LYS:HA	12	0.11
(1,6303)	2:A:26:LYS:HD3	2:A:26:LYS:HA	12	0.11

Continued on next page...

Continued from previous page...

Key	Atom-1	Atom-2	Model ID	Violation (Å)
(1,6303)	2:B:26:LYS:HD2	2:B:26:LYS:HA	12	0.11
(1,6303)	2:A:26:LYS:HD2	2:A:26:LYS:HA	12	0.11
(1,628)	2:B:76:CYS:HA	2:B:12:MET:HA	8	0.11
(1,628)	2:B:76:CYS:HA	2:B:12:MET:HA	15	0.11
(1,6261)	2:A:28:LYS:HD3	2:A:28:LYS:HA	3	0.11
(1,6261)	2:B:28:LYS:HD3	2:B:28:LYS:HA	3	0.11
(1,6250)	2:B:28:LYS:HB3	2:B:69:GLU:HG2	17	0.11
(1,6250)	2:B:28:LYS:HB3	2:B:29:LEU:HB2	17	0.11
(1,6244)	2:B:29:LEU:HD11	2:B:34:LEU:HB3	9	0.11
(1,6244)	2:B:29:LEU:HD13	2:B:34:LEU:HB3	9	0.11
(1,6244)	2:B:29:LEU:HD12	2:B:34:LEU:HB3	9	0.11
(1,6244)	2:B:29:LEU:HD11	2:B:79:LEU:HB2	9	0.11
(1,6244)	2:B:29:LEU:HD11	2:B:34:LEU:HB3	12	0.11
(1,6244)	2:B:29:LEU:HD13	2:B:34:LEU:HB3	12	0.11
(1,6244)	2:B:29:LEU:HD12	2:B:34:LEU:HB3	12	0.11
(1,6244)	2:B:29:LEU:HD11	2:B:79:LEU:HB2	12	0.11
(1,6244)	2:B:29:LEU:HD11	2:B:34:LEU:HB3	14	0.11
(1,6244)	2:B:29:LEU:HD13	2:B:34:LEU:HB3	14	0.11
(1,6244)	2:B:29:LEU:HD12	2:B:34:LEU:HB3	14	0.11
(1,6244)	2:B:29:LEU:HD11	2:B:79:LEU:HB2	14	0.11
(1,6240)	2:A:29:LEU:HD11	2:A:34:LEU:HB3	12	0.11
(1,6240)	2:A:29:LEU:HD13	2:A:34:LEU:HB3	12	0.11
(1,6240)	2:A:29:LEU:HD12	2:A:34:LEU:HB3	12	0.11
(1,6240)	2:A:29:LEU:HD11	2:A:58:LEU:HG	12	0.11
(1,6240)	2:A:29:LEU:HD11	2:A:34:LEU:HB3	20	0.11
(1,6240)	2:A:29:LEU:HD13	2:A:34:LEU:HB3	20	0.11
(1,6240)	2:A:29:LEU:HD12	2:A:34:LEU:HB3	20	0.11
(1,6240)	2:A:29:LEU:HD11	2:A:58:LEU:HG	20	0.11
(1,6176)	2:A:34:LEU:HD12	2:A:33:GLU:HB2	6	0.11
(1,6176)	2:A:34:LEU:HD12	2:A:36:GLU:HB2	6	0.11
(1,6176)	2:A:34:LEU:HD11	2:A:36:GLU:HB2	6	0.11
(1,6176)	2:A:34:LEU:HD13	2:A:36:GLU:HB2	6	0.11
(1,6176)	2:A:34:LEU:HD12	2:A:36:GLU:HB3	6	0.11
(1,6176)	2:A:34:LEU:HD11	2:A:36:GLU:HB3	6	0.11
(1,6176)	2:A:34:LEU:HD13	2:A:36:GLU:HB3	6	0.11
(1,6176)	2:A:34:LEU:HD12	2:A:33:GLU:HB2	13	0.11
(1,6176)	2:A:34:LEU:HD12	2:A:36:GLU:HB2	13	0.11
(1,6176)	2:A:34:LEU:HD11	2:A:36:GLU:HB2	13	0.11
(1,6176)	2:A:34:LEU:HD13	2:A:36:GLU:HB2	13	0.11
(1,6176)	2:A:34:LEU:HD12	2:A:36:GLU:HB3	13	0.11
(1,6176)	2:A:34:LEU:HD11	2:A:36:GLU:HB3	13	0.11
(1,6176)	2:A:34:LEU:HD13	2:A:36:GLU:HB3	13	0.11

Continued on next page...

Continued from previous page...

Key	Atom-1	Atom-2	Model ID	Violation (Å)
(1,6176)	2:A:34:LEU:HD12	2:A:33:GLU:HB2	20	0.11
(1,6176)	2:A:34:LEU:HD12	2:A:36:GLU:HB2	20	0.11
(1,6176)	2:A:34:LEU:HD11	2:A:36:GLU:HB2	20	0.11
(1,6176)	2:A:34:LEU:HD13	2:A:36:GLU:HB2	20	0.11
(1,6176)	2:A:34:LEU:HD12	2:A:36:GLU:HB3	20	0.11
(1,6176)	2:A:34:LEU:HD11	2:A:36:GLU:HB3	20	0.11
(1,6176)	2:A:34:LEU:HD13	2:A:36:GLU:HB3	20	0.11
(1,6101)	2:B:38:LEU:HD22	2:B:35:LYS:H	5	0.11
(1,6101)	2:B:38:LEU:HD23	2:B:35:LYS:H	5	0.11
(1,6101)	2:B:38:LEU:HD21	2:B:35:LYS:H	5	0.11
(1,6101)	2:B:38:LEU:HD22	1:C:1930:VAL:H	5	0.11
(1,6101)	2:B:38:LEU:HD23	1:C:1930:VAL:H	5	0.11
(1,6010)	2:B:49:ARG:HD2	2:B:35:LYS:HD2	7	0.11
(1,6010)	2:B:49:ARG:HD3	2:B:35:LYS:HD2	7	0.11
(1,6010)	2:B:49:ARG:HD2	2:B:54:ALA:HB2	7	0.11
(1,6010)	2:B:49:ARG:HD3	2:B:54:ALA:HB2	7	0.11
(1,6010)	2:B:49:ARG:HD2	2:B:54:ALA:HB3	7	0.11
(1,6010)	2:B:49:ARG:HD3	2:B:54:ALA:HB3	7	0.11
(1,5948)	2:A:59:MET:HE2	2:A:69:GLU:H	6	0.11
(1,5948)	2:A:59:MET:HE3	2:A:69:GLU:H	6	0.11
(1,5948)	2:A:59:MET:HE3	2:A:63:ASP:H	6	0.11
(1,5948)	2:A:59:MET:HE1	2:A:69:GLU:H	6	0.11
(1,5948)	2:A:59:MET:HE1	2:A:63:ASP:H	6	0.11
(1,5948)	2:A:59:MET:HE2	2:A:69:GLU:H	10	0.11
(1,5948)	2:A:59:MET:HE3	2:A:69:GLU:H	10	0.11
(1,5948)	2:A:59:MET:HE3	2:A:63:ASP:H	10	0.11
(1,5948)	2:A:59:MET:HE1	2:A:69:GLU:H	10	0.11
(1,5948)	2:A:59:MET:HE1	2:A:63:ASP:H	10	0.11
(1,5932)	2:B:61:ASN:HB3	1:C:1921:LEU:HD21	12	0.11
(1,5932)	2:B:61:ASN:HB3	1:C:1921:LEU:HD22	12	0.11
(1,5932)	2:B:61:ASN:HB3	1:C:1921:LEU:HD23	12	0.11
(1,5932)	2:B:61:ASN:HB3	2:B:58:LEU:HD12	12	0.11
(1,5932)	2:B:61:ASN:HB3	2:B:58:LEU:HD13	12	0.11
(1,5819)	2:B:79:LEU:HD22	2:A:5:LEU:HA	1	0.11
(1,5819)	2:B:79:LEU:HD21	2:B:80:SER:HB2	1	0.11
(1,577)	2:B:46:LEU:HD23	2:B:43:PRO:HB2	17	0.11
(1,577)	2:B:46:LEU:HD22	2:B:43:PRO:HB2	17	0.11
(1,5752)	2:A:84:MET:HE2	2:A:86:CYS:H	6	0.11
(1,5752)	2:A:84:MET:HE1	2:A:86:CYS:H	6	0.11
(1,5752)	2:A:84:MET:HE3	2:A:77:VAL:H	6	0.11
(1,5752)	2:A:84:MET:HE1	2:A:77:VAL:H	6	0.11
(1,5660)	1:C:1900:LEU:HD21	2:A:50:THR:HB	9	0.11

Continued on next page...

Continued from previous page...

Key	Atom-1	Atom-2	Model ID	Violation (Å)
(1,5660)	1:C:1900:LEU:HD22	2:A:50:THR:HB	9	0.11
(1,5660)	1:C:1900:LEU:HD23	2:A:50:THR:HB	9	0.11
(1,5660)	1:C:1900:LEU:HD21	2:A:50:THR:HB	11	0.11
(1,5660)	1:C:1900:LEU:HD22	2:A:50:THR:HB	11	0.11
(1,5660)	1:C:1900:LEU:HD23	2:A:50:THR:HB	11	0.11
(1,5654)	1:C:1900:LEU:HD21	2:A:78:PHE:HE1	1	0.11
(1,5654)	1:C:1900:LEU:HD21	2:A:78:PHE:HE2	1	0.11
(1,5654)	1:C:1900:LEU:HD22	2:A:78:PHE:HE1	1	0.11
(1,5654)	1:C:1900:LEU:HD22	2:A:78:PHE:HE2	1	0.11
(1,5654)	1:C:1900:LEU:HD23	2:A:78:PHE:HE1	1	0.11
(1,5654)	1:C:1900:LEU:HD23	2:A:78:PHE:HE2	1	0.11
(1,5654)	1:C:1900:LEU:HD21	2:A:78:PHE:HE1	11	0.11
(1,5654)	1:C:1900:LEU:HD21	2:A:78:PHE:HE2	11	0.11
(1,5654)	1:C:1900:LEU:HD22	2:A:78:PHE:HE1	11	0.11
(1,5654)	1:C:1900:LEU:HD22	2:A:78:PHE:HE2	11	0.11
(1,5654)	1:C:1900:LEU:HD23	2:A:78:PHE:HE1	11	0.11
(1,5654)	1:C:1900:LEU:HD23	2:A:78:PHE:HE2	11	0.11
(1,5654)	1:C:1900:LEU:HD21	2:A:78:PHE:HE1	19	0.11
(1,5654)	1:C:1900:LEU:HD21	2:A:78:PHE:HE2	19	0.11
(1,5654)	1:C:1900:LEU:HD22	2:A:78:PHE:HE1	19	0.11
(1,5654)	1:C:1900:LEU:HD22	2:A:78:PHE:HE2	19	0.11
(1,5654)	1:C:1900:LEU:HD23	2:A:78:PHE:HE1	19	0.11
(1,5654)	1:C:1900:LEU:HD23	2:A:78:PHE:HE2	19	0.11
(1,5652)	1:C:1900:LEU:HD21	2:A:59:MET:H	5	0.11
(1,5652)	1:C:1900:LEU:HD22	2:A:59:MET:H	5	0.11
(1,5652)	1:C:1900:LEU:HD23	2:A:59:MET:H	5	0.11
(1,5652)	1:C:1900:LEU:HD21	2:A:59:MET:H	14	0.11
(1,5652)	1:C:1900:LEU:HD22	2:A:59:MET:H	14	0.11
(1,5652)	1:C:1900:LEU:HD23	2:A:59:MET:H	14	0.11
(1,5624)	1:C:1903:ALA:HB1	2:A:85:MET:HB3	1	0.11
(1,5624)	1:C:1903:ALA:HB2	2:A:85:MET:HB3	1	0.11
(1,5624)	1:C:1903:ALA:HB3	2:A:85:MET:HB3	1	0.11
(1,5624)	1:C:1903:ALA:HB1	2:A:85:MET:HB3	5	0.11
(1,5624)	1:C:1903:ALA:HB2	2:A:85:MET:HB3	5	0.11
(1,5624)	1:C:1903:ALA:HB3	2:A:85:MET:HB3	5	0.11
(1,5624)	1:C:1903:ALA:HB1	2:A:85:MET:HB3	12	0.11
(1,5624)	1:C:1903:ALA:HB2	2:A:85:MET:HB3	12	0.11
(1,5624)	1:C:1903:ALA:HB3	2:A:85:MET:HB3	12	0.11
(1,5616)	1:C:1903:ALA:HB1	1:C:1906:THR:HB	3	0.11
(1,5616)	1:C:1903:ALA:HB2	1:C:1906:THR:HB	3	0.11
(1,5616)	1:C:1903:ALA:HB3	1:C:1906:THR:HB	3	0.11
(1,5569)	1:C:1906:THR:HG21	1:C:1905:GLU:HG3	8	0.11

Continued on next page...

Continued from previous page...

Key	Atom-1	Atom-2	Model ID	Violation (Å)
(1,5569)	1:C:1906:THR:HG22	1:C:1905:GLU:HG3	8	0.11
(1,5569)	1:C:1906:THR:HG23	1:C:1905:GLU:HG3	8	0.11
(1,5569)	1:C:1906:THR:HG21	1:C:1905:GLU:HG3	18	0.11
(1,5569)	1:C:1906:THR:HG22	1:C:1905:GLU:HG3	18	0.11
(1,5569)	1:C:1906:THR:HG23	1:C:1905:GLU:HG3	18	0.11
(1,5553)	1:C:1907:ALA:HB1	1:C:1911:ASN:HD22	6	0.11
(1,5553)	1:C:1907:ALA:HB2	1:C:1911:ASN:HD22	6	0.11
(1,5553)	1:C:1907:ALA:HB3	1:C:1911:ASN:HD22	6	0.11
(1,5553)	1:C:1907:ALA:HB1	1:C:1911:ASN:HD22	16	0.11
(1,5553)	1:C:1907:ALA:HB2	1:C:1911:ASN:HD22	16	0.11
(1,5553)	1:C:1907:ALA:HB3	1:C:1911:ASN:HD22	16	0.11
(1,5525)	1:C:1909:ALA:HB1	1:C:1912:ARG:HB3	11	0.11
(1,5525)	1:C:1909:ALA:HB2	1:C:1912:ARG:HB3	11	0.11
(1,5525)	1:C:1909:ALA:HB3	1:C:1912:ARG:HB3	11	0.11
(1,5500)	1:C:1910:MET:HE1	2:B:73:GLN:HA	3	0.11
(1,5500)	1:C:1910:MET:HE2	2:B:73:GLN:HA	3	0.11
(1,5500)	1:C:1910:MET:HE3	2:B:73:GLN:HA	3	0.11
(1,5500)	1:C:1910:MET:HE1	2:A:80:SER:HA	3	0.11
(1,5500)	1:C:1910:MET:HE2	2:A:80:SER:HA	3	0.11
(1,5500)	1:C:1910:MET:HE3	2:A:80:SER:HA	3	0.11
(1,5500)	1:C:1910:MET:HE1	2:B:73:GLN:HA	13	0.11
(1,5500)	1:C:1910:MET:HE2	2:B:73:GLN:HA	13	0.11
(1,5500)	1:C:1910:MET:HE3	2:B:73:GLN:HA	13	0.11
(1,5500)	1:C:1910:MET:HE1	2:A:80:SER:HA	13	0.11
(1,5500)	1:C:1910:MET:HE2	2:A:80:SER:HA	13	0.11
(1,5500)	1:C:1910:MET:HE3	2:A:80:SER:HA	13	0.11
(1,5486)	1:C:1910:MET:HE1	2:B:77:VAL:HG12	5	0.11
(1,5486)	1:C:1910:MET:HE2	2:B:77:VAL:HG12	5	0.11
(1,5486)	1:C:1910:MET:HE3	2:B:77:VAL:HG12	5	0.11
(1,5486)	1:C:1910:MET:HE1	2:B:77:VAL:HG13	5	0.11
(1,5486)	1:C:1910:MET:HE2	2:B:77:VAL:HG13	5	0.11
(1,5486)	1:C:1910:MET:HE3	2:B:77:VAL:HG13	5	0.11
(1,5486)	1:C:1910:MET:HE1	2:B:77:VAL:HG11	5	0.11
(1,5486)	1:C:1910:MET:HE2	2:B:77:VAL:HG11	5	0.11
(1,5486)	1:C:1910:MET:HE3	2:B:77:VAL:HG11	5	0.11
(1,5486)	1:C:1910:MET:HE1	1:C:1914:VAL:HG11	5	0.11
(1,5486)	1:C:1910:MET:HE1	1:C:1914:VAL:HG12	5	0.11
(1,5486)	1:C:1910:MET:HE1	1:C:1914:VAL:HG13	5	0.11
(1,5486)	1:C:1910:MET:HE2	1:C:1914:VAL:HG11	5	0.11
(1,5486)	1:C:1910:MET:HE2	1:C:1914:VAL:HG12	5	0.11
(1,5486)	1:C:1910:MET:HE2	1:C:1914:VAL:HG13	5	0.11
(1,5486)	1:C:1910:MET:HE3	1:C:1914:VAL:HG11	5	0.11

Continued on next page...

Continued from previous page...

Key	Atom-1	Atom-2	Model ID	Violation (Å)
(1,5486)	1:C:1910:MET:HE3	1:C:1914:VAL:HG12	5	0.11
(1,5486)	1:C:1910:MET:HE3	1:C:1914:VAL:HG13	5	0.11
(1,5486)	1:C:1910:MET:HE1	2:B:77:VAL:HG12	13	0.11
(1,5486)	1:C:1910:MET:HE2	2:B:77:VAL:HG12	13	0.11
(1,5486)	1:C:1910:MET:HE3	2:B:77:VAL:HG12	13	0.11
(1,5486)	1:C:1910:MET:HE1	2:B:77:VAL:HG13	13	0.11
(1,5486)	1:C:1910:MET:HE2	2:B:77:VAL:HG13	13	0.11
(1,5486)	1:C:1910:MET:HE3	2:B:77:VAL:HG13	13	0.11
(1,5486)	1:C:1910:MET:HE1	2:B:77:VAL:HG11	13	0.11
(1,5486)	1:C:1910:MET:HE2	2:B:77:VAL:HG11	13	0.11
(1,5486)	1:C:1910:MET:HE3	2:B:77:VAL:HG11	13	0.11
(1,5486)	1:C:1910:MET:HE1	1:C:1914:VAL:HG11	13	0.11
(1,5486)	1:C:1910:MET:HE1	1:C:1914:VAL:HG12	13	0.11
(1,5486)	1:C:1910:MET:HE1	1:C:1914:VAL:HG13	13	0.11
(1,5486)	1:C:1910:MET:HE2	1:C:1914:VAL:HG11	13	0.11
(1,5486)	1:C:1910:MET:HE2	1:C:1914:VAL:HG12	13	0.11
(1,5486)	1:C:1910:MET:HE2	1:C:1914:VAL:HG13	13	0.11
(1,5486)	1:C:1910:MET:HE3	1:C:1914:VAL:HG11	13	0.11
(1,5486)	1:C:1910:MET:HE3	1:C:1914:VAL:HG12	13	0.11
(1,5486)	1:C:1910:MET:HE3	1:C:1914:VAL:HG13	13	0.11
(1,5379)	1:C:1916:SER:HB3	1:C:1913:GLU:HA	5	0.11
(1,5363)	1:C:1917:LEU:HD21	1:C:1917:LEU:HB3	12	0.11
(1,5363)	1:C:1917:LEU:HD22	1:C:1917:LEU:HB3	12	0.11
(1,5363)	1:C:1917:LEU:HD23	1:C:1917:LEU:HB3	12	0.11
(1,5363)	1:C:1917:LEU:HD21	1:C:1917:LEU:HB3	18	0.11
(1,5363)	1:C:1917:LEU:HD22	1:C:1917:LEU:HB3	18	0.11
(1,5363)	1:C:1917:LEU:HD23	1:C:1917:LEU:HB3	18	0.11
(1,5350)	1:C:1917:LEU:HD11	2:B:62:LEU:HD12	1	0.11
(1,5350)	1:C:1917:LEU:HD12	2:B:62:LEU:HD12	1	0.11
(1,5350)	1:C:1917:LEU:HD13	2:B:62:LEU:HD12	1	0.11
(1,5350)	1:C:1917:LEU:HD11	2:B:62:LEU:HD11	1	0.11
(1,5350)	1:C:1917:LEU:HD12	2:B:62:LEU:HD11	1	0.11
(1,5350)	1:C:1917:LEU:HD13	2:B:62:LEU:HD11	1	0.11
(1,5350)	1:C:1917:LEU:HD11	2:B:62:LEU:HD13	1	0.11
(1,5350)	1:C:1917:LEU:HD12	2:B:62:LEU:HD13	1	0.11
(1,5350)	1:C:1917:LEU:HD13	2:B:62:LEU:HD13	1	0.11
(1,5350)	1:C:1917:LEU:HD11	2:B:62:LEU:HD12	2	0.11
(1,5350)	1:C:1917:LEU:HD12	2:B:62:LEU:HD12	2	0.11
(1,5350)	1:C:1917:LEU:HD13	2:B:62:LEU:HD12	2	0.11
(1,5350)	1:C:1917:LEU:HD11	2:B:62:LEU:HD11	2	0.11
(1,5350)	1:C:1917:LEU:HD12	2:B:62:LEU:HD11	2	0.11
(1,5350)	1:C:1917:LEU:HD13	2:B:62:LEU:HD11	2	0.11

Continued on next page...

Continued from previous page...

Key	Atom-1	Atom-2	Model ID	Violation (Å)
(1,5350)	1:C:1917:LEU:HD11	2:B:62:LEU:HD13	2	0.11
(1,5350)	1:C:1917:LEU:HD12	2:B:62:LEU:HD13	2	0.11
(1,5350)	1:C:1917:LEU:HD13	2:B:62:LEU:HD13	2	0.11
(1,5346)	1:C:1917:LEU:HD11	1:C:1917:LEU:HA	9	0.11
(1,5346)	1:C:1917:LEU:HD12	1:C:1917:LEU:HA	9	0.11
(1,5346)	1:C:1917:LEU:HD13	1:C:1917:LEU:HA	9	0.11
(1,533)	2:A:78:PHE:HA	2:A:62:LEU:HD12	2	0.11
(1,533)	2:A:78:PHE:HA	2:A:62:LEU:HD13	2	0.11
(1,533)	2:A:78:PHE:HA	2:A:62:LEU:HD11	2	0.11
(1,533)	2:A:78:PHE:HA	2:A:62:LEU:HD12	12	0.11
(1,533)	2:A:78:PHE:HA	2:A:62:LEU:HD13	12	0.11
(1,533)	2:A:78:PHE:HA	2:A:62:LEU:HD11	12	0.11
(1,5322)	1:C:1918:LYS:HB2	2:B:84:MET:HA	5	0.11
(1,5322)	1:C:1918:LYS:HB2	2:B:84:MET:HA	7	0.11
(1,5261)	1:C:1922:ARG:HA	1:C:1922:ARG:HD2	18	0.11
(1,5261)	1:C:1922:ARG:HA	1:C:1922:ARG:HD3	18	0.11
(1,525)	2:B:79:LEU:HD21	2:B:82:ILE:HB	20	0.11
(1,525)	2:B:79:LEU:HD22	2:B:82:ILE:HB	20	0.11
(1,5235)	1:C:1926:LEU:HD21	2:B:78:PHE:HE1	16	0.11
(1,5235)	1:C:1926:LEU:HD21	2:B:78:PHE:HE2	16	0.11
(1,5235)	1:C:1926:LEU:HD22	2:B:78:PHE:HE1	16	0.11
(1,5235)	1:C:1926:LEU:HD22	2:B:78:PHE:HE2	16	0.11
(1,5235)	1:C:1926:LEU:HD23	2:B:78:PHE:HE1	16	0.11
(1,5235)	1:C:1926:LEU:HD23	2:B:78:PHE:HE2	16	0.11
(1,5216)	1:C:1926:LEU:HD21	1:C:1921:LEU:HA	12	0.11
(1,5216)	1:C:1926:LEU:HD22	1:C:1921:LEU:HA	12	0.11
(1,5216)	1:C:1926:LEU:HD23	1:C:1921:LEU:HA	12	0.11
(1,5191)	1:C:1929:VAL:HG11	1:C:1931:PRO:HD3	9	0.11
(1,5191)	1:C:1929:VAL:HG12	1:C:1931:PRO:HD3	9	0.11
(1,5191)	1:C:1929:VAL:HG13	1:C:1931:PRO:HD3	9	0.11
(1,5188)	1:C:1929:VAL:HG11	2:B:47:GLY:HA3	5	0.11
(1,5188)	1:C:1929:VAL:HG12	2:B:47:GLY:HA3	5	0.11
(1,5188)	1:C:1929:VAL:HG13	2:B:47:GLY:HA3	5	0.11
(1,5178)	1:C:1929:VAL:HG11	2:B:45:PHE:HA	18	0.11
(1,5178)	1:C:1929:VAL:HG12	2:B:45:PHE:HA	18	0.11
(1,5178)	1:C:1929:VAL:HG13	2:B:45:PHE:HA	18	0.11
(1,5169)	1:C:1929:VAL:HG11	2:B:48:LYS:H	4	0.11
(1,5169)	1:C:1929:VAL:HG12	2:B:48:LYS:H	4	0.11
(1,5169)	1:C:1929:VAL:HG13	2:B:48:LYS:H	4	0.11
(1,5169)	1:C:1929:VAL:HG11	2:B:48:LYS:H	10	0.11
(1,5169)	1:C:1929:VAL:HG12	2:B:48:LYS:H	10	0.11
(1,5169)	1:C:1929:VAL:HG13	2:B:48:LYS:H	10	0.11

Continued on next page...

Continued from previous page...

Key	Atom-1	Atom-2	Model ID	Violation (Å)
(1,5169)	1:C:1929:VAL:HG11	2:B:48:LYS:H	11	0.11
(1,5169)	1:C:1929:VAL:HG12	2:B:48:LYS:H	11	0.11
(1,5169)	1:C:1929:VAL:HG13	2:B:48:LYS:H	11	0.11
(1,515)	2:B:79:LEU:HD13	2:B:82:ILE:HB	17	0.11
(1,515)	2:B:79:LEU:HD12	2:B:82:ILE:HB	17	0.11
(1,515)	2:B:79:LEU:HD11	2:B:82:ILE:HB	17	0.11
(1,5129)	1:C:1934:MET:HE1	1:C:1931:PRO:HG2	20	0.11
(1,5129)	1:C:1934:MET:HE2	1:C:1931:PRO:HG2	20	0.11
(1,5129)	1:C:1934:MET:HE3	1:C:1931:PRO:HG2	20	0.11
(1,5092)	1:C:1898:ARG:H	1:C:1897:GLN:HG3	17	0.11
(1,5092)	1:C:1898:ARG:H	1:C:1897:GLN:HG2	17	0.11
(1,5089)	1:C:1898:ARG:H	1:C:1898:ARG:HB3	14	0.11
(1,5070)	1:C:1900:LEU:H	1:C:1899:GLU:HG2	10	0.11
(1,506)	2:B:79:LEU:HD22	2:B:75:TYR:HE1	4	0.11
(1,506)	2:B:79:LEU:HD22	2:B:75:TYR:HE2	4	0.11
(1,506)	2:B:79:LEU:HD22	2:B:75:TYR:HE1	12	0.11
(1,506)	2:B:79:LEU:HD22	2:B:75:TYR:HE2	12	0.11
(1,506)	2:B:79:LEU:HD22	2:B:75:TYR:HE1	13	0.11
(1,506)	2:B:79:LEU:HD22	2:B:75:TYR:HE2	13	0.11
(1,506)	2:B:79:LEU:HD22	2:B:75:TYR:HE1	14	0.11
(1,506)	2:B:79:LEU:HD22	2:B:75:TYR:HE2	14	0.11
(1,506)	2:B:79:LEU:HD22	2:B:75:TYR:HE1	16	0.11
(1,506)	2:B:79:LEU:HD22	2:B:75:TYR:HE2	16	0.11
(1,506)	2:B:79:LEU:HD22	2:B:75:TYR:HE1	17	0.11
(1,506)	2:B:79:LEU:HD22	2:B:75:TYR:HE2	17	0.11
(1,5053)	1:C:1904:THR:H	1:C:1902:ASP:HB3	15	0.11
(1,504)	2:B:79:LEU:HD22	2:B:78:PHE:HE1	16	0.11
(1,504)	2:B:79:LEU:HD22	2:B:78:PHE:HE2	16	0.11
(1,504)	2:B:79:LEU:HD21	2:B:78:PHE:HE1	16	0.11
(1,504)	2:B:79:LEU:HD21	2:B:78:PHE:HE2	16	0.11
(1,5021)	1:C:1907:ALA:H	2:A:61:ASN:HA	10	0.11
(1,5021)	1:C:1907:ALA:H	2:A:61:ASN:HA	15	0.11
(1,5009)	1:C:1909:ALA:H	1:C:1905:GLU:HB3	12	0.11
(1,5009)	1:C:1909:ALA:H	1:C:1905:GLU:HB2	12	0.11
(1,4986)	1:C:1911:ASN:HD22	1:C:1907:ALA:HB1	6	0.11
(1,4986)	1:C:1911:ASN:HD22	1:C:1907:ALA:HB2	6	0.11
(1,4986)	1:C:1911:ASN:HD22	1:C:1907:ALA:HB3	6	0.11
(1,4986)	1:C:1911:ASN:HD22	1:C:1907:ALA:HB1	16	0.11
(1,4986)	1:C:1911:ASN:HD22	1:C:1907:ALA:HB2	16	0.11
(1,4986)	1:C:1911:ASN:HD22	1:C:1907:ALA:HB3	16	0.11
(1,4899)	1:C:1919:ASN:H	1:C:1922:ARG:HB3	13	0.11
(1,4841)	1:C:1926:LEU:H	1:C:1926:LEU:HG	16	0.11

Continued on next page...

Continued from previous page...

Key	Atom-1	Atom-2	Model ID	Violation (Å)
(1,4830)	1:C:1928:PHE:H	1:C:1926:LEU:HB2	16	0.11
(1,4723)	2:A:82:ILE:HD12	1:C:1900:LEU:HB2	2	0.11
(1,4723)	2:A:82:ILE:HD13	1:C:1900:LEU:HB2	2	0.11
(1,4723)	2:A:82:ILE:HD11	1:C:1900:LEU:HB2	2	0.11
(1,4707)	1:C:1919:ASN:HD22	1:C:1916:SER:HA	18	0.11
(1,47)	2:A:89:PHE:HA	2:A:92:GLY:HA2	14	0.11
(1,4646)	1:C:1907:ALA:HB1	1:C:1911:ASN:HD22	6	0.11
(1,4646)	1:C:1907:ALA:HB2	1:C:1911:ASN:HD22	6	0.11
(1,4646)	1:C:1907:ALA:HB3	1:C:1911:ASN:HD22	6	0.11
(1,4646)	1:C:1907:ALA:HB1	1:C:1911:ASN:HD22	16	0.11
(1,4646)	1:C:1907:ALA:HB2	1:C:1911:ASN:HD22	16	0.11
(1,4646)	1:C:1907:ALA:HB3	1:C:1911:ASN:HD22	16	0.11
(1,4594)	1:C:1914:VAL:H	1:C:1918:LYS:HB3	6	0.11
(1,4594)	2:B:83:ALA:H	1:C:1918:LYS:HB3	6	0.11
(1,4562)	1:C:1917:LEU:HD11	1:C:1917:LEU:HA	9	0.11
(1,4562)	1:C:1917:LEU:HD12	1:C:1917:LEU:HA	9	0.11
(1,4562)	1:C:1917:LEU:HD13	1:C:1917:LEU:HA	9	0.11
(1,4551)	1:C:1921:LEU:HD11	1:C:1918:LYS:HA	2	0.11
(1,4551)	1:C:1921:LEU:HD12	1:C:1918:LYS:HA	2	0.11
(1,4551)	1:C:1921:LEU:HD13	1:C:1918:LYS:HA	2	0.11
(1,4551)	1:C:1921:LEU:HD11	1:C:1918:LYS:HA	6	0.11
(1,4551)	1:C:1921:LEU:HD12	1:C:1918:LYS:HA	6	0.11
(1,4551)	1:C:1921:LEU:HD13	1:C:1918:LYS:HA	6	0.11
(1,4551)	1:C:1921:LEU:HD11	1:C:1918:LYS:HA	8	0.11
(1,4551)	1:C:1921:LEU:HD12	1:C:1918:LYS:HA	8	0.11
(1,4551)	1:C:1921:LEU:HD13	1:C:1918:LYS:HA	8	0.11
(1,4551)	1:C:1921:LEU:HD11	1:C:1918:LYS:HA	9	0.11
(1,4551)	1:C:1921:LEU:HD12	1:C:1918:LYS:HA	9	0.11
(1,4551)	1:C:1921:LEU:HD13	1:C:1918:LYS:HA	9	0.11
(1,4490)	1:C:1924:GLY:H	1:C:1921:LEU:HA	14	0.11
(1,4483)	2:B:45:PHE:H	1:C:1930:VAL:HA	17	0.11
(1,4413)	1:C:1921:LEU:HD21	1:C:1928:PHE:HE1	3	0.11
(1,4413)	1:C:1921:LEU:HD21	1:C:1928:PHE:HE2	3	0.11
(1,4413)	1:C:1921:LEU:HD22	1:C:1928:PHE:HE1	3	0.11
(1,4413)	1:C:1921:LEU:HD22	1:C:1928:PHE:HE2	3	0.11
(1,4413)	1:C:1921:LEU:HD23	1:C:1928:PHE:HE1	3	0.11
(1,4413)	1:C:1921:LEU:HD23	1:C:1928:PHE:HE2	3	0.11
(1,4413)	1:C:1929:VAL:HG11	1:C:1928:PHE:HD1	3	0.11
(1,4413)	1:C:1929:VAL:HG11	1:C:1928:PHE:HD2	3	0.11
(1,4413)	1:C:1929:VAL:HG12	1:C:1928:PHE:HD1	3	0.11
(1,4413)	1:C:1929:VAL:HG12	1:C:1928:PHE:HD2	3	0.11
(1,4413)	1:C:1929:VAL:HG13	1:C:1928:PHE:HD1	3	0.11

Continued on next page...

Continued from previous page...

Key	Atom-1	Atom-2	Model ID	Violation (Å)
(1,4413)	1:C:1929:VAL:HG13	1:C:1928:PHE:HD2	3	0.11
(1,4413)	2:B:58:LEU:HD13	1:C:1928:PHE:HE1	3	0.11
(1,4413)	2:B:58:LEU:HD13	1:C:1928:PHE:HE2	3	0.11
(1,4413)	2:B:58:LEU:HD11	1:C:1928:PHE:HE1	3	0.11
(1,4413)	2:B:58:LEU:HD11	1:C:1928:PHE:HE2	3	0.11
(1,4413)	2:B:58:LEU:HD12	1:C:1928:PHE:HE1	3	0.11
(1,4413)	2:B:58:LEU:HD12	1:C:1928:PHE:HE2	3	0.11
(1,4413)	2:B:58:LEU:HD13	1:C:1928:PHE:HD1	3	0.11
(1,4413)	2:B:58:LEU:HD13	1:C:1928:PHE:HD2	3	0.11
(1,4413)	2:B:58:LEU:HD12	1:C:1928:PHE:HD1	3	0.11
(1,4413)	2:B:58:LEU:HD12	1:C:1928:PHE:HD2	3	0.11
(1,4413)	2:B:58:LEU:HD11	1:C:1928:PHE:HD1	3	0.11
(1,4413)	2:B:58:LEU:HD11	1:C:1928:PHE:HD2	3	0.11
(1,4413)	1:C:1921:LEU:HD21	1:C:1928:PHE:HE1	6	0.11
(1,4413)	1:C:1921:LEU:HD21	1:C:1928:PHE:HE2	6	0.11
(1,4413)	1:C:1921:LEU:HD22	1:C:1928:PHE:HE1	6	0.11
(1,4413)	1:C:1921:LEU:HD22	1:C:1928:PHE:HE2	6	0.11
(1,4413)	1:C:1921:LEU:HD23	1:C:1928:PHE:HE1	6	0.11
(1,4413)	1:C:1921:LEU:HD23	1:C:1928:PHE:HE2	6	0.11
(1,4413)	1:C:1929:VAL:HG11	1:C:1928:PHE:HD1	6	0.11
(1,4413)	1:C:1929:VAL:HG11	1:C:1928:PHE:HD2	6	0.11
(1,4413)	1:C:1929:VAL:HG12	1:C:1928:PHE:HD1	6	0.11
(1,4413)	1:C:1929:VAL:HG12	1:C:1928:PHE:HD2	6	0.11
(1,4413)	1:C:1929:VAL:HG13	1:C:1928:PHE:HD1	6	0.11
(1,4413)	1:C:1929:VAL:HG13	1:C:1928:PHE:HD2	6	0.11
(1,4413)	2:B:58:LEU:HD13	1:C:1928:PHE:HE1	6	0.11
(1,4413)	2:B:58:LEU:HD13	1:C:1928:PHE:HE2	6	0.11
(1,4413)	2:B:58:LEU:HD11	1:C:1928:PHE:HE1	6	0.11
(1,4413)	2:B:58:LEU:HD11	1:C:1928:PHE:HE2	6	0.11
(1,4413)	2:B:58:LEU:HD12	1:C:1928:PHE:HE1	6	0.11
(1,4413)	2:B:58:LEU:HD12	1:C:1928:PHE:HE2	6	0.11
(1,4413)	2:B:58:LEU:HD13	1:C:1928:PHE:HD1	6	0.11
(1,4413)	2:B:58:LEU:HD13	1:C:1928:PHE:HD2	6	0.11
(1,4413)	2:B:58:LEU:HD12	1:C:1928:PHE:HD1	6	0.11
(1,4413)	2:B:58:LEU:HD12	1:C:1928:PHE:HD2	6	0.11
(1,4413)	2:B:58:LEU:HD11	1:C:1928:PHE:HD1	6	0.11
(1,4413)	2:B:58:LEU:HD11	1:C:1928:PHE:HD2	6	0.11
(1,4390)	1:C:1928:PHE:HZ	1:C:1929:VAL:HG11	4	0.11
(1,4390)	1:C:1928:PHE:HZ	1:C:1929:VAL:HG12	4	0.11
(1,4390)	1:C:1928:PHE:HZ	1:C:1929:VAL:HG13	4	0.11
(1,4281)	1:C:1917:LEU:H	1:C:1917:LEU:HA	4	0.11
(1,4281)	1:C:1917:LEU:H	1:C:1917:LEU:HA	13	0.11

Continued on next page...

Continued from previous page...

Key	Atom-1	Atom-2	Model ID	Violation (Å)
(1,4281)	1:C:1917:LEU:H	1:C:1917:LEU:HA	14	0.11
(1,4281)	1:C:1917:LEU:H	1:C:1917:LEU:HA	18	0.11
(1,4213)	1:C:1930:VAL:H	1:C:1929:VAL:HB	5	0.11
(1,4186)	2:A:42:LEU:HD11	1:C:1900:LEU:HD21	2	0.11
(1,4186)	2:A:42:LEU:HD11	1:C:1900:LEU:HD22	2	0.11
(1,4186)	2:A:42:LEU:HD11	1:C:1900:LEU:HD23	2	0.11
(1,4186)	2:A:42:LEU:HD13	1:C:1900:LEU:HD21	2	0.11
(1,4186)	2:A:42:LEU:HD13	1:C:1900:LEU:HD22	2	0.11
(1,4186)	2:A:42:LEU:HD13	1:C:1900:LEU:HD23	2	0.11
(1,4186)	2:A:42:LEU:HD12	1:C:1900:LEU:HD21	2	0.11
(1,4186)	2:A:42:LEU:HD12	1:C:1900:LEU:HD22	2	0.11
(1,4186)	2:A:42:LEU:HD12	1:C:1900:LEU:HD23	2	0.11
(1,4167)	2:B:54:ALA:HB3	1:C:1927:PRO:HB3	3	0.11
(1,4167)	2:B:54:ALA:HB1	1:C:1927:PRO:HB3	3	0.11
(1,4167)	2:B:54:ALA:HB2	1:C:1927:PRO:HB3	3	0.11
(1,4167)	2:B:54:ALA:HB3	1:C:1927:PRO:HB2	3	0.11
(1,4167)	2:B:54:ALA:HB1	1:C:1927:PRO:HB2	3	0.11
(1,4164)	2:B:54:ALA:HB3	1:C:1928:PHE:HD1	1	0.11
(1,4164)	2:B:54:ALA:HB3	1:C:1928:PHE:HD2	1	0.11
(1,4164)	2:B:54:ALA:HB1	1:C:1928:PHE:HD1	1	0.11
(1,4164)	2:B:54:ALA:HB1	1:C:1928:PHE:HD2	1	0.11
(1,4164)	2:B:54:ALA:HB2	1:C:1928:PHE:HD1	1	0.11
(1,4164)	2:B:54:ALA:HB2	1:C:1928:PHE:HD2	1	0.11
(1,4164)	2:B:54:ALA:HB3	1:C:1928:PHE:HE1	1	0.11
(1,4164)	2:B:54:ALA:HB3	1:C:1928:PHE:HE2	1	0.11
(1,4164)	2:B:54:ALA:HB3	1:C:1928:PHE:HD1	5	0.11
(1,4164)	2:B:54:ALA:HB3	1:C:1928:PHE:HD2	5	0.11
(1,4164)	2:B:54:ALA:HB1	1:C:1928:PHE:HD1	5	0.11
(1,4164)	2:B:54:ALA:HB1	1:C:1928:PHE:HD2	5	0.11
(1,4164)	2:B:54:ALA:HB2	1:C:1928:PHE:HD1	5	0.11
(1,4164)	2:B:54:ALA:HB2	1:C:1928:PHE:HD2	5	0.11
(1,4164)	2:B:54:ALA:HB3	1:C:1928:PHE:HE1	5	0.11
(1,4164)	2:B:54:ALA:HB3	1:C:1928:PHE:HE2	5	0.11
(1,4164)	2:B:54:ALA:HB3	1:C:1928:PHE:HD1	7	0.11
(1,4164)	2:B:54:ALA:HB3	1:C:1928:PHE:HD2	7	0.11
(1,4164)	2:B:54:ALA:HB1	1:C:1928:PHE:HD1	7	0.11
(1,4164)	2:B:54:ALA:HB1	1:C:1928:PHE:HD2	7	0.11
(1,4164)	2:B:54:ALA:HB2	1:C:1928:PHE:HD1	7	0.11
(1,4164)	2:B:54:ALA:HB2	1:C:1928:PHE:HD2	7	0.11
(1,4164)	2:B:54:ALA:HB3	1:C:1928:PHE:HE1	7	0.11
(1,4164)	2:B:54:ALA:HB3	1:C:1928:PHE:HE2	7	0.11
(1,4164)	2:B:54:ALA:HB3	1:C:1928:PHE:HD1	13	0.11

Continued on next page...

Continued from previous page...

Key	Atom-1	Atom-2	Model ID	Violation (Å)
(1,4164)	2:B:54:ALA:HB3	1:C:1928:PHE:HD2	13	0.11
(1,4164)	2:B:54:ALA:HB1	1:C:1928:PHE:HD1	13	0.11
(1,4164)	2:B:54:ALA:HB1	1:C:1928:PHE:HD2	13	0.11
(1,4164)	2:B:54:ALA:HB2	1:C:1928:PHE:HD1	13	0.11
(1,4164)	2:B:54:ALA:HB2	1:C:1928:PHE:HD2	13	0.11
(1,4164)	2:B:54:ALA:HB3	1:C:1928:PHE:HE1	13	0.11
(1,4164)	2:B:54:ALA:HB3	1:C:1928:PHE:HE2	13	0.11
(1,4150)	2:B:61:ASN:HA	1:C:1926:LEU:HG	4	0.11
(1,4150)	2:B:61:ASN:HA	1:C:1921:LEU:HB3	4	0.11
(1,4149)	2:B:61:ASN:HA	1:C:1921:LEU:HD11	15	0.11
(1,4149)	2:B:61:ASN:HA	1:C:1921:LEU:HD12	15	0.11
(1,4149)	2:B:61:ASN:HA	1:C:1921:LEU:HD13	15	0.11
(1,4105)	2:B:81:CYS:HB2	1:C:1917:LEU:HD11	6	0.11
(1,4105)	2:B:81:CYS:HB2	1:C:1917:LEU:HD12	6	0.11
(1,4105)	2:B:81:CYS:HB2	1:C:1917:LEU:HD13	6	0.11
(1,4105)	2:B:81:CYS:HB2	1:C:1914:VAL:HG11	6	0.11
(1,4105)	2:B:81:CYS:HB2	1:C:1914:VAL:HG12	6	0.11
(1,4105)	2:B:81:CYS:HB2	1:C:1914:VAL:HG13	6	0.11
(1,4086)	2:B:84:MET:HE2	1:C:1918:LYS:HD3	4	0.11
(1,4086)	2:B:84:MET:HE1	1:C:1918:LYS:HD3	4	0.11
(1,4086)	2:B:84:MET:HE3	1:C:1918:LYS:HD3	4	0.11
(1,4078)	2:A:84:MET:HE3	1:C:1910:MET:HB3	4	0.11
(1,4078)	2:A:84:MET:HE2	1:C:1910:MET:HB3	4	0.11
(1,4078)	2:A:84:MET:HE1	1:C:1910:MET:HB3	4	0.11
(1,4078)	2:A:84:MET:HE3	1:C:1910:MET:HB3	10	0.11
(1,4078)	2:A:84:MET:HE2	1:C:1910:MET:HB3	10	0.11
(1,4078)	2:A:84:MET:HE1	1:C:1910:MET:HB3	10	0.11
(1,4078)	2:A:84:MET:HE3	1:C:1910:MET:HB3	11	0.11
(1,4078)	2:A:84:MET:HE2	1:C:1910:MET:HB3	11	0.11
(1,4078)	2:A:84:MET:HE1	1:C:1910:MET:HB3	11	0.11
(1,4078)	2:A:84:MET:HE3	1:C:1910:MET:HB3	13	0.11
(1,4078)	2:A:84:MET:HE2	1:C:1910:MET:HB3	13	0.11
(1,4078)	2:A:84:MET:HE1	1:C:1910:MET:HB3	13	0.11
(1,4078)	2:A:84:MET:HE3	1:C:1910:MET:HB3	17	0.11
(1,4078)	2:A:84:MET:HE2	1:C:1910:MET:HB3	17	0.11
(1,4078)	2:A:84:MET:HE1	1:C:1910:MET:HB3	17	0.11
(1,4078)	2:A:84:MET:HE3	1:C:1910:MET:HB3	18	0.11
(1,4078)	2:A:84:MET:HE2	1:C:1910:MET:HB3	18	0.11
(1,4078)	2:A:84:MET:HE1	1:C:1910:MET:HB3	18	0.11
(1,4078)	2:A:84:MET:HE3	1:C:1910:MET:HB3	19	0.11
(1,4078)	2:A:84:MET:HE2	1:C:1910:MET:HB3	19	0.11
(1,4078)	2:A:84:MET:HE1	1:C:1910:MET:HB3	19	0.11

Continued on next page...

Continued from previous page...

Key	Atom-1	Atom-2	Model ID	Violation (Å)
(1,4065)	2:B:85:MET:HE1	1:C:1930:VAL:HA	13	0.11
(1,4065)	2:B:85:MET:HE3	1:C:1930:VAL:HA	13	0.11
(1,4065)	2:B:85:MET:HE2	1:C:1930:VAL:HA	13	0.11
(1,4062)	2:B:85:MET:HE3	1:C:1922:ARG:HD2	9	0.11
(1,4062)	2:B:85:MET:HE3	1:C:1922:ARG:HD3	9	0.11
(1,4062)	2:B:85:MET:HE1	1:C:1922:ARG:HD2	9	0.11
(1,4062)	2:B:85:MET:HE1	1:C:1922:ARG:HD3	9	0.11
(1,4062)	2:B:85:MET:HE3	1:C:1922:ARG:HD2	17	0.11
(1,4062)	2:B:85:MET:HE3	1:C:1922:ARG:HD3	17	0.11
(1,4062)	2:B:85:MET:HE1	1:C:1922:ARG:HD2	17	0.11
(1,4062)	2:B:85:MET:HE1	1:C:1922:ARG:HD3	17	0.11
(1,4061)	2:B:85:MET:HE1	1:C:1928:PHE:HB2	11	0.11
(1,4061)	2:B:85:MET:HE3	1:C:1928:PHE:HB2	11	0.11
(1,4049)	2:A:85:MET:HE2	1:C:1899:GLU:H	13	0.11
(1,4049)	2:A:85:MET:HE3	1:C:1899:GLU:H	13	0.11
(1,4049)	2:A:85:MET:HE1	1:C:1899:GLU:H	13	0.11
(1,4049)	2:A:85:MET:HE2	1:C:1899:GLU:H	17	0.11
(1,4049)	2:A:85:MET:HE3	1:C:1899:GLU:H	17	0.11
(1,4049)	2:A:85:MET:HE1	1:C:1899:GLU:H	17	0.11
(1,4046)	2:A:85:MET:HE2	1:C:1899:GLU:HB3	8	0.11
(1,4046)	2:A:85:MET:HE1	1:C:1899:GLU:HB3	8	0.11
(1,4046)	2:A:85:MET:HE3	1:C:1899:GLU:HB3	8	0.11
(1,4038)	2:A:85:MET:HB2	1:C:1903:ALA:HB1	13	0.11
(1,4038)	2:A:85:MET:HB2	1:C:1903:ALA:HB2	13	0.11
(1,4038)	2:A:85:MET:HB2	1:C:1903:ALA:HB3	13	0.11
(1,4018)	2:B:38:LEU:HD23	1:C:1927:PRO:HB2	19	0.11
(1,4018)	2:B:38:LEU:HD22	1:C:1927:PRO:HB2	19	0.11
(1,4018)	2:B:38:LEU:HD21	1:C:1927:PRO:HB2	19	0.11
(1,4018)	2:B:38:LEU:HD23	1:C:1927:PRO:HB3	19	0.11
(1,4018)	2:B:38:LEU:HD22	1:C:1927:PRO:HB3	19	0.11
(1,4017)	2:B:38:LEU:HD22	1:C:1929:VAL:HG11	19	0.11
(1,4017)	2:B:38:LEU:HD22	1:C:1929:VAL:HG12	19	0.11
(1,4017)	2:B:38:LEU:HD22	1:C:1929:VAL:HG13	19	0.11
(1,4017)	2:B:38:LEU:HD23	1:C:1929:VAL:HG11	19	0.11
(1,4017)	2:B:38:LEU:HD23	1:C:1929:VAL:HG12	19	0.11
(1,4017)	2:B:38:LEU:HD23	1:C:1929:VAL:HG13	19	0.11
(1,4017)	2:B:38:LEU:HD21	1:C:1929:VAL:HG11	19	0.11
(1,4017)	2:B:38:LEU:HD21	1:C:1929:VAL:HG12	19	0.11
(1,4017)	2:B:38:LEU:HD21	1:C:1929:VAL:HG13	19	0.11
(1,4017)	2:B:38:LEU:HD22	1:C:1929:VAL:HG11	20	0.11
(1,4017)	2:B:38:LEU:HD22	1:C:1929:VAL:HG12	20	0.11
(1,4017)	2:B:38:LEU:HD22	1:C:1929:VAL:HG13	20	0.11

Continued on next page...

Continued from previous page...

Key	Atom-1	Atom-2	Model ID	Violation (Å)
(1,4017)	2:B:38:LEU:HD23	1:C:1929:VAL:HG11	20	0.11
(1,4017)	2:B:38:LEU:HD23	1:C:1929:VAL:HG12	20	0.11
(1,4017)	2:B:38:LEU:HD23	1:C:1929:VAL:HG13	20	0.11
(1,4017)	2:B:38:LEU:HD21	1:C:1929:VAL:HG11	20	0.11
(1,4017)	2:B:38:LEU:HD21	1:C:1929:VAL:HG12	20	0.11
(1,4017)	2:B:38:LEU:HD21	1:C:1929:VAL:HG13	20	0.11
(1,3990)	2:B:58:LEU:HD13	1:C:1929:VAL:HG21	2	0.11
(1,3990)	2:B:58:LEU:HD13	1:C:1929:VAL:HG22	2	0.11
(1,3990)	2:B:58:LEU:HD13	1:C:1929:VAL:HG23	2	0.11
(1,3990)	2:B:58:LEU:HD12	1:C:1929:VAL:HG21	2	0.11
(1,3990)	2:B:58:LEU:HD12	1:C:1929:VAL:HG22	2	0.11
(1,3990)	2:B:58:LEU:HD12	1:C:1929:VAL:HG23	2	0.11
(1,3990)	2:B:58:LEU:HD11	1:C:1929:VAL:HG21	2	0.11
(1,3990)	2:B:58:LEU:HD11	1:C:1929:VAL:HG22	2	0.11
(1,3990)	2:B:58:LEU:HD11	1:C:1929:VAL:HG23	2	0.11
(1,3990)	2:B:58:LEU:HD13	1:C:1929:VAL:HG21	13	0.11
(1,3990)	2:B:58:LEU:HD13	1:C:1929:VAL:HG22	13	0.11
(1,3990)	2:B:58:LEU:HD13	1:C:1929:VAL:HG23	13	0.11
(1,3990)	2:B:58:LEU:HD12	1:C:1929:VAL:HG21	13	0.11
(1,3990)	2:B:58:LEU:HD12	1:C:1929:VAL:HG22	13	0.11
(1,3990)	2:B:58:LEU:HD12	1:C:1929:VAL:HG23	13	0.11
(1,3990)	2:B:58:LEU:HD11	1:C:1929:VAL:HG21	13	0.11
(1,3990)	2:B:58:LEU:HD11	1:C:1929:VAL:HG22	13	0.11
(1,3990)	2:B:58:LEU:HD11	1:C:1929:VAL:HG23	13	0.11
(1,3979)	2:B:62:LEU:HD13	1:C:1918:LYS:HD3	3	0.11
(1,3979)	2:B:62:LEU:HD12	1:C:1918:LYS:HD3	3	0.11
(1,3979)	2:B:62:LEU:HD11	1:C:1918:LYS:HD3	3	0.11
(1,3979)	2:B:62:LEU:HD12	1:C:1920:LYS:HG3	3	0.11
(1,3979)	2:B:62:LEU:HD13	1:C:1920:LYS:HG3	3	0.11
(1,3979)	2:B:62:LEU:HD11	1:C:1920:LYS:HG3	3	0.11
(1,3979)	2:B:62:LEU:HD13	1:C:1918:LYS:HD3	15	0.11
(1,3979)	2:B:62:LEU:HD12	1:C:1918:LYS:HD3	15	0.11
(1,3979)	2:B:62:LEU:HD11	1:C:1918:LYS:HD3	15	0.11
(1,3979)	2:B:62:LEU:HD12	1:C:1920:LYS:HG3	15	0.11
(1,3979)	2:B:62:LEU:HD13	1:C:1920:LYS:HG3	15	0.11
(1,3979)	2:B:62:LEU:HD11	1:C:1920:LYS:HG3	15	0.11
(1,3948)	2:A:77:VAL:HG12	1:C:1910:MET:HA	8	0.11
(1,3948)	2:A:77:VAL:HG13	1:C:1910:MET:HA	8	0.11
(1,3948)	2:A:77:VAL:HG11	1:C:1910:MET:HA	8	0.11
(1,3948)	2:A:77:VAL:HG12	1:C:1910:MET:HA	10	0.11
(1,3948)	2:A:77:VAL:HG13	1:C:1910:MET:HA	10	0.11
(1,3948)	2:A:77:VAL:HG11	1:C:1910:MET:HA	10	0.11

Continued on next page...

Continued from previous page...

Key	Atom-1	Atom-2	Model ID	Violation (Å)
(1,3919)	2:A:58:LEU:HD12	1:C:1899:GLU:HG3	1	0.11
(1,3919)	2:A:58:LEU:HD13	1:C:1899:GLU:HG3	1	0.11
(1,3919)	2:A:58:LEU:HD11	1:C:1899:GLU:HG3	1	0.11
(1,3882)	2:A:19:TYR:HE1	2:A:36:GLU:HG2	6	0.11
(1,3882)	2:A:19:TYR:HE2	2:A:36:GLU:HG2	6	0.11
(1,3882)	2:A:19:TYR:HE1	2:A:36:GLU:HG2	15	0.11
(1,3882)	2:A:19:TYR:HE2	2:A:36:GLU:HG2	15	0.11
(1,3879)	2:B:72:PHE:HE1	2:B:75:TYR:HE1	7	0.11
(1,3879)	2:B:72:PHE:HE1	2:B:75:TYR:HE2	7	0.11
(1,3879)	2:B:72:PHE:HE2	2:B:75:TYR:HE1	7	0.11
(1,3879)	2:B:72:PHE:HE2	2:B:75:TYR:HE2	7	0.11
(1,3874)	2:A:45:PHE:HD1	2:A:85:MET:HE1	5	0.11
(1,3874)	2:A:45:PHE:HD2	2:A:85:MET:HE1	5	0.11
(1,3874)	2:A:45:PHE:HD1	2:A:85:MET:HE3	5	0.11
(1,3874)	2:A:45:PHE:HD2	2:A:85:MET:HE3	5	0.11
(1,3874)	2:A:45:PHE:HD1	2:A:85:MET:HE2	5	0.11
(1,3874)	2:A:45:PHE:HD2	2:A:85:MET:HE2	5	0.11
(1,3874)	2:A:45:PHE:HD1	2:A:85:MET:HE1	17	0.11
(1,3874)	2:A:45:PHE:HD2	2:A:85:MET:HE1	17	0.11
(1,3874)	2:A:45:PHE:HD1	2:A:85:MET:HE3	17	0.11
(1,3874)	2:A:45:PHE:HD2	2:A:85:MET:HE3	17	0.11
(1,3874)	2:A:45:PHE:HD1	2:A:85:MET:HE2	17	0.11
(1,3874)	2:A:45:PHE:HD2	2:A:85:MET:HE2	17	0.11
(1,3787)	2:A:28:LYS:H	2:A:28:LYS:HE2	15	0.11
(1,3787)	2:A:28:LYS:H	2:A:28:LYS:HE3	15	0.11
(1,3764)	2:B:97:GLN:H	2:B:96:LYS:HA	9	0.11
(1,3761)	2:B:96:LYS:H	2:B:96:LYS:HB3	14	0.11
(1,376)	2:B:82:ILE:HG21	1:C:1929:VAL:HG11	16	0.11
(1,376)	2:B:82:ILE:HG21	1:C:1929:VAL:HG12	16	0.11
(1,376)	2:B:82:ILE:HG21	1:C:1929:VAL:HG13	16	0.11
(1,376)	2:B:82:ILE:HG23	1:C:1929:VAL:HG11	16	0.11
(1,376)	2:B:82:ILE:HG23	1:C:1929:VAL:HG12	16	0.11
(1,376)	2:B:82:ILE:HG23	1:C:1929:VAL:HG13	16	0.11
(1,376)	2:B:82:ILE:HG22	1:C:1929:VAL:HG11	16	0.11
(1,376)	2:B:82:ILE:HG22	1:C:1929:VAL:HG12	16	0.11
(1,376)	2:B:82:ILE:HG22	1:C:1929:VAL:HG13	16	0.11
(1,3754)	2:B:95:ASP:H	2:B:95:ASP:HB3	11	0.11
(1,3590)	2:B:69:GLU:H	2:B:28:LYS:HD2	6	0.11
(1,3539)	2:B:61:ASN:H	2:B:62:LEU:HG	13	0.11
(1,3539)	2:B:61:ASN:H	2:B:62:LEU:HG	15	0.11
(1,3420)	2:B:42:LEU:H	2:B:37:LEU:HB3	4	0.11
(1,3420)	2:B:42:LEU:H	2:B:37:LEU:HB3	11	0.11

Continued on next page...

Continued from previous page...

Key	Atom-1	Atom-2	Model ID	Violation (Å)
(1,3252)	2:B:2:ALA:H	2:B:4:PRO:HG3	1	0.11
(1,3252)	2:B:2:ALA:H	2:B:4:PRO:HB3	1	0.11
(1,3218)	2:A:93:PHE:H	2:A:93:PHE:HA	9	0.11
(1,3218)	2:A:93:PHE:H	2:A:93:PHE:HA	16	0.11
(1,3163)	2:A:86:CYS:H	2:B:9:LEU:HB2	1	0.11
(1,3075)	2:A:74:GLU:H	2:A:70:VAL:HB	7	0.11
(1,3075)	2:A:74:GLU:H	2:A:70:VAL:HB	16	0.11
(1,3067)	2:A:73:GLN:H	2:A:75:TYR:H	17	0.11
(1,2618)	2:A:3:CYS:H	2:B:41:GLU:HG2	6	0.11
(1,2618)	2:A:3:CYS:H	2:B:41:GLU:HG2	16	0.11
(1,2618)	2:A:3:CYS:H	2:B:41:GLU:HG2	18	0.11
(1,26)	2:B:91:GLU:HA	2:B:91:GLU:HG2	1	0.11
(1,2575)	2:A:4:PRO:HA	2:B:7:LYS:HB3	2	0.11
(1,2575)	2:A:4:PRO:HA	2:B:7:LYS:HB3	8	0.11
(1,2575)	2:A:4:PRO:HA	2:B:7:LYS:HB3	13	0.11
(1,252)	2:B:84:MET:HE1	2:A:72:PHE:HD1	14	0.11
(1,252)	2:B:84:MET:HE1	2:A:72:PHE:HD2	14	0.11
(1,252)	2:B:84:MET:HE2	2:A:72:PHE:HD1	14	0.11
(1,252)	2:B:84:MET:HE2	2:A:72:PHE:HD2	14	0.11
(1,2498)	2:B:5:LEU:HD11	2:A:75:TYR:HE1	1	0.11
(1,2498)	2:B:5:LEU:HD11	2:A:75:TYR:HE2	1	0.11
(1,2498)	2:B:5:LEU:HD12	2:A:75:TYR:HE1	1	0.11
(1,2498)	2:B:5:LEU:HD12	2:A:75:TYR:HE2	1	0.11
(1,2498)	2:B:5:LEU:HD11	2:A:75:TYR:HE1	3	0.11
(1,2498)	2:B:5:LEU:HD11	2:A:75:TYR:HE2	3	0.11
(1,2498)	2:B:5:LEU:HD12	2:A:75:TYR:HE1	3	0.11
(1,2498)	2:B:5:LEU:HD12	2:A:75:TYR:HE2	3	0.11
(1,2498)	2:B:5:LEU:HD11	2:A:75:TYR:HE1	8	0.11
(1,2498)	2:B:5:LEU:HD11	2:A:75:TYR:HE2	8	0.11
(1,2498)	2:B:5:LEU:HD12	2:A:75:TYR:HE1	8	0.11
(1,2498)	2:B:5:LEU:HD12	2:A:75:TYR:HE2	8	0.11
(1,2498)	2:B:5:LEU:HD11	2:A:75:TYR:HE1	9	0.11
(1,2498)	2:B:5:LEU:HD11	2:A:75:TYR:HE2	9	0.11
(1,2498)	2:B:5:LEU:HD12	2:A:75:TYR:HE1	9	0.11
(1,2498)	2:B:5:LEU:HD12	2:A:75:TYR:HE2	9	0.11
(1,248)	2:B:84:MET:HE1	2:B:80:SER:HB3	11	0.11
(1,248)	2:B:84:MET:HE2	2:B:80:SER:HB3	11	0.11
(1,240)	2:B:84:MET:HE2	1:C:1918:LYS:HD2	5	0.11
(1,240)	2:B:84:MET:HE3	1:C:1918:LYS:HD2	5	0.11
(1,240)	2:B:84:MET:HE1	1:C:1918:LYS:HD2	5	0.11
(1,2388)	2:B:9:LEU:HD11	2:A:42:LEU:HB3	3	0.11
(1,2388)	2:B:9:LEU:HD13	2:A:42:LEU:HB3	3	0.11

Continued on next page...

Continued from previous page...

Key	Atom-1	Atom-2	Model ID	Violation (Å)
(1,2388)	2:B:9:LEU:HD12	2:A:42:LEU:HB3	3	0.11
(1,2352)	2:B:10:ASP:HA	2:B:13:VAL:HB	17	0.11
(1,235)	2:B:84:MET:HA	2:A:72:PHE:HE1	2	0.11
(1,235)	2:B:84:MET:HA	2:A:72:PHE:HE2	2	0.11
(1,235)	2:B:84:MET:HA	2:A:72:PHE:HE1	19	0.11
(1,235)	2:B:84:MET:HA	2:A:72:PHE:HE2	19	0.11
(1,2280)	2:B:12:MET:HE3	2:A:84:MET:H	1	0.11
(1,2280)	2:B:12:MET:HE2	2:A:84:MET:H	1	0.11
(1,2280)	2:B:12:MET:HE1	2:A:84:MET:H	1	0.11
(1,2280)	2:B:12:MET:HE3	2:A:84:MET:H	11	0.11
(1,2280)	2:B:12:MET:HE2	2:A:84:MET:H	11	0.11
(1,2280)	2:B:12:MET:HE1	2:A:84:MET:H	11	0.11
(1,2279)	2:B:12:MET:HE2	2:A:83:ALA:H	5	0.11
(1,2279)	2:B:12:MET:HE3	2:A:83:ALA:H	5	0.11
(1,2279)	2:B:12:MET:HE1	2:A:83:ALA:H	5	0.11
(1,2279)	2:B:12:MET:HE2	2:A:83:ALA:H	10	0.11
(1,2279)	2:B:12:MET:HE3	2:A:83:ALA:H	10	0.11
(1,2279)	2:B:12:MET:HE1	2:A:83:ALA:H	10	0.11
(1,2275)	2:B:12:MET:HE3	2:B:80:SER:HA	17	0.11
(1,2275)	2:B:12:MET:HE2	2:B:80:SER:HA	17	0.11
(1,2275)	2:B:12:MET:HE1	2:B:80:SER:HA	17	0.11
(1,2238)	2:A:13:VAL:HG22	2:A:17:HIS:HD2	18	0.11
(1,2238)	2:A:13:VAL:HG23	2:A:17:HIS:HD2	18	0.11
(1,2238)	2:A:13:VAL:HG21	2:A:17:HIS:HD2	18	0.11
(1,2238)	2:A:13:VAL:HG22	2:A:17:HIS:HD2	19	0.11
(1,2238)	2:A:13:VAL:HG23	2:A:17:HIS:HD2	19	0.11
(1,2238)	2:A:13:VAL:HG21	2:A:17:HIS:HD2	19	0.11
(1,2220)	2:A:13:VAL:HG11	2:B:83:ALA:HB3	12	0.11
(1,2220)	2:A:13:VAL:HG12	2:B:83:ALA:HB3	12	0.11
(1,2220)	2:A:13:VAL:HG13	2:B:83:ALA:HB3	12	0.11
(1,2220)	2:A:13:VAL:HG11	2:B:83:ALA:HB2	12	0.11
(1,2220)	2:A:13:VAL:HG13	2:B:83:ALA:HB2	12	0.11
(1,2220)	2:A:13:VAL:HG12	2:B:83:ALA:HB2	12	0.11
(1,2220)	2:A:13:VAL:HG11	2:B:83:ALA:HB1	12	0.11
(1,2220)	2:A:13:VAL:HG12	2:B:83:ALA:HB1	12	0.11
(1,2220)	2:A:13:VAL:HG13	2:B:83:ALA:HB1	12	0.11
(1,2203)	2:B:13:VAL:HA	2:B:72:PHE:HE1	5	0.11
(1,2203)	2:B:13:VAL:HA	2:B:72:PHE:HE2	5	0.11
(1,2199)	2:A:15:THR:HG23	2:B:5:LEU:HD11	2	0.11
(1,2199)	2:A:15:THR:HG23	2:B:5:LEU:HD12	2	0.11
(1,2199)	2:A:15:THR:HG21	2:B:5:LEU:HD12	2	0.11
(1,2199)	2:A:15:THR:HG23	2:B:5:LEU:HD13	2	0.11

Continued on next page...

Continued from previous page...

Key	Atom-1	Atom-2	Model ID	Violation (Å)
(1,2199)	2:A:15:THR:HG21	2:B:5:LEU:HD11	2	0.11
(1,2199)	2:A:15:THR:HG21	2:B:5:LEU:HD13	2	0.11
(1,2199)	2:A:15:THR:HG22	2:B:5:LEU:HD11	2	0.11
(1,2199)	2:A:15:THR:HG22	2:B:5:LEU:HD12	2	0.11
(1,2199)	2:A:15:THR:HG23	2:B:5:LEU:HD11	8	0.11
(1,2199)	2:A:15:THR:HG23	2:B:5:LEU:HD12	8	0.11
(1,2199)	2:A:15:THR:HG21	2:B:5:LEU:HD12	8	0.11
(1,2199)	2:A:15:THR:HG23	2:B:5:LEU:HD13	8	0.11
(1,2199)	2:A:15:THR:HG21	2:B:5:LEU:HD11	8	0.11
(1,2199)	2:A:15:THR:HG21	2:B:5:LEU:HD13	8	0.11
(1,2199)	2:A:15:THR:HG22	2:B:5:LEU:HD11	8	0.11
(1,2199)	2:A:15:THR:HG22	2:B:5:LEU:HD12	8	0.11
(1,2199)	2:A:15:THR:HG23	2:B:5:LEU:HD11	13	0.11
(1,2199)	2:A:15:THR:HG23	2:B:5:LEU:HD12	13	0.11
(1,2199)	2:A:15:THR:HG21	2:B:5:LEU:HD12	13	0.11
(1,2199)	2:A:15:THR:HG23	2:B:5:LEU:HD13	13	0.11
(1,2199)	2:A:15:THR:HG21	2:B:5:LEU:HD11	13	0.11
(1,2199)	2:A:15:THR:HG21	2:B:5:LEU:HD13	13	0.11
(1,2199)	2:A:15:THR:HG22	2:B:5:LEU:HD11	13	0.11
(1,2199)	2:A:15:THR:HG22	2:B:5:LEU:HD12	13	0.11
(1,2182)	2:B:15:THR:HG21	2:B:41:GLU:HG2	2	0.11
(1,2182)	2:B:15:THR:HG23	2:B:41:GLU:HG2	2	0.11
(1,2182)	2:B:15:THR:HG22	2:B:41:GLU:HG2	2	0.11
(1,2181)	2:B:15:THR:HG21	2:B:41:GLU:HB2	17	0.11
(1,2181)	2:B:15:THR:HG23	2:B:41:GLU:HB2	17	0.11
(1,2181)	2:B:15:THR:HG22	2:B:41:GLU:HB2	17	0.11
(1,2181)	2:B:15:THR:HG21	2:B:41:GLU:HB2	19	0.11
(1,2181)	2:B:15:THR:HG23	2:B:41:GLU:HB2	19	0.11
(1,2181)	2:B:15:THR:HG22	2:B:41:GLU:HB2	19	0.11
(1,2134)	2:B:18:LYS:HE2	2:B:18:LYS:HG2	10	0.11
(1,213)	2:A:84:MET:HE1	2:B:72:PHE:HD1	8	0.11
(1,213)	2:A:84:MET:HE1	2:B:72:PHE:HD2	8	0.11
(1,213)	2:A:84:MET:HE2	2:B:72:PHE:HD1	8	0.11
(1,213)	2:A:84:MET:HE2	2:B:72:PHE:HD2	8	0.11
(1,213)	2:A:84:MET:HE3	2:B:72:PHE:HD1	8	0.11
(1,213)	2:A:84:MET:HE3	2:B:72:PHE:HD2	8	0.11
(1,2056)	2:B:27:PHE:HA	2:B:75:TYR:HD1	10	0.11
(1,2056)	2:B:27:PHE:HA	2:B:75:TYR:HD2	10	0.11
(1,2056)	2:B:27:PHE:HA	2:B:75:TYR:HD1	17	0.11
(1,2056)	2:B:27:PHE:HA	2:B:75:TYR:HD2	17	0.11
(1,1962)	2:B:34:LEU:HD23	2:B:62:LEU:HD22	7	0.11
(1,1962)	2:B:34:LEU:HD23	2:B:62:LEU:HD21	7	0.11

Continued on next page...

Continued from previous page...

Key	Atom-1	Atom-2	Model ID	Violation (Å)
(1,1962)	2:B:34:LEU:HD23	2:B:62:LEU:HD23	7	0.11
(1,1962)	2:B:34:LEU:HD22	2:B:62:LEU:HD22	7	0.11
(1,1962)	2:B:34:LEU:HD22	2:B:62:LEU:HD21	7	0.11
(1,1962)	2:B:34:LEU:HD22	2:B:62:LEU:HD23	7	0.11
(1,1962)	2:B:34:LEU:HD21	2:B:62:LEU:HD22	7	0.11
(1,1962)	2:B:34:LEU:HD21	2:B:62:LEU:HD21	7	0.11
(1,1962)	2:B:34:LEU:HD23	2:B:62:LEU:HD22	8	0.11
(1,1962)	2:B:34:LEU:HD23	2:B:62:LEU:HD21	8	0.11
(1,1962)	2:B:34:LEU:HD23	2:B:62:LEU:HD23	8	0.11
(1,1962)	2:B:34:LEU:HD22	2:B:62:LEU:HD22	8	0.11
(1,1962)	2:B:34:LEU:HD22	2:B:62:LEU:HD21	8	0.11
(1,1962)	2:B:34:LEU:HD22	2:B:62:LEU:HD23	8	0.11
(1,1962)	2:B:34:LEU:HD21	2:B:62:LEU:HD22	8	0.11
(1,1962)	2:B:34:LEU:HD21	2:B:62:LEU:HD21	8	0.11
(1,1956)	2:B:34:LEU:HD21	2:B:38:LEU:HB2	2	0.11
(1,1956)	2:B:34:LEU:HD23	2:B:38:LEU:HB2	2	0.11
(1,1956)	2:B:34:LEU:HD22	2:B:38:LEU:HB2	2	0.11
(1,1956)	2:B:34:LEU:HD21	2:B:38:LEU:HB2	6	0.11
(1,1956)	2:B:34:LEU:HD23	2:B:38:LEU:HB2	6	0.11
(1,1956)	2:B:34:LEU:HD22	2:B:38:LEU:HB2	6	0.11
(1,1956)	2:B:34:LEU:HD21	2:B:38:LEU:HB2	9	0.11
(1,1956)	2:B:34:LEU:HD23	2:B:38:LEU:HB2	9	0.11
(1,1956)	2:B:34:LEU:HD22	2:B:38:LEU:HB2	9	0.11
(1,1956)	2:B:34:LEU:HD21	2:B:38:LEU:HB2	13	0.11
(1,1956)	2:B:34:LEU:HD23	2:B:38:LEU:HB2	13	0.11
(1,1956)	2:B:34:LEU:HD22	2:B:38:LEU:HB2	13	0.11
(1,1903)	2:A:34:LEU:HD12	2:A:55:PHE:HD1	8	0.11
(1,1903)	2:A:34:LEU:HD12	2:A:55:PHE:HD2	8	0.11
(1,1903)	2:A:34:LEU:HD12	2:A:55:PHE:HE1	8	0.11
(1,1903)	2:A:34:LEU:HD12	2:A:55:PHE:HE2	8	0.11
(1,1903)	2:A:34:LEU:HD11	2:A:55:PHE:HD1	8	0.11
(1,1903)	2:A:34:LEU:HD11	2:A:55:PHE:HD2	8	0.11
(1,1903)	2:A:34:LEU:HD11	2:A:55:PHE:HE1	8	0.11
(1,1903)	2:A:34:LEU:HD11	2:A:55:PHE:HE2	8	0.11
(1,1903)	2:A:34:LEU:HD13	2:A:55:PHE:HE1	8	0.11
(1,1903)	2:A:34:LEU:HD13	2:A:55:PHE:HE2	8	0.11
(1,1878)	2:B:35:LYS:HE3	2:B:55:PHE:HD1	9	0.11
(1,1878)	2:B:35:LYS:HE3	2:B:55:PHE:HD2	9	0.11
(1,180)	2:B:85:MET:HE2	2:B:85:MET:H	16	0.11
(1,1792)	2:A:36:GLU:HB2	2:A:33:GLU:HA	16	0.11
(1,1792)	2:A:36:GLU:HB3	2:A:33:GLU:HA	16	0.11
(1,1752)	2:B:38:LEU:HD13	1:C:1928:PHE:HZ	5	0.11

Continued on next page...

Continued from previous page...

Key	Atom-1	Atom-2	Model ID	Violation (Å)
(1,1752)	2:B:38:LEU:HD11	1:C:1928:PHE:HZ	5	0.11
(1,1752)	2:B:38:LEU:HD12	1:C:1928:PHE:HZ	5	0.11
(1,1736)	2:B:38:LEU:HD23	2:B:38:LEU:HA	1	0.11
(1,1736)	2:B:38:LEU:HD21	2:B:38:LEU:HA	1	0.11
(1,1736)	2:B:38:LEU:HD22	2:B:38:LEU:HA	1	0.11
(1,169)	2:B:85:MET:HE1	1:C:1922:ARG:HD2	9	0.11
(1,169)	2:B:85:MET:HE1	1:C:1922:ARG:HD3	9	0.11
(1,169)	2:B:85:MET:HE2	1:C:1922:ARG:HD2	9	0.11
(1,169)	2:B:85:MET:HE2	1:C:1922:ARG:HD3	9	0.11
(1,1597)	2:B:42:LEU:HD11	2:B:43:PRO:HD3	19	0.11
(1,1597)	2:B:42:LEU:HD12	2:B:43:PRO:HD3	19	0.11
(1,146)	2:A:85:MET:HE2	1:C:1900:LEU:HA	18	0.11
(1,146)	2:A:85:MET:HE3	1:C:1900:LEU:HA	18	0.11
(1,146)	2:A:85:MET:HE1	1:C:1900:LEU:HA	18	0.11
(1,142)	2:A:85:MET:HE2	2:A:85:MET:HG3	15	0.11
(1,142)	2:A:85:MET:HE3	2:A:85:MET:HG3	15	0.11
(1,142)	2:A:85:MET:HE1	2:A:85:MET:HG3	15	0.11
(1,142)	2:A:85:MET:HE2	2:A:85:MET:HG3	19	0.11
(1,142)	2:A:85:MET:HE3	2:A:85:MET:HG3	19	0.11
(1,142)	2:A:85:MET:HE1	2:A:85:MET:HG3	19	0.11
(1,1403)	2:A:49:ARG:HA	2:A:54:ALA:HB2	16	0.11
(1,1403)	2:A:49:ARG:HA	2:A:54:ALA:HB3	16	0.11
(1,1403)	2:A:49:ARG:HA	2:A:54:ALA:HB1	16	0.11
(1,1389)	2:B:50:THR:HA	2:B:50:THR:HB	13	0.11
(1,1373)	2:A:50:THR:HA	2:A:55:PHE:HD1	16	0.11
(1,1373)	2:A:50:THR:HA	2:A:55:PHE:HD2	16	0.11
(1,1361)	2:B:52:GLU:HG2	2:B:51:ASP:HB2	10	0.11
(1,1361)	2:B:52:GLU:HG3	2:B:51:ASP:HB2	10	0.11
(1,1347)	2:A:52:GLU:HG2	2:A:35:LYS:HD3	8	0.11
(1,1347)	2:A:52:GLU:HG2	2:A:35:LYS:HD2	8	0.11
(1,1347)	2:A:52:GLU:HG3	2:A:35:LYS:HD3	8	0.11
(1,1347)	2:A:52:GLU:HG3	2:A:35:LYS:HD2	8	0.11
(1,1329)	2:B:53:ALA:HB3	2:B:57:LYS:HE2	1	0.11
(1,1329)	2:B:53:ALA:HB1	2:B:57:LYS:HE2	1	0.11
(1,1329)	2:B:53:ALA:HB2	2:B:57:LYS:HE2	1	0.11
(1,1329)	2:B:53:ALA:HB3	2:B:57:LYS:HE3	1	0.11
(1,1329)	2:B:53:ALA:HB1	2:B:57:LYS:HE3	1	0.11
(1,1303)	2:B:54:ALA:HB2	1:C:1928:PHE:HD1	1	0.11
(1,1303)	2:B:54:ALA:HB2	1:C:1928:PHE:HD2	1	0.11
(1,1303)	2:B:54:ALA:HB3	1:C:1928:PHE:HD1	1	0.11
(1,1303)	2:B:54:ALA:HB3	1:C:1928:PHE:HD2	1	0.11
(1,1303)	2:B:54:ALA:HB1	1:C:1928:PHE:HD1	1	0.11

Continued on next page...

Continued from previous page...

Key	Atom-1	Atom-2	Model ID	Violation (Å)
(1,1303)	2:B:54:ALA:HB1	1:C:1928:PHE:HD2	1	0.11
(1,1303)	2:B:54:ALA:HB3	1:C:1928:PHE:HE1	1	0.11
(1,1303)	2:B:54:ALA:HB3	1:C:1928:PHE:HE2	1	0.11
(1,1303)	2:B:54:ALA:HB2	1:C:1928:PHE:HD1	5	0.11
(1,1303)	2:B:54:ALA:HB2	1:C:1928:PHE:HD2	5	0.11
(1,1303)	2:B:54:ALA:HB3	1:C:1928:PHE:HD1	5	0.11
(1,1303)	2:B:54:ALA:HB3	1:C:1928:PHE:HD2	5	0.11
(1,1303)	2:B:54:ALA:HB1	1:C:1928:PHE:HD1	5	0.11
(1,1303)	2:B:54:ALA:HB1	1:C:1928:PHE:HD2	5	0.11
(1,1303)	2:B:54:ALA:HB3	1:C:1928:PHE:HE1	5	0.11
(1,1303)	2:B:54:ALA:HB3	1:C:1928:PHE:HE2	5	0.11
(1,1303)	2:B:54:ALA:HB2	1:C:1928:PHE:HD1	7	0.11
(1,1303)	2:B:54:ALA:HB2	1:C:1928:PHE:HD2	7	0.11
(1,1303)	2:B:54:ALA:HB3	1:C:1928:PHE:HD1	7	0.11
(1,1303)	2:B:54:ALA:HB3	1:C:1928:PHE:HD2	7	0.11
(1,1303)	2:B:54:ALA:HB1	1:C:1928:PHE:HD1	7	0.11
(1,1303)	2:B:54:ALA:HB1	1:C:1928:PHE:HD2	7	0.11
(1,1303)	2:B:54:ALA:HB3	1:C:1928:PHE:HE1	7	0.11
(1,1303)	2:B:54:ALA:HB3	1:C:1928:PHE:HE2	7	0.11
(1,1303)	2:B:54:ALA:HB2	1:C:1928:PHE:HD1	13	0.11
(1,1303)	2:B:54:ALA:HB2	1:C:1928:PHE:HD2	13	0.11
(1,1303)	2:B:54:ALA:HB3	1:C:1928:PHE:HD1	13	0.11
(1,1303)	2:B:54:ALA:HB3	1:C:1928:PHE:HD2	13	0.11
(1,1303)	2:B:54:ALA:HB1	1:C:1928:PHE:HD1	13	0.11
(1,1303)	2:B:54:ALA:HB1	1:C:1928:PHE:HD2	13	0.11
(1,1303)	2:B:54:ALA:HB3	1:C:1928:PHE:HE1	13	0.11
(1,1303)	2:B:54:ALA:HB3	1:C:1928:PHE:HE2	13	0.11
(1,1302)	2:B:54:ALA:HB2	2:B:55:PHE:H	4	0.11
(1,1302)	2:B:54:ALA:HB1	2:B:55:PHE:H	4	0.11
(1,1302)	2:B:54:ALA:HB3	2:B:55:PHE:H	4	0.11
(1,1291)	2:A:54:ALA:HB1	1:C:1897:GLN:HG3	10	0.11
(1,1291)	2:A:54:ALA:HB2	1:C:1897:GLN:HG3	10	0.11
(1,1291)	2:A:54:ALA:HB3	1:C:1897:GLN:HG3	10	0.11
(1,1283)	2:A:54:ALA:HB1	1:C:1897:GLN:HE22	5	0.11
(1,1283)	2:A:54:ALA:HB3	1:C:1897:GLN:HE22	5	0.11
(1,1283)	2:A:54:ALA:HB2	1:C:1897:GLN:HE22	5	0.11
(1,1203)	2:B:58:LEU:HD22	2:B:78:PHE:HZ	10	0.11
(1,1203)	2:B:58:LEU:HD22	2:B:78:PHE:HZ	13	0.11
(1,1203)	2:B:58:LEU:HD22	2:B:78:PHE:HZ	18	0.11
(1,1203)	2:B:58:LEU:HD22	2:B:78:PHE:HZ	19	0.11
(1,1200)	2:B:58:LEU:HD11	1:C:1928:PHE:HE1	3	0.11
(1,1200)	2:B:58:LEU:HD11	1:C:1928:PHE:HE2	3	0.11

Continued on next page...

Continued from previous page...

Key	Atom-1	Atom-2	Model ID	Violation (Å)
(1,1200)	2:B:58:LEU:HD12	1:C:1928:PHE:HE1	3	0.11
(1,1200)	2:B:58:LEU:HD12	1:C:1928:PHE:HE2	3	0.11
(1,1200)	2:B:58:LEU:HD11	1:C:1928:PHE:HD1	3	0.11
(1,1200)	2:B:58:LEU:HD11	1:C:1928:PHE:HD2	3	0.11
(1,1200)	2:B:58:LEU:HD13	1:C:1928:PHE:HD1	3	0.11
(1,1200)	2:B:58:LEU:HD13	1:C:1928:PHE:HD2	3	0.11
(1,1200)	2:B:58:LEU:HD12	1:C:1928:PHE:HD1	3	0.11
(1,1200)	2:B:58:LEU:HD12	1:C:1928:PHE:HD2	3	0.11
(1,1200)	2:B:58:LEU:HD11	1:C:1928:PHE:HE1	6	0.11
(1,1200)	2:B:58:LEU:HD11	1:C:1928:PHE:HE2	6	0.11
(1,1200)	2:B:58:LEU:HD12	1:C:1928:PHE:HE1	6	0.11
(1,1200)	2:B:58:LEU:HD12	1:C:1928:PHE:HE2	6	0.11
(1,1200)	2:B:58:LEU:HD11	1:C:1928:PHE:HD1	6	0.11
(1,1200)	2:B:58:LEU:HD11	1:C:1928:PHE:HD2	6	0.11
(1,1200)	2:B:58:LEU:HD13	1:C:1928:PHE:HD1	6	0.11
(1,1200)	2:B:58:LEU:HD13	1:C:1928:PHE:HD2	6	0.11
(1,1200)	2:B:58:LEU:HD12	1:C:1928:PHE:HD1	6	0.11
(1,1200)	2:B:58:LEU:HD12	1:C:1928:PHE:HD2	6	0.11
(1,1200)	2:B:58:LEU:HD11	1:C:1928:PHE:HE1	11	0.11
(1,1200)	2:B:58:LEU:HD11	1:C:1928:PHE:HE2	11	0.11
(1,1200)	2:B:58:LEU:HD12	1:C:1928:PHE:HE1	11	0.11
(1,1200)	2:B:58:LEU:HD12	1:C:1928:PHE:HE2	11	0.11
(1,1200)	2:B:58:LEU:HD11	1:C:1928:PHE:HD1	11	0.11
(1,1200)	2:B:58:LEU:HD11	1:C:1928:PHE:HD2	11	0.11
(1,1200)	2:B:58:LEU:HD13	1:C:1928:PHE:HD1	11	0.11
(1,1200)	2:B:58:LEU:HD13	1:C:1928:PHE:HD2	11	0.11
(1,1200)	2:B:58:LEU:HD12	1:C:1928:PHE:HD1	11	0.11
(1,1200)	2:B:58:LEU:HD12	1:C:1928:PHE:HD2	11	0.11
(1,1156)	2:A:58:LEU:HD22	1:C:1899:GLU:HG3	10	0.11
(1,1156)	2:A:58:LEU:HD23	1:C:1899:GLU:HG3	10	0.11
(1,1156)	2:A:58:LEU:HD21	1:C:1899:GLU:HG3	10	0.11
(1,1156)	2:A:58:LEU:HD22	1:C:1899:GLU:HG3	11	0.11
(1,1156)	2:A:58:LEU:HD23	1:C:1899:GLU:HG3	11	0.11
(1,1156)	2:A:58:LEU:HD21	1:C:1899:GLU:HG3	11	0.11
(1,1156)	2:A:58:LEU:HD22	1:C:1899:GLU:HG3	15	0.11
(1,1156)	2:A:58:LEU:HD23	1:C:1899:GLU:HG3	15	0.11
(1,1156)	2:A:58:LEU:HD21	1:C:1899:GLU:HG3	15	0.11
(1,1156)	2:A:58:LEU:HD22	1:C:1899:GLU:HG3	19	0.11
(1,1156)	2:A:58:LEU:HD23	1:C:1899:GLU:HG3	19	0.11
(1,1156)	2:A:58:LEU:HD21	1:C:1899:GLU:HG3	19	0.11
(1,1139)	2:A:58:LEU:HD11	1:C:1899:GLU:HG3	1	0.11
(1,1139)	2:A:58:LEU:HD12	1:C:1899:GLU:HG3	1	0.11

Continued on next page...

Continued from previous page...

Key	Atom-1	Atom-2	Model ID	Violation (Å)
(1,1139)	2:A:58:LEU:HD13	1:C:1899:GLU:HG3	1	0.11
(1,1119)	2:A:58:LEU:HD11	2:A:57:LYS:H	4	0.11
(1,1119)	2:A:58:LEU:HD13	2:A:57:LYS:H	4	0.11
(1,1119)	2:A:58:LEU:HD12	2:A:57:LYS:H	4	0.11
(1,1119)	2:A:58:LEU:HD11	2:A:57:LYS:H	5	0.11
(1,1119)	2:A:58:LEU:HD13	2:A:57:LYS:H	5	0.11
(1,1119)	2:A:58:LEU:HD12	2:A:57:LYS:H	5	0.11
(1,1119)	2:A:58:LEU:HD11	2:A:57:LYS:H	9	0.11
(1,1119)	2:A:58:LEU:HD13	2:A:57:LYS:H	9	0.11
(1,1119)	2:A:58:LEU:HD12	2:A:57:LYS:H	9	0.11
(1,1119)	2:A:58:LEU:HD11	2:A:57:LYS:H	14	0.11
(1,1119)	2:A:58:LEU:HD13	2:A:57:LYS:H	14	0.11
(1,1119)	2:A:58:LEU:HD12	2:A:57:LYS:H	14	0.11
(1,1119)	2:A:58:LEU:HD11	2:A:57:LYS:H	16	0.11
(1,1119)	2:A:58:LEU:HD13	2:A:57:LYS:H	16	0.11
(1,1119)	2:A:58:LEU:HD12	2:A:57:LYS:H	16	0.11
(1,1119)	2:A:58:LEU:HD11	2:A:57:LYS:H	20	0.11
(1,1119)	2:A:58:LEU:HD13	2:A:57:LYS:H	20	0.11
(1,1119)	2:A:58:LEU:HD12	2:A:57:LYS:H	20	0.11
(1,1102)	2:B:59:MET:HE3	2:B:34:LEU:H	4	0.11
(1,1102)	2:B:59:MET:HE1	2:B:34:LEU:H	4	0.11
(1,1102)	2:B:59:MET:HE2	2:B:34:LEU:H	4	0.11
(1,1102)	2:B:59:MET:HE3	2:B:34:LEU:H	7	0.11
(1,1102)	2:B:59:MET:HE1	2:B:34:LEU:H	7	0.11
(1,1102)	2:B:59:MET:HE2	2:B:34:LEU:H	7	0.11
(1,1102)	2:B:59:MET:HE3	2:B:34:LEU:H	15	0.11
(1,1102)	2:B:59:MET:HE1	2:B:34:LEU:H	15	0.11
(1,1102)	2:B:59:MET:HE2	2:B:34:LEU:H	15	0.11
(1,1102)	2:B:59:MET:HE3	2:B:34:LEU:H	18	0.11
(1,1102)	2:B:59:MET:HE1	2:B:34:LEU:H	18	0.11
(1,1102)	2:B:59:MET:HE2	2:B:34:LEU:H	18	0.11
(1,1096)	2:B:59:MET:HE1	2:B:75:TYR:HD1	5	0.11
(1,1096)	2:B:59:MET:HE1	2:B:75:TYR:HD2	5	0.11
(1,1096)	2:B:59:MET:HE3	2:B:75:TYR:HD1	5	0.11
(1,1096)	2:B:59:MET:HE3	2:B:75:TYR:HD2	5	0.11
(1,1096)	2:B:59:MET:HE2	2:B:75:TYR:HD1	5	0.11
(1,1096)	2:B:59:MET:HE2	2:B:75:TYR:HD2	5	0.11
(1,1093)	2:B:59:MET:HE3	2:B:30:ASN:HD22	16	0.11
(1,1093)	2:B:59:MET:HE2	2:B:30:ASN:HD22	16	0.11
(1,1091)	2:B:59:MET:HE3	2:B:69:GLU:H	20	0.11
(1,1091)	2:B:59:MET:HE2	2:B:69:GLU:H	20	0.11
(1,1091)	2:B:59:MET:HE1	2:B:69:GLU:H	20	0.11

Continued on next page...

Continued from previous page...

Key	Atom-1	Atom-2	Model ID	Violation (Å)
(1,1088)	2:B:59:MET:HE3	2:B:69:GLU:HA	7	0.11
(1,1088)	2:B:59:MET:HE1	2:B:69:GLU:HA	7	0.11
(1,1088)	2:B:59:MET:HE2	2:B:69:GLU:HA	7	0.11
(1,1085)	2:B:59:MET:HE2	2:B:31:LYS:HA	1	0.11
(1,1085)	2:B:59:MET:HE1	2:B:31:LYS:HA	1	0.11
(1,1085)	2:B:59:MET:HE3	2:B:31:LYS:HA	1	0.11
(1,1053)	2:A:59:MET:HE1	2:A:75:TYR:HD1	4	0.11
(1,1053)	2:A:59:MET:HE1	2:A:75:TYR:HD2	4	0.11
(1,1053)	2:A:59:MET:HE3	2:A:75:TYR:HD1	4	0.11
(1,1053)	2:A:59:MET:HE3	2:A:75:TYR:HD2	4	0.11
(1,1053)	2:A:59:MET:HE2	2:A:75:TYR:HD1	4	0.11
(1,1053)	2:A:59:MET:HE2	2:A:75:TYR:HD2	4	0.11
(1,1045)	2:A:59:MET:HE2	2:A:31:LYS:H	1	0.11
(1,1045)	2:A:59:MET:HE1	2:A:31:LYS:H	1	0.11
(1,1045)	2:A:59:MET:HE3	2:A:31:LYS:H	1	0.11
(1,1045)	2:A:59:MET:HE2	2:A:31:LYS:H	7	0.11
(1,1045)	2:A:59:MET:HE1	2:A:31:LYS:H	7	0.11
(1,1045)	2:A:59:MET:HE3	2:A:31:LYS:H	7	0.11
(1,1045)	2:A:59:MET:HE2	2:A:31:LYS:H	8	0.11
(1,1045)	2:A:59:MET:HE1	2:A:31:LYS:H	8	0.11
(1,1045)	2:A:59:MET:HE3	2:A:31:LYS:H	8	0.11
(1,1045)	2:A:59:MET:HE2	2:A:31:LYS:H	10	0.11
(1,1045)	2:A:59:MET:HE1	2:A:31:LYS:H	10	0.11
(1,1045)	2:A:59:MET:HE3	2:A:31:LYS:H	10	0.11
(1,1045)	2:A:59:MET:HE2	2:A:31:LYS:H	13	0.11
(1,1045)	2:A:59:MET:HE1	2:A:31:LYS:H	13	0.11
(1,1045)	2:A:59:MET:HE3	2:A:31:LYS:H	13	0.11
(1,1037)	2:A:59:MET:HE2	2:A:68:ASN:HA	15	0.11
(1,1037)	2:A:59:MET:HE3	2:A:68:ASN:HA	15	0.11
(1,1037)	2:A:59:MET:HE1	2:A:68:ASN:HA	15	0.11

10 Dihedral-angle violation analysis (i)

10.1 Summary of dihedral-angle violations (i)

The following table provides the summary of dihedral-angle violations in different dihedral-angle types. Violations less than 1° are not included in the calculation.

Angle type	Count	%[1]	Violated[3]			Consistently Violated[4]		
			Count	%[2]	%[1]	Count	%[2]	%[1]
PHI	184	50.0	35	19.0	9.5	0	0.0	0.0
PSI	184	50.0	48	26.1	13.0	2	1.1	0.5
Total	368	100.0	83	22.6	22.6	2	0.5	0.5

[1] percentage calculated with respect to total number of dihedral-angle restraints, [2] percentage calculated with respect to number of restraints in a particular dihedral-angle type, [3] violated in at least one model, [4] violated in all the models

10.1.1 Bar chart : Distribution of dihedral-angles and violations (i)

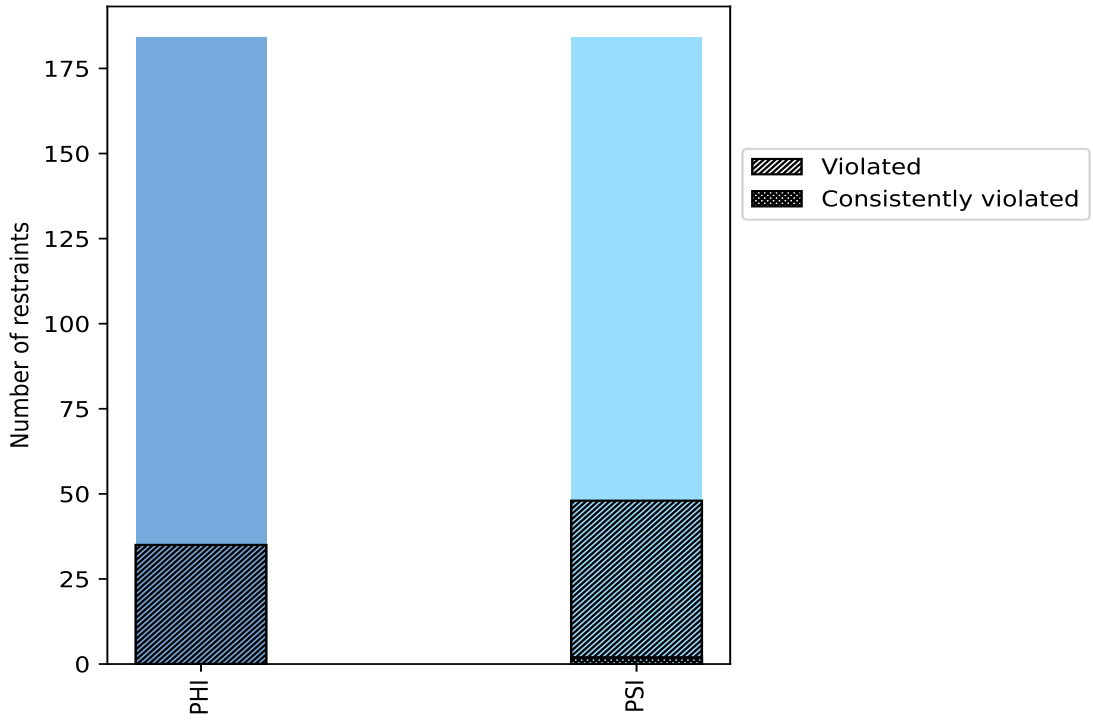

Violated and consistently violated restraints are shown using different hatch patterns in their respective categories

10.2 Dihedral-angle violation statistics for each model (i)

The following table provides the dihedral-angle violation statistics for each model in the ensemble. Violations less than 1° are not included in the statistics.

Model ID	Number of violations			Mean (°)	Max (°)	SD (°)	Median (°)
	PHI	PSI	Total				
1	9	12	21	2.03	4.8	0.96	1.6
2	8	22	30	2.25	8.1	1.49	1.75
3	9	13	22	1.93	5.0	0.92	1.65
4	7	13	20	2.22	4.6	0.98	1.8
5	5	11	16	2.13	5.1	1.11	1.75
6	11	12	23	1.98	4.4	0.85	1.7
7	4	13	17	2.04	4.0	0.76	1.9
8	12	15	27	2.04	6.2	1.11	1.5
9	7	9	16	2.13	4.8	0.92	1.9
10	9	13	22	1.86	4.6	0.91	1.75
11	9	16	25	2.33	4.8	0.95	1.9
12	11	12	23	2.36	5.5	1.02	2.1
13	6	19	25	2.02	4.6	0.79	2.0
14	8	12	20	2.27	6.6	1.26	1.9
15	7	14	21	2.04	4.2	0.9	1.8
16	4	14	18	2.27	6.1	1.12	1.95
17	2	16	18	2.27	4.7	0.94	2.0
18	10	9	19	2.25	3.6	0.87	2.2
19	9	15	24	2.03	4.7	1.04	1.6
20	5	15	20	2.27	4.7	1.2	1.8

10.2.1 Bar graph : Dihedral violation statistics for each model (i)

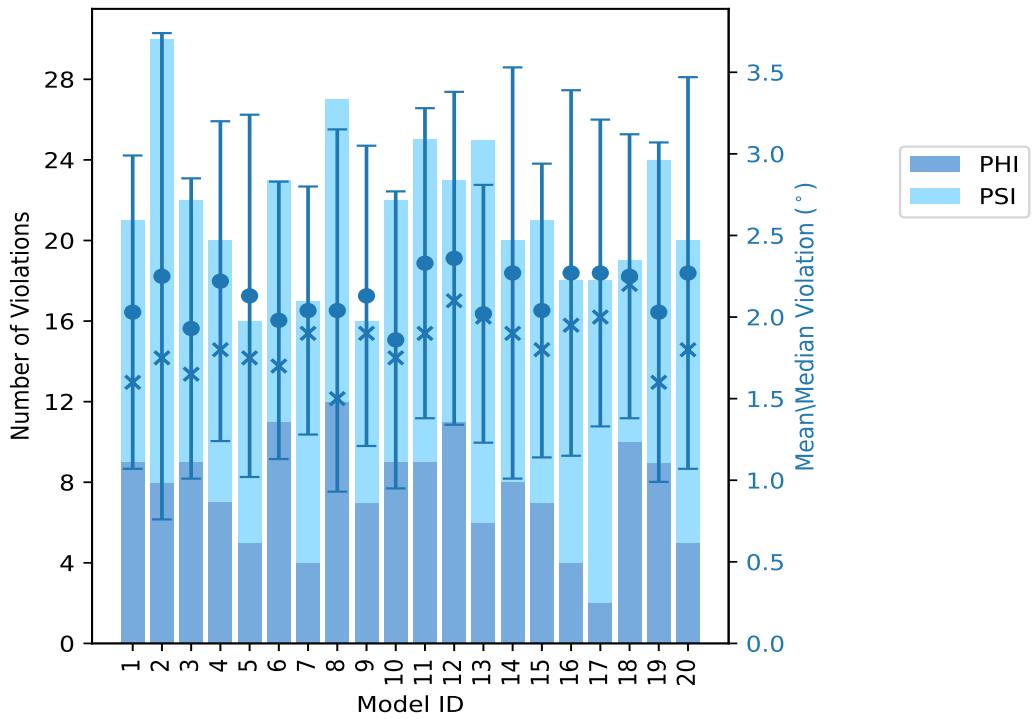

The mean(dot),median(x) and the standard deviation are shown in blue with respect to the y axis on the right

10.3 Dihedral-angle violation statistics for the ensemble (i)

Violation analysis may find that some restraints are violated in very few models and some are violated in most of models. The following table provides this information as number of violated restraints for a given fraction of ensemble.

Number of violated restraints			Fraction of the ensemble	
PHI	PSI	Total	Count[1]	%
16	11	27	1	5.0
2	6	8	2	10.0
2	4	6	3	15.0
2	4	6	4	20.0
2	3	5	5	25.0
0	4	4	6	30.0
1	4	5	7	35.0
0	1	1	8	40.0
5	3	8	9	45.0
2	0	2	10	50.0
1	3	4	11	55.0

Continued on next page...

Continued from previous page...

Number of violated restraints			Fraction of the ensemble	
PHI	PSI	Total	Count[1]	%
1	0	1	12	60.0
1	1	2	13	65.0
0	0	0	14	70.0
0	0	0	15	75.0
0	0	0	16	80.0
0	1	1	17	85.0
0	0	0	18	90.0
0	1	1	19	95.0
0	2	2	20	100.0

[1] Number of models with violations

10.3.1 Bar graph : Dihedral-angle Violation statistics for the ensemble (i)

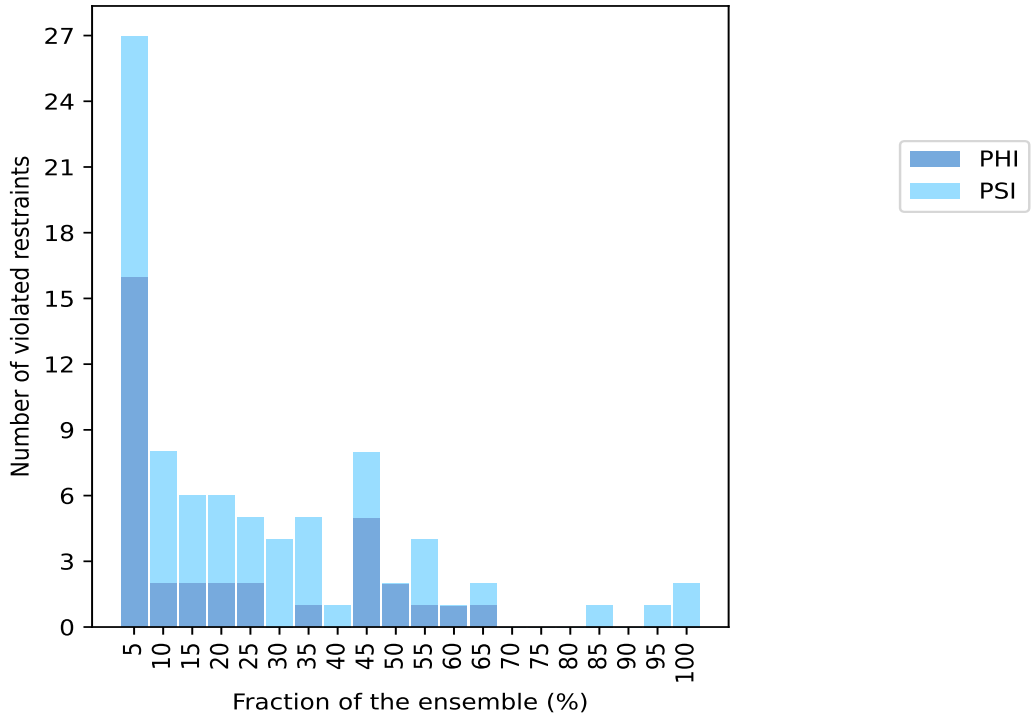

10.4 Most violated dihedral-angle restraints in the ensemble (i)

10.4.1 Histogram : Distribution of mean dihedral-angle violations (i)

The following histogram shows the distribution of the average value of the violation. The average is calculated for each restraint that is violated in more than one model over all the violated models

in the ensemble

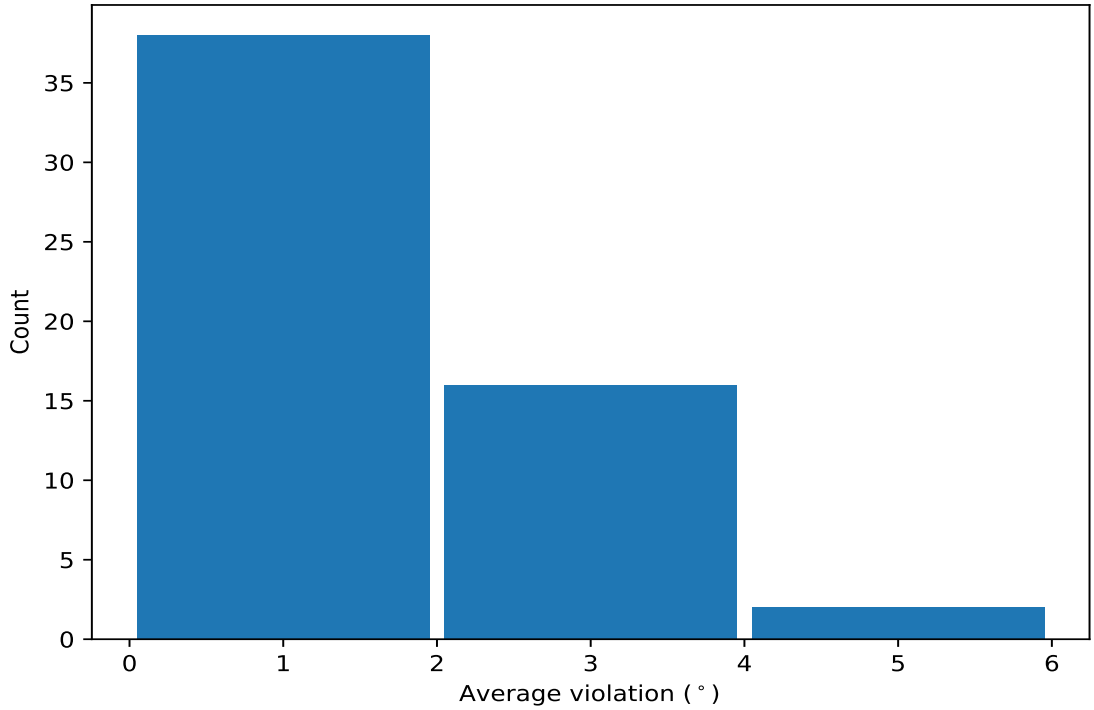

10.4.2 Table: Most violated dihedral-angle restraints (i)

The following table provides the mean and the standard deviation of the violation for each restraint sorted by number of violated models and the mean value. The Key (restraint list ID, restraint ID) is the unique identifier for a given restraint.

Key	Atom-1	Atom-2	Atom-3	Atom-4	Models[1]	Mean	SD[2]	Med
(1,232)	2:B:47:GLY:N	2:B:47:GLY:CA	2:B:47:GLY:C	2:B:48:LYS:N	20	3.88	0.93	3.9
(1,2)	2:A:4:PRO:N	2:A:4:PRO:CA	2:A:4:PRO:C	2:A:5:LEU:N	20	2.76	0.71	2.8
(1,160)	2:B:4:PRO:N	2:B:4:PRO:CA	2:B:4:PRO:C	2:B:5:LEU:N	19	2.29	0.64	2.2
(1,366)	1:C:1931:PRO:N	1:C:1931:PRO:CA	1:C:1931:PRO:C	1:C:1932:ARG:N	17	3.48	1.63	3.1
(1,24)	2:A:15:THR:N	2:A:15:THR:CA	2:A:15:THR:C	2:A:16:PHE:N	13	2.62	0.89	2.3
(1,135)	2:A:80:SER:C	2:A:81:CYS:N	2:A:81:CYS:CA	2:A:81:CYS:C	13	1.68	0.34	1.6
(1,79)	2:A:50:THR:C	2:A:51:ASP:N	2:A:51:ASP:CA	2:A:51:ASP:C	12	1.96	0.48	1.9
(1,72)	2:A:45:PHE:N	2:A:45:PHE:CA	2:A:45:PHE:C	2:A:46:LEU:N	11	2.92	1.39	2.6
(1,358)	1:C:1922:ARG:N	1:C:1922:ARG:CA	1:C:1922:ARG:C	1:C:1923:ARG:N	11	2.03	0.67	2.3
(1,270)	2:B:71:ASP:N	2:B:71:ASP:CA	2:B:71:ASP:C	2:B:72:PHE:N	11	1.64	0.53	1.4
(1,65)	2:A:40:ARG:C	2:A:41:GLU:N	2:A:41:GLU:CA	2:A:41:GLU:C	11	1.56	0.38	1.5
(1,109)	2:A:66:ARG:C	2:A:67:ASP:N	2:A:67:ASP:CA	2:A:67:ASP:C	10	1.57	0.44	1.4
(1,223)	2:B:40:ARG:C	2:B:41:GLU:N	2:B:41:GLU:CA	2:B:41:GLU:C	10	1.53	0.4	1.5
(1,359)	1:C:1923:ARG:C	1:C:1924:GLY:N	1:C:1924:GLY:CA	1:C:1924:GLY:C	9	2.67	1.19	2.8
(1,196)	2:B:27:PHE:N	2:B:27:PHE:CA	2:B:27:PHE:C	2:B:28:LYS:N	9	2.08	0.67	2.2
(1,253)	2:B:60:SER:C	2:B:61:ASN:N	2:B:61:ASN:CA	2:B:61:ASN:C	9	1.94	0.62	1.6
(1,19)	2:A:12:MET:C	2:A:13:VAL:N	2:A:13:VAL:CA	2:A:13:VAL:C	9	1.9	0.46	1.8
(1,177)	2:B:12:MET:C	2:B:13:VAL:N	2:B:13:VAL:CA	2:B:13:VAL:C	9	1.89	0.48	1.8
(1,333)	1:C:1909:ALA:C	1:C:1910:MET:N	1:C:1910:MET:CA	1:C:1910:MET:C	9	1.69	0.38	1.7
(1,40)	2:A:28:LYS:N	2:A:28:LYS:CA	2:A:28:LYS:C	2:A:29:LEU:N	9	1.6	0.27	1.5

Continued on next pag

Continued from previous page...

Key	Atom-1	Atom-2	Atom-3	Atom-4	Models[1]	Mean	SD[2]	Med
(1,136)	2:A:81:CYS:N	2:A:81:CYS:CA	2:A:81:CYS:C	2:A:82:ILE:N	9	1.44	0.22	1.5
(1,290)	2:B:81:CYS:N	2:B:81:CYS:CA	2:B:81:CYS:C	2:B:82:ILE:N	8	1.98	0.58	1.8
(1,312)	2:B:92:GLY:N	2:B:92:GLY:CA	2:B:92:GLY:C	2:B:93:PHE:N	7	2.46	1.16	2.4
(1,38)	2:A:27:PHE:N	2:A:27:PHE:CA	2:A:27:PHE:C	2:A:28:LYS:N	7	2.14	0.61	1.9
(1,158)	2:B:2:ALA:N	2:B:2:ALA:CA	2:B:2:ALA:C	2:B:3:CYS:N	7	1.83	0.62	1.7
(1,305)	2:B:88:GLU:C	2:B:89:PHE:N	2:B:89:PHE:CA	2:B:89:PHE:C	7	1.59	0.7	1.2
(1,198)	2:B:28:LYS:N	2:B:28:LYS:CA	2:B:28:LYS:C	2:B:29:LEU:N	7	1.59	0.24	1.6
(1,66)	2:A:41:GLU:N	2:A:41:GLU:CA	2:A:41:GLU:C	2:A:42:LEU:N	6	1.88	0.53	1.7
(1,224)	2:B:41:GLU:N	2:B:41:GLU:CA	2:B:41:GLU:C	2:B:42:LEU:N	6	1.77	0.63	1.5
(1,320)	1:C:1903:ALA:N	1:C:1903:ALA:CA	1:C:1903:ALA:C	1:C:1904:THR:N	6	1.7	0.27	1.7
(1,260)	2:B:65:ASN:N	2:B:65:ASN:CA	2:B:65:ASN:C	2:B:66:ARG:N	6	1.43	0.57	1.2
(1,156)	2:A:92:GLY:N	2:A:92:GLY:CA	2:A:92:GLY:C	2:A:93:PHE:N	5	2.98	0.59	3.0
(1,77)	2:A:49:ARG:C	2:A:50:THR:N	2:A:50:THR:CA	2:A:50:THR:C	5	2.6	1.15	2.6
(1,252)	2:B:60:SER:N	2:B:60:SER:CA	2:B:60:SER:C	2:B:61:ASN:N	5	1.88	0.49	1.8
(1,306)	2:B:89:PHE:N	2:B:89:PHE:CA	2:B:89:PHE:C	2:B:90:PHE:N	5	1.6	0.28	1.7
(1,73)	2:A:45:PHE:C	2:A:46:LEU:N	2:A:46:LEU:CA	2:A:46:LEU:C	5	1.5	0.38	1.3
(1,76)	2:A:47:GLY:N	2:A:47:GLY:CA	2:A:47:GLY:C	2:A:48:LYS:N	4	5.55	0.86	5.5
(1,152)	2:A:89:PHE:N	2:A:89:PHE:CA	2:A:89:PHE:C	2:A:90:PHE:N	4	2.35	0.75	2.3
(1,195)	2:B:26:LYS:C	2:B:27:PHE:N	2:B:27:PHE:CA	2:B:27:PHE:C	4	2.12	0.76	2.1
(1,300)	2:B:86:CYS:N	2:B:86:CYS:CA	2:B:86:CYS:C	2:B:87:ASN:N	4	1.7	0.39	1.8
(1,157)	2:B:1:MET:C	2:B:2:ALA:N	2:B:2:ALA:CA	2:B:2:ALA:C	4	1.62	0.49	1.4
(1,344)	1:C:1915:SER:N	1:C:1915:SER:CA	1:C:1915:SER:C	1:C:1916:SER:N	4	1.45	0.61	1.1
(1,368)	1:C:1934:MET:N	1:C:1934:MET:CA	1:C:1934:MET:C	1:C:1935:ALA:N	3	3.0	0.64	2.6
(1,234)	2:B:50:THR:N	2:B:50:THR:CA	2:B:50:THR:C	2:B:51:ASP:N	3	1.83	0.54	2.0
(1,37)	2:A:26:LYS:C	2:A:27:PHE:N	2:A:27:PHE:CA	2:A:27:PHE:C	3	1.77	0.49	1.7
(1,134)	2:A:80:SER:N	2:A:80:SER:CA	2:A:80:SER:C	2:A:81:CYS:N	3	1.77	0.42	1.9
(1,26)	2:A:16:PHE:N	2:A:16:PHE:CA	2:A:16:PHE:C	2:A:17:HIS:N	3	1.67	0.29	1.7
(1,357)	1:C:1921:LEU:C	1:C:1922:ARG:N	1:C:1922:ARG:CA	1:C:1922:ARG:C	3	1.37	0.12	1.4
(1,264)	2:B:67:ASP:N	2:B:67:ASP:CA	2:B:67:ASP:C	2:B:68:ASN:N	2	4.55	0.65	4.5
(1,146)	2:A:86:CYS:N	2:A:86:CYS:CA	2:A:86:CYS:C	2:A:87:ASN:N	2	1.75	0.65	1.7
(1,88)	2:A:55:PHE:N	2:A:55:PHE:CA	2:A:55:PHE:C	2:A:56:GLN:N	2	1.6	0.3	1.6
(1,189)	2:B:18:LYS:C	2:B:19:TYR:N	2:B:19:TYR:CA	2:B:19:TYR:C	2	1.45	0.05	1.4
(1,36)	2:A:25:ASP:N	2:A:25:ASP:CA	2:A:25:ASP:C	2:A:26:LYS:N	2	1.3	0.2	1.3
(1,256)	2:B:62:LEU:N	2:B:62:LEU:CA	2:B:62:LEU:C	2:B:63:ASP:N	2	1.25	0.15	1.2
(1,299)	2:B:85:MET:C	2:B:86:CYS:N	2:B:86:CYS:CA	2:B:86:CYS:C	2	1.2	0.1	1.2
(1,184)	2:B:16:PHE:N	2:B:16:PHE:CA	2:B:16:PHE:C	2:B:17:HIS:N	2	1.1	0.0	1.1

[1] Number of violated models, [2]Standard deviation, All angle values are in degree (°)

10.5 All violated dihedral-angle restraints (i)

10.5.1 Histogram : Distribution of violations (i)

The following histogram shows the distribution of the absolute value of the violation for all violated restraints in the ensemble.

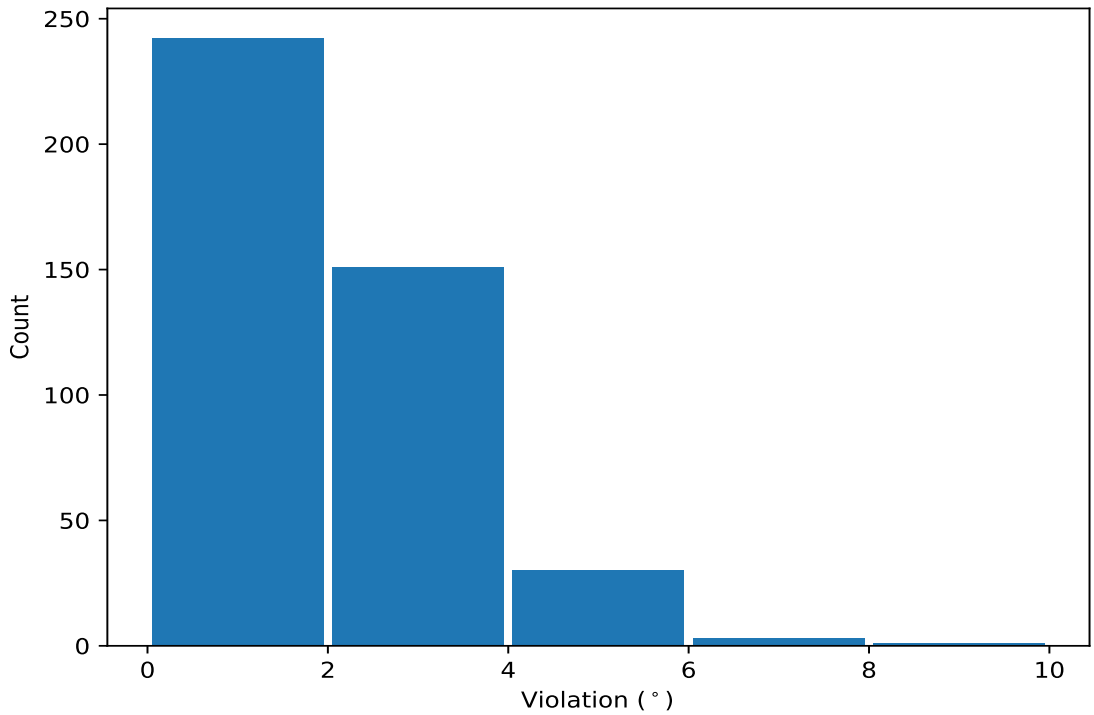

10.5.2 Table: All violated dihedral-angle restraints (i)

The following table lists the absolute value of the violation for each restraint in the ensemble sorted by its value. The Key (restraint list ID, restraint ID) is the unique identifier for a given restraint.

Key	Atom-1	Atom-2	Atom-3	Atom-4	Model ID	Violation (°)
(1,366)	1:C:1931:PRO:N	1:C:1931:PRO:CA	1:C:1931:PRO:C	1:C:1932:ARG:N	2	8.1
(1,76)	2:A:47:GLY:N	2:A:47:GLY:CA	2:A:47:GLY:C	2:A:48:LYS:N	14	6.6
(1,76)	2:A:47:GLY:N	2:A:47:GLY:CA	2:A:47:GLY:C	2:A:48:LYS:N	8	6.2
(1,232)	2:B:47:GLY:N	2:B:47:GLY:CA	2:B:47:GLY:C	2:B:48:LYS:N	16	6.1
(1,359)	1:C:1923:ARG:C	1:C:1924:GLY:N	1:C:1924:GLY:CA	1:C:1924:GLY:C	12	5.5
(1,264)	2:B:67:ASP:N	2:B:67:ASP:CA	2:B:67:ASP:C	2:B:68:ASN:N	2	5.2
(1,232)	2:B:47:GLY:N	2:B:47:GLY:CA	2:B:47:GLY:C	2:B:48:LYS:N	5	5.1
(1,72)	2:A:45:PHE:N	2:A:45:PHE:CA	2:A:45:PHE:C	2:A:46:LEU:N	3	5.0
(1,76)	2:A:47:GLY:N	2:A:47:GLY:CA	2:A:47:GLY:C	2:A:48:LYS:N	2	4.8
(1,366)	1:C:1931:PRO:N	1:C:1931:PRO:CA	1:C:1931:PRO:C	1:C:1932:ARG:N	11	4.8
(1,232)	2:B:47:GLY:N	2:B:47:GLY:CA	2:B:47:GLY:C	2:B:48:LYS:N	1	4.8
(1,232)	2:B:47:GLY:N	2:B:47:GLY:CA	2:B:47:GLY:C	2:B:48:LYS:N	9	4.8
(1,77)	2:A:49:ARG:C	2:A:50:THR:N	2:A:50:THR:CA	2:A:50:THR:C	20	4.7
(1,72)	2:A:45:PHE:N	2:A:45:PHE:CA	2:A:45:PHE:C	2:A:46:LEU:N	19	4.7
(1,366)	1:C:1931:PRO:N	1:C:1931:PRO:CA	1:C:1931:PRO:C	1:C:1932:ARG:N	17	4.7
(1,76)	2:A:47:GLY:N	2:A:47:GLY:CA	2:A:47:GLY:C	2:A:48:LYS:N	20	4.6
(1,366)	1:C:1931:PRO:N	1:C:1931:PRO:CA	1:C:1931:PRO:C	1:C:1932:ARG:N	4	4.6
(1,366)	1:C:1931:PRO:N	1:C:1931:PRO:CA	1:C:1931:PRO:C	1:C:1932:ARG:N	13	4.6
(1,366)	1:C:1931:PRO:N	1:C:1931:PRO:CA	1:C:1931:PRO:C	1:C:1932:ARG:N	19	4.6
(1,232)	2:B:47:GLY:N	2:B:47:GLY:CA	2:B:47:GLY:C	2:B:48:LYS:N	10	4.6
(1,2)	2:A:4:PRO:N	2:A:4:PRO:CA	2:A:4:PRO:C	2:A:5:LEU:N	11	4.5

Continued on next page...

Continued from previous page...

Key	Atom-1	Atom-2	Atom-3	Atom-4	Model ID	Violation (°)
(1,72)	2:A:45:PHE:N	2:A:45:PHE:CA	2:A:45:PHE:C	2:A:46:LEU:N	12	4.4
(1,232)	2:B:47:GLY:N	2:B:47:GLY:CA	2:B:47:GLY:C	2:B:48:LYS:N	6	4.4
(1,232)	2:B:47:GLY:N	2:B:47:GLY:CA	2:B:47:GLY:C	2:B:48:LYS:N	2	4.3
(1,72)	2:A:45:PHE:N	2:A:45:PHE:CA	2:A:45:PHE:C	2:A:46:LEU:N	5	4.2
(1,24)	2:A:15:THR:N	2:A:15:THR:CA	2:A:15:THR:C	2:A:16:PHE:N	15	4.2
(1,232)	2:B:47:GLY:N	2:B:47:GLY:CA	2:B:47:GLY:C	2:B:48:LYS:N	8	4.2
(1,312)	2:B:92:GLY:N	2:B:92:GLY:CA	2:B:92:GLY:C	2:B:93:PHE:N	20	4.1
(1,24)	2:A:15:THR:N	2:A:15:THR:CA	2:A:15:THR:C	2:A:16:PHE:N	10	4.1
(1,232)	2:B:47:GLY:N	2:B:47:GLY:CA	2:B:47:GLY:C	2:B:48:LYS:N	14	4.1
(1,312)	2:B:92:GLY:N	2:B:92:GLY:CA	2:B:92:GLY:C	2:B:93:PHE:N	17	4.0
(1,232)	2:B:47:GLY:N	2:B:47:GLY:CA	2:B:47:GLY:C	2:B:48:LYS:N	7	4.0
(1,160)	2:B:4:PRO:N	2:B:4:PRO:CA	2:B:4:PRO:C	2:B:5:LEU:N	11	4.0
(1,156)	2:A:92:GLY:N	2:A:92:GLY:CA	2:A:92:GLY:C	2:A:93:PHE:N	15	4.0
(1,368)	1:C:1934:MET:N	1:C:1934:MET:CA	1:C:1934:MET:C	1:C:1935:ALA:N	20	3.9
(1,264)	2:B:67:ASP:N	2:B:67:ASP:CA	2:B:67:ASP:C	2:B:68:ASN:N	4	3.9
(1,366)	1:C:1931:PRO:N	1:C:1931:PRO:CA	1:C:1931:PRO:C	1:C:1932:ARG:N	1	3.8
(1,24)	2:A:15:THR:N	2:A:15:THR:CA	2:A:15:THR:C	2:A:16:PHE:N	6	3.8
(1,232)	2:B:47:GLY:N	2:B:47:GLY:CA	2:B:47:GLY:C	2:B:48:LYS:N	12	3.8
(1,232)	2:B:47:GLY:N	2:B:47:GLY:CA	2:B:47:GLY:C	2:B:48:LYS:N	4	3.6
(1,232)	2:B:47:GLY:N	2:B:47:GLY:CA	2:B:47:GLY:C	2:B:48:LYS:N	19	3.6
(1,2)	2:A:4:PRO:N	2:A:4:PRO:CA	2:A:4:PRO:C	2:A:5:LEU:N	14	3.6
(1,2)	2:A:4:PRO:N	2:A:4:PRO:CA	2:A:4:PRO:C	2:A:5:LEU:N	18	3.6
(1,38)	2:A:27:PHE:N	2:A:27:PHE:CA	2:A:27:PHE:C	2:A:28:LYS:N	18	3.5
(1,366)	1:C:1931:PRO:N	1:C:1931:PRO:CA	1:C:1931:PRO:C	1:C:1932:ARG:N	8	3.5
(1,232)	2:B:47:GLY:N	2:B:47:GLY:CA	2:B:47:GLY:C	2:B:48:LYS:N	3	3.5
(1,290)	2:B:81:CYS:N	2:B:81:CYS:CA	2:B:81:CYS:C	2:B:82:ILE:N	20	3.4
(1,196)	2:B:27:PHE:N	2:B:27:PHE:CA	2:B:27:PHE:C	2:B:28:LYS:N	18	3.4
(1,152)	2:A:89:PHE:N	2:A:89:PHE:CA	2:A:89:PHE:C	2:A:90:PHE:N	12	3.4
(1,72)	2:A:45:PHE:N	2:A:45:PHE:CA	2:A:45:PHE:C	2:A:46:LEU:N	15	3.3
(1,361)	1:C:1928:PHE:C	1:C:1929:VAL:N	1:C:1929:VAL:CA	1:C:1929:VAL:C	5	3.3
(1,2)	2:A:4:PRO:N	2:A:4:PRO:CA	2:A:4:PRO:C	2:A:5:LEU:N	4	3.3
(1,359)	1:C:1923:ARG:C	1:C:1924:GLY:N	1:C:1924:GLY:CA	1:C:1924:GLY:C	16	3.2
(1,232)	2:B:47:GLY:N	2:B:47:GLY:CA	2:B:47:GLY:C	2:B:48:LYS:N	13	3.2
(1,2)	2:A:4:PRO:N	2:A:4:PRO:CA	2:A:4:PRO:C	2:A:5:LEU:N	1	3.2
(1,2)	2:A:4:PRO:N	2:A:4:PRO:CA	2:A:4:PRO:C	2:A:5:LEU:N	16	3.2
(1,195)	2:B:26:LYS:C	2:B:27:PHE:N	2:B:27:PHE:CA	2:B:27:PHE:C	11	3.2
(1,160)	2:B:4:PRO:N	2:B:4:PRO:CA	2:B:4:PRO:C	2:B:5:LEU:N	18	3.2
(1,366)	1:C:1931:PRO:N	1:C:1931:PRO:CA	1:C:1931:PRO:C	1:C:1932:ARG:N	7	3.1
(1,359)	1:C:1923:ARG:C	1:C:1924:GLY:N	1:C:1924:GLY:CA	1:C:1924:GLY:C	19	3.1
(1,305)	2:B:88:GLU:C	2:B:89:PHE:N	2:B:89:PHE:CA	2:B:89:PHE:C	9	3.1
(1,24)	2:A:15:THR:N	2:A:15:THR:CA	2:A:15:THR:C	2:A:16:PHE:N	17	3.1
(1,232)	2:B:47:GLY:N	2:B:47:GLY:CA	2:B:47:GLY:C	2:B:48:LYS:N	18	3.1
(1,366)	1:C:1931:PRO:N	1:C:1931:PRO:CA	1:C:1931:PRO:C	1:C:1932:ARG:N	16	3.0
(1,253)	2:B:60:SER:C	2:B:61:ASN:N	2:B:61:ASN:CA	2:B:61:ASN:C	3	3.0
(1,224)	2:B:41:GLU:N	2:B:41:GLU:CA	2:B:41:GLU:C	2:B:42:LEU:N	8	3.0
(1,2)	2:A:4:PRO:N	2:A:4:PRO:CA	2:A:4:PRO:C	2:A:5:LEU:N	9	3.0
(1,19)	2:A:12:MET:C	2:A:13:VAL:N	2:A:13:VAL:CA	2:A:13:VAL:C	18	3.0
(1,177)	2:B:12:MET:C	2:B:13:VAL:N	2:B:13:VAL:CA	2:B:13:VAL:C	18	3.0
(1,158)	2:B:2:ALA:N	2:B:2:ALA:CA	2:B:2:ALA:C	2:B:3:CYS:N	6	3.0
(1,156)	2:A:92:GLY:N	2:A:92:GLY:CA	2:A:92:GLY:C	2:A:93:PHE:N	4	3.0
(1,156)	2:A:92:GLY:N	2:A:92:GLY:CA	2:A:92:GLY:C	2:A:93:PHE:N	7	3.0

Continued on next page...

Continued from previous page...

Key	Atom-1	Atom-2	Atom-3	Atom-4	Model ID	Violation (°)
(1,66)	2:A:41:GLU:N	2:A:41:GLU:CA	2:A:41:GLU:C	2:A:42:LEU:N	8	2.9
(1,2)	2:A:4:PRO:N	2:A:4:PRO:CA	2:A:4:PRO:C	2:A:5:LEU:N	3	2.9
(1,2)	2:A:4:PRO:N	2:A:4:PRO:CA	2:A:4:PRO:C	2:A:5:LEU:N	6	2.9
(1,2)	2:A:4:PRO:N	2:A:4:PRO:CA	2:A:4:PRO:C	2:A:5:LEU:N	17	2.9
(1,160)	2:B:4:PRO:N	2:B:4:PRO:CA	2:B:4:PRO:C	2:B:5:LEU:N	4	2.9
(1,366)	1:C:1931:PRO:N	1:C:1931:PRO:CA	1:C:1931:PRO:C	1:C:1932:ARG:N	9	2.8
(1,359)	1:C:1923:ARG:C	1:C:1924:GLY:N	1:C:1924:GLY:CA	1:C:1924:GLY:C	11	2.8
(1,359)	1:C:1923:ARG:C	1:C:1924:GLY:N	1:C:1924:GLY:CA	1:C:1924:GLY:C	14	2.8
(1,358)	1:C:1922:ARG:N	1:C:1922:ARG:CA	1:C:1922:ARG:C	1:C:1923:ARG:N	1	2.8
(1,358)	1:C:1922:ARG:N	1:C:1922:ARG:CA	1:C:1922:ARG:C	1:C:1923:ARG:N	4	2.8
(1,312)	2:B:92:GLY:N	2:B:92:GLY:CA	2:B:92:GLY:C	2:B:93:PHE:N	13	2.8
(1,270)	2:B:71:ASP:N	2:B:71:ASP:CA	2:B:71:ASP:C	2:B:72:PHE:N	13	2.8
(1,253)	2:B:60:SER:C	2:B:61:ASN:N	2:B:61:ASN:CA	2:B:61:ASN:C	1	2.8
(1,24)	2:A:15:THR:N	2:A:15:THR:CA	2:A:15:THR:C	2:A:16:PHE:N	2	2.8
(1,232)	2:B:47:GLY:N	2:B:47:GLY:CA	2:B:47:GLY:C	2:B:48:LYS:N	11	2.8
(1,232)	2:B:47:GLY:N	2:B:47:GLY:CA	2:B:47:GLY:C	2:B:48:LYS:N	17	2.8
(1,232)	2:B:47:GLY:N	2:B:47:GLY:CA	2:B:47:GLY:C	2:B:48:LYS:N	20	2.8
(1,2)	2:A:4:PRO:N	2:A:4:PRO:CA	2:A:4:PRO:C	2:A:5:LEU:N	12	2.8
(1,2)	2:A:4:PRO:N	2:A:4:PRO:CA	2:A:4:PRO:C	2:A:5:LEU:N	15	2.8
(1,160)	2:B:4:PRO:N	2:B:4:PRO:CA	2:B:4:PRO:C	2:B:5:LEU:N	16	2.8
(1,79)	2:A:50:THR:C	2:A:51:ASP:N	2:A:51:ASP:CA	2:A:51:ASP:C	20	2.7
(1,358)	1:C:1922:ARG:N	1:C:1922:ARG:CA	1:C:1922:ARG:C	1:C:1923:ARG:N	19	2.7
(1,260)	2:B:65:ASN:N	2:B:65:ASN:CA	2:B:65:ASN:C	2:B:66:ARG:N	11	2.7
(1,196)	2:B:27:PHE:N	2:B:27:PHE:CA	2:B:27:PHE:C	2:B:28:LYS:N	13	2.7
(1,160)	2:B:4:PRO:N	2:B:4:PRO:CA	2:B:4:PRO:C	2:B:5:LEU:N	14	2.7
(1,156)	2:A:92:GLY:N	2:A:92:GLY:CA	2:A:92:GLY:C	2:A:93:PHE:N	11	2.7
(1,79)	2:A:50:THR:C	2:A:51:ASP:N	2:A:51:ASP:CA	2:A:51:ASP:C	19	2.6
(1,77)	2:A:49:ARG:C	2:A:50:THR:N	2:A:50:THR:CA	2:A:50:THR:C	2	2.6
(1,77)	2:A:49:ARG:C	2:A:50:THR:N	2:A:50:THR:CA	2:A:50:THR:C	15	2.6
(1,72)	2:A:45:PHE:N	2:A:45:PHE:CA	2:A:45:PHE:C	2:A:46:LEU:N	10	2.6
(1,368)	1:C:1934:MET:N	1:C:1934:MET:CA	1:C:1934:MET:C	1:C:1935:ALA:N	2	2.6
(1,358)	1:C:1922:ARG:N	1:C:1922:ARG:CA	1:C:1922:ARG:C	1:C:1923:ARG:N	8	2.6
(1,252)	2:B:60:SER:N	2:B:60:SER:CA	2:B:60:SER:C	2:B:61:ASN:N	5	2.6
(1,24)	2:A:15:THR:N	2:A:15:THR:CA	2:A:15:THR:C	2:A:16:PHE:N	14	2.6
(1,160)	2:B:4:PRO:N	2:B:4:PRO:CA	2:B:4:PRO:C	2:B:5:LEU:N	1	2.6
(1,79)	2:A:50:THR:C	2:A:51:ASP:N	2:A:51:ASP:CA	2:A:51:ASP:C	6	2.5
(1,65)	2:A:40:ARG:C	2:A:41:GLU:N	2:A:41:GLU:CA	2:A:41:GLU:C	18	2.5
(1,368)	1:C:1934:MET:N	1:C:1934:MET:CA	1:C:1934:MET:C	1:C:1935:ALA:N	11	2.5
(1,366)	1:C:1931:PRO:N	1:C:1931:PRO:CA	1:C:1931:PRO:C	1:C:1932:ARG:N	6	2.5
(1,358)	1:C:1922:ARG:N	1:C:1922:ARG:CA	1:C:1922:ARG:C	1:C:1923:ARG:N	16	2.5
(1,344)	1:C:1915:SER:N	1:C:1915:SER:CA	1:C:1915:SER:C	1:C:1916:SER:N	9	2.5
(1,253)	2:B:60:SER:C	2:B:61:ASN:N	2:B:61:ASN:CA	2:B:61:ASN:C	11	2.5
(1,2)	2:A:4:PRO:N	2:A:4:PRO:CA	2:A:4:PRO:C	2:A:5:LEU:N	7	2.5
(1,2)	2:A:4:PRO:N	2:A:4:PRO:CA	2:A:4:PRO:C	2:A:5:LEU:N	19	2.5
(1,158)	2:B:2:ALA:N	2:B:2:ALA:CA	2:B:2:ALA:C	2:B:3:CYS:N	15	2.5
(1,152)	2:A:89:PHE:N	2:A:89:PHE:CA	2:A:89:PHE:C	2:A:90:PHE:N	17	2.5
(1,37)	2:A:26:LYS:C	2:A:27:PHE:N	2:A:27:PHE:CA	2:A:27:PHE:C	11	2.4
(1,366)	1:C:1931:PRO:N	1:C:1931:PRO:CA	1:C:1931:PRO:C	1:C:1932:ARG:N	12	2.4
(1,333)	1:C:1909:ALA:C	1:C:1910:MET:N	1:C:1910:MET:CA	1:C:1910:MET:C	12	2.4
(1,312)	2:B:92:GLY:N	2:B:92:GLY:CA	2:B:92:GLY:C	2:B:93:PHE:N	7	2.4
(1,234)	2:B:50:THR:N	2:B:50:THR:CA	2:B:50:THR:C	2:B:51:ASP:N	8	2.4

Continued on next page...

Continued from previous page...

Key	Atom-1	Atom-2	Atom-3	Atom-4	Model ID	Violation (°)
(1,223)	2:B:40:ARG:C	2:B:41:GLU:N	2:B:41:GLU:CA	2:B:41:GLU:C	18	2.4
(1,196)	2:B:27:PHE:N	2:B:27:PHE:CA	2:B:27:PHE:C	2:B:28:LYS:N	12	2.4
(1,160)	2:B:4:PRO:N	2:B:4:PRO:CA	2:B:4:PRO:C	2:B:5:LEU:N	17	2.4
(1,157)	2:B:1:MET:C	2:B:2:ALA:N	2:B:2:ALA:CA	2:B:2:ALA:C	12	2.4
(1,146)	2:A:86:CYS:N	2:A:86:CYS:CA	2:A:86:CYS:C	2:A:87:ASN:N	17	2.4
(1,109)	2:A:66:ARG:C	2:A:67:ASP:N	2:A:67:ASP:CA	2:A:67:ASP:C	1	2.4
(1,79)	2:A:50:THR:C	2:A:51:ASP:N	2:A:51:ASP:CA	2:A:51:ASP:C	2	2.3
(1,38)	2:A:27:PHE:N	2:A:27:PHE:CA	2:A:27:PHE:C	2:A:28:LYS:N	12	2.3
(1,358)	1:C:1922:ARG:N	1:C:1922:ARG:CA	1:C:1922:ARG:C	1:C:1923:ARG:N	11	2.3
(1,24)	2:A:15:THR:N	2:A:15:THR:CA	2:A:15:THR:C	2:A:16:PHE:N	19	2.3
(1,2)	2:A:4:PRO:N	2:A:4:PRO:CA	2:A:4:PRO:C	2:A:5:LEU:N	10	2.3
(1,2)	2:A:4:PRO:N	2:A:4:PRO:CA	2:A:4:PRO:C	2:A:5:LEU:N	13	2.3
(1,195)	2:B:26:LYS:C	2:B:27:PHE:N	2:B:27:PHE:CA	2:B:27:PHE:C	13	2.3
(1,160)	2:B:4:PRO:N	2:B:4:PRO:CA	2:B:4:PRO:C	2:B:5:LEU:N	6	2.3
(1,160)	2:B:4:PRO:N	2:B:4:PRO:CA	2:B:4:PRO:C	2:B:5:LEU:N	15	2.3
(1,135)	2:A:80:SER:C	2:A:81:CYS:N	2:A:81:CYS:CA	2:A:81:CYS:C	13	2.3
(1,66)	2:A:41:GLU:N	2:A:41:GLU:CA	2:A:41:GLU:C	2:A:42:LEU:N	13	2.2
(1,38)	2:A:27:PHE:N	2:A:27:PHE:CA	2:A:27:PHE:C	2:A:28:LYS:N	2	2.2
(1,270)	2:B:71:ASP:N	2:B:71:ASP:CA	2:B:71:ASP:C	2:B:72:PHE:N	10	2.2
(1,245)	2:B:56:GLN:C	2:B:57:LYS:N	2:B:57:LYS:CA	2:B:57:LYS:C	18	2.2
(1,24)	2:A:15:THR:N	2:A:15:THR:CA	2:A:15:THR:C	2:A:16:PHE:N	5	2.2
(1,196)	2:B:27:PHE:N	2:B:27:PHE:CA	2:B:27:PHE:C	2:B:28:LYS:N	2	2.2
(1,196)	2:B:27:PHE:N	2:B:27:PHE:CA	2:B:27:PHE:C	2:B:28:LYS:N	10	2.2
(1,19)	2:A:12:MET:C	2:A:13:VAL:N	2:A:13:VAL:CA	2:A:13:VAL:C	12	2.2
(1,177)	2:B:12:MET:C	2:B:13:VAL:N	2:B:13:VAL:CA	2:B:13:VAL:C	14	2.2
(1,160)	2:B:4:PRO:N	2:B:4:PRO:CA	2:B:4:PRO:C	2:B:5:LEU:N	3	2.2
(1,160)	2:B:4:PRO:N	2:B:4:PRO:CA	2:B:4:PRO:C	2:B:5:LEU:N	9	2.2
(1,156)	2:A:92:GLY:N	2:A:92:GLY:CA	2:A:92:GLY:C	2:A:93:PHE:N	2	2.2
(1,152)	2:A:89:PHE:N	2:A:89:PHE:CA	2:A:89:PHE:C	2:A:90:PHE:N	13	2.2
(1,134)	2:A:80:SER:N	2:A:80:SER:CA	2:A:80:SER:C	2:A:81:CYS:N	14	2.2
(1,79)	2:A:50:THR:C	2:A:51:ASP:N	2:A:51:ASP:CA	2:A:51:ASP:C	12	2.1
(1,73)	2:A:45:PHE:C	2:A:46:LEU:N	2:A:46:LEU:CA	2:A:46:LEU:C	9	2.1
(1,72)	2:A:45:PHE:N	2:A:45:PHE:CA	2:A:45:PHE:C	2:A:46:LEU:N	16	2.1
(1,353)	1:C:1919:ASN:C	1:C:1920:LYS:N	1:C:1920:LYS:CA	1:C:1920:LYS:C	8	2.1
(1,305)	2:B:88:GLU:C	2:B:89:PHE:N	2:B:89:PHE:CA	2:B:89:PHE:C	7	2.1
(1,300)	2:B:86:CYS:N	2:B:86:CYS:CA	2:B:86:CYS:C	2:B:87:ASN:N	6	2.1
(1,290)	2:B:81:CYS:N	2:B:81:CYS:CA	2:B:81:CYS:C	2:B:82:ILE:N	7	2.1
(1,270)	2:B:71:ASP:N	2:B:71:ASP:CA	2:B:71:ASP:C	2:B:72:PHE:N	3	2.1
(1,252)	2:B:60:SER:N	2:B:60:SER:CA	2:B:60:SER:C	2:B:61:ASN:N	20	2.1
(1,232)	2:B:47:GLY:N	2:B:47:GLY:CA	2:B:47:GLY:C	2:B:48:LYS:N	15	2.1
(1,224)	2:B:41:GLU:N	2:B:41:GLU:CA	2:B:41:GLU:C	2:B:42:LEU:N	13	2.1
(1,19)	2:A:12:MET:C	2:A:13:VAL:N	2:A:13:VAL:CA	2:A:13:VAL:C	14	2.1
(1,177)	2:B:12:MET:C	2:B:13:VAL:N	2:B:13:VAL:CA	2:B:13:VAL:C	12	2.1
(1,135)	2:A:80:SER:C	2:A:81:CYS:N	2:A:81:CYS:CA	2:A:81:CYS:C	12	2.1
(1,79)	2:A:50:THR:C	2:A:51:ASP:N	2:A:51:ASP:CA	2:A:51:ASP:C	13	2.0
(1,40)	2:A:28:LYS:N	2:A:28:LYS:CA	2:A:28:LYS:C	2:A:29:LEU:N	3	2.0
(1,40)	2:A:28:LYS:N	2:A:28:LYS:CA	2:A:28:LYS:C	2:A:29:LEU:N	20	2.0
(1,333)	1:C:1909:ALA:C	1:C:1910:MET:N	1:C:1910:MET:CA	1:C:1910:MET:C	19	2.0
(1,320)	1:C:1903:ALA:N	1:C:1903:ALA:CA	1:C:1903:ALA:C	1:C:1904:THR:N	7	2.0
(1,300)	2:B:86:CYS:N	2:B:86:CYS:CA	2:B:86:CYS:C	2:B:87:ASN:N	17	2.0
(1,290)	2:B:81:CYS:N	2:B:81:CYS:CA	2:B:81:CYS:C	2:B:82:ILE:N	16	2.0

Continued on next page...

Continued from previous page...

Key	Atom-1	Atom-2	Atom-3	Atom-4	Model ID	Violation (°)
(1,26)	2:A:16:PHE:N	2:A:16:PHE:CA	2:A:16:PHE:C	2:A:17:HIS:N	17	2.0
(1,234)	2:B:50:THR:N	2:B:50:THR:CA	2:B:50:THR:C	2:B:51:ASP:N	20	2.0
(1,2)	2:A:4:PRO:N	2:A:4:PRO:CA	2:A:4:PRO:C	2:A:5:LEU:N	8	2.0
(1,198)	2:B:28:LYS:N	2:B:28:LYS:CA	2:B:28:LYS:C	2:B:29:LEU:N	6	2.0
(1,160)	2:B:4:PRO:N	2:B:4:PRO:CA	2:B:4:PRO:C	2:B:5:LEU:N	10	2.0
(1,160)	2:B:4:PRO:N	2:B:4:PRO:CA	2:B:4:PRO:C	2:B:5:LEU:N	12	2.0
(1,160)	2:B:4:PRO:N	2:B:4:PRO:CA	2:B:4:PRO:C	2:B:5:LEU:N	13	2.0
(1,135)	2:A:80:SER:C	2:A:81:CYS:N	2:A:81:CYS:CA	2:A:81:CYS:C	8	2.0
(1,135)	2:A:80:SER:C	2:A:81:CYS:N	2:A:81:CYS:CA	2:A:81:CYS:C	9	2.0
(1,109)	2:A:66:ARG:C	2:A:67:ASP:N	2:A:67:ASP:CA	2:A:67:ASP:C	16	2.0
(1,109)	2:A:66:ARG:C	2:A:67:ASP:N	2:A:67:ASP:CA	2:A:67:ASP:C	17	2.0
(1,88)	2:A:55:PHE:N	2:A:55:PHE:CA	2:A:55:PHE:C	2:A:56:GLN:N	2	1.9
(1,79)	2:A:50:THR:C	2:A:51:ASP:N	2:A:51:ASP:CA	2:A:51:ASP:C	15	1.9
(1,40)	2:A:28:LYS:N	2:A:28:LYS:CA	2:A:28:LYS:C	2:A:29:LEU:N	6	1.9
(1,38)	2:A:27:PHE:N	2:A:27:PHE:CA	2:A:27:PHE:C	2:A:28:LYS:N	10	1.9
(1,38)	2:A:27:PHE:N	2:A:27:PHE:CA	2:A:27:PHE:C	2:A:28:LYS:N	13	1.9
(1,366)	1:C:1931:PRO:N	1:C:1931:PRO:CA	1:C:1931:PRO:C	1:C:1932:ARG:N	10	1.9
(1,333)	1:C:1909:ALA:C	1:C:1910:MET:N	1:C:1910:MET:CA	1:C:1910:MET:C	14	1.9
(1,320)	1:C:1903:ALA:N	1:C:1903:ALA:CA	1:C:1903:ALA:C	1:C:1904:THR:N	11	1.9
(1,320)	1:C:1903:ALA:N	1:C:1903:ALA:CA	1:C:1903:ALA:C	1:C:1904:THR:N	16	1.9
(1,306)	2:B:89:PHE:N	2:B:89:PHE:CA	2:B:89:PHE:C	2:B:90:PHE:N	14	1.9
(1,290)	2:B:81:CYS:N	2:B:81:CYS:CA	2:B:81:CYS:C	2:B:82:ILE:N	15	1.9
(1,253)	2:B:60:SER:C	2:B:61:ASN:N	2:B:61:ASN:CA	2:B:61:ASN:C	7	1.9
(1,24)	2:A:15:THR:N	2:A:15:THR:CA	2:A:15:THR:C	2:A:16:PHE:N	4	1.9
(1,24)	2:A:15:THR:N	2:A:15:THR:CA	2:A:15:THR:C	2:A:16:PHE:N	8	1.9
(1,24)	2:A:15:THR:N	2:A:15:THR:CA	2:A:15:THR:C	2:A:16:PHE:N	16	1.9
(1,223)	2:B:40:ARG:C	2:B:41:GLU:N	2:B:41:GLU:CA	2:B:41:GLU:C	2	1.9
(1,2)	2:A:4:PRO:N	2:A:4:PRO:CA	2:A:4:PRO:C	2:A:5:LEU:N	5	1.9
(1,195)	2:B:26:LYS:C	2:B:27:PHE:N	2:B:27:PHE:CA	2:B:27:PHE:C	5	1.9
(1,186)	2:B:17:HIS:N	2:B:17:HIS:CA	2:B:17:HIS:C	2:B:18:LYS:N	3	1.9
(1,177)	2:B:12:MET:C	2:B:13:VAL:N	2:B:13:VAL:CA	2:B:13:VAL:C	8	1.9
(1,160)	2:B:4:PRO:N	2:B:4:PRO:CA	2:B:4:PRO:C	2:B:5:LEU:N	19	1.9
(1,134)	2:A:80:SER:N	2:A:80:SER:CA	2:A:80:SER:C	2:A:81:CYS:N	1	1.9
(1,109)	2:A:66:ARG:C	2:A:67:ASP:N	2:A:67:ASP:CA	2:A:67:ASP:C	7	1.9
(1,79)	2:A:50:THR:C	2:A:51:ASP:N	2:A:51:ASP:CA	2:A:51:ASP:C	10	1.8
(1,73)	2:A:45:PHE:C	2:A:46:LEU:N	2:A:46:LEU:CA	2:A:46:LEU:C	18	1.8
(1,72)	2:A:45:PHE:N	2:A:45:PHE:CA	2:A:45:PHE:C	2:A:46:LEU:N	11	1.8
(1,66)	2:A:41:GLU:N	2:A:41:GLU:CA	2:A:41:GLU:C	2:A:42:LEU:N	16	1.8
(1,65)	2:A:40:ARG:C	2:A:41:GLU:N	2:A:41:GLU:CA	2:A:41:GLU:C	2	1.8
(1,65)	2:A:40:ARG:C	2:A:41:GLU:N	2:A:41:GLU:CA	2:A:41:GLU:C	4	1.8
(1,65)	2:A:40:ARG:C	2:A:41:GLU:N	2:A:41:GLU:CA	2:A:41:GLU:C	11	1.8
(1,366)	1:C:1931:PRO:N	1:C:1931:PRO:CA	1:C:1931:PRO:C	1:C:1932:ARG:N	14	1.8
(1,359)	1:C:1923:ARG:C	1:C:1924:GLY:N	1:C:1924:GLY:CA	1:C:1924:GLY:C	3	1.8
(1,359)	1:C:1923:ARG:C	1:C:1924:GLY:N	1:C:1924:GLY:CA	1:C:1924:GLY:C	15	1.8
(1,333)	1:C:1909:ALA:C	1:C:1910:MET:N	1:C:1910:MET:CA	1:C:1910:MET:C	9	1.8
(1,306)	2:B:89:PHE:N	2:B:89:PHE:CA	2:B:89:PHE:C	2:B:90:PHE:N	18	1.8
(1,290)	2:B:81:CYS:N	2:B:81:CYS:CA	2:B:81:CYS:C	2:B:82:ILE:N	11	1.8
(1,270)	2:B:71:ASP:N	2:B:71:ASP:CA	2:B:71:ASP:C	2:B:72:PHE:N	5	1.8
(1,270)	2:B:71:ASP:N	2:B:71:ASP:CA	2:B:71:ASP:C	2:B:72:PHE:N	19	1.8
(1,252)	2:B:60:SER:N	2:B:60:SER:CA	2:B:60:SER:C	2:B:61:ASN:N	13	1.8
(1,252)	2:B:60:SER:N	2:B:60:SER:CA	2:B:60:SER:C	2:B:61:ASN:N	17	1.8

Continued on next page...

Continued from previous page...

Key	Atom-1	Atom-2	Atom-3	Atom-4	Model ID	Violation (°)
(1,223)	2:B:40:ARG:C	2:B:41:GLU:N	2:B:41:GLU:CA	2:B:41:GLU:C	4	1.8
(1,2)	2:A:4:PRO:N	2:A:4:PRO:CA	2:A:4:PRO:C	2:A:5:LEU:N	2	1.8
(1,194)	2:B:25:ASP:N	2:B:25:ASP:CA	2:B:25:ASP:C	2:B:26:LYS:N	11	1.8
(1,19)	2:A:12:MET:C	2:A:13:VAL:N	2:A:13:VAL:CA	2:A:13:VAL:C	4	1.8
(1,19)	2:A:12:MET:C	2:A:13:VAL:N	2:A:13:VAL:CA	2:A:13:VAL:C	15	1.8
(1,177)	2:B:12:MET:C	2:B:13:VAL:N	2:B:13:VAL:CA	2:B:13:VAL:C	15	1.8
(1,160)	2:B:4:PRO:N	2:B:4:PRO:CA	2:B:4:PRO:C	2:B:5:LEU:N	7	1.8
(1,136)	2:A:81:CYS:N	2:A:81:CYS:CA	2:A:81:CYS:C	2:A:82:ILE:N	10	1.8
(1,135)	2:A:80:SER:C	2:A:81:CYS:N	2:A:81:CYS:CA	2:A:81:CYS:C	3	1.8
(1,77)	2:A:49:ARG:C	2:A:50:THR:N	2:A:50:THR:CA	2:A:50:THR:C	18	1.7
(1,74)	2:A:46:LEU:N	2:A:46:LEU:CA	2:A:46:LEU:C	2:A:47:GLY:N	14	1.7
(1,37)	2:A:26:LYS:C	2:A:27:PHE:N	2:A:27:PHE:CA	2:A:27:PHE:C	13	1.7
(1,366)	1:C:1931:PRO:N	1:C:1931:PRO:CA	1:C:1931:PRO:C	1:C:1932:ARG:N	5	1.7
(1,333)	1:C:1909:ALA:C	1:C:1910:MET:N	1:C:1910:MET:CA	1:C:1910:MET:C	1	1.7
(1,333)	1:C:1909:ALA:C	1:C:1910:MET:N	1:C:1910:MET:CA	1:C:1910:MET:C	6	1.7
(1,317)	1:C:1901:GLU:C	1:C:1902:ASP:N	1:C:1902:ASP:CA	1:C:1902:ASP:C	12	1.7
(1,312)	2:B:92:GLY:N	2:B:92:GLY:CA	2:B:92:GLY:C	2:B:93:PHE:N	3	1.7
(1,306)	2:B:89:PHE:N	2:B:89:PHE:CA	2:B:89:PHE:C	2:B:90:PHE:N	12	1.7
(1,26)	2:A:16:PHE:N	2:A:16:PHE:CA	2:A:16:PHE:C	2:A:17:HIS:N	10	1.7
(1,198)	2:B:28:LYS:N	2:B:28:LYS:CA	2:B:28:LYS:C	2:B:29:LEU:N	2	1.7
(1,198)	2:B:28:LYS:N	2:B:28:LYS:CA	2:B:28:LYS:C	2:B:29:LEU:N	13	1.7
(1,196)	2:B:27:PHE:N	2:B:27:PHE:CA	2:B:27:PHE:C	2:B:28:LYS:N	7	1.7
(1,19)	2:A:12:MET:C	2:A:13:VAL:N	2:A:13:VAL:CA	2:A:13:VAL:C	8	1.7
(1,19)	2:A:12:MET:C	2:A:13:VAL:N	2:A:13:VAL:CA	2:A:13:VAL:C	11	1.7
(1,177)	2:B:12:MET:C	2:B:13:VAL:N	2:B:13:VAL:CA	2:B:13:VAL:C	11	1.7
(1,158)	2:B:2:ALA:N	2:B:2:ALA:CA	2:B:2:ALA:C	2:B:3:CYS:N	1	1.7
(1,158)	2:B:2:ALA:N	2:B:2:ALA:CA	2:B:2:ALA:C	2:B:3:CYS:N	4	1.7
(1,157)	2:B:1:MET:C	2:B:2:ALA:N	2:B:2:ALA:CA	2:B:2:ALA:C	6	1.7
(1,135)	2:A:80:SER:C	2:A:81:CYS:N	2:A:81:CYS:CA	2:A:81:CYS:C	18	1.7
(1,79)	2:A:50:THR:C	2:A:51:ASP:N	2:A:51:ASP:CA	2:A:51:ASP:C	17	1.6
(1,72)	2:A:45:PHE:N	2:A:45:PHE:CA	2:A:45:PHE:C	2:A:46:LEU:N	1	1.6
(1,66)	2:A:41:GLU:N	2:A:41:GLU:CA	2:A:41:GLU:C	2:A:42:LEU:N	2	1.6
(1,65)	2:A:40:ARG:C	2:A:41:GLU:N	2:A:41:GLU:CA	2:A:41:GLU:C	12	1.6
(1,38)	2:A:27:PHE:N	2:A:27:PHE:CA	2:A:27:PHE:C	2:A:28:LYS:N	1	1.6
(1,38)	2:A:27:PHE:N	2:A:27:PHE:CA	2:A:27:PHE:C	2:A:28:LYS:N	5	1.6
(1,358)	1:C:1922:ARG:N	1:C:1922:ARG:CA	1:C:1922:ARG:C	1:C:1923:ARG:N	2	1.6
(1,320)	1:C:1903:ALA:N	1:C:1903:ALA:CA	1:C:1903:ALA:C	1:C:1904:THR:N	2	1.6
(1,320)	1:C:1903:ALA:N	1:C:1903:ALA:CA	1:C:1903:ALA:C	1:C:1904:THR:N	9	1.6
(1,300)	2:B:86:CYS:N	2:B:86:CYS:CA	2:B:86:CYS:C	2:B:87:ASN:N	1	1.6
(1,290)	2:B:81:CYS:N	2:B:81:CYS:CA	2:B:81:CYS:C	2:B:82:ILE:N	4	1.6
(1,253)	2:B:60:SER:C	2:B:61:ASN:N	2:B:61:ASN:CA	2:B:61:ASN:C	2	1.6
(1,253)	2:B:60:SER:C	2:B:61:ASN:N	2:B:61:ASN:CA	2:B:61:ASN:C	9	1.6
(1,253)	2:B:60:SER:C	2:B:61:ASN:N	2:B:61:ASN:CA	2:B:61:ASN:C	16	1.6
(1,24)	2:A:15:THR:N	2:A:15:THR:CA	2:A:15:THR:C	2:A:16:PHE:N	11	1.6
(1,24)	2:A:15:THR:N	2:A:15:THR:CA	2:A:15:THR:C	2:A:16:PHE:N	20	1.6
(1,224)	2:B:41:GLU:N	2:B:41:GLU:CA	2:B:41:GLU:C	2:B:42:LEU:N	12	1.6
(1,223)	2:B:40:ARG:C	2:B:41:GLU:N	2:B:41:GLU:CA	2:B:41:GLU:C	11	1.6
(1,198)	2:B:28:LYS:N	2:B:28:LYS:CA	2:B:28:LYS:C	2:B:29:LEU:N	3	1.6
(1,177)	2:B:12:MET:C	2:B:13:VAL:N	2:B:13:VAL:CA	2:B:13:VAL:C	4	1.6
(1,136)	2:A:81:CYS:N	2:A:81:CYS:CA	2:A:81:CYS:C	2:A:82:ILE:N	17	1.6
(1,136)	2:A:81:CYS:N	2:A:81:CYS:CA	2:A:81:CYS:C	2:A:82:ILE:N	19	1.6

Continued on next page...

Continued from previous page...

Key	Atom-1	Atom-2	Atom-3	Atom-4	Model ID	Violation (°)
(1,135)	2:A:80:SER:C	2:A:81:CYS:N	2:A:81:CYS:CA	2:A:81:CYS:C	6	1.6
(1,135)	2:A:80:SER:C	2:A:81:CYS:N	2:A:81:CYS:CA	2:A:81:CYS:C	16	1.6
(1,113)	2:A:69:GLU:C	2:A:70:VAL:N	2:A:70:VAL:CA	2:A:70:VAL:C	19	1.6
(1,79)	2:A:50:THR:C	2:A:51:ASP:N	2:A:51:ASP:CA	2:A:51:ASP:C	4	1.5
(1,78)	2:A:50:THR:N	2:A:50:THR:CA	2:A:50:THR:C	2:A:51:ASP:N	8	1.5
(1,66)	2:A:41:GLU:N	2:A:41:GLU:CA	2:A:41:GLU:C	2:A:42:LEU:N	12	1.5
(1,65)	2:A:40:ARG:C	2:A:41:GLU:N	2:A:41:GLU:CA	2:A:41:GLU:C	3	1.5
(1,63)	2:A:39:THR:C	2:A:40:ARG:N	2:A:40:ARG:CA	2:A:40:ARG:C	8	1.5
(1,40)	2:A:28:LYS:N	2:A:28:LYS:CA	2:A:28:LYS:C	2:A:29:LEU:N	2	1.5
(1,40)	2:A:28:LYS:N	2:A:28:LYS:CA	2:A:28:LYS:C	2:A:29:LEU:N	9	1.5
(1,40)	2:A:28:LYS:N	2:A:28:LYS:CA	2:A:28:LYS:C	2:A:29:LEU:N	13	1.5
(1,36)	2:A:25:ASP:N	2:A:25:ASP:CA	2:A:25:ASP:C	2:A:26:LYS:N	11	1.5
(1,359)	1:C:1923:ARG:C	1:C:1924:GLY:N	1:C:1924:GLY:CA	1:C:1924:GLY:C	6	1.5
(1,359)	1:C:1923:ARG:C	1:C:1924:GLY:N	1:C:1924:GLY:CA	1:C:1924:GLY:C	8	1.5
(1,358)	1:C:1922:ARG:N	1:C:1922:ARG:CA	1:C:1922:ARG:C	1:C:1923:ARG:N	9	1.5
(1,357)	1:C:1921:LEU:C	1:C:1922:ARG:N	1:C:1922:ARG:CA	1:C:1922:ARG:C	8	1.5
(1,306)	2:B:89:PHE:N	2:B:89:PHE:CA	2:B:89:PHE:C	2:B:90:PHE:N	6	1.5
(1,290)	2:B:81:CYS:N	2:B:81:CYS:CA	2:B:81:CYS:C	2:B:82:ILE:N	1	1.5
(1,290)	2:B:81:CYS:N	2:B:81:CYS:CA	2:B:81:CYS:C	2:B:82:ILE:N	17	1.5
(1,224)	2:B:41:GLU:N	2:B:41:GLU:CA	2:B:41:GLU:C	2:B:42:LEU:N	16	1.5
(1,223)	2:B:40:ARG:C	2:B:41:GLU:N	2:B:41:GLU:CA	2:B:41:GLU:C	3	1.5
(1,223)	2:B:40:ARG:C	2:B:41:GLU:N	2:B:41:GLU:CA	2:B:41:GLU:C	12	1.5
(1,198)	2:B:28:LYS:N	2:B:28:LYS:CA	2:B:28:LYS:C	2:B:29:LEU:N	7	1.5
(1,196)	2:B:27:PHE:N	2:B:27:PHE:CA	2:B:27:PHE:C	2:B:28:LYS:N	5	1.5
(1,196)	2:B:27:PHE:N	2:B:27:PHE:CA	2:B:27:PHE:C	2:B:28:LYS:N	15	1.5
(1,189)	2:B:18:LYS:C	2:B:19:TYR:N	2:B:19:TYR:CA	2:B:19:TYR:C	15	1.5
(1,160)	2:B:4:PRO:N	2:B:4:PRO:CA	2:B:4:PRO:C	2:B:5:LEU:N	2	1.5
(1,160)	2:B:4:PRO:N	2:B:4:PRO:CA	2:B:4:PRO:C	2:B:5:LEU:N	8	1.5
(1,136)	2:A:81:CYS:N	2:A:81:CYS:CA	2:A:81:CYS:C	2:A:82:ILE:N	14	1.5
(1,136)	2:A:81:CYS:N	2:A:81:CYS:CA	2:A:81:CYS:C	2:A:82:ILE:N	20	1.5
(1,135)	2:A:80:SER:C	2:A:81:CYS:N	2:A:81:CYS:CA	2:A:81:CYS:C	2	1.5
(1,135)	2:A:80:SER:C	2:A:81:CYS:N	2:A:81:CYS:CA	2:A:81:CYS:C	11	1.5
(1,116)	2:A:71:ASP:N	2:A:71:ASP:CA	2:A:71:ASP:C	2:A:72:PHE:N	13	1.5
(1,112)	2:A:69:GLU:N	2:A:69:GLU:CA	2:A:69:GLU:C	2:A:70:VAL:N	4	1.5
(1,109)	2:A:66:ARG:C	2:A:67:ASP:N	2:A:67:ASP:CA	2:A:67:ASP:C	6	1.5
(1,79)	2:A:50:THR:C	2:A:51:ASP:N	2:A:51:ASP:CA	2:A:51:ASP:C	14	1.4
(1,77)	2:A:49:ARG:C	2:A:50:THR:N	2:A:50:THR:CA	2:A:50:THR:C	19	1.4
(1,65)	2:A:40:ARG:C	2:A:41:GLU:N	2:A:41:GLU:CA	2:A:41:GLU:C	10	1.4
(1,40)	2:A:28:LYS:N	2:A:28:LYS:CA	2:A:28:LYS:C	2:A:29:LEU:N	8	1.4
(1,40)	2:A:28:LYS:N	2:A:28:LYS:CA	2:A:28:LYS:C	2:A:29:LEU:N	14	1.4
(1,357)	1:C:1921:LEU:C	1:C:1922:ARG:N	1:C:1922:ARG:CA	1:C:1922:ARG:C	4	1.4
(1,270)	2:B:71:ASP:N	2:B:71:ASP:CA	2:B:71:ASP:C	2:B:72:PHE:N	2	1.4
(1,256)	2:B:62:LEU:N	2:B:62:LEU:CA	2:B:62:LEU:C	2:B:63:ASP:N	19	1.4
(1,239)	2:B:53:ALA:C	2:B:54:ALA:N	2:B:54:ALA:CA	2:B:54:ALA:C	20	1.4
(1,198)	2:B:28:LYS:N	2:B:28:LYS:CA	2:B:28:LYS:C	2:B:29:LEU:N	8	1.4
(1,19)	2:A:12:MET:C	2:A:13:VAL:N	2:A:13:VAL:CA	2:A:13:VAL:C	3	1.4
(1,19)	2:A:12:MET:C	2:A:13:VAL:N	2:A:13:VAL:CA	2:A:13:VAL:C	6	1.4
(1,189)	2:B:18:LYS:C	2:B:19:TYR:N	2:B:19:TYR:CA	2:B:19:TYR:C	14	1.4
(1,185)	2:B:16:PHE:C	2:B:17:HIS:N	2:B:17:HIS:CA	2:B:17:HIS:C	1	1.4
(1,177)	2:B:12:MET:C	2:B:13:VAL:N	2:B:13:VAL:CA	2:B:13:VAL:C	3	1.4
(1,158)	2:B:2:ALA:N	2:B:2:ALA:CA	2:B:2:ALA:C	2:B:3:CYS:N	16	1.4

Continued on next page...

Continued from previous page...

Key	Atom-1	Atom-2	Atom-3	Atom-4	Model ID	Violation (°)
(1,136)	2:A:81:CYS:N	2:A:81:CYS:CA	2:A:81:CYS:C	2:A:82:ILE:N	1	1.4
(1,136)	2:A:81:CYS:N	2:A:81:CYS:CA	2:A:81:CYS:C	2:A:82:ILE:N	5	1.4
(1,95)	2:A:58:LEU:C	2:A:59:MET:N	2:A:59:MET:CA	2:A:59:MET:C	10	1.3
(1,88)	2:A:55:PHE:N	2:A:55:PHE:CA	2:A:55:PHE:C	2:A:56:GLN:N	3	1.3
(1,73)	2:A:45:PHE:C	2:A:46:LEU:N	2:A:46:LEU:CA	2:A:46:LEU:C	4	1.3
(1,72)	2:A:45:PHE:N	2:A:45:PHE:CA	2:A:45:PHE:C	2:A:46:LEU:N	20	1.3
(1,66)	2:A:41:GLU:N	2:A:41:GLU:CA	2:A:41:GLU:C	2:A:42:LEU:N	20	1.3
(1,65)	2:A:40:ARG:C	2:A:41:GLU:N	2:A:41:GLU:CA	2:A:41:GLU:C	8	1.3
(1,358)	1:C:1922:ARG:N	1:C:1922:ARG:CA	1:C:1922:ARG:C	1:C:1923:ARG:N	17	1.3
(1,351)	1:C:1918:LYS:C	1:C:1919:ASN:N	1:C:1919:ASN:CA	1:C:1919:ASN:C	14	1.3
(1,340)	1:C:1913:GLU:N	1:C:1913:GLU:CA	1:C:1913:GLU:C	1:C:1914:VAL:N	19	1.3
(1,333)	1:C:1909:ALA:C	1:C:1910:MET:N	1:C:1910:MET:CA	1:C:1910:MET:C	10	1.3
(1,314)	1:C:1900:LEU:N	1:C:1900:LEU:CA	1:C:1900:LEU:C	1:C:1901:GLU:N	13	1.3
(1,305)	2:B:88:GLU:C	2:B:89:PHE:N	2:B:89:PHE:CA	2:B:89:PHE:C	20	1.3
(1,299)	2:B:85:MET:C	2:B:86:CYS:N	2:B:86:CYS:CA	2:B:86:CYS:C	9	1.3
(1,260)	2:B:65:ASN:N	2:B:65:ASN:CA	2:B:65:ASN:C	2:B:66:ARG:N	4	1.3
(1,260)	2:B:65:ASN:N	2:B:65:ASN:CA	2:B:65:ASN:C	2:B:66:ARG:N	18	1.3
(1,26)	2:A:16:PHE:N	2:A:16:PHE:CA	2:A:16:PHE:C	2:A:17:HIS:N	6	1.3
(1,257)	2:B:63:ASP:C	2:B:64:SER:N	2:B:64:SER:CA	2:B:64:SER:C	19	1.3
(1,253)	2:B:60:SER:C	2:B:61:ASN:N	2:B:61:ASN:CA	2:B:61:ASN:C	10	1.3
(1,221)	2:B:39:THR:C	2:B:40:ARG:N	2:B:40:ARG:CA	2:B:40:ARG:C	8	1.3
(1,2)	2:A:4:PRO:N	2:A:4:PRO:CA	2:A:4:PRO:C	2:A:5:LEU:N	20	1.3
(1,177)	2:B:12:MET:C	2:B:13:VAL:N	2:B:13:VAL:CA	2:B:13:VAL:C	6	1.3
(1,158)	2:B:2:ALA:N	2:B:2:ALA:CA	2:B:2:ALA:C	2:B:3:CYS:N	19	1.3
(1,152)	2:A:89:PHE:N	2:A:89:PHE:CA	2:A:89:PHE:C	2:A:90:PHE:N	3	1.3
(1,135)	2:A:80:SER:C	2:A:81:CYS:N	2:A:81:CYS:CA	2:A:81:CYS:C	5	1.3
(1,135)	2:A:80:SER:C	2:A:81:CYS:N	2:A:81:CYS:CA	2:A:81:CYS:C	7	1.3
(1,109)	2:A:66:ARG:C	2:A:67:ASP:N	2:A:67:ASP:CA	2:A:67:ASP:C	3	1.3
(1,73)	2:A:45:PHE:C	2:A:46:LEU:N	2:A:46:LEU:CA	2:A:46:LEU:C	1	1.2
(1,65)	2:A:40:ARG:C	2:A:41:GLU:N	2:A:41:GLU:CA	2:A:41:GLU:C	5	1.2
(1,65)	2:A:40:ARG:C	2:A:41:GLU:N	2:A:41:GLU:CA	2:A:41:GLU:C	6	1.2
(1,40)	2:A:28:LYS:N	2:A:28:LYS:CA	2:A:28:LYS:C	2:A:29:LEU:N	19	1.2
(1,37)	2:A:26:LYS:C	2:A:27:PHE:N	2:A:27:PHE:CA	2:A:27:PHE:C	5	1.2
(1,366)	1:C:1931:PRO:N	1:C:1931:PRO:CA	1:C:1931:PRO:C	1:C:1932:ARG:N	15	1.2
(1,357)	1:C:1921:LEU:C	1:C:1922:ARG:N	1:C:1922:ARG:CA	1:C:1922:ARG:C	1	1.2
(1,333)	1:C:1909:ALA:C	1:C:1910:MET:N	1:C:1910:MET:CA	1:C:1910:MET:C	15	1.2
(1,333)	1:C:1909:ALA:C	1:C:1910:MET:N	1:C:1910:MET:CA	1:C:1910:MET:C	18	1.2
(1,320)	1:C:1903:ALA:N	1:C:1903:ALA:CA	1:C:1903:ALA:C	1:C:1904:THR:N	8	1.2
(1,305)	2:B:88:GLU:C	2:B:89:PHE:N	2:B:89:PHE:CA	2:B:89:PHE:C	6	1.2
(1,305)	2:B:88:GLU:C	2:B:89:PHE:N	2:B:89:PHE:CA	2:B:89:PHE:C	12	1.2
(1,304)	2:B:88:GLU:N	2:B:88:GLU:CA	2:B:88:GLU:C	2:B:89:PHE:N	16	1.2
(1,303)	2:B:87:ASN:C	2:B:88:GLU:N	2:B:88:GLU:CA	2:B:88:GLU:C	19	1.2
(1,270)	2:B:71:ASP:N	2:B:71:ASP:CA	2:B:71:ASP:C	2:B:72:PHE:N	11	1.2
(1,270)	2:B:71:ASP:N	2:B:71:ASP:CA	2:B:71:ASP:C	2:B:72:PHE:N	12	1.2
(1,270)	2:B:71:ASP:N	2:B:71:ASP:CA	2:B:71:ASP:C	2:B:72:PHE:N	15	1.2
(1,270)	2:B:71:ASP:N	2:B:71:ASP:CA	2:B:71:ASP:C	2:B:72:PHE:N	18	1.2
(1,27)	2:A:16:PHE:C	2:A:17:HIS:N	2:A:17:HIS:CA	2:A:17:HIS:C	1	1.2
(1,253)	2:B:60:SER:C	2:B:61:ASN:N	2:B:61:ASN:CA	2:B:61:ASN:C	8	1.2
(1,224)	2:B:41:GLU:N	2:B:41:GLU:CA	2:B:41:GLU:C	2:B:42:LEU:N	2	1.2
(1,224)	2:B:41:GLU:N	2:B:41:GLU:CA	2:B:41:GLU:C	2:B:42:LEU:N	20	1.2
(1,223)	2:B:40:ARG:C	2:B:41:GLU:N	2:B:41:GLU:CA	2:B:41:GLU:C	6	1.2

Continued on next page...

Continued from previous page...

Key	Atom-1	Atom-2	Atom-3	Atom-4	Model ID	Violation (°)
(1,223)	2:B:40:ARG:C	2:B:41:GLU:N	2:B:41:GLU:CA	2:B:41:GLU:C	8	1.2
(1,198)	2:B:28:LYS:N	2:B:28:LYS:CA	2:B:28:LYS:C	2:B:29:LEU:N	14	1.2
(1,160)	2:B:4:PRO:N	2:B:4:PRO:CA	2:B:4:PRO:C	2:B:5:LEU:N	5	1.2
(1,158)	2:B:2:ALA:N	2:B:2:ALA:CA	2:B:2:ALA:C	2:B:3:CYS:N	9	1.2
(1,157)	2:B:1:MET:C	2:B:2:ALA:N	2:B:2:ALA:CA	2:B:2:ALA:C	13	1.2
(1,157)	2:B:1:MET:C	2:B:2:ALA:N	2:B:2:ALA:CA	2:B:2:ALA:C	19	1.2
(1,134)	2:A:80:SER:N	2:A:80:SER:CA	2:A:80:SER:C	2:A:81:CYS:N	17	1.2
(1,109)	2:A:66:ARG:C	2:A:67:ASP:N	2:A:67:ASP:CA	2:A:67:ASP:C	8	1.2
(1,109)	2:A:66:ARG:C	2:A:67:ASP:N	2:A:67:ASP:CA	2:A:67:ASP:C	19	1.2
(1,105)	2:A:64:SER:C	2:A:65:ASN:N	2:A:65:ASN:CA	2:A:65:ASN:C	2	1.2
(1,79)	2:A:50:THR:C	2:A:51:ASP:N	2:A:51:ASP:CA	2:A:51:ASP:C	3	1.1
(1,73)	2:A:45:PHE:C	2:A:46:LEU:N	2:A:46:LEU:CA	2:A:46:LEU:C	10	1.1
(1,72)	2:A:45:PHE:N	2:A:45:PHE:CA	2:A:45:PHE:C	2:A:46:LEU:N	2	1.1
(1,65)	2:A:40:ARG:C	2:A:41:GLU:N	2:A:41:GLU:CA	2:A:41:GLU:C	1	1.1
(1,36)	2:A:25:ASP:N	2:A:25:ASP:CA	2:A:25:ASP:C	2:A:26:LYS:N	17	1.1
(1,358)	1:C:1922:ARG:N	1:C:1922:ARG:CA	1:C:1922:ARG:C	1:C:1923:ARG:N	7	1.1
(1,358)	1:C:1922:ARG:N	1:C:1922:ARG:CA	1:C:1922:ARG:C	1:C:1923:ARG:N	15	1.1
(1,344)	1:C:1915:SER:N	1:C:1915:SER:CA	1:C:1915:SER:C	1:C:1916:SER:N	10	1.1
(1,344)	1:C:1915:SER:N	1:C:1915:SER:CA	1:C:1915:SER:C	1:C:1916:SER:N	15	1.1
(1,344)	1:C:1915:SER:N	1:C:1915:SER:CA	1:C:1915:SER:C	1:C:1916:SER:N	19	1.1
(1,316)	1:C:1901:GLU:N	1:C:1901:GLU:CA	1:C:1901:GLU:C	1:C:1902:ASP:N	13	1.1
(1,312)	2:B:92:GLY:N	2:B:92:GLY:CA	2:B:92:GLY:C	2:B:93:PHE:N	2	1.1
(1,312)	2:B:92:GLY:N	2:B:92:GLY:CA	2:B:92:GLY:C	2:B:93:PHE:N	18	1.1
(1,306)	2:B:89:PHE:N	2:B:89:PHE:CA	2:B:89:PHE:C	2:B:90:PHE:N	19	1.1
(1,305)	2:B:88:GLU:C	2:B:89:PHE:N	2:B:89:PHE:CA	2:B:89:PHE:C	10	1.1
(1,305)	2:B:88:GLU:C	2:B:89:PHE:N	2:B:89:PHE:CA	2:B:89:PHE:C	14	1.1
(1,300)	2:B:86:CYS:N	2:B:86:CYS:CA	2:B:86:CYS:C	2:B:87:ASN:N	16	1.1
(1,299)	2:B:85:MET:C	2:B:86:CYS:N	2:B:86:CYS:CA	2:B:86:CYS:C	10	1.1
(1,28)	2:A:17:HIS:N	2:A:17:HIS:CA	2:A:17:HIS:C	2:A:18:LYS:N	3	1.1
(1,270)	2:B:71:ASP:N	2:B:71:ASP:CA	2:B:71:ASP:C	2:B:72:PHE:N	7	1.1
(1,260)	2:B:65:ASN:N	2:B:65:ASN:CA	2:B:65:ASN:C	2:B:66:ARG:N	2	1.1
(1,260)	2:B:65:ASN:N	2:B:65:ASN:CA	2:B:65:ASN:C	2:B:66:ARG:N	8	1.1
(1,260)	2:B:65:ASN:N	2:B:65:ASN:CA	2:B:65:ASN:C	2:B:66:ARG:N	13	1.1
(1,256)	2:B:62:LEU:N	2:B:62:LEU:CA	2:B:62:LEU:C	2:B:63:ASP:N	20	1.1
(1,252)	2:B:60:SER:N	2:B:60:SER:CA	2:B:60:SER:C	2:B:61:ASN:N	7	1.1
(1,234)	2:B:50:THR:N	2:B:50:THR:CA	2:B:50:THR:C	2:B:51:ASP:N	3	1.1
(1,223)	2:B:40:ARG:C	2:B:41:GLU:N	2:B:41:GLU:CA	2:B:41:GLU:C	1	1.1
(1,223)	2:B:40:ARG:C	2:B:41:GLU:N	2:B:41:GLU:CA	2:B:41:GLU:C	10	1.1
(1,196)	2:B:27:PHE:N	2:B:27:PHE:CA	2:B:27:PHE:C	2:B:28:LYS:N	11	1.1
(1,195)	2:B:26:LYS:C	2:B:27:PHE:N	2:B:27:PHE:CA	2:B:27:PHE:C	2	1.1
(1,184)	2:B:16:PHE:N	2:B:16:PHE:CA	2:B:16:PHE:C	2:B:17:HIS:N	6	1.1
(1,184)	2:B:16:PHE:N	2:B:16:PHE:CA	2:B:16:PHE:C	2:B:17:HIS:N	10	1.1
(1,146)	2:A:86:CYS:N	2:A:86:CYS:CA	2:A:86:CYS:C	2:A:87:ASN:N	13	1.1
(1,136)	2:A:81:CYS:N	2:A:81:CYS:CA	2:A:81:CYS:C	2:A:82:ILE:N	4	1.1
(1,136)	2:A:81:CYS:N	2:A:81:CYS:CA	2:A:81:CYS:C	2:A:82:ILE:N	15	1.1
(1,135)	2:A:80:SER:C	2:A:81:CYS:N	2:A:81:CYS:CA	2:A:81:CYS:C	20	1.1
(1,109)	2:A:66:ARG:C	2:A:67:ASP:N	2:A:67:ASP:CA	2:A:67:ASP:C	13	1.1
(1,109)	2:A:66:ARG:C	2:A:67:ASP:N	2:A:67:ASP:CA	2:A:67:ASP:C	18	1.1
(1,103)	2:A:63:ASP:C	2:A:64:SER:N	2:A:64:SER:CA	2:A:64:SER:C	9	1.1