



Full wwPDB X-ray Structure Validation Report ⓘ

Nov 25, 2025 – 04:29 PM JST

PDB ID : 9KRW / pdb_00009krw
Title : E. coli MaeB apo form
Authors : Sassa, M.; Yamato, H.; Tanino, H.; Fukuda, Y.; Inoue, T.
Deposited on : 2024-11-28
Resolution : 3.85 Å(reported)

This is a Full wwPDB X-ray Structure Validation Report for a publicly released PDB entry.

We welcome your comments at validation@mail.wwpdb.org

A user guide is available at

<https://www.wwpdb.org/validation/2017/XrayValidationReportHelp>

with specific help available everywhere you see the ⓘ symbol.

The types of validation reports are described at

<http://www.wwpdb.org/validation/2017/FAQs#types>.

The following versions of software and data (see [references ⓘ](#)) were used in the production of this report:

MolProbity	:	4-5-2 with Phenix2.0
Xtriage (Phenix)	:	2.0
EDS	:	3.0
Percentile statistics	:	20231227.v01 (using entries in the PDB archive December 27th 2023)
CCP4	:	9.0.010 (Gargrove)
Density-Fitness	:	1.0.12
Ideal geometry (proteins)	:	Engh & Huber (2001)
Ideal geometry (DNA, RNA)	:	Parkinson et al. (1996)
Validation Pipeline (wwPDB-VP)	:	2.46

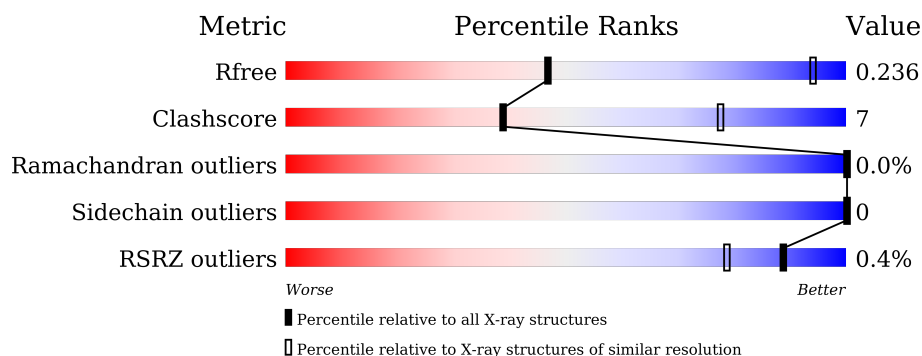
1 Overall quality at a glance

The following experimental techniques were used to determine the structure:

X-RAY DIFFRACTION

The reported resolution of this entry is 3.85 Å.

Percentile scores (ranging between 0-100) for global validation metrics of the entry are shown in the following graphic. The table shows the number of entries on which the scores are based.



Metric	Whole archive (#Entries)	Similar resolution (#Entries, resolution range(Å))
R_{free}	164625	1056 (4.02-3.70)
Clashscore	180529	1117 (4.02-3.70)
Ramachandran outliers	177936	1077 (4.02-3.70)
Sidechain outliers	177891	1070 (4.02-3.70)
RSRZ outliers	164620	1056 (4.02-3.70)

The table below summarises the geometric issues observed across the polymeric chains and their fit to the electron density. The red, orange, yellow and green segments of the lower bar indicate the fraction of residues that contain outliers for ≥ 3 , 2, 1 and 0 types of geometric quality criteria respectively. A grey segment represents the fraction of residues that are not modelled. The numeric value for each fraction is indicated below the corresponding segment, with a dot representing fractions $\leq 5\%$. The upper red bar (where present) indicates the fraction of residues that have poor fit to the electron density. The numeric value is given above the bar.

Mol	Chain	Length	Quality of chain
1	A	765	<div> <div style="width: 100%; height: 10px; position: relative;"> <div style="position: absolute; top: -10px; left: 0; width: 100%; height: 1px; background-color: red;"></div> <div style="position: absolute; bottom: 0; left: 0; width: 100%; height: 10px;"> <div style="width: 83%; height: 10px; background-color: green;"></div> <div style="width: 15%; height: 10px; background-color: yellow;"></div> <div style="width: 2%; height: 10px; background-color: grey;"></div> </div> </div> <div>83% 15% .</div> </div>
1	B	765	<div> <div style="width: 100%; height: 10px; position: relative;"> <div style="position: absolute; top: -10px; left: 0; width: 100%; height: 1px; background-color: red;"></div> <div style="position: absolute; bottom: 0; left: 0; width: 100%; height: 10px;"> <div style="width: 81%; height: 10px; background-color: green;"></div> <div style="width: 17%; height: 10px; background-color: yellow;"></div> <div style="width: 2%; height: 10px; background-color: grey;"></div> </div> </div> <div>81% 17% .</div> </div>
1	C	765	<div> <div style="width: 100%; height: 10px; position: relative;"> <div style="position: absolute; bottom: 0; left: 0; width: 100%; height: 10px;"> <div style="width: 83%; height: 10px; background-color: green;"></div> <div style="width: 15%; height: 10px; background-color: yellow;"></div> <div style="width: 2%; height: 10px; background-color: grey;"></div> </div> </div> <div>83% 15% .</div> </div>
1	D	765	<div> <div style="width: 100%; height: 10px; position: relative;"> <div style="position: absolute; bottom: 0; left: 0; width: 100%; height: 10px;"> <div style="width: 80%; height: 10px; background-color: green;"></div> <div style="width: 18%; height: 10px; background-color: yellow;"></div> <div style="width: 2%; height: 10px; background-color: grey;"></div> </div> </div> <div>80% 18% .</div> </div>
1	E	765	<div> <div style="width: 100%; height: 10px; position: relative;"> <div style="position: absolute; bottom: 0; left: 0; width: 100%; height: 10px;"> <div style="width: 83%; height: 10px; background-color: green;"></div> <div style="width: 15%; height: 10px; background-color: yellow;"></div> <div style="width: 2%; height: 10px; background-color: grey;"></div> </div> </div> <div>83% 15% .</div> </div>
1	F	765	<div> <div style="width: 100%; height: 10px; position: relative;"> <div style="position: absolute; bottom: 0; left: 0; width: 100%; height: 10px;"> <div style="width: 83%; height: 10px; background-color: green;"></div> <div style="width: 16%; height: 10px; background-color: yellow;"></div> <div style="width: 1%; height: 10px; background-color: grey;"></div> </div> </div> <div>83% 16% .</div> </div>

Continued on next page...

Continued from previous page...

Mol	Chain	Length	Quality of chain
1	G	765	<div><div></div><div>84%14%</div><div></div></div>
1	H	765	<div><div></div><div>79%19%</div><div></div></div>
1	I	765	<div><div></div><div>79%20%</div><div></div></div>
1	J	765	<div><div></div><div>82%16%</div><div></div></div>
1	K	765	<div><div></div><div>80%18%</div><div></div></div>
1	L	765	<div><div></div><div>%81%18%</div><div></div></div>

2 Entry composition

There are 2 unique types of molecules in this entry. The entry contains 68719 atoms, of which 0 are hydrogens and 0 are deuteriums.

In the tables below, the ZeroOcc column contains the number of atoms modelled with zero occupancy, the AltConf column contains the number of residues with at least one atom in alternate conformation and the Trace column contains the number of residues modelled with at most 2 atoms.

- Molecule 1 is a protein called NADP-dependent malic enzyme.

Mol	Chain	Residues	Atoms					ZeroOcc	AltConf	Trace
1	A	748	Total	C	N	O	S	0	0	0
			5701	3617	981	1069	34			
1	B	751	Total	C	N	O	S	0	0	0
			5718	3630	983	1071	34			
1	C	750	Total	C	N	O	S	0	0	0
			5718	3629	983	1072	34			
1	D	753	Total	C	N	O	S	0	0	0
			5740	3642	986	1078	34			
1	E	748	Total	C	N	O	S	0	0	0
			5704	3621	980	1069	34			
1	F	753	Total	C	N	O	S	0	0	0
			5738	3641	985	1078	34			
1	G	750	Total	C	N	O	S	0	0	0
			5721	3631	983	1072	35			
1	H	755	Total	C	N	O	S	0	0	0
			5755	3653	988	1080	34			
1	I	757	Total	C	N	O	S	0	0	0
			5765	3658	990	1083	34			
1	J	751	Total	C	N	O	S	0	0	0
			5724	3632	984	1074	34			
1	K	749	Total	C	N	O	S	0	0	0
			5713	3626	982	1071	34			
1	L	750	Total	C	N	O	S	0	0	0
			5720	3631	983	1072	34			

There are 72 discrepancies between the modelled and reference sequences:

Chain	Residue	Modelled	Actual	Comment	Reference
A	760	HIS	-	expression tag	UNP P76558
A	761	HIS	-	expression tag	UNP P76558
A	762	HIS	-	expression tag	UNP P76558
A	763	HIS	-	expression tag	UNP P76558
A	764	HIS	-	expression tag	UNP P76558

Continued on next page...

Continued from previous page...

Chain	Residue	Modelled	Actual	Comment	Reference
A	765	HIS	-	expression tag	UNP P76558
B	760	HIS	-	expression tag	UNP P76558
B	761	HIS	-	expression tag	UNP P76558
B	762	HIS	-	expression tag	UNP P76558
B	763	HIS	-	expression tag	UNP P76558
B	764	HIS	-	expression tag	UNP P76558
B	765	HIS	-	expression tag	UNP P76558
C	760	HIS	-	expression tag	UNP P76558
C	761	HIS	-	expression tag	UNP P76558
C	762	HIS	-	expression tag	UNP P76558
C	763	HIS	-	expression tag	UNP P76558
C	764	HIS	-	expression tag	UNP P76558
C	765	HIS	-	expression tag	UNP P76558
D	760	HIS	-	expression tag	UNP P76558
D	761	HIS	-	expression tag	UNP P76558
D	762	HIS	-	expression tag	UNP P76558
D	763	HIS	-	expression tag	UNP P76558
D	764	HIS	-	expression tag	UNP P76558
D	765	HIS	-	expression tag	UNP P76558
E	760	HIS	-	expression tag	UNP P76558
E	761	HIS	-	expression tag	UNP P76558
E	762	HIS	-	expression tag	UNP P76558
E	763	HIS	-	expression tag	UNP P76558
E	764	HIS	-	expression tag	UNP P76558
E	765	HIS	-	expression tag	UNP P76558
F	760	HIS	-	expression tag	UNP P76558
F	761	HIS	-	expression tag	UNP P76558
F	762	HIS	-	expression tag	UNP P76558
F	763	HIS	-	expression tag	UNP P76558
F	764	HIS	-	expression tag	UNP P76558
F	765	HIS	-	expression tag	UNP P76558
G	760	HIS	-	expression tag	UNP P76558
G	761	HIS	-	expression tag	UNP P76558
G	762	HIS	-	expression tag	UNP P76558
G	763	HIS	-	expression tag	UNP P76558
G	764	HIS	-	expression tag	UNP P76558
G	765	HIS	-	expression tag	UNP P76558
H	760	HIS	-	expression tag	UNP P76558
H	761	HIS	-	expression tag	UNP P76558
H	762	HIS	-	expression tag	UNP P76558
H	763	HIS	-	expression tag	UNP P76558
H	764	HIS	-	expression tag	UNP P76558

Continued on next page...

Continued from previous page...

Chain	Residue	Modelled	Actual	Comment	Reference
H	765	HIS	-	expression tag	UNP P76558
I	760	HIS	-	expression tag	UNP P76558
I	761	HIS	-	expression tag	UNP P76558
I	762	HIS	-	expression tag	UNP P76558
I	763	HIS	-	expression tag	UNP P76558
I	764	HIS	-	expression tag	UNP P76558
I	765	HIS	-	expression tag	UNP P76558
J	760	HIS	-	expression tag	UNP P76558
J	761	HIS	-	expression tag	UNP P76558
J	762	HIS	-	expression tag	UNP P76558
J	763	HIS	-	expression tag	UNP P76558
J	764	HIS	-	expression tag	UNP P76558
J	765	HIS	-	expression tag	UNP P76558
K	760	HIS	-	expression tag	UNP P76558
K	761	HIS	-	expression tag	UNP P76558
K	762	HIS	-	expression tag	UNP P76558
K	763	HIS	-	expression tag	UNP P76558
K	764	HIS	-	expression tag	UNP P76558
K	765	HIS	-	expression tag	UNP P76558
L	760	HIS	-	expression tag	UNP P76558
L	761	HIS	-	expression tag	UNP P76558
L	762	HIS	-	expression tag	UNP P76558
L	763	HIS	-	expression tag	UNP P76558
L	764	HIS	-	expression tag	UNP P76558
L	765	HIS	-	expression tag	UNP P76558

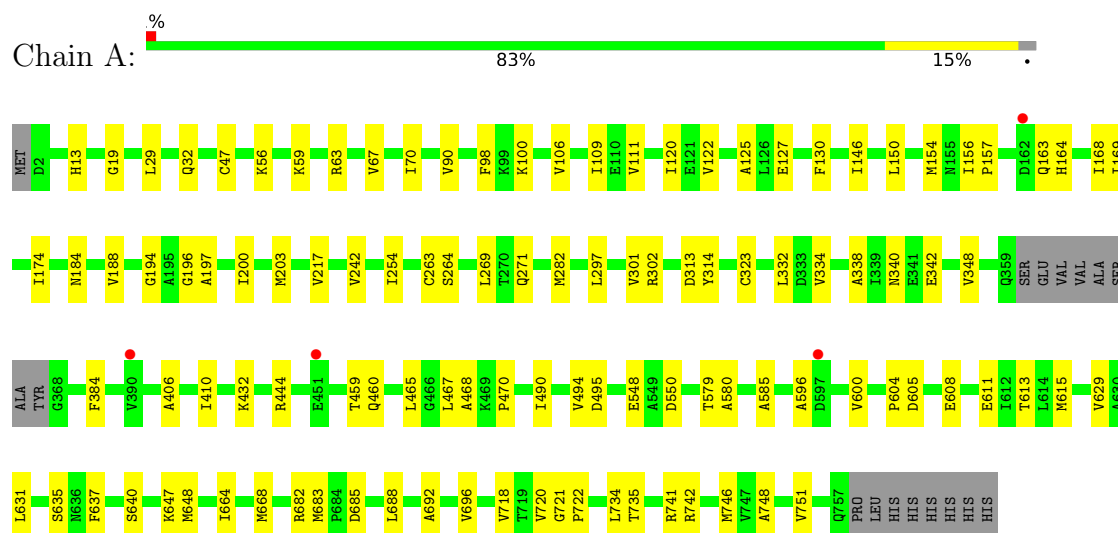
- Molecule 2 is MAGNESIUM ION (CCD ID: MG) (formula: Mg) (labeled as "Ligand of Interest" by depositor).

Mol	Chain	Residues	Atoms	ZeroOcc	AltConf
2	D	1	Total Mg 1 1	0	0
2	H	1	Total Mg 1 1	0	0

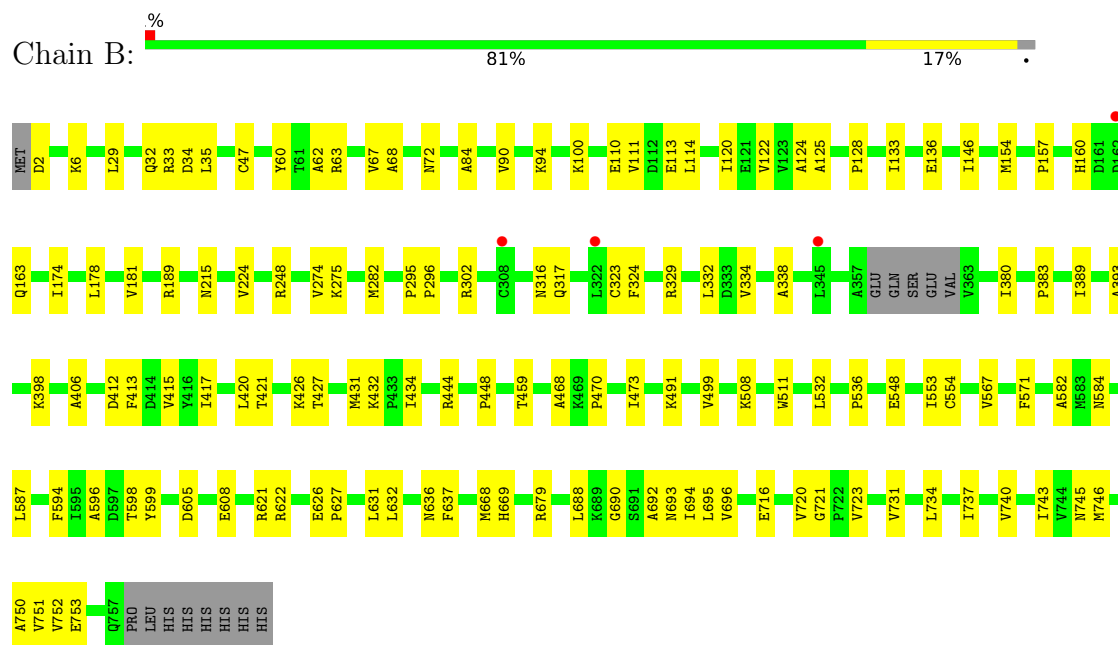
3 Residue-property plots

These plots are drawn for all protein, RNA, DNA and oligosaccharide chains in the entry. The first graphic for a chain summarises the proportions of the various outlier classes displayed in the second graphic. The second graphic shows the sequence view annotated by issues in geometry and electron density. Residues are color-coded according to the number of geometric quality criteria for which they contain at least one outlier: green = 0, yellow = 1, orange = 2 and red = 3 or more. A red dot above a residue indicates a poor fit to the electron density ($RSRZ > 2$). Stretches of 2 or more consecutive residues without any outlier are shown as a green connector. Residues present in the sample, but not in the model, are shown in grey.

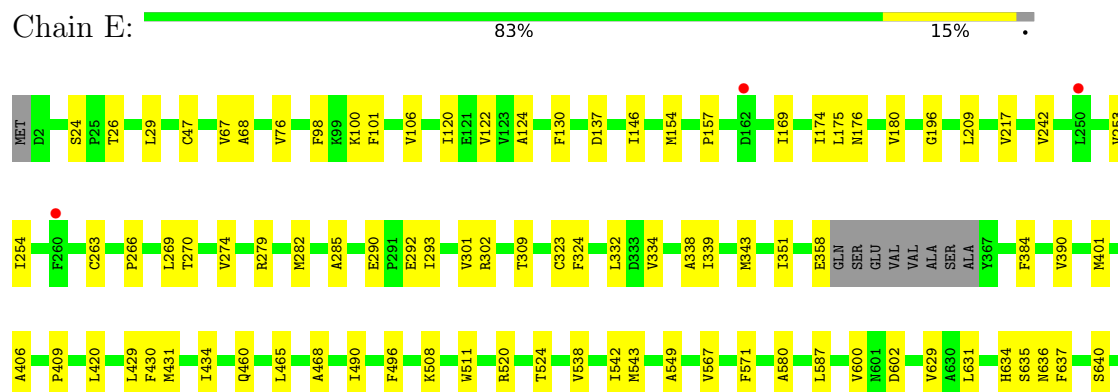
• Molecule 1: NADP-dependent malic enzyme



• Molecule 1: NADP-dependent malic enzyme



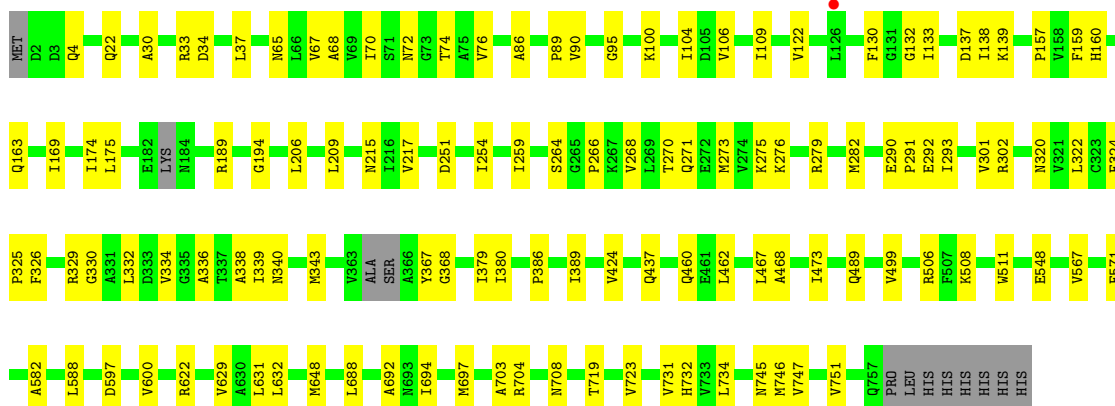
• Molecule 1: NADP-dependent malic enzyme





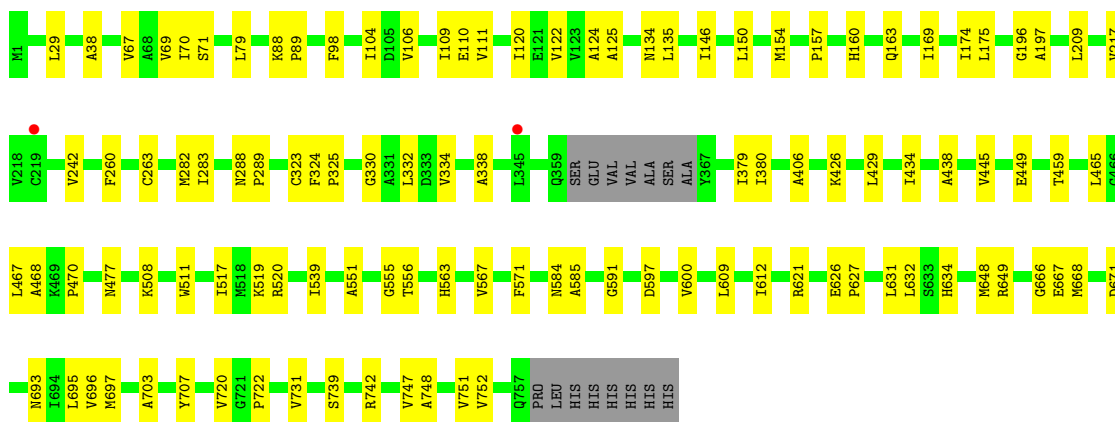
- Molecule 1: NADP-dependent malic enzyme

Chain F: 83% 16% .



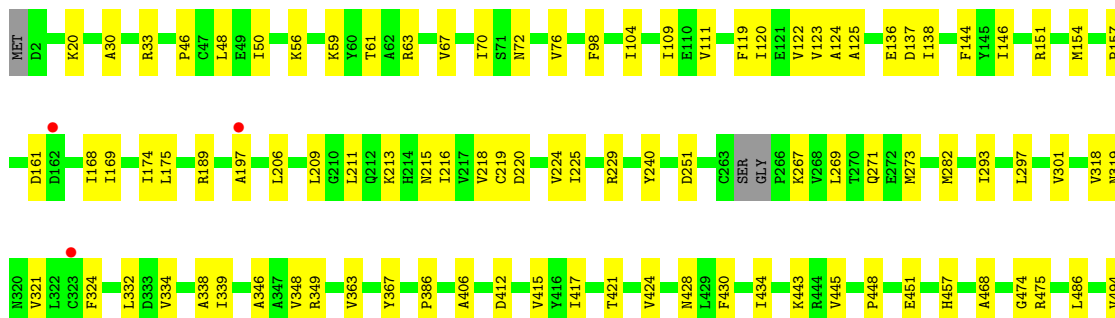
- Molecule 1: NADP-dependent malic enzyme

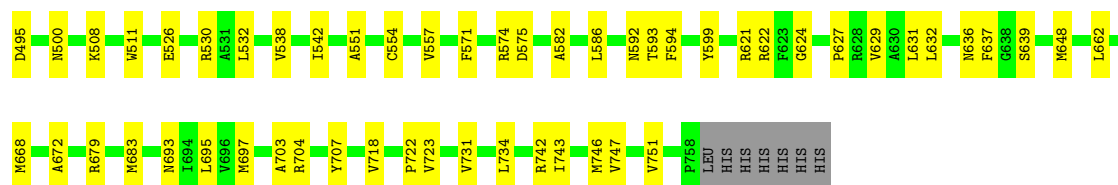
Chain G: 84% 14% .



- Molecule 1: NADP-dependent malic enzyme

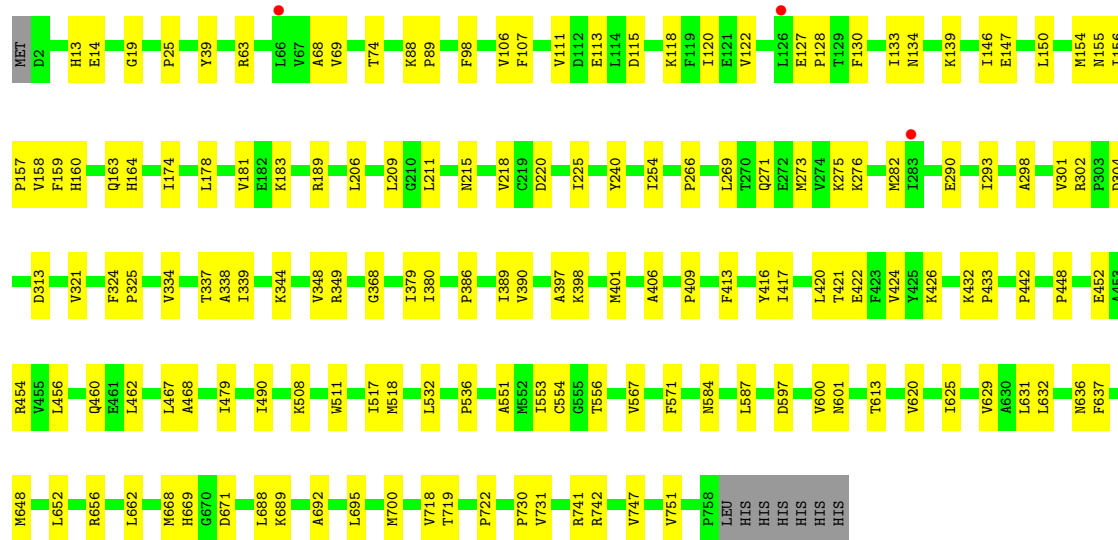
Chain H: 79% 19% .





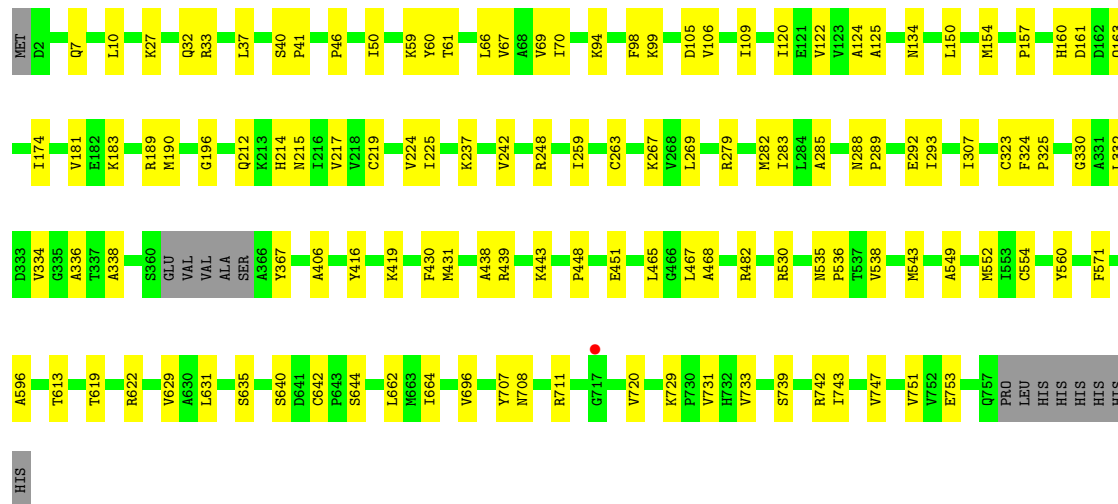
- Molecule 1: NADP-dependent malic enzyme

Chain I: 79% 20% .



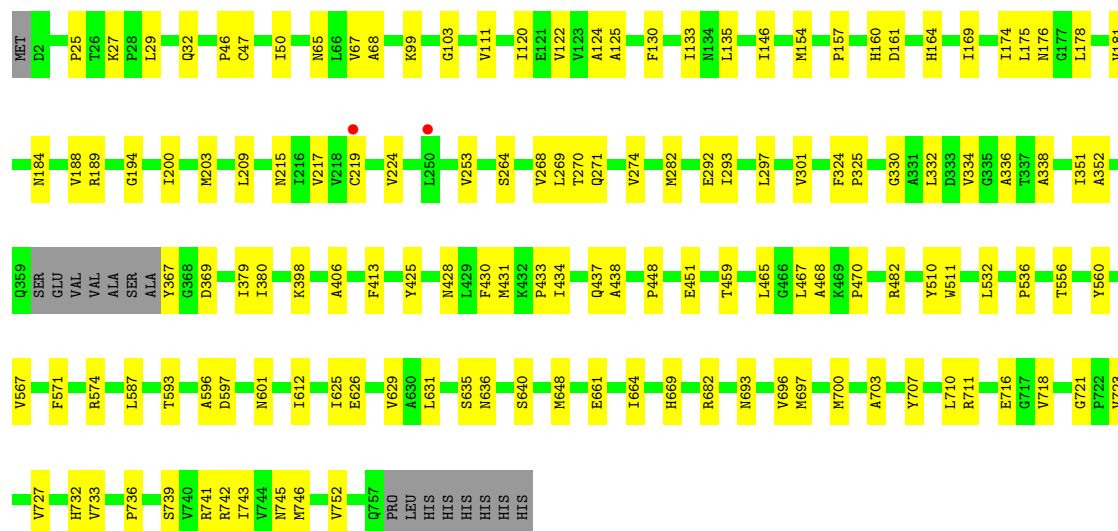
- Molecule 1: NADP-dependent malic enzyme

Chain J: 82% 16% .

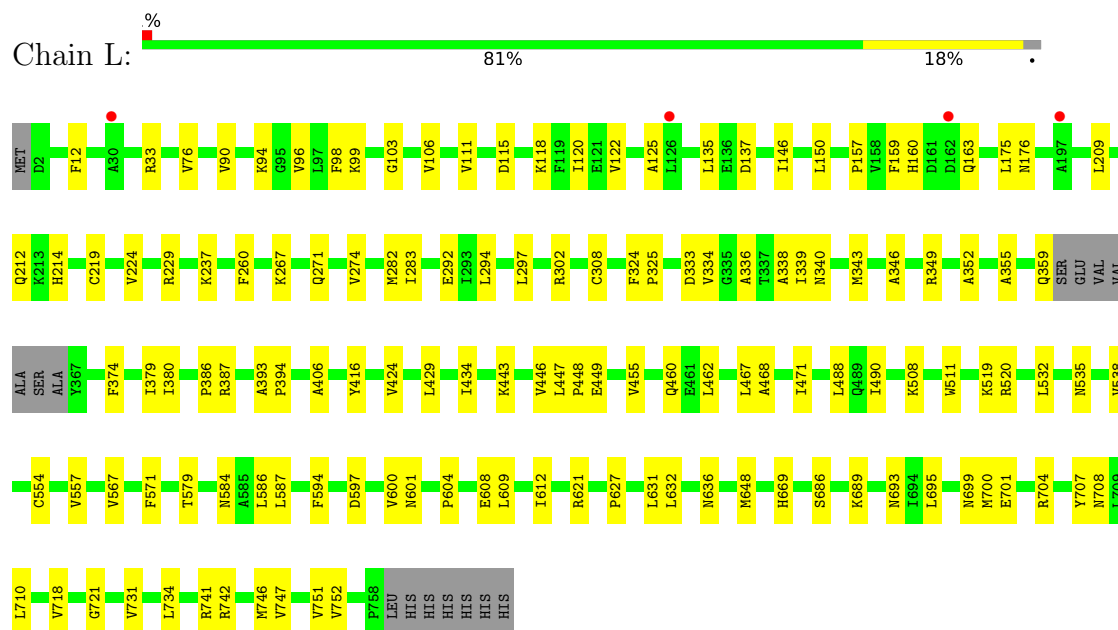


- Molecule 1: NADP-dependent malic enzyme

Chain K: 80% 18% .



● Molecule 1: NADP-dependent malic enzyme



4 Data and refinement statistics

Property	Value	Source
Space group	C 1 2 1	Depositor
Cell constants a, b, c, α , β , γ	347.71 Å 200.29 Å 201.82 Å 90.00° 101.35° 90.00°	Depositor
Resolution (Å)	49.47 – 3.85 49.47 – 3.85	Depositor EDS
% Data completeness (in resolution range)	99.0 (49.47-3.85) 98.9 (49.47-3.85)	Depositor EDS
R_{merge}	0.14	Depositor
R_{sym}	(Not available)	Depositor
$\langle I/\sigma(I) \rangle$ ¹	1.82 (at 3.88 Å)	Xtriage
Refinement program	REFMAC, PHENIX 1.19.2_4158	Depositor
R, R_{free}	0.195 , 0.240 0.197 , 0.236	Depositor DCC
R_{free} test set	6299 reflections (4.91%)	wwPDB-VP
Wilson B-factor (Å ²)	138.0	Xtriage
Anisotropy	0.494	Xtriage
Bulk solvent k_{sol} (e/Å ³), B_{sol} (Å ²)	0.27 , 128.2	EDS
L-test for twinning ²	$\langle L \rangle = 0.44$, $\langle L^2 \rangle = 0.27$	Xtriage
Estimated twinning fraction	No twinning to report.	Xtriage
F_o, F_c correlation	0.93	EDS
Total number of atoms	68719	wwPDB-VP
Average B, all atoms (Å ²)	154.0	wwPDB-VP

Xtriage's analysis on translational NCS is as follows: *The largest off-origin peak in the Patterson function is 2.36% of the height of the origin peak. No significant pseudotranslation is detected.*

¹Intensities estimated from amplitudes.

²Theoretical values of $\langle |L| \rangle$, $\langle L^2 \rangle$ for acentric reflections are 0.5, 0.333 respectively for untwinned datasets, and 0.375, 0.2 for perfectly twinned datasets.

5 Model quality

5.1 Standard geometry

Bond lengths and bond angles in the following residue types are not validated in this section: MG

The Z score for a bond length (or angle) is the number of standard deviations the observed value is removed from the expected value. A bond length (or angle) with $|Z| > 5$ is considered an outlier worth inspection. RMSZ is the root-mean-square of all Z scores of the bond lengths (or angles).

Mol	Chain	Bond lengths		Bond angles	
		RMSZ	# Z >5	RMSZ	# Z >5
1	A	0.13	0/5801	0.30	0/7866
1	B	0.13	0/5819	0.30	0/7892
1	C	0.13	0/5819	0.31	0/7891
1	D	0.12	0/5842	0.30	0/7923
1	E	0.13	0/5805	0.30	0/7872
1	F	0.12	0/5838	0.30	0/7917
1	G	0.13	0/5822	0.31	1/7894 (0.0%)
1	H	0.12	0/5857	0.29	0/7944
1	I	0.12	0/5868	0.30	0/7961
1	J	0.12	0/5825	0.29	0/7899
1	K	0.12	0/5814	0.29	0/7884
1	L	0.11	0/5822	0.28	0/7896
All	All	0.12	0/69932	0.30	1/94839 (0.0%)

There are no bond length outliers.

All (1) bond angle outliers are listed below:

Mol	Chain	Res	Type	Atoms	Z	Observed(°)	Ideal(°)
1	G	517	ILE	N-CA-C	-6.40	106.56	112.96

There are no chirality outliers.

There are no planarity outliers.

5.2 Too-close contacts

In the following table, the Non-H and H(model) columns list the number of non-hydrogen atoms and hydrogen atoms in the chain respectively. The H(added) column lists the number of hydrogen atoms added and optimized by MolProbity. The Clashes column lists the number of clashes within the asymmetric unit, whereas Symm-Clashes lists symmetry-related clashes.

Mol	Chain	Non-H	H(model)	H(added)	Clashes	Symm-Clashes
1	A	5701	0	5808	73	0
1	B	5718	0	5827	85	0
1	C	5718	0	5822	73	1
1	D	5740	0	5840	87	0
1	E	5704	0	5809	73	1
1	F	5738	0	5837	85	0
1	G	5721	0	5829	68	0
1	H	5755	0	5861	94	0
1	I	5765	0	5869	106	0
1	J	5724	0	5827	81	0
1	K	5713	0	5817	92	0
1	L	5720	0	5824	91	0
2	D	1	0	0	0	0
2	H	1	0	0	0	0
All	All	68719	0	69970	931	1

The all-atom clashscore is defined as the number of clashes found per 1000 atoms (including hydrogen atoms). The all-atom clashscore for this structure is 7.

All (931) close contacts within the same asymmetric unit are listed below, sorted by their clash magnitude.

Atom-1	Atom-2	Interatomic distance (Å)	Clash overlap (Å)
1:K:428:ASN:HD21	1:K:625:ILE:HG12	1.42	0.83
1:K:636:ASN:HB2	1:K:669:HIS:HD2	1.44	0.82
1:K:425:TYR:OH	1:K:693:ASN:ND2	2.14	0.78
1:I:390:VAL:HA	1:I:420:LEU:HD13	1.64	0.78
1:F:157:PRO:HA	1:F:338:ALA:HA	1.66	0.78
1:I:587:LEU:HD21	1:I:719:THR:HG23	1.68	0.75
1:I:517:ILE:HG23	1:I:518:MET:HG2	1.67	0.75
1:B:72:ASN:HD21	1:B:114:LEU:HA	1.52	0.75
1:B:412:ASP:HB3	1:B:415:VAL:HB	1.69	0.74
1:A:63:ARG:HH22	1:A:156:ILE:HD11	1.53	0.74
1:B:160:HIS:HB3	1:B:163:GLN:HB2	1.67	0.74
1:G:426:LYS:HG3	1:G:591:GLY:HA2	1.68	0.74
1:I:120:ILE:HD11	1:I:146:ILE:HA	1.70	0.73
1:F:266:PRO:HB3	1:F:290:GLU:HB3	1.69	0.73
1:L:636:ASN:HB2	1:L:669:HIS:HD2	1.53	0.72
1:A:579:THR:HG21	1:A:608:GLU:HG2	1.71	0.72
1:H:157:PRO:HA	1:H:338:ALA:HA	1.72	0.72
1:A:174:ILE:HA	1:A:282:MET:HE1	1.70	0.72
1:B:157:PRO:HA	1:B:338:ALA:HA	1.71	0.71
1:E:174:ILE:HA	1:E:282:MET:HE1	1.72	0.71

Continued on next page...

Continued from previous page...

Atom-1	Atom-2	Interatomic distance (Å)	Clash overlap (Å)
1:F:379:ILE:HG13	1:F:380:ILE:HG13	1.73	0.71
1:E:434:ILE:HG23	1:E:752:VAL:HG21	1.71	0.70
1:E:587:LEU:HB3	1:E:716:GLU:HG3	1.74	0.70
1:C:631:LEU:HB3	1:C:648:MET:HE3	1.74	0.70
1:C:30:ALA:HB2	1:D:587:LEU:HD22	1.72	0.70
1:I:432:LYS:HB2	1:J:32:GLN:HG2	1.72	0.70
1:C:32:GLN:HG3	1:D:432:LYS:HD3	1.74	0.70
1:L:120:ILE:HD11	1:L:146:ILE:HA	1.74	0.69
1:L:346:ALA:HA	1:L:349:ARG:HD2	1.74	0.69
1:I:157:PRO:HA	1:I:338:ALA:HA	1.72	0.69
1:A:200:ILE:HA	1:A:203:MET:HE2	1.74	0.68
1:H:218:VAL:HG23	1:H:225:ILE:HB	1.76	0.68
1:F:159:PHE:HB2	1:F:339:ILE:HG13	1.76	0.68
1:I:111:VAL:HG13	1:J:125:ALA:HB1	1.75	0.68
1:D:428:ASN:HD22	1:D:429:LEU:H	1.42	0.68
1:K:398:LYS:HB2	1:K:413:PHE:HZ	1.58	0.67
1:H:722:PRO:HD2	1:H:734:LEU:HD23	1.77	0.67
1:I:386:PRO:HB2	1:I:424:VAL:HG23	1.76	0.67
1:D:734:LEU:HD21	1:D:746:MET:HG3	1.77	0.67
1:C:125:ALA:HB1	1:D:111:VAL:HG13	1.77	0.67
1:B:587:LEU:HD22	1:B:716:GLU:HG2	1.77	0.67
1:G:429:LEU:HD12	1:H:30:ALA:HA	1.77	0.67
1:E:468:ALA:HB2	1:E:751:VAL:HG21	1.77	0.66
1:G:163:GLN:HG2	1:G:197:ALA:HB1	1.77	0.66
1:G:174:ILE:HA	1:G:282:MET:HE1	1.77	0.66
1:K:268:VAL:HB	1:K:292:GLU:HG2	1.76	0.66
1:I:620:VAL:HG13	1:I:625:ILE:HB	1.76	0.66
1:E:429:LEU:HD22	1:F:30:ALA:HA	1.76	0.66
1:K:125:ALA:HB1	1:L:111:VAL:HG13	1.77	0.66
1:D:194:GLY:HA3	1:D:264:SER:HB3	1.76	0.66
1:D:189:ARG:HA	1:D:215:ASN:HB3	1.78	0.66
1:I:368:GLY:HA2	1:I:433:PRO:HB3	1.77	0.65
1:J:619:THR:HA	1:J:622:ARG:HD3	1.78	0.65
1:L:631:LEU:HB3	1:L:648:MET:HE3	1.76	0.65
1:E:285:ALA:HB3	1:E:309:THR:HG22	1.79	0.65
1:G:122:VAL:HG13	1:H:122:VAL:HG13	1.77	0.65
1:H:269:LEU:HB3	1:H:293:ILE:HB	1.78	0.65
1:L:579:THR:HG21	1:L:608:GLU:HA	1.78	0.65
1:G:157:PRO:HA	1:G:338:ALA:HA	1.79	0.65
1:E:29:LEU:HD21	1:F:100:LYS:HB2	1.79	0.65
1:F:460:GLN:HE22	1:F:489:GLN:HG2	1.61	0.64

Continued on next page...

Continued from previous page...

Atom-1	Atom-2	Interatomic distance (Å)	Clash overlap (Å)
1:I:209:LEU:HD11	1:I:349:ARG:HH21	1.63	0.64
1:D:285:ALA:HB1	1:D:292:GLU:H	1.62	0.64
1:H:386:PRO:HB2	1:H:424:VAL:HG13	1.79	0.64
1:C:734:LEU:HD21	1:C:746:MET:HG3	1.79	0.64
1:H:76:VAL:H	1:H:137:ASP:HB3	1.62	0.64
1:H:683:MET:HE1	1:L:519:LYS:HB2	1.78	0.64
1:J:94:LYS:NZ	1:J:161:ASP:OD2	2.29	0.64
1:H:124:ALA:HA	1:H:154:MET:HE3	1.78	0.63
1:A:100:LYS:HG2	1:B:29:LEU:HD23	1.80	0.63
1:D:269:LEU:HB3	1:D:293:ILE:HB	1.79	0.63
1:F:174:ILE:HA	1:F:282:MET:HE1	1.79	0.63
1:C:69:VAL:HG22	1:C:134:ASN:HD22	1.63	0.63
1:L:175:LEU:HD21	1:L:209:LEU:HD13	1.81	0.63
1:F:719:THR:O	1:F:745:ASN:ND2	2.32	0.62
1:H:151:ARG:NH2	1:H:339:ILE:O	2.32	0.62
1:L:157:PRO:HA	1:L:338:ALA:HA	1.81	0.62
1:A:163:GLN:HG3	1:A:164:HIS:CD2	2.35	0.62
1:I:147:GLU:OE2	1:I:163:GLN:NE2	2.33	0.62
1:A:194:GLY:HA3	1:A:264:SER:HB3	1.81	0.62
1:F:169:ILE:HD12	1:F:322:LEU:HD13	1.82	0.62
1:A:301:VAL:HG12	1:A:302:ARG:HG2	1.81	0.62
1:G:175:LEU:HD11	1:G:209:LEU:HD13	1.82	0.62
1:K:122:VAL:HG13	1:L:122:VAL:HG13	1.82	0.62
1:D:324:PHE:CD1	1:D:325:PRO:HD3	2.35	0.61
1:L:159:PHE:HB2	1:L:339:ILE:HD12	1.80	0.61
1:A:271:GLN:HE21	1:A:297:LEU:HB3	1.66	0.61
1:C:269:LEU:HB3	1:C:293:ILE:HB	1.80	0.61
1:I:122:VAL:HG13	1:J:122:VAL:HG13	1.81	0.61
1:F:631:LEU:HB3	1:F:648:MET:HE3	1.82	0.61
1:I:269:LEU:HB3	1:I:293:ILE:HB	1.83	0.61
1:H:718:VAL:HG21	1:H:742:ARG:HG3	1.83	0.61
1:K:636:ASN:HB2	1:K:669:HIS:CD2	2.29	0.61
1:D:120:ILE:HD11	1:D:146:ILE:HA	1.82	0.61
1:F:254:ILE:HG12	1:F:273:MET:HB3	1.83	0.61
1:L:386:PRO:HB2	1:L:424:VAL:HG13	1.83	0.61
1:B:621:ARG:HE	1:B:627:PRO:HG3	1.66	0.60
1:A:29:LEU:HD23	1:B:100:LYS:HD3	1.81	0.60
1:E:634:HIS:O	1:F:704:ARG:NH2	2.34	0.60
1:L:621:ARG:HE	1:L:627:PRO:HG3	1.66	0.60
1:B:622:ARG:HH22	1:B:753:GLU:HG2	1.67	0.60
1:E:567:VAL:HG13	1:E:571:PHE:HD2	1.67	0.60

Continued on next page...

Continued from previous page...

Atom-1	Atom-2	Interatomic distance (Å)	Clash overlap (Å)
1:F:368:GLY:HA2	1:F:437:GLN:HB2	1.84	0.60
1:I:448:PRO:HB3	1:I:536:PRO:HB2	1.82	0.60
1:L:294:LEU:HB2	1:L:297:LEU:HG	1.81	0.60
1:D:596:ALA:HB3	1:D:696:VAL:HA	1.84	0.60
1:G:597:ASP:HB2	1:G:612:ILE:HD13	1.84	0.60
1:I:98:PHE:CD2	1:I:106:VAL:HG21	2.36	0.60
1:H:67:VAL:HG23	1:H:332:LEU:HD11	1.84	0.59
1:A:122:VAL:HG13	1:B:122:VAL:HG13	1.83	0.59
1:G:120:ILE:HD11	1:G:146:ILE:HA	1.83	0.59
1:E:401:MET:HE3	1:E:409:PRO:HB3	1.82	0.59
1:J:157:PRO:HA	1:J:338:ALA:HA	1.84	0.59
1:K:334:VAL:HB	1:K:406:ALA:HB1	1.85	0.59
1:G:69:VAL:HG22	1:G:134:ASN:HD22	1.66	0.59
1:K:174:ILE:HA	1:K:282:MET:HE1	1.84	0.59
1:D:462:LEU:HD23	1:D:467:LEU:HD12	1.84	0.59
1:I:448:PRO:HG2	1:I:554:CYS:HB3	1.84	0.59
1:B:468:ALA:HB2	1:B:751:VAL:HG21	1.84	0.59
1:D:67:VAL:HG23	1:D:332:LEU:HD11	1.84	0.59
1:L:267:LYS:HA	1:L:292:GLU:HA	1.83	0.58
1:A:635:SER:HB2	1:A:640:SER:HB3	1.84	0.58
1:G:634:HIS:O	1:H:704:ARG:NH2	2.36	0.58
1:H:136:GLU:OE1	1:H:161:ASP:HB3	2.04	0.58
1:I:174:ILE:HA	1:I:282:MET:HE1	1.85	0.58
1:J:196:GLY:HA3	1:J:263:CYS:HB3	1.84	0.58
1:L:379:ILE:HG13	1:L:380:ILE:HG13	1.85	0.58
1:L:468:ALA:HB2	1:L:751:VAL:HG21	1.85	0.58
1:J:225:ILE:HD13	1:J:237:LYS:HG3	1.83	0.58
1:C:133:ILE:HB	1:C:158:VAL:HG22	1.85	0.58
1:F:468:ALA:HB2	1:F:751:VAL:HG21	1.86	0.58
1:K:271:GLN:HE21	1:K:297:LEU:HB3	1.68	0.58
1:I:631:LEU:HB3	1:I:648:MET:HE3	1.85	0.58
1:A:217:VAL:HG22	1:A:242:VAL:HG11	1.86	0.58
1:D:323:CYS:SG	1:D:324:PHE:N	2.77	0.57
1:E:157:PRO:HA	1:E:338:ALA:HA	1.86	0.57
1:E:571:PHE:CE2	1:E:731:VAL:HG21	2.39	0.57
1:E:636:ASN:HB2	1:E:669:HIS:ND1	2.19	0.57
1:C:582:ALA:H	1:C:597:ASP:HB2	1.68	0.57
1:H:346:ALA:HA	1:H:349:ARG:HD2	1.87	0.57
1:A:494:VAL:HG13	1:A:495:ASP:H	1.69	0.57
1:C:163:GLN:HG3	1:C:164:HIS:N	2.20	0.57
1:E:120:ILE:HD11	1:E:146:ILE:HA	1.87	0.57

Continued on next page...

Continued from previous page...

Atom-1	Atom-2	Interatomic distance (Å)	Clash overlap (Å)
1:E:631:LEU:HB3	1:E:648:MET:HE3	1.87	0.57
1:J:181:VAL:O	1:J:279:ARG:NH2	2.37	0.57
1:A:631:LEU:HD23	1:A:696:VAL:HB	1.86	0.56
1:B:111:VAL:HG12	1:B:113:GLU:H	1.70	0.56
1:H:98:PHE:CE2	1:H:324:PHE:HE2	2.23	0.56
1:J:285:ALA:HB1	1:J:292:GLU:H	1.71	0.56
1:D:508:LYS:HA	1:D:511:TRP:CD1	2.40	0.56
1:F:270:THR:HG22	1:F:273:MET:HG3	1.85	0.56
1:I:111:VAL:HG12	1:I:113:GLU:H	1.71	0.56
1:B:431:MET:HE3	1:B:745:ASN:HB3	1.87	0.56
1:B:434:ILE:HG23	1:B:752:VAL:HG21	1.86	0.56
1:E:629:VAL:HG21	1:E:662:LEU:HD21	1.88	0.56
1:D:536:PRO:HA	1:D:539:ILE:HD12	1.87	0.56
1:E:429:LEU:C	1:E:431:MET:H	2.13	0.56
1:L:334:VAL:HB	1:L:406:ALA:HB1	1.86	0.56
1:K:194:GLY:HA3	1:K:264:SER:HB3	1.88	0.56
1:L:734:LEU:HD21	1:L:746:MET:HG3	1.88	0.56
1:C:437:GLN:HA	1:C:440:LYS:HD2	1.88	0.56
1:E:169:ILE:HD11	1:E:323:CYS:HB3	1.87	0.56
1:E:429:LEU:O	1:E:431:MET:N	2.39	0.56
1:B:567:VAL:HG13	1:B:571:PHE:HD2	1.71	0.56
1:J:468:ALA:HB2	1:J:751:VAL:HG21	1.88	0.55
1:H:175:LEU:HD11	1:H:209:LEU:HD13	1.87	0.55
1:I:271:GLN:HB3	1:I:301:VAL:HG11	1.88	0.55
1:D:428:ASN:HD22	1:D:429:LEU:N	2.04	0.55
1:F:324:PHE:CD1	1:F:325:PRO:HD3	2.41	0.55
1:B:174:ILE:HA	1:B:282:MET:HE1	1.88	0.55
1:L:115:ASP:HB3	1:L:118:LYS:HB2	1.87	0.55
1:F:275:LYS:HA	1:F:302:ARG:HD3	1.88	0.55
1:H:220:ASP:HB3	1:H:229:ARG:HH12	1.70	0.55
1:I:122:VAL:HA	1:J:122:VAL:HG22	1.88	0.55
1:G:70:ILE:HG12	1:G:109:ILE:HB	1.88	0.55
1:I:181:VAL:HG23	1:I:183:LYS:H	1.72	0.55
1:J:334:VAL:HB	1:J:406:ALA:HB1	1.89	0.55
1:L:448:PRO:HG2	1:L:554:CYS:HB3	1.88	0.55
1:C:567:VAL:HG13	1:C:571:PHE:HD2	1.71	0.55
1:I:159:PHE:HB2	1:I:339:ILE:HD12	1.88	0.55
1:D:157:PRO:HA	1:D:338:ALA:HA	1.89	0.55
1:K:635:SER:HB2	1:K:640:SER:HB3	1.89	0.55
1:K:124:ALA:HA	1:K:154:MET:HE3	1.89	0.55
1:H:120:ILE:HD11	1:H:146:ILE:HA	1.88	0.54

Continued on next page...

Continued from previous page...

Atom-1	Atom-2	Interatomic distance (Å)	Clash overlap (Å)
1:H:621:ARG:HE	1:H:627:PRO:HG3	1.72	0.54
1:J:451:GLU:O	1:J:482:ARG:NH1	2.40	0.54
1:G:631:LEU:HB3	1:G:648:MET:HE3	1.88	0.54
1:A:718:VAL:HG11	1:A:741:ARG:HD3	1.88	0.54
1:G:465:LEU:HD21	1:H:33:ARG:HD2	1.89	0.54
1:K:111:VAL:HG13	1:L:125:ALA:HB1	1.89	0.54
1:L:567:VAL:HG13	1:L:571:PHE:HD2	1.71	0.54
1:B:389:ILE:O	1:B:420:LEU:HD23	2.08	0.54
1:G:334:VAL:HB	1:G:406:ALA:HB1	1.90	0.54
1:I:163:GLN:NE2	1:I:164:HIS:HD2	2.05	0.54
1:I:636:ASN:HB2	1:I:669:HIS:CD2	2.43	0.54
1:A:169:ILE:HD11	1:A:323:CYS:HB3	1.90	0.54
1:C:465:LEU:HD21	1:D:33:ARG:HB2	1.88	0.54
1:K:398:LYS:HB2	1:K:413:PHE:CZ	2.41	0.54
1:B:734:LEU:HD21	1:B:746:MET:HG3	1.90	0.54
1:I:178:LEU:HA	1:I:181:VAL:HG22	1.90	0.54
1:J:174:ILE:HA	1:J:282:MET:HE1	1.89	0.54
1:K:176:ASN:HD21	1:K:352:ALA:HB1	1.73	0.54
1:B:189:ARG:HA	1:B:215:ASN:HB3	1.90	0.54
1:G:169:ILE:HD11	1:G:323:CYS:HB3	1.90	0.54
1:G:585:ALA:HB3	1:G:720:VAL:HB	1.89	0.54
1:G:632:LEU:HD11	1:G:695:LEU:HD13	1.89	0.54
1:J:190:MET:HG3	1:J:259:ILE:HB	1.89	0.54
1:C:340:ASN:HD21	1:C:342:GLU:HB2	1.73	0.53
1:K:379:ILE:HG13	1:K:380:ILE:HG23	1.90	0.53
1:K:593:THR:HG22	1:K:693:ASN:HA	1.90	0.53
1:C:631:LEU:HD23	1:C:696:VAL:HB	1.90	0.53
1:D:598:THR:HG22	1:D:703:ALA:HB1	1.90	0.53
1:E:543:MET:HE2	1:E:549:ALA:HB2	1.89	0.53
1:I:163:GLN:HE22	1:I:164:HIS:HD2	1.57	0.53
1:A:196:GLY:HA3	1:A:263:CYS:HB2	1.89	0.53
1:C:711:ARG:HH22	1:C:737:ILE:HD12	1.73	0.53
1:F:567:VAL:HG13	1:F:571:PHE:HD2	1.72	0.53
1:J:596:ALA:HB3	1:J:696:VAL:HA	1.90	0.53
1:J:269:LEU:HB3	1:J:293:ILE:HB	1.90	0.53
1:B:688:LEU:HD21	1:B:692:ALA:HB2	1.91	0.53
1:A:70:ILE:HG12	1:A:109:ILE:HB	1.91	0.53
1:C:190:MET:HG3	1:C:259:ILE:HB	1.89	0.53
1:D:454:ARG:NH1	1:D:736:PRO:O	2.38	0.53
1:H:631:LEU:HB3	1:H:648:MET:HE3	1.90	0.53
1:I:422:GLU:C	1:I:426:LYS:HZ2	2.17	0.53

Continued on next page...

Continued from previous page...

Atom-1	Atom-2	Interatomic distance (Å)	Clash overlap (Å)
1:E:217:VAL:HG22	1:E:242:VAL:HG11	1.91	0.53
1:E:465:LEU:HD11	1:F:33:ARG:HD2	1.90	0.53
1:G:631:LEU:HD23	1:G:696:VAL:HB	1.90	0.53
1:A:631:LEU:HB3	1:A:648:MET:HE3	1.90	0.53
1:B:448:PRO:HG2	1:B:554:CYS:HB3	1.92	0.52
1:I:63:ARG:HH12	1:I:128:PRO:HA	1.74	0.52
1:E:175:LEU:HD11	1:E:209:LEU:HD13	1.92	0.52
1:F:68:ALA:HB3	1:F:133:ILE:HD13	1.91	0.52
1:G:697:MET:HG3	1:G:703:ALA:HB2	1.91	0.52
1:J:438:ALA:HB3	1:J:467:LEU:HD22	1.90	0.52
1:B:459:THR:HG23	1:B:470:PRO:HG2	1.91	0.52
1:C:697:MET:HG3	1:C:703:ALA:HB2	1.92	0.52
1:J:430:PHE:HE2	1:J:720:VAL:HG11	1.74	0.52
1:F:160:HIS:HB3	1:F:163:GLN:HB2	1.90	0.52
1:I:313:ASP:OD1	1:I:313:ASP:N	2.42	0.52
1:F:72:ASN:HD21	1:F:138:ILE:HG23	1.74	0.52
1:G:88:LYS:HE2	1:H:63:ARG:HB2	1.92	0.52
1:D:174:ILE:HA	1:D:282:MET:HE1	1.91	0.52
1:H:334:VAL:HB	1:H:406:ALA:HB1	1.90	0.52
1:B:120:ILE:HD11	1:B:146:ILE:HA	1.91	0.52
1:D:192:VAL:HG21	1:D:203:MET:HE2	1.90	0.52
1:J:217:VAL:HG22	1:J:242:VAL:HG11	1.90	0.52
1:B:334:VAL:HB	1:B:406:ALA:HB1	1.92	0.52
1:J:323:CYS:SG	1:J:324:PHE:N	2.83	0.52
1:K:25:PRO:HD3	1:L:99:LYS:HG2	1.92	0.52
1:L:721:GLY:HA2	1:L:742:ARG:NH1	2.24	0.52
1:B:275:LYS:HA	1:B:302:ARG:HD3	1.91	0.52
1:D:574:ARG:HG2	1:D:575:ASP:H	1.75	0.52
1:F:462:LEU:HD23	1:F:467:LEU:HD12	1.91	0.52
1:H:218:VAL:HG11	1:H:240:TYR:HB3	1.92	0.52
1:H:494:VAL:HG23	1:H:495:ASP:H	1.73	0.52
1:C:196:GLY:HA3	1:C:263:CYS:SG	2.50	0.51
1:C:468:ALA:HB2	1:C:751:VAL:HG21	1.92	0.51
1:E:124:ALA:HA	1:E:154:MET:HE3	1.91	0.51
1:L:333:ASP:OD2	1:L:416:TYR:OH	2.12	0.51
1:B:448:PRO:HB3	1:B:536:PRO:HB2	1.91	0.51
1:E:323:CYS:SG	1:E:324:PHE:N	2.83	0.51
1:J:443:LYS:HB2	1:J:751:VAL:HG13	1.91	0.51
1:K:511:TRP:HB3	1:K:532:LEU:HD22	1.92	0.51
1:L:460:GLN:NE2	1:L:490:ILE:HG23	2.25	0.51
1:A:683:MET:HE2	1:E:520:ARG:HH21	1.75	0.51

Continued on next page...

Continued from previous page...

Atom-1	Atom-2	Interatomic distance (Å)	Clash overlap (Å)
1:C:428:ASN:HD22	1:C:625:ILE:HG12	1.76	0.51
1:I:189:ARG:HG3	1:I:215:ASN:HA	1.91	0.51
1:L:340:ASN:ND2	1:L:343:MET:SD	2.84	0.51
1:A:19:GLY:HA3	1:B:62:ALA:HB2	1.93	0.51
1:D:444:ARG:HG3	1:D:469:LYS:HG3	1.92	0.51
1:E:580:ALA:HB3	1:E:600:VAL:HG11	1.92	0.51
1:E:734:LEU:HD21	1:E:746:MET:HG3	1.92	0.51
1:G:111:VAL:HG13	1:H:125:ALA:HB1	1.90	0.51
1:K:189:ARG:HA	1:K:215:ASN:HB3	1.92	0.51
1:C:571:PHE:CE2	1:C:731:VAL:HG21	2.46	0.51
1:D:343:MET:HE3	1:D:396:VAL:HG13	1.93	0.51
1:K:122:VAL:HG22	1:L:122:VAL:HA	1.91	0.51
1:H:76:VAL:N	1:H:137:ASP:HB3	2.25	0.51
1:I:454:ARG:HH21	1:I:556:THR:HG22	1.76	0.51
1:B:67:VAL:HG23	1:B:332:LEU:HD11	1.92	0.51
1:K:135:LEU:HB2	1:K:160:HIS:HB3	1.92	0.51
1:C:175:LEU:HD11	1:C:209:LEU:HD13	1.93	0.51
1:F:571:PHE:CE2	1:F:731:VAL:HG21	2.44	0.51
1:I:321:VAL:HA	1:I:324:PHE:CE2	2.46	0.51
1:I:334:VAL:HB	1:I:406:ALA:HB1	1.93	0.51
1:J:224:VAL:HG22	1:J:248:ARG:HA	1.93	0.51
1:L:434:ILE:HG23	1:L:752:VAL:HG21	1.93	0.51
1:L:443:LYS:HB2	1:L:751:VAL:HG13	1.92	0.51
1:K:434:ILE:HB	1:K:752:VAL:HG21	1.93	0.51
1:L:447:LEU:HD13	1:L:455:VAL:HG13	1.92	0.51
1:F:104:ILE:HD11	1:F:329:ARG:HA	1.92	0.51
1:F:301:VAL:HG23	1:F:302:ARG:HG2	1.93	0.51
1:K:597:ASP:HB2	1:K:612:ILE:HD13	1.93	0.51
1:L:511:TRP:HB3	1:L:532:LEU:HD12	1.93	0.50
1:L:571:PHE:CE2	1:L:731:VAL:HG21	2.46	0.50
1:B:426:LYS:HG2	1:B:427:THR:N	2.26	0.50
1:F:747:VAL:O	1:F:751:VAL:HG23	2.11	0.50
1:H:445:VAL:HG22	1:H:551:ALA:HB3	1.93	0.50
1:I:442:PRO:HB3	1:I:468:ALA:HA	1.92	0.50
1:I:293:ILE:HD13	1:I:298:ALA:HB2	1.93	0.50
1:J:367:TYR:OH	1:J:753:GLU:HA	2.12	0.50
1:K:160:HIS:NE2	1:K:164:HIS:HD2	2.08	0.50
1:D:490:ILE:HD12	1:D:496:PHE:CE1	2.46	0.50
1:I:14:GLU:HG3	1:J:59:LYS:HG2	1.93	0.50
1:I:747:VAL:O	1:I:751:VAL:HG23	2.12	0.50
1:C:184:ASN:O	1:C:188:VAL:HG13	2.12	0.50

Continued on next page...

Continued from previous page...

Atom-1	Atom-2	Interatomic distance (Å)	Clash overlap (Å)
1:C:629:VAL:HB	1:C:664:ILE:HB	1.94	0.50
1:D:98:PHE:CD2	1:D:106:VAL:HG21	2.46	0.50
1:D:636:ASN:H	1:D:639:SER:HB3	1.76	0.50
1:E:196:GLY:HA3	1:E:263:CYS:HB2	1.93	0.50
1:H:174:ILE:HD13	1:H:206:LEU:HD11	1.93	0.50
1:H:271:GLN:HB3	1:H:301:VAL:HG11	1.93	0.50
1:B:571:PHE:CE2	1:B:731:VAL:HG21	2.45	0.50
1:H:428:ASN:HB3	1:H:592:ASN:ND2	2.25	0.50
1:J:707:TYR:OH	1:J:742:ARG:NH2	2.44	0.50
1:A:444:ARG:HB2	1:A:550:ASP:H	1.76	0.50
1:D:386:PRO:HB2	1:D:424:VAL:HG13	1.93	0.50
1:L:632:LEU:HD11	1:L:695:LEU:HD13	1.94	0.50
1:J:283:ILE:HB	1:J:307:ILE:HG23	1.94	0.50
1:L:176:ASN:HD21	1:L:352:ALA:HA	1.76	0.50
1:L:700:MET:SD	1:L:704:ARG:NH2	2.85	0.50
1:C:721:GLY:HA2	1:C:742:ARG:HH11	1.77	0.50
1:D:367:TYR:CE2	1:D:622:ARG:HD3	2.47	0.50
1:G:217:VAL:HG22	1:G:242:VAL:HG21	1.94	0.50
1:I:401:MET:HE1	1:I:409:PRO:HA	1.92	0.49
1:I:462:LEU:HD23	1:I:467:LEU:HD12	1.93	0.49
1:B:100:LYS:HE3	1:B:427:THR:OG1	2.12	0.49
1:D:597:ASP:HB2	1:D:612:ILE:HD13	1.94	0.49
1:F:194:GLY:HA3	1:F:264:SER:HB3	1.94	0.49
1:G:135:LEU:HB2	1:G:160:HIS:HA	1.94	0.49
1:G:196:GLY:HA3	1:G:263:CYS:SG	2.52	0.49
1:G:445:VAL:HG22	1:G:551:ALA:HB3	1.94	0.49
1:I:417:ILE:HA	1:I:420:LEU:HD12	1.94	0.49
1:I:571:PHE:CE2	1:I:731:VAL:HG21	2.48	0.49
1:K:510:TYR:HB2	1:K:532:LEU:HD21	1.95	0.49
1:A:67:VAL:HG23	1:A:332:LEU:HD11	1.94	0.49
1:A:459:THR:HG23	1:A:470:PRO:HG2	1.94	0.49
1:A:629:VAL:HB	1:A:664:ILE:HB	1.94	0.49
1:D:175:LEU:HD11	1:D:209:LEU:HD13	1.95	0.49
1:E:301:VAL:HG12	1:E:302:ARG:HG2	1.93	0.49
1:I:107:PHE:HB2	1:I:130:PHE:HE1	1.76	0.49
1:F:251:ASP:O	1:F:254:ILE:HG22	2.13	0.49
1:H:697:MET:HG3	1:H:703:ALA:HB2	1.94	0.49
1:K:336:ALA:HA	1:K:406:ALA:HA	1.93	0.49
1:K:739:SER:O	1:K:743:ILE:HG13	2.12	0.49
1:A:111:VAL:HG13	1:B:125:ALA:HB1	1.95	0.49
1:A:127:GLU:HB2	1:A:154:MET:HE3	1.95	0.49

Continued on next page...

Continued from previous page...

Atom-1	Atom-2	Interatomic distance (Å)	Clash overlap (Å)
1:H:707:TYR:OH	1:H:742:ARG:NH2	2.45	0.49
1:K:29:LEU:HD21	1:L:96:VAL:HG13	1.93	0.49
1:H:174:ILE:HA	1:H:282:MET:HE1	1.95	0.49
1:H:367:TYR:CE1	1:H:622:ARG:HD3	2.48	0.49
1:J:430:PHE:CE2	1:J:720:VAL:HG11	2.48	0.49
1:C:289:PRO:O	1:C:311:ARG:HD2	2.12	0.49
1:G:120:ILE:HG12	1:G:150:LEU:HG	1.94	0.49
1:J:448:PRO:HG2	1:J:554:CYS:HB3	1.94	0.49
1:A:637:PHE:CZ	1:A:668:MET:HE2	2.48	0.49
1:H:213:LYS:HD3	1:H:216:ILE:HD12	1.95	0.49
1:H:271:GLN:HE21	1:H:297:LEU:HD13	1.78	0.49
1:H:412:ASP:HB3	1:H:415:VAL:HG22	1.95	0.49
1:K:587:LEU:HB3	1:K:716:GLU:HB2	1.93	0.49
1:I:273:MET:HA	1:I:276:LYS:HD2	1.95	0.48
1:I:275:LYS:HA	1:I:302:ARG:HD3	1.95	0.48
1:B:224:VAL:HB	1:B:248:ARG:HA	1.94	0.48
1:B:679:ARG:HH22	1:B:690:GLY:H	1.61	0.48
1:K:68:ALA:HB3	1:K:133:ILE:HD13	1.95	0.48
1:K:330:GLY:O	1:K:334:VAL:HG22	2.13	0.48
1:A:125:ALA:HB1	1:B:111:VAL:HG13	1.93	0.48
1:I:115:ASP:HB3	1:I:118:LYS:HB2	1.96	0.48
1:C:343:MET:HE3	1:C:396:VAL:HG13	1.95	0.48
1:D:226:TYR:CD2	1:D:229:ARG:HG3	2.47	0.48
1:D:285:ALA:O	1:D:309:THR:HA	2.13	0.48
1:I:567:VAL:HG13	1:I:571:PHE:HD2	1.78	0.48
1:K:626:GLU:O	1:K:693:ASN:ND2	2.44	0.48
1:L:160:HIS:HB3	1:L:163:GLN:HB2	1.95	0.48
1:A:683:MET:HE3	1:A:685:ASP:HB2	1.94	0.48
1:C:6:LYS:HG2	1:D:45:ALA:HB2	1.96	0.48
1:D:76:VAL:HG13	1:D:79:LEU:HB2	1.94	0.48
1:D:631:LEU:HB3	1:D:648:MET:HE3	1.96	0.48
1:H:632:LEU:HD11	1:H:695:LEU:HB3	1.94	0.48
1:K:451:GLU:O	1:K:482:ARG:NH1	2.46	0.48
1:D:628:ARG:HG2	1:D:663:MET:SD	2.53	0.48
1:E:100:LYS:HE2	1:E:429:LEU:HD21	1.96	0.48
1:E:508:LYS:HA	1:E:511:TRP:CD1	2.49	0.48
1:E:269:LEU:HB3	1:E:293:ILE:HB	1.96	0.48
1:F:506:ARG:NH1	1:F:548:GLU:OE1	2.47	0.48
1:G:124:ALA:HA	1:G:154:MET:HE3	1.95	0.48
1:A:32:GLN:HG3	1:B:432:LYS:HD2	1.96	0.48
1:D:278:ALA:O	1:D:302:ARG:NH2	2.40	0.48

Continued on next page...

Continued from previous page...

Atom-1	Atom-2	Interatomic distance (Å)	Clash overlap (Å)
1:G:122:VAL:HA	1:H:122:VAL:HG22	1.95	0.48
1:H:448:PRO:HG2	1:H:554:CYS:HB3	1.96	0.48
1:I:413:PHE:O	1:I:417:ILE:HG12	2.14	0.48
1:L:449:GLU:HG2	1:L:557:VAL:HG22	1.96	0.48
1:A:168:ILE:HG23	1:A:348:VAL:HG23	1.96	0.48
1:A:605:ASP:HB3	1:A:608:GLU:HG3	1.96	0.48
1:C:502:GLU:HA	1:C:533:ILE:HG23	1.96	0.48
1:C:635:SER:HB2	1:C:640:SER:HB3	1.96	0.48
1:E:629:VAL:O	1:E:664:ILE:HA	2.14	0.48
1:E:637:PHE:CZ	1:E:668:MET:HE2	2.49	0.48
1:I:508:LYS:HA	1:I:511:TRP:CD1	2.49	0.48
1:I:571:PHE:HE2	1:I:731:VAL:HG21	1.79	0.48
1:K:217:VAL:HG11	1:K:253:VAL:HG11	1.94	0.48
1:K:269:LEU:HB3	1:K:293:ILE:HB	1.96	0.48
1:J:324:PHE:CD2	1:J:325:PRO:HD3	2.49	0.47
1:A:734:LEU:HD21	1:A:746:MET:HG3	1.95	0.47
1:C:191:VAL:HG11	1:C:254:ILE:HD12	1.96	0.47
1:H:743:ILE:O	1:H:747:VAL:HG23	2.14	0.47
1:I:389:ILE:HG12	1:I:420:LEU:HD22	1.95	0.47
1:L:274:VAL:O	1:L:302:ARG:NH1	2.47	0.47
1:G:98:PHE:CD2	1:G:106:VAL:HG21	2.50	0.47
1:H:474:GLY:O	1:H:500:ASN:HA	2.14	0.47
1:K:67:VAL:HG23	1:K:332:LEU:HD11	1.96	0.47
1:B:632:LEU:HD11	1:B:695:LEU:HD13	1.95	0.47
1:C:122:VAL:HG13	1:D:122:VAL:HG13	1.96	0.47
1:E:490:ILE:HD12	1:E:496:PHE:CE1	2.49	0.47
1:K:65:ASN:HA	1:K:332:LEU:HD13	1.94	0.47
1:E:334:VAL:HB	1:E:406:ALA:HB1	1.96	0.47
1:F:189:ARG:HA	1:F:215:ASN:HB3	1.96	0.47
1:I:160:HIS:HB3	1:I:163:GLN:CG	2.44	0.47
1:J:124:ALA:HA	1:J:154:MET:HE3	1.96	0.47
1:K:631:LEU:HB3	1:K:648:MET:HE3	1.96	0.47
1:L:324:PHE:CD2	1:L:325:PRO:HD3	2.49	0.47
1:L:508:LYS:HA	1:L:511:TRP:CD1	2.48	0.47
1:E:122:VAL:HG13	1:F:122:VAL:HG13	1.95	0.47
1:I:379:ILE:HG13	1:I:380:ILE:HG13	1.96	0.47
1:I:398:LYS:HB2	1:I:413:PHE:HZ	1.79	0.47
1:K:157:PRO:HA	1:K:338:ALA:HA	1.96	0.47
1:A:157:PRO:HA	1:A:338:ALA:HA	1.97	0.47
1:A:465:LEU:HD21	1:B:33:ARG:HD2	1.97	0.47
1:B:417:ILE:O	1:B:421:THR:HG23	2.13	0.47

Continued on next page...

Continued from previous page...

Atom-1	Atom-2	Interatomic distance (Å)	Clash overlap (Å)
1:B:594:PHE:N	1:B:693:ASN:O	2.45	0.47
1:E:671:ASP:H	1:F:708:ASN:HB3	1.78	0.47
1:F:629:VAL:HG22	1:F:694:ILE:HD12	1.96	0.47
1:G:379:ILE:HG13	1:G:380:ILE:HG13	1.96	0.47
1:H:189:ARG:HA	1:H:215:ASN:HB3	1.96	0.47
1:H:206:LEU:HB3	1:H:211:LEU:HD22	1.96	0.47
1:H:511:TRP:N	1:H:532:LEU:HD11	2.30	0.47
1:J:40:SER:HA	1:J:41:PRO:HA	1.69	0.47
1:L:594:PHE:N	1:L:693:ASN:O	2.44	0.47
1:B:68:ALA:HB3	1:B:133:ILE:HD13	1.97	0.47
1:G:584:ASN:HB3	1:G:707:TYR:CE1	2.50	0.47
1:K:120:ILE:HD11	1:K:146:ILE:HA	1.96	0.47
1:C:157:PRO:HA	1:C:338:ALA:HA	1.97	0.47
1:D:410:ILE:O	1:D:410:ILE:HG13	2.14	0.47
1:K:122:VAL:HA	1:L:122:VAL:HG22	1.96	0.47
1:K:175:LEU:HD11	1:K:209:LEU:HD13	1.97	0.47
1:L:718:VAL:HG11	1:L:741:ARG:HG2	1.96	0.47
1:B:317:GLN:NE2	1:B:383:PRO:HG2	2.30	0.46
1:D:447:LEU:HD13	1:D:455:VAL:HG13	1.97	0.46
1:D:710:LEU:O	1:D:714:SER:HB3	2.15	0.46
1:F:688:LEU:HD21	1:F:692:ALA:HB2	1.97	0.46
1:C:711:ARG:NH2	1:C:737:ILE:HD12	2.30	0.46
1:E:26:THR:HG22	1:F:22:GLN:OE1	2.15	0.46
1:E:747:VAL:O	1:E:751:VAL:HG23	2.16	0.46
1:F:95:GLY:HA2	1:F:106:VAL:HG21	1.98	0.46
1:J:98:PHE:CD2	1:J:106:VAL:HG21	2.50	0.46
1:B:582:ALA:HA	1:B:723:VAL:O	2.15	0.46
1:D:637:PHE:CZ	1:D:668:MET:HE2	2.50	0.46
1:D:563:HIS:O	1:D:567:VAL:HG23	2.16	0.46
1:D:632:LEU:O	1:D:648:MET:HE2	2.15	0.46
1:F:259:ILE:HG23	1:F:282:MET:HB2	1.97	0.46
1:F:367:TYR:CD2	1:F:622:ARG:HB3	2.51	0.46
1:G:67:VAL:HG23	1:G:332:LEU:HD11	1.96	0.46
1:H:428:ASN:HB3	1:H:592:ASN:HD21	1.81	0.46
1:E:460:GLN:OE1	1:E:490:ILE:HG23	2.15	0.46
1:E:739:SER:O	1:E:743:ILE:HG13	2.15	0.46
1:H:98:PHE:HD1	1:H:104:ILE:HB	1.79	0.46
1:J:183:LYS:NZ	1:J:279:ARG:O	2.43	0.46
1:F:74:THR:HB	1:F:139:LYS:HB3	1.98	0.46
1:H:321:VAL:HA	1:H:324:PHE:CD1	2.51	0.46
1:I:206:LEU:HB3	1:I:211:LEU:HD22	1.96	0.46

Continued on next page...

Continued from previous page...

Atom-1	Atom-2	Interatomic distance (Å)	Clash overlap (Å)
1:I:613:THR:HG23	1:I:629:VAL:HG11	1.97	0.46
1:J:212:GLN:HB3	1:J:214:HIS:CE1	2.50	0.46
1:L:98:PHE:CD2	1:L:106:VAL:HG21	2.50	0.46
1:A:585:ALA:HB3	1:A:720:VAL:HG22	1.97	0.46
1:B:637:PHE:CZ	1:B:668:MET:HE2	2.51	0.46
1:C:27:LYS:HE2	1:D:19:GLY:O	2.15	0.46
1:F:386:PRO:HB2	1:F:424:VAL:HG13	1.98	0.46
1:G:438:ALA:HB3	1:G:467:LEU:HD22	1.96	0.46
1:I:416:TYR:CZ	1:I:420:LEU:HD21	2.50	0.46
1:I:637:PHE:CZ	1:I:668:MET:HE2	2.51	0.46
1:K:448:PRO:HB3	1:K:536:PRO:HB2	1.98	0.46
1:K:711:ARG:NH1	1:K:742:ARG:HH12	2.13	0.46
1:B:29:LEU:HD11	1:B:35:LEU:HA	1.98	0.46
1:G:467:LEU:HD13	1:G:748:ALA:HB2	1.97	0.46
1:L:699:ASN:ND2	1:L:701:GLU:HB3	2.30	0.46
1:C:122:VAL:HG22	1:D:122:VAL:HA	1.98	0.46
1:G:571:PHE:CE2	1:G:731:VAL:HG21	2.51	0.46
1:K:631:LEU:HD23	1:K:696:VAL:HB	1.98	0.46
1:A:98:PHE:CD2	1:A:106:VAL:HG21	2.51	0.45
1:B:631:LEU:HD23	1:B:696:VAL:HB	1.98	0.45
1:G:288:ASN:HA	1:G:289:PRO:HA	1.72	0.45
1:I:68:ALA:HB3	1:I:133:ILE:HD13	1.98	0.45
1:J:416:TYR:HA	1:J:419:LYS:HE2	1.98	0.45
1:L:219:CYS:SG	1:L:224:VAL:HG22	2.56	0.45
1:A:444:ARG:NE	1:A:548:GLU:O	2.48	0.45
1:A:494:VAL:HG13	1:A:495:ASP:N	2.32	0.45
1:B:398:LYS:HD2	1:B:413:PHE:CZ	2.51	0.45
1:H:430:PHE:O	1:H:434:ILE:HG13	2.17	0.45
1:K:46:PRO:O	1:K:50:ILE:HG13	2.16	0.45
1:C:63:ARG:NH1	1:C:128:PRO:O	2.49	0.45
1:E:101:PHE:HE2	1:E:384:PHE:HA	1.82	0.45
1:E:285:ALA:HB1	1:E:292:GLU:H	1.81	0.45
1:F:4:GLN:HE22	1:F:460:GLN:HG2	1.81	0.45
1:H:46:PRO:O	1:H:50:ILE:HG13	2.16	0.45
1:J:160:HIS:CG	1:J:163:GLN:HE21	2.35	0.45
1:J:183:LYS:HE3	1:J:279:ARG:HH21	1.81	0.45
1:B:393:ALA:HB3	1:B:420:LEU:HD21	1.99	0.45
1:D:113:GLU:HG2	1:D:118:LYS:HB3	1.99	0.45
1:J:439:ARG:HH21	1:J:465:LEU:HD22	1.82	0.45
1:L:519:LYS:HG3	1:L:520:ARG:HG2	1.98	0.45
1:A:109:ILE:HD11	1:A:130:PHE:CZ	2.52	0.45

Continued on next page...

Continued from previous page...

Atom-1	Atom-2	Interatomic distance (Å)	Clash overlap (Å)
1:B:29:LEU:HA	1:B:34:ASP:HB3	1.99	0.45
1:B:389:ILE:HG13	1:B:420:LEU:HG	1.98	0.45
1:E:707:TYR:OH	1:E:742:ARG:NH2	2.49	0.45
1:F:734:LEU:HD21	1:F:746:MET:HG3	1.99	0.45
1:H:219:CYS:HA	1:H:224:VAL:HA	1.98	0.45
1:A:184:ASN:O	1:A:188:VAL:HG13	2.17	0.45
1:A:682:ARG:CZ	1:E:524:THR:HG22	2.47	0.45
1:D:432:LYS:HE2	1:D:432:LYS:HB3	1.81	0.45
1:F:273:MET:HA	1:F:276:LYS:HD2	1.97	0.45
1:K:32:GLN:HB2	1:L:429:LEU:HD21	1.99	0.45
1:K:721:GLY:HA2	1:K:742:ARG:HE	1.81	0.45
1:L:604:PRO:HB2	1:L:609:LEU:HG	1.98	0.45
1:A:611:GLU:O	1:A:615:MET:HG3	2.17	0.45
1:C:67:VAL:O	1:C:106:VAL:HA	2.17	0.45
1:F:282:MET:HE2	1:F:282:MET:HB3	1.84	0.45
1:J:67:VAL:HG23	1:J:332:LEU:HD11	1.97	0.45
1:G:434:ILE:HG23	1:G:752:VAL:HG21	1.98	0.45
1:G:671:ASP:OD1	1:G:671:ASP:N	2.49	0.45
1:J:330:GLY:O	1:J:334:VAL:HG22	2.16	0.45
1:J:711:ARG:HH11	1:J:742:ARG:HH12	1.65	0.45
1:K:324:PHE:CD2	1:K:325:PRO:HD3	2.51	0.45
1:L:584:ASN:HB3	1:L:707:TYR:CE1	2.52	0.45
1:L:632:LEU:O	1:L:648:MET:HE2	2.17	0.45
1:A:468:ALA:HB2	1:A:751:VAL:HG21	1.98	0.45
1:C:98:PHE:CE1	1:C:325:PRO:HA	2.52	0.45
1:G:722:PRO:HD3	1:G:742:ARG:NH2	2.32	0.45
1:I:452:GLU:HG2	1:I:556:THR:HG21	1.99	0.45
1:K:438:ALA:HB3	1:K:467:LEU:HD22	1.99	0.45
1:K:596:ALA:HB3	1:K:696:VAL:HA	1.98	0.45
1:L:98:PHE:O	1:L:103:GLY:N	2.50	0.45
1:C:217:VAL:HG22	1:C:242:VAL:HG11	1.98	0.45
1:D:192:VAL:HG11	1:D:199:ALA:HB1	1.99	0.45
1:F:175:LEU:HD21	1:F:209:LEU:HD13	1.98	0.45
1:B:329:ARG:HG2	1:B:389:ILE:HD11	2.00	0.44
1:C:40:SER:HA	1:C:41:PRO:HA	1.73	0.44
1:D:588:LEU:HD12	1:D:593:THR:HB	1.98	0.44
1:I:88:LYS:HB3	1:I:89:PRO:HD3	1.99	0.44
1:A:13:HIS:HB3	1:B:60:TYR:HB3	1.99	0.44
1:A:29:LEU:O	1:B:100:LYS:NZ	2.42	0.44
1:C:269:LEU:HD23	1:C:293:ILE:HG21	2.00	0.44
1:D:747:VAL:O	1:D:751:VAL:HG23	2.18	0.44

Continued on next page...

Continued from previous page...

Atom-1	Atom-2	Interatomic distance (Å)	Clash overlap (Å)
1:E:741:ARG:NH2	1:F:34:ASP:OD1	2.50	0.44
1:H:169:ILE:HG21	1:H:318:VAL:HG13	2.00	0.44
1:H:321:VAL:HA	1:H:324:PHE:CE1	2.51	0.44
1:H:526:GLU:O	1:H:530:ARG:HG2	2.17	0.44
1:I:417:ILE:O	1:I:421:THR:HG23	2.17	0.44
1:J:67:VAL:O	1:J:106:VAL:HA	2.17	0.44
1:K:200:ILE:HA	1:K:203:MET:HE2	1.98	0.44
1:L:686:SER:O	1:L:689:LYS:HE3	2.16	0.44
1:A:334:VAL:HB	1:A:406:ALA:HB1	1.98	0.44
1:F:67:VAL:HG22	1:F:132:GLY:HA3	1.99	0.44
1:G:621:ARG:HE	1:G:627:PRO:HG3	1.83	0.44
1:H:468:ALA:HB2	1:H:751:VAL:HG21	1.98	0.44
1:H:594:PHE:N	1:H:693:ASN:O	2.51	0.44
1:L:446:VAL:HG22	1:L:471:ILE:HB	1.99	0.44
1:A:432:LYS:NZ	1:B:32:GLN:OE1	2.50	0.44
1:B:508:LYS:HA	1:B:511:TRP:CD1	2.53	0.44
1:C:556:THR:O	1:C:736:PRO:HA	2.17	0.44
1:D:254:ILE:HD12	1:D:254:ILE:HA	1.87	0.44
1:D:641:ASP:CG	1:D:641:ASP:O	2.61	0.44
1:H:571:PHE:CE2	1:H:731:VAL:HG21	2.52	0.44
1:I:39:TYR:OH	1:J:94:LYS:HE2	2.17	0.44
1:I:584:ASN:HD21	1:I:722:PRO:HG3	1.82	0.44
1:J:571:PHE:CE2	1:J:731:VAL:HG21	2.51	0.44
1:B:605:ASP:HB3	1:B:608:GLU:HG3	1.99	0.44
1:D:73:GLY:O	1:D:81:ASN:HA	2.16	0.44
1:G:468:ALA:HB2	1:G:751:VAL:HG21	1.98	0.44
1:H:599:TYR:CZ	1:H:704:ARG:HD3	2.53	0.44
1:K:219:CYS:SG	1:K:224:VAL:HG22	2.57	0.44
1:C:621:ARG:HE	1:C:627:PRO:HG3	1.82	0.44
1:D:225:ILE:O	1:D:242:VAL:HB	2.18	0.44
1:E:629:VAL:HB	1:E:664:ILE:HB	1.98	0.44
1:F:70:ILE:HG12	1:F:109:ILE:HB	1.99	0.44
1:F:326:PHE:CD1	1:F:389:ILE:HB	2.53	0.44
1:F:582:ALA:HA	1:F:723:VAL:O	2.18	0.44
1:F:697:MET:HG3	1:F:703:ALA:HB2	1.99	0.44
1:F:723:VAL:HG13	1:F:732:HIS:CE1	2.53	0.44
1:I:150:LEU:HB3	1:I:158:VAL:HG21	1.99	0.44
1:J:729:LYS:HA	1:J:729:LYS:HD3	1.78	0.44
1:K:68:ALA:HB2	1:K:130:PHE:CG	2.53	0.44
1:A:410:ILE:HG13	1:A:410:ILE:O	2.17	0.44
1:B:553:ILE:HD11	1:B:750:ALA:HB2	2.00	0.44

Continued on next page...

Continued from previous page...

Atom-1	Atom-2	Interatomic distance (Å)	Clash overlap (Å)
1:C:683:MET:HE2	1:C:683:MET:HB2	1.84	0.44
1:E:47:CYS:SG	1:F:90:VAL:HG23	2.58	0.44
1:I:397:ALA:O	1:I:401:MET:HG2	2.17	0.44
1:J:288:ASN:HA	1:J:289:PRO:HA	1.71	0.44
1:K:723:VAL:HG22	1:K:746:MET:HE1	2.00	0.44
1:L:282:MET:HE2	1:L:282:MET:HB3	1.85	0.44
1:A:384:PHE:CD1	1:A:432:LYS:HE2	2.53	0.44
1:B:511:TRP:N	1:B:532:LEU:HD11	2.32	0.44
1:D:448:PRO:HG2	1:D:554:CYS:HB3	2.00	0.44
1:D:629:VAL:HG22	1:D:694:ILE:HD12	2.00	0.44
1:F:301:VAL:O	1:F:302:ARG:HD2	2.18	0.44
1:H:168:ILE:HG23	1:H:348:VAL:HG23	2.00	0.44
1:H:363:VAL:HG21	1:H:624:GLY:HA2	1.99	0.44
1:I:553:ILE:HG13	1:I:747:VAL:HA	2.00	0.44
1:J:613:THR:HG23	1:J:629:VAL:HG11	2.00	0.44
1:J:635:SER:HB2	1:J:640:SER:HB3	1.99	0.44
1:K:465:LEU:HD21	1:L:33:ARG:HD2	1.98	0.44
1:A:163:GLN:HB3	1:A:197:ALA:HB1	2.00	0.44
1:A:596:ALA:HB3	1:A:696:VAL:HA	2.00	0.44
1:B:584:ASN:HB2	1:B:598:THR:HG21	2.00	0.44
1:J:431:MET:HE2	1:J:720:VAL:HG12	1.98	0.44
1:L:460:GLN:HE21	1:L:488:LEU:HB3	1.82	0.44
1:B:491:LYS:HD3	1:B:491:LYS:HA	1.78	0.43
1:D:120:ILE:HG12	1:D:146:ILE:HG23	2.00	0.43
1:G:98:PHE:HB3	1:G:104:ILE:HB	1.99	0.43
1:I:456:LEU:HD21	1:I:479:ILE:HG23	2.00	0.43
1:I:511:TRP:N	1:I:532:LEU:HD11	2.33	0.43
1:K:369:ASP:HB2	1:K:437:GLN:HG3	2.00	0.43
1:L:636:ASN:HB2	1:L:669:HIS:CD2	2.43	0.43
1:C:724:LEU:HD12	1:C:724:LEU:HA	1.84	0.43
1:G:519:LYS:HG3	1:G:520:ARG:HG2	2.01	0.43
1:H:319:ASN:CG	1:H:321:VAL:HG12	2.43	0.43
1:L:135:LEU:HD11	1:L:150:LEU:HD12	2.00	0.43
1:D:68:ALA:HB2	1:D:130:PHE:CD1	2.53	0.43
1:D:308:CYS:SG	1:D:379:ILE:HD11	2.58	0.43
1:H:443:LYS:HB2	1:H:751:VAL:HG22	2.00	0.43
1:I:601:ASN:O	1:I:700:MET:HB2	2.19	0.43
1:J:219:CYS:SG	1:J:224:VAL:HG12	2.59	0.43
1:J:739:SER:O	1:J:743:ILE:HG13	2.17	0.43
1:L:597:ASP:HB2	1:L:612:ILE:HD13	2.00	0.43
1:C:324:PHE:CD2	1:C:325:PRO:HD3	2.54	0.43

Continued on next page...

Continued from previous page...

Atom-1	Atom-2	Interatomic distance (Å)	Clash overlap (Å)
1:F:367:TYR:CE2	1:F:622:ARG:HB3	2.53	0.43
1:F:508:LYS:HA	1:F:511:TRP:CD1	2.53	0.43
1:G:508:LYS:HA	1:G:511:TRP:CD1	2.54	0.43
1:G:649:ARG:NH1	1:G:667:GLU:OE2	2.52	0.43
1:H:72:ASN:HD21	1:H:138:ILE:HG23	1.83	0.43
1:I:218:VAL:HG21	1:I:240:TYR:HB3	2.00	0.43
1:I:688:LEU:HD21	1:I:692:ALA:HB2	2.00	0.43
1:K:111:VAL:HA	1:L:125:ALA:O	2.19	0.43
1:B:426:LYS:HG2	1:B:427:THR:H	1.84	0.43
1:C:611:GLU:HG2	1:C:658:ARG:HH12	1.83	0.43
1:D:184:ASN:O	1:D:188:VAL:HG13	2.19	0.43
1:D:478:VAL:HG12	1:D:482:ARG:HE	1.84	0.43
1:I:25:PRO:HD3	1:J:99:LYS:HG2	1.99	0.43
1:I:671:ASP:N	1:J:708:ASN:HB3	2.33	0.43
1:C:629:VAL:O	1:C:664:ILE:HA	2.19	0.43
1:E:98:PHE:CD2	1:E:106:VAL:HG21	2.53	0.43
1:K:567:VAL:HG13	1:K:571:PHE:HD2	1.84	0.43
1:E:339:ILE:HG23	1:E:343:MET:HE2	1.99	0.43
1:G:324:PHE:CD2	1:G:325:PRO:HD3	2.53	0.43
1:A:120:ILE:HD11	1:A:146:ILE:HA	2.01	0.43
1:G:125:ALA:HB1	1:H:111:VAL:HG13	2.01	0.43
1:G:739:SER:H	1:G:742:ARG:HG3	1.84	0.43
1:G:747:VAL:O	1:G:751:VAL:HG23	2.19	0.43
1:H:637:PHE:CZ	1:H:668:MET:HE2	2.53	0.43
1:I:209:LEU:HD12	1:I:209:LEU:HA	1.77	0.43
1:I:398:LYS:HB2	1:I:413:PHE:CZ	2.54	0.43
1:J:69:VAL:HG22	1:J:134:ASN:HB3	2.01	0.43
1:J:336:ALA:HA	1:J:406:ALA:HA	2.01	0.43
1:K:556:THR:O	1:K:736:PRO:HA	2.19	0.43
1:K:601:ASN:O	1:K:700:MET:HB2	2.19	0.43
1:L:359:GLN:HG2	1:L:387:ARG:HH12	1.83	0.43
1:C:412:ASP:OD2	1:C:414:ASP:HB2	2.19	0.43
1:D:434:ILE:HG23	1:D:752:VAL:HG21	2.00	0.43
1:G:89:PRO:HG3	1:H:61:THR:HG22	2.01	0.43
1:H:267:LYS:HD3	1:H:267:LYS:HA	1.84	0.43
1:H:574:ARG:HG2	1:H:575:ASP:N	2.34	0.43
1:K:431:MET:O	1:K:434:ILE:HG12	2.19	0.43
1:A:47:CYS:SG	1:B:90:VAL:HG23	2.59	0.43
1:A:467:LEU:HD13	1:A:748:ALA:HB2	2.01	0.43
1:C:150:LEU:HD22	1:C:154:MET:SD	2.59	0.43
1:F:68:ALA:HB2	1:F:130:PHE:CD1	2.54	0.43

Continued on next page...

Continued from previous page...

Atom-1	Atom-2	Interatomic distance (Å)	Clash overlap (Å)
1:H:56:LYS:HE2	1:H:59:LYS:NZ	2.34	0.43
1:H:70:ILE:HG12	1:H:109:ILE:HB	2.01	0.43
1:H:508:LYS:HA	1:H:511:TRP:NE1	2.34	0.43
1:H:723:VAL:HG22	1:H:746:MET:HE1	2.01	0.43
1:I:13:HIS:HB3	1:J:60:TYR:HB3	1.99	0.43
1:I:324:PHE:CD2	1:I:325:PRO:HD3	2.54	0.43
1:K:574:ARG:NH1	1:K:727:VAL:O	2.52	0.43
1:K:629:VAL:HB	1:K:664:ILE:HB	2.00	0.43
1:A:579:THR:HG21	1:A:608:GLU:CG	2.45	0.42
1:D:367:TYR:CZ	1:D:622:ARG:HD3	2.53	0.42
1:I:460:GLN:OE1	1:I:490:ILE:HG23	2.19	0.42
1:K:669:HIS:HE1	1:L:704:ARG:HH11	1.67	0.42
1:L:212:GLN:HB3	1:L:214:HIS:NE2	2.34	0.42
1:L:271:GLN:NE2	1:L:297:LEU:HD22	2.34	0.42
1:L:359:GLN:HG2	1:L:387:ARG:NH1	2.34	0.42
1:A:282:MET:HE2	1:A:282:MET:HB3	1.81	0.42
1:B:84:ALA:HB1	1:B:110:GLU:HB3	2.01	0.42
1:F:632:LEU:O	1:F:648:MET:HE2	2.20	0.42
1:H:144:PHE:HZ	1:H:197:ALA:HA	1.83	0.42
1:K:161:ASP:OD1	1:K:324:PHE:HB3	2.19	0.42
1:K:661:GLU:CD	1:K:661:GLU:H	2.26	0.42
1:L:393:ALA:HB3	1:L:394:PRO:HD3	1.99	0.42
1:L:747:VAL:O	1:L:751:VAL:HG23	2.19	0.42
1:B:282:MET:HE2	1:B:282:MET:HB3	1.77	0.42
1:B:295:PRO:HB2	1:B:296:PRO:HD3	2.01	0.42
1:E:254:ILE:HD12	1:E:254:ILE:HA	1.85	0.42
1:F:76:VAL:HA	1:F:137:ASP:CG	2.44	0.42
1:F:189:ARG:HH21	1:F:217:VAL:HG21	1.85	0.42
1:F:567:VAL:HG13	1:F:571:PHE:CD2	2.52	0.42
1:G:666:GLY:HA2	1:G:668:MET:HE3	2.00	0.42
1:H:557:VAL:HG12	1:J:530:ARG:HH11	1.83	0.42
1:H:582:ALA:HB3	1:H:599:TYR:H	1.84	0.42
1:I:468:ALA:HB2	1:I:751:VAL:HG21	2.01	0.42
1:J:642:CYS:SG	1:J:644:SER:HB3	2.59	0.42
1:C:145:TYR:O	1:C:149:LYS:HG2	2.20	0.42
1:E:24:SER:HB2	1:F:22:GLN:NE2	2.34	0.42
1:I:551:ALA:HB2	1:I:730:PRO:HG2	2.00	0.42
1:K:367:TYR:OH	1:K:752:VAL:HG12	2.18	0.42
1:B:323:CYS:SG	1:B:324:PHE:N	2.93	0.42
1:B:444:ARG:NE	1:B:548:GLU:O	2.51	0.42
1:C:632:LEU:O	1:C:648:MET:HE2	2.19	0.42

Continued on next page...

Continued from previous page...

Atom-1	Atom-2	Interatomic distance (Å)	Clash overlap (Å)
1:E:358:GLU:CD	1:E:358:GLU:H	2.27	0.42
1:H:282:MET:HE2	1:H:282:MET:HB3	1.96	0.42
1:H:538:VAL:O	1:H:542:ILE:HG12	2.19	0.42
1:H:636:ASN:H	1:H:639:SER:HB3	1.85	0.42
1:K:99:LYS:HD2	1:K:103:GLY:HA2	2.02	0.42
1:A:604:PRO:O	1:A:647:LYS:HD2	2.18	0.42
1:C:334:VAL:HB	1:C:406:ALA:HB1	2.00	0.42
1:C:473:ILE:HG21	1:C:539:ILE:HD12	2.02	0.42
1:E:169:ILE:HD13	1:E:351:ILE:HD13	2.02	0.42
1:E:567:VAL:HG13	1:E:571:PHE:CD2	2.50	0.42
1:F:279:ARG:HA	1:F:302:ARG:NH2	2.34	0.42
1:F:290:GLU:HA	1:F:291:PRO:HD3	1.91	0.42
1:I:69:VAL:HG22	1:I:134:ASN:HB3	2.02	0.42
1:J:629:VAL:HG21	1:J:662:LEU:HD21	2.01	0.42
1:L:157:PRO:HD3	1:L:336:ALA:O	2.19	0.42
1:B:693:ASN:OD1	1:B:694:ILE:HG13	2.20	0.42
1:C:37:LEU:HD22	1:D:9:ALA:HB2	2.01	0.42
1:D:590:SER:HB3	1:D:691:SER:OG	2.19	0.42
1:F:340:ASN:HB3	1:F:343:MET:SD	2.59	0.42
1:I:220:ASP:HB3	1:I:225:ILE:HD11	2.01	0.42
1:I:632:LEU:HD11	1:I:695:LEU:HD13	2.02	0.42
1:J:70:ILE:HA	1:J:109:ILE:O	2.19	0.42
1:A:56:LYS:HE2	1:A:59:LYS:HD3	2.02	0.42
1:F:332:LEU:HD23	1:F:332:LEU:HA	1.88	0.42
1:H:251:ASP:OD2	1:H:273:MET:HG2	2.20	0.42
1:H:629:VAL:HG21	1:H:662:LEU:HD21	2.00	0.42
1:I:266:PRO:HB3	1:I:290:GLU:HB3	2.00	0.42
1:L:355:ALA:HB1	1:L:374:PHE:CD1	2.55	0.42
1:C:120:ILE:HG22	1:C:153:ARG:HH11	1.84	0.42
1:C:553:ILE:HD11	1:C:750:ALA:HB2	2.01	0.42
1:D:76:VAL:HA	1:D:137:ASP:CG	2.44	0.42
1:D:319:ASN:O	1:D:322:LEU:HB2	2.19	0.42
1:E:635:SER:HB2	1:E:640:SER:HB3	2.00	0.42
1:E:671:ASP:N	1:F:708:ASN:HB3	2.35	0.42
1:E:716:GLU:HG2	1:E:717:GLY:O	2.19	0.42
1:F:86:ALA:O	1:F:89:PRO:HD2	2.20	0.42
1:F:157:PRO:HD3	1:F:336:ALA:O	2.20	0.42
1:J:66:LEU:HD12	1:J:105:ASP:O	2.19	0.42
1:A:340:ASN:HD21	1:A:342:GLU:HB2	1.85	0.42
1:B:178:LEU:HA	1:B:181:VAL:HG22	2.02	0.42
1:B:473:ILE:HG12	1:B:499:VAL:HB	2.02	0.42

Continued on next page...

Continued from previous page...

Atom-1	Atom-2	Interatomic distance (Å)	Clash overlap (Å)
1:F:268:VAL:HB	1:F:292:GLU:HG3	2.02	0.42
1:G:445:VAL:HG11	1:G:747:VAL:HG13	2.02	0.42
1:G:555:GLY:HA2	1:G:563:HIS:CD2	2.55	0.42
1:I:629:VAL:HG21	1:I:662:LEU:HD21	2.02	0.42
1:K:47:CYS:SG	1:L:90:VAL:HG23	2.59	0.42
1:K:636:ASN:HD22	1:K:682:ARG:NH1	2.18	0.42
1:L:308:CYS:SG	1:L:379:ILE:HD11	2.60	0.42
1:L:601:ASN:O	1:L:700:MET:HB2	2.20	0.42
1:C:540:GLY:O	1:C:544:VAL:HG23	2.20	0.41
1:E:76:VAL:HA	1:E:137:ASP:CG	2.45	0.41
1:E:217:VAL:HG11	1:E:253:VAL:HG11	2.02	0.41
1:G:449:GLU:OE1	1:G:556:THR:OG1	2.31	0.41
1:H:586:LEU:HD23	1:H:586:LEU:HA	1.84	0.41
1:I:718:VAL:O	1:I:741:ARG:NH1	2.53	0.41
1:J:46:PRO:O	1:J:50:ILE:HG13	2.20	0.41
1:L:535:ASN:OD1	1:L:538:VAL:HG23	2.20	0.41
1:A:150:LEU:HD22	1:A:154:MET:SD	2.60	0.41
1:B:2:ASP:O	1:B:6:LYS:HG3	2.20	0.41
1:D:319:ASN:CG	1:D:321:VAL:HG12	2.45	0.41
1:F:271:GLN:HB3	1:F:301:VAL:HG11	2.01	0.41
1:L:586:LEU:HD23	1:L:587:LEU:H	1.85	0.41
1:B:94:LYS:NZ	1:B:136:GLU:OE1	2.50	0.41
1:D:571:PHE:CE2	1:D:731:VAL:HG21	2.56	0.41
1:F:65:ASN:HA	1:F:332:LEU:HD13	2.02	0.41
1:I:160:HIS:HB3	1:I:163:GLN:HG2	2.02	0.41
1:J:189:ARG:HA	1:J:215:ASN:HB3	2.03	0.41
1:K:178:LEU:HA	1:K:181:VAL:HG22	2.02	0.41
1:K:468:ALA:O	1:K:470:PRO:HD3	2.21	0.41
1:L:76:VAL:HA	1:L:137:ASP:HB3	2.02	0.41
1:L:704:ARG:HG3	1:L:708:ASN:HD21	1.84	0.41
1:C:163:GLN:HG3	1:C:164:HIS:H	1.83	0.41
1:C:582:ALA:O	1:C:597:ASP:HA	2.20	0.41
1:H:119:PHE:O	1:H:123:VAL:HG23	2.20	0.41
1:I:19:GLY:O	1:J:27:LYS:HE3	2.21	0.41
1:I:155:ASN:O	1:I:337:THR:HA	2.21	0.41
1:I:282:MET:HE2	1:I:282:MET:HB3	1.91	0.41
1:J:747:VAL:O	1:J:751:VAL:HG23	2.20	0.41
1:K:723:VAL:HG13	1:K:732:HIS:CE1	2.56	0.41
1:L:219:CYS:HA	1:L:224:VAL:HA	2.02	0.41
1:A:580:ALA:HB3	1:A:600:VAL:HG21	2.01	0.41
1:B:274:VAL:HG12	1:B:302:ARG:HG3	2.03	0.41

Continued on next page...

Continued from previous page...

Atom-1	Atom-2	Interatomic distance (Å)	Clash overlap (Å)
1:D:69:VAL:HG11	1:D:94:LYS:HG3	2.03	0.41
1:D:294:LEU:HB2	1:D:297:LEU:HG	2.03	0.41
1:E:390:VAL:HA	1:E:420:LEU:HD13	2.02	0.41
1:F:4:GLN:NE2	1:F:460:GLN:HG2	2.35	0.41
1:F:68:ALA:HB2	1:F:130:PHE:CG	2.56	0.41
1:F:588:LEU:HD23	1:F:588:LEU:HA	1.90	0.41
1:G:567:VAL:HG13	1:G:571:PHE:HD2	1.86	0.41
1:H:70:ILE:HA	1:H:109:ILE:O	2.21	0.41
1:I:304:ASP:OD1	1:I:304:ASP:N	2.53	0.41
1:J:448:PRO:HB3	1:J:536:PRO:HB2	2.02	0.41
1:L:260:PHE:HD2	1:L:283:ILE:HG23	1.86	0.41
1:A:269:LEU:HD12	1:A:269:LEU:HA	1.91	0.41
1:A:721:GLY:HA2	1:A:742:ARG:NH1	2.35	0.41
1:B:63:ARG:NH1	1:B:128:PRO:O	2.54	0.41
1:B:124:ALA:HA	1:B:154:MET:HE3	2.02	0.41
1:B:316:ASN:C	1:B:380:ILE:HD11	2.45	0.41
1:B:626:GLU:O	1:B:693:ASN:ND2	2.53	0.41
1:E:270:THR:O	1:E:274:VAL:HG23	2.21	0.41
1:F:330:GLY:O	1:F:334:VAL:HG22	2.21	0.41
1:H:417:ILE:O	1:H:421:THR:HG23	2.20	0.41
1:I:89:PRO:HG3	1:J:61:THR:HG22	2.03	0.41
1:I:324:PHE:CG	1:I:325:PRO:HD3	2.54	0.41
1:I:597:ASP:OD2	1:I:600:VAL:HB	2.20	0.41
1:I:652:LEU:O	1:I:656:ARG:HG3	2.20	0.41
1:J:552:MET:HB3	1:J:731:VAL:HG22	2.02	0.41
1:K:157:PRO:HD3	1:K:336:ALA:O	2.21	0.41
1:K:169:ILE:HD13	1:K:351:ILE:HD13	2.03	0.41
1:K:271:GLN:HB3	1:K:301:VAL:HG11	2.03	0.41
1:L:229:ARG:NH2	1:L:237:LYS:HD3	2.36	0.41
1:A:254:ILE:HD12	1:A:254:ILE:HA	1.91	0.41
1:B:636:ASN:HB2	1:B:669:HIS:CE1	2.55	0.41
1:B:720:VAL:HG12	1:B:721:GLY:O	2.21	0.41
1:D:604:PRO:HB2	1:D:609:LEU:HG	2.01	0.41
1:F:33:ARG:O	1:F:37:LEU:HG	2.21	0.41
1:A:688:LEU:HD21	1:A:692:ALA:HB2	2.03	0.41
1:E:429:LEU:HD23	1:E:429:LEU:HA	1.88	0.41
1:F:206:LEU:HD23	1:F:209:LEU:HD12	2.02	0.41
1:F:597:ASP:OD2	1:F:600:VAL:HB	2.20	0.41
1:K:27:LYS:HB3	1:L:12:PHE:CZ	2.56	0.41
1:K:459:THR:HG23	1:K:470:PRO:HG2	2.03	0.41
1:K:707:TYR:OH	1:K:742:ARG:NH2	2.54	0.41

Continued on next page...

Continued from previous page...

Atom-1	Atom-2	Interatomic distance (Å)	Clash overlap (Å)
1:L:704:ARG:O	1:L:708:ASN:ND2	2.53	0.41
1:A:460:GLN:OE1	1:A:490:ILE:HG23	2.21	0.41
1:A:613:THR:HG23	1:A:629:VAL:HG11	2.03	0.41
1:B:596:ALA:O	1:B:696:VAL:HA	2.21	0.41
1:C:90:VAL:HG23	1:D:47:CYS:SG	2.61	0.41
1:C:174:ILE:HD12	1:C:206:LEU:HD11	2.03	0.41
1:E:538:VAL:O	1:E:542:ILE:HG12	2.20	0.41
1:E:602:ASP:HA	1:E:700:MET:HB3	2.03	0.41
1:E:672:ALA:O	1:E:679:ARG:HB2	2.21	0.41
1:F:320:ASN:O	1:F:324:PHE:HD1	2.04	0.41
1:G:459:THR:HG23	1:G:470:PRO:HG2	2.02	0.41
1:H:451:GLU:OE2	1:H:475:ARG:N	2.52	0.41
1:H:672:ALA:O	1:H:679:ARG:HB2	2.21	0.41
1:H:722:PRO:HD3	1:H:742:ARG:HH12	1.86	0.41
1:I:74:THR:HB	1:I:139:LYS:HB3	2.02	0.41
1:I:154:MET:HE2	1:I:156:ILE:HD11	2.03	0.41
1:I:718:VAL:HG11	1:I:742:ARG:HH21	1.85	0.41
1:J:157:PRO:HD3	1:J:336:ALA:O	2.21	0.41
1:K:560:TYR:CZ	1:K:733:VAL:HB	2.56	0.41
1:B:740:VAL:HA	1:B:743:ILE:HD12	2.03	0.41
1:D:117:ASP:O	1:D:121:GLU:HG2	2.21	0.41
1:E:68:ALA:HB2	1:E:130:PHE:CD1	2.56	0.41
1:G:29:LEU:HD23	1:G:29:LEU:HA	1.90	0.41
1:G:79:LEU:HD22	1:H:48:LEU:HD21	2.02	0.41
1:G:330:GLY:O	1:G:334:VAL:HG22	2.20	0.41
1:G:626:GLU:O	1:G:693:ASN:ND2	2.50	0.41
1:J:7:GLN:HA	1:J:10:LEU:HD12	2.02	0.41
1:J:267:LYS:HA	1:J:292:GLU:O	2.21	0.41
1:K:669:HIS:CE1	1:L:704:ARG:HH11	2.38	0.41
1:L:94:LYS:HE3	1:L:94:LYS:HB3	1.84	0.41
1:L:597:ASP:OD2	1:L:600:VAL:HB	2.21	0.41
1:A:90:VAL:HG23	1:B:47:CYS:SG	2.61	0.40
1:B:160:HIS:CB	1:B:163:GLN:HE21	2.35	0.40
1:C:483:ILE:HG23	1:C:488:LEU:HB2	2.03	0.40
1:E:266:PRO:HB3	1:E:290:GLU:HB3	2.02	0.40
1:G:260:PHE:HD2	1:G:283:ILE:HG23	1.86	0.40
1:I:127:GLU:HB3	1:I:128:PRO:HD3	2.02	0.40
1:I:741:ARG:HG3	1:J:33:ARG:HH22	1.86	0.40
1:J:543:MET:HE2	1:J:549:ALA:HB2	2.03	0.40
1:J:560:TYR:CE2	1:J:733:VAL:HB	2.56	0.40
1:K:184:ASN:O	1:K:188:VAL:HG13	2.21	0.40

Continued on next page...

Continued from previous page...

Atom-1	Atom-2	Interatomic distance (Å)	Clash overlap (Å)
1:K:430:PHE:O	1:K:433:PRO:HD2	2.21	0.40
1:K:431:MET:HE2	1:K:745:ASN:HB3	2.03	0.40
1:K:718:VAL:HG21	1:K:741:ARG:HD2	2.03	0.40
1:B:737:ILE:H	1:B:737:ILE:HG13	1.71	0.40
1:E:67:VAL:HG23	1:E:332:LEU:HD11	2.02	0.40
1:E:176:ASN:O	1:E:180:VAL:HG23	2.21	0.40
1:E:729:LYS:HD3	1:E:729:LYS:HA	1.76	0.40
1:G:477:ASN:OD1	1:G:477:ASN:N	2.54	0.40
1:J:33:ARG:O	1:J:37:LEU:HG	2.20	0.40
1:K:270:THR:O	1:K:274:VAL:HG23	2.20	0.40
1:L:462:LEU:HD23	1:L:467:LEU:HD12	2.03	0.40
1:A:313:ASP:OD2	1:A:314:TYR:N	2.54	0.40
1:A:722:PRO:HG2	1:A:735:THR:HG23	2.02	0.40
1:C:445:VAL:HG11	1:C:747:VAL:HG13	2.03	0.40
1:C:560:TYR:CE2	1:C:733:VAL:HB	2.56	0.40
1:C:614:LEU:HD11	1:C:658:ARG:HD2	2.03	0.40
1:D:393:ALA:HB3	1:D:394:PRO:HD3	2.02	0.40
1:D:636:ASN:HB2	1:D:669:HIS:ND1	2.36	0.40
1:F:293:ILE:HD12	1:F:293:ILE:HA	1.93	0.40
1:G:38:ALA:O	1:H:20:LYS:NZ	2.54	0.40
1:G:597:ASP:OD2	1:G:600:VAL:HB	2.20	0.40
1:H:457:HIS:CD2	1:H:486:LEU:HD13	2.56	0.40
1:I:368:GLY:CA	1:I:433:PRO:HB3	2.49	0.40
1:J:120:ILE:HG23	1:J:150:LEU:HD21	2.03	0.40
1:J:629:VAL:HB	1:J:664:ILE:HB	2.03	0.40
1:K:710:LEU:HD23	1:L:710:LEU:HD23	2.04	0.40
1:C:260:PHE:HD2	1:C:283:ILE:HG23	1.85	0.40
1:C:270:THR:O	1:C:274:VAL:HG23	2.22	0.40
1:C:668:MET:HE1	1:C:679:ARG:HD2	2.03	0.40
1:D:269:LEU:HD12	1:D:269:LEU:HA	1.89	0.40
1:F:473:ILE:HG12	1:F:499:VAL:HB	2.02	0.40
1:G:539:ILE:H	1:G:539:ILE:HG13	1.73	0.40
1:H:593:THR:HG22	1:H:693:ASN:HA	2.02	0.40
1:I:344:LYS:O	1:I:348:VAL:HG23	2.22	0.40
1:J:631:LEU:HD23	1:J:696:VAL:HB	2.03	0.40
1:B:584:ASN:HD21	1:B:599:TYR:HE2	1.69	0.40
1:C:88:LYS:HE2	1:D:63:ARG:HB2	2.03	0.40
1:C:192:VAL:HG22	1:C:261:LEU:HB3	2.02	0.40
1:D:29:LEU:HA	1:D:34:ASP:HB3	2.04	0.40
1:D:68:ALA:HB3	1:D:133:ILE:HD13	2.03	0.40
1:D:571:PHE:HE2	1:D:731:VAL:HG21	1.86	0.40

Continued on next page...

Continued from previous page...

Atom-1	Atom-2	Interatomic distance (Å)	Clash overlap (Å)
1:D:613:THR:OG1	1:D:696:VAL:HG21	2.22	0.40
1:F:189:ARG:HG3	1:F:215:ASN:O	2.22	0.40
1:G:71:SER:O	1:G:110:GLU:HA	2.22	0.40
1:G:609:LEU:HD23	1:G:609:LEU:HA	1.95	0.40
1:I:254:ILE:HG12	1:I:273:MET:HB3	2.04	0.40
1:I:689:LYS:HA	1:I:689:LYS:HD3	1.80	0.40
1:J:535:ASN:ND2	1:J:538:VAL:HG23	2.37	0.40
1:K:697:MET:HG3	1:K:703:ALA:HA	2.03	0.40
1:L:601:ASN:HB2	1:L:604:PRO:HG3	2.04	0.40

All (1) symmetry-related close contacts are listed below. The label for Atom-2 includes the symmetry operator and encoded unit-cell translations to be applied.

Atom-1	Atom-2	Interatomic distance (Å)	Clash overlap (Å)
1:C:255:GLU:OE2	1:E:279:ARG:NH2[4_455]	2.16	0.04

5.3 Torsion angles ⓘ

5.3.1 Protein backbone ⓘ

In the following table, the Percentiles column shows the percent Ramachandran outliers of the chain as a percentile score with respect to all X-ray entries followed by that with respect to entries of similar resolution.

The Analysed column shows the number of residues for which the backbone conformation was analysed, and the total number of residues.

Mol	Chain	Analysed	Favoured	Allowed	Outliers	Percentiles	
1	A	744/765 (97%)	716 (96%)	28 (4%)	0	100	100
1	B	747/765 (98%)	722 (97%)	25 (3%)	0	100	100
1	C	746/765 (98%)	723 (97%)	23 (3%)	0	100	100
1	D	749/765 (98%)	706 (94%)	43 (6%)	0	100	100
1	E	744/765 (97%)	715 (96%)	28 (4%)	1 (0%)	48	80
1	F	747/765 (98%)	731 (98%)	16 (2%)	0	100	100
1	G	746/765 (98%)	719 (96%)	27 (4%)	0	100	100
1	H	751/765 (98%)	735 (98%)	16 (2%)	0	100	100
1	I	755/765 (99%)	723 (96%)	32 (4%)	0	100	100

Continued on next page...

Continued from previous page...

Mol	Chain	Analysed	Favoured	Allowed	Outliers	Percentiles	
1	J	747/765 (98%)	720 (96%)	27 (4%)	0	100	100
1	K	745/765 (97%)	718 (96%)	27 (4%)	0	100	100
1	L	746/765 (98%)	721 (97%)	25 (3%)	0	100	100
All	All	8967/9180 (98%)	8649 (96%)	317 (4%)	1 (0%)	100	100

All (1) Ramachandran outliers are listed below:

Mol	Chain	Res	Type
1	E	430	PHE

5.3.2 Protein sidechains ⓘ

In the following table, the Percentiles column shows the percent sidechain outliers of the chain as a percentile score with respect to all X-ray entries followed by that with respect to entries of similar resolution.

The Analysed column shows the number of residues for which the sidechain conformation was analysed, and the total number of residues.

Mol	Chain	Analysed	Rotameric	Outliers	Percentiles	
1	A	611/626 (98%)	611 (100%)	0	100	100
1	B	612/626 (98%)	612 (100%)	0	100	100
1	C	612/626 (98%)	612 (100%)	0	100	100
1	D	615/626 (98%)	615 (100%)	0	100	100
1	E	611/626 (98%)	611 (100%)	0	100	100
1	F	615/626 (98%)	615 (100%)	0	100	100
1	G	613/626 (98%)	613 (100%)	0	100	100
1	H	617/626 (99%)	617 (100%)	0	100	100
1	I	618/626 (99%)	618 (100%)	0	100	100
1	J	613/626 (98%)	613 (100%)	0	100	100
1	K	612/626 (98%)	612 (100%)	0	100	100
1	L	613/626 (98%)	613 (100%)	0	100	100
All	All	7362/7512 (98%)	7362 (100%)	0	100	100

There are no protein residues with a non-rotameric sidechain to report.

Sometimes sidechains can be flipped to improve hydrogen bonding and reduce clashes. All (93)

such sidechains are listed below:

Mol	Chain	Res	Type
1	A	163	GLN
1	A	271	GLN
1	A	370	GLN
1	A	457	HIS
1	A	489	GLN
1	A	535	ASN
1	A	561	HIS
1	A	584	ASN
1	B	72	ASN
1	B	160	HIS
1	B	163	GLN
1	B	184	ASN
1	B	212	GLN
1	B	317	GLN
1	B	484	GLN
1	B	561	HIS
1	B	584	ASN
1	B	669	HIS
1	B	708	ASN
1	C	134	ASN
1	C	428	ASN
1	C	457	HIS
1	C	501	ASN
1	C	535	ASN
1	C	545	GLN
1	C	699	ASN
1	C	708	ASN
1	D	4	GLN
1	D	164	HIS
1	D	184	ASN
1	D	356	HIS
1	D	370	GLN
1	D	428	ASN
1	D	592	ASN
1	E	160	HIS
1	E	163	GLN
1	E	214	HIS
1	E	457	HIS
1	E	584	ASN
1	E	699	ASN
1	F	32	GLN
1	F	212	GLN

Continued on next page...

Continued from previous page...

Mol	Chain	Res	Type
1	F	578	HIS
1	F	584	ASN
1	F	592	ASN
1	F	708	ASN
1	G	81	ASN
1	G	134	ASN
1	G	212	GLN
1	G	535	ASN
1	G	561	HIS
1	G	634	HIS
1	G	708	ASN
1	H	160	HIS
1	H	163	GLN
1	H	271	GLN
1	H	340	ASN
1	H	428	ASN
1	H	457	HIS
1	H	545	GLN
1	I	22	GLN
1	I	155	ASN
1	I	164	HIS
1	I	204	ASN
1	I	271	GLN
1	I	359	GLN
1	I	370	GLN
1	I	527	GLN
1	I	584	ASN
1	I	634	HIS
1	I	669	HIS
1	I	708	ASN
1	J	134	ASN
1	J	163	GLN
1	J	669	HIS
1	J	745	ASN
1	K	164	HIS
1	K	176	ASN
1	K	271	GLN
1	K	359	GLN
1	K	437	GLN
1	K	457	HIS
1	K	535	ASN
1	K	561	HIS

Continued on next page...

Continued from previous page...

Mol	Chain	Res	Type
1	K	669	HIS
1	K	708	ASN
1	L	134	ASN
1	L	164	HIS
1	L	227	GLN
1	L	271	GLN
1	L	460	GLN
1	L	601	ASN
1	L	708	ASN

5.3.3 RNA [i](#)

There are no RNA molecules in this entry.

5.4 Non-standard residues in protein, DNA, RNA chains [i](#)

There are no non-standard protein/DNA/RNA residues in this entry.

5.5 Carbohydrates [i](#)

There are no oligosaccharides in this entry.

5.6 Ligand geometry [i](#)

Of 2 ligands modelled in this entry, 2 are monoatomic - leaving 0 for Mogul analysis.

There are no bond length outliers.

There are no bond angle outliers.

There are no chirality outliers.

There are no torsion outliers.

There are no ring outliers.

No monomer is involved in short contacts.

5.7 Other polymers [i](#)

There are no such residues in this entry.

5.8 Polymer linkage issues ⓘ

There are no chain breaks in this entry.

6 Fit of model and data ⓘ

6.1 Protein, DNA and RNA chains ⓘ

In the following table, the column labelled ‘#RSRZ > 2’ contains the number (and percentage) of RSRZ outliers, followed by percent RSRZ outliers for the chain as percentile scores relative to all X-ray entries and entries of similar resolution. The OWAB column contains the minimum, median, 95th percentile and maximum values of the occupancy-weighted average B-factor per residue. The column labelled ‘Q < 0.9’ lists the number of (and percentage) of residues with an average occupancy less than 0.9.

Mol	Chain	Analysed	<RSRZ>	#RSRZ > 2	OWAB(Å ²)	Q < 0.9
1	A	748/765 (97%)	-0.21	4 (0%) 87 75	86, 135, 181, 216	0
1	B	751/765 (98%)	-0.22	4 (0%) 87 75	84, 138, 198, 237	0
1	C	750/765 (98%)	-0.28	3 (0%) 89 79	85, 134, 178, 218	0
1	D	753/765 (98%)	-0.27	3 (0%) 89 79	86, 133, 213, 268	0
1	E	748/765 (97%)	-0.25	3 (0%) 89 79	82, 142, 178, 215	0
1	F	753/765 (98%)	-0.21	1 (0%) 92 89	92, 155, 283, 314	0
1	G	750/765 (98%)	-0.27	2 (0%) 90 81	90, 147, 185, 221	0
1	H	755/765 (98%)	-0.19	3 (0%) 89 79	103, 161, 285, 313	0
1	I	757/765 (98%)	-0.20	3 (0%) 89 79	101, 159, 271, 322	0
1	J	751/765 (98%)	-0.27	1 (0%) 92 89	94, 151, 194, 244	0
1	K	749/765 (97%)	-0.21	2 (0%) 90 81	84, 159, 202, 248	0
1	L	750/765 (98%)	-0.18	4 (0%) 87 75	93, 169, 296, 335	0
All	All	9015/9180 (98%)	-0.23	33 (0%) 89 79	82, 147, 247, 335	0

All (33) RSRZ outliers are listed below:

Mol	Chain	Res	Type	RSRZ
1	L	162	ASP	3.6
1	L	126	LEU	3.2
1	F	126	LEU	3.1
1	I	283	ILE	2.8
1	A	162	ASP	2.8
1	I	126	LEU	2.7
1	A	451	GLU	2.5
1	D	338	ALA	2.5
1	L	30	ALA	2.5
1	D	162	ASP	2.5
1	J	717	GLY	2.5

Continued on next page...

Continued from previous page...

Mol	Chain	Res	Type	RSRZ
1	H	323	CYS	2.5
1	H	162	ASP	2.4
1	E	260	PHE	2.4
1	I	66	LEU	2.4
1	K	250	LEU	2.4
1	G	219	CYS	2.3
1	A	597	ASP	2.3
1	B	308	CYS	2.3
1	B	322	LEU	2.3
1	B	162	ASP	2.3
1	E	162	ASP	2.2
1	C	219	CYS	2.2
1	K	219	CYS	2.1
1	H	197	ALA	2.1
1	C	366	ALA	2.1
1	L	197	ALA	2.1
1	B	345	LEU	2.1
1	E	250	LEU	2.1
1	G	345	LEU	2.1
1	A	390	VAL	2.1
1	D	123	VAL	2.0
1	C	392	ILE	2.0

6.2 Non-standard residues in protein, DNA, RNA chains [i](#)

There are no non-standard protein/DNA/RNA residues in this entry.

6.3 Carbohydrates [i](#)

There are no oligosaccharides in this entry.

6.4 Ligands [i](#)

In the following table, the Atoms column lists the number of modelled atoms in the group and the number defined in the chemical component dictionary. The B-factors column lists the minimum, median, 95th percentile and maximum values of B factors of atoms in the group. The column labelled 'Q< 0.9' lists the number of atoms with occupancy less than 0.9.

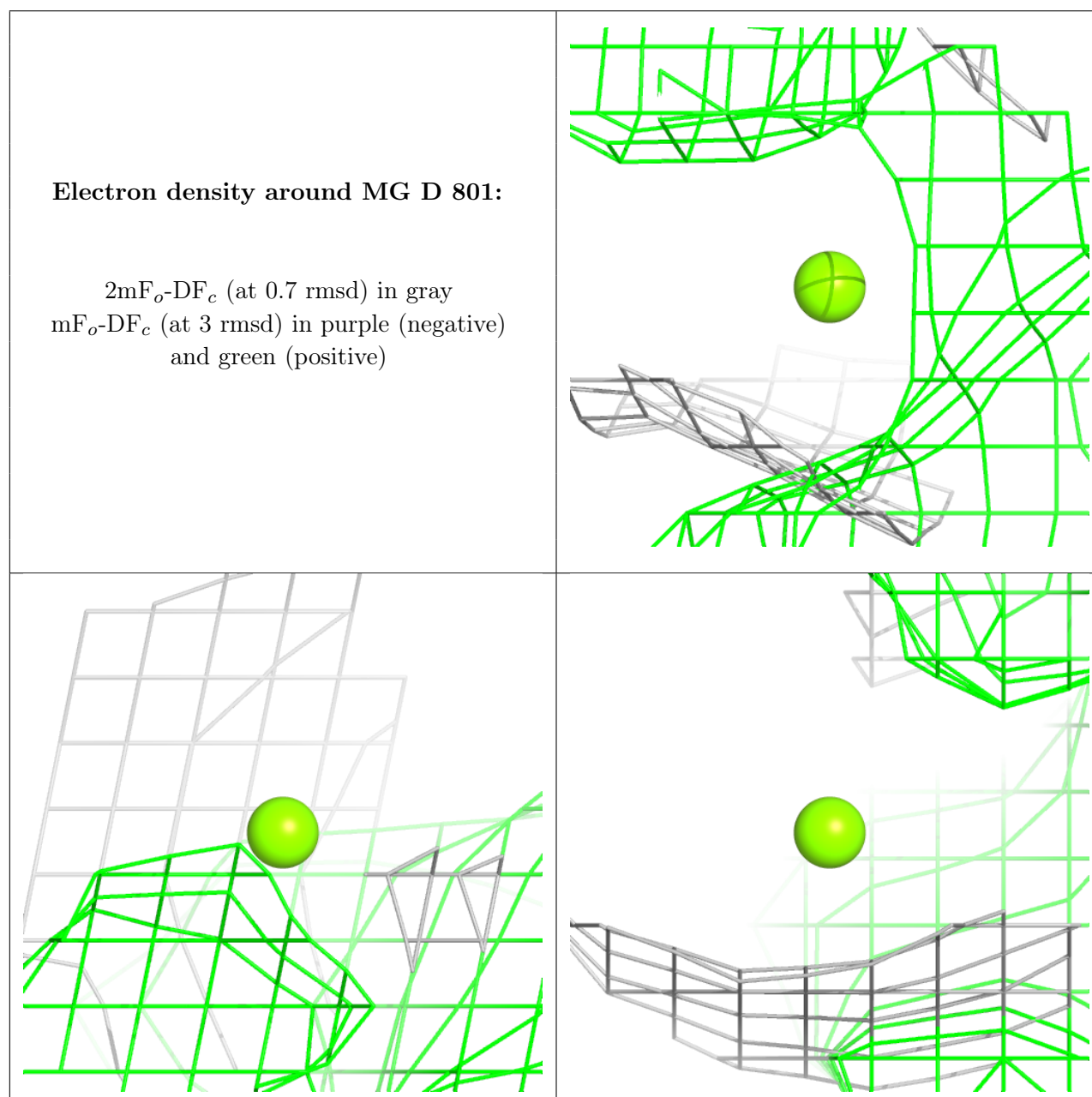
Mol	Type	Chain	Res	Atoms	RSCC	RSR	B-factors(Å ²)	Q<0.9
2	MG	D	801	1/1	0.62	0.17	168,168,168,168	1

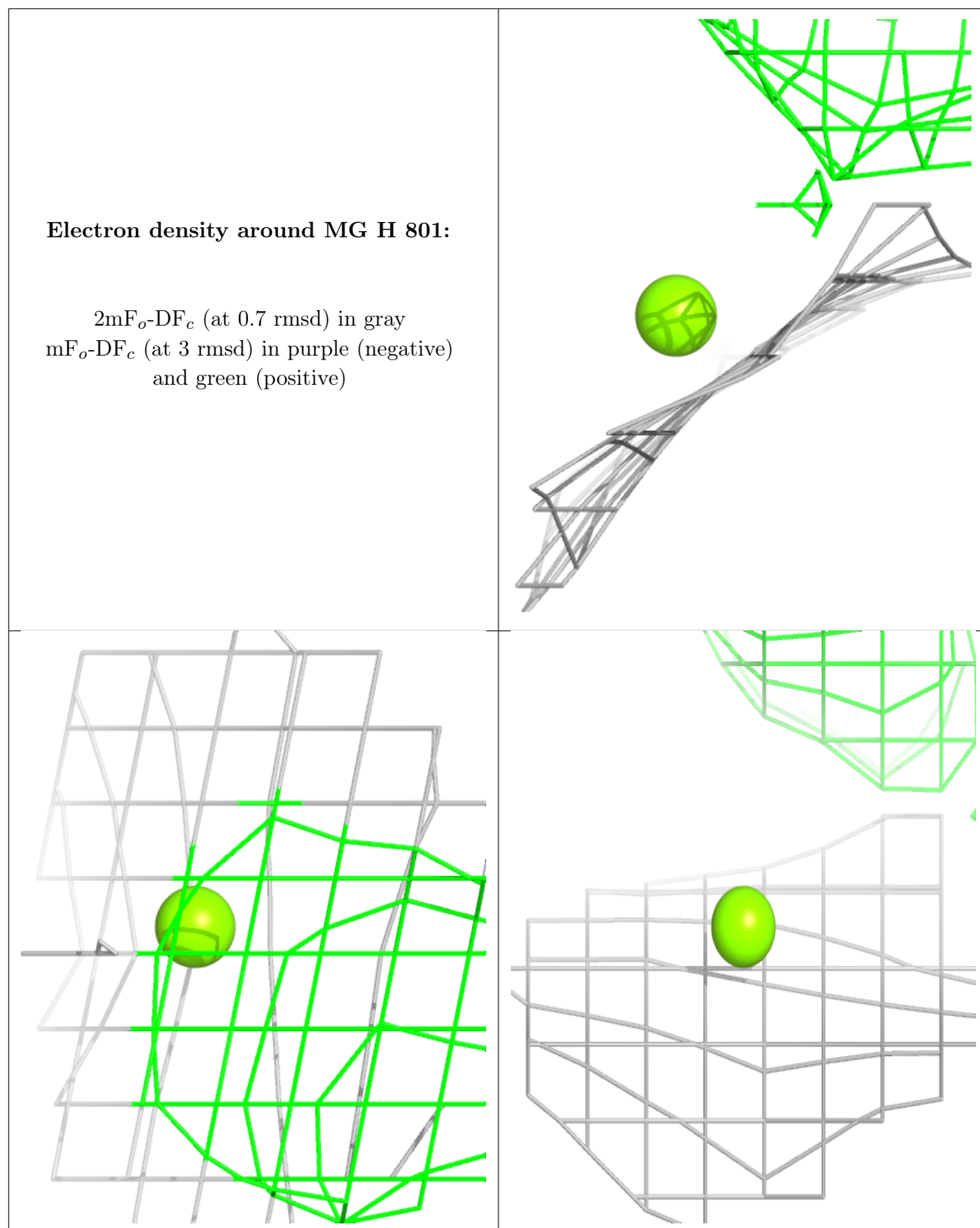
Continued on next page...

Continued from previous page...

Mol	Type	Chain	Res	Atoms	RSCC	RSR	B-factors(\AA^2)	Q<0.9
2	MG	H	801	1/1	0.76	0.11	209,209,209,209	1

The following is a graphical depiction of the model fit to experimental electron density of all instances of the Ligand of Interest. In addition, ligands with molecular weight > 250 and outliers as shown on the geometry validation Tables will also be included. Each fit is shown from different orientation to approximate a three-dimensional view.





6.5 Other polymers ⓘ

There are no such residues in this entry.