Full wwPDB X-ray Structure Validation Report (i)

Jun 22, 2024 – 05:04 PM EDT

PDB ID	:	6KE5
Title	:	Structure of CavAb in complex with Diltiazem and Amlodipine
Authors	:	Tang, L.
Deposited on	:	2019-07-03
Resolution	:	2.80 Å(reported)

This is a Full wwPDB X-ray Structure Validation Report for a publicly released PDB entry.

We welcome your comments at *validation@mail.wwpdb.org*
A user guide is available at
https://www.wwpdb.org/validation/2017/XrayValidationReportHelp
with specific help available everywhere you see the (i) symbol.

The types of validation reports are described at
http://www.wwpdb.org/validation/2017/FAQs#types.

The following versions of software and data (see references (i)) were used in the production of this report:

MolProbity	:	4.02b-467
Mogul	:	2022.3.0, CSD as543be (2022)
Xtriage (Phenix)	:	1.20.1
EDS	:	2.37.1
buster-report	:	1.1.7 (2018)
Percentile statistics	:	20191225.v01 (using entries in the PDB archive December 25th 2019)
Refmac	:	5.8.0158
CCP4	:	7.0.044 (Gargrove)
Ideal geometry (proteins)	:	Engh & Huber (2001)
Ideal geometry (DNA, RNA)	:	Parkinson et al. (1996)
Validation Pipeline (wwPDB-VP)	:	2.37.1

1 Overall quality at a glance (i)

The following experimental techniques were used to determine the structure:
X-RAY DIFFRACTION

The reported resolution of this entry is 2.80 Å.

Percentile scores (ranging between 0-100) for global validation metrics of the entry are shown in the following graphic. The table shows the number of entries on which the scores are based.

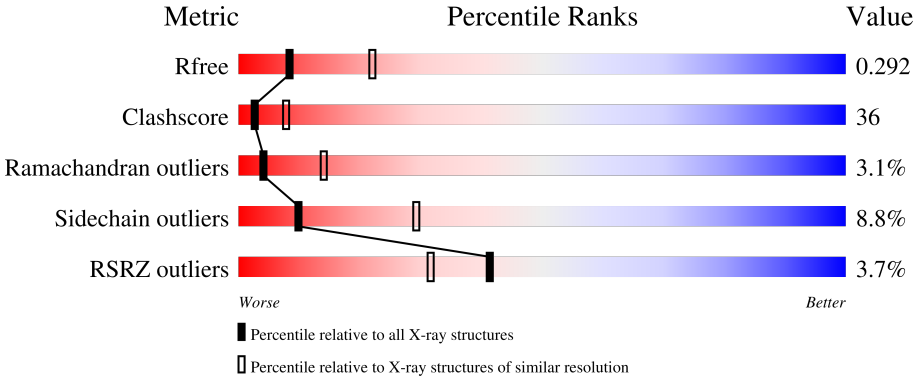

Metric	Whole archive (#Entries)	Similar resolution (#Entries, resolution range(Å))
R_{free}	130704	3140 (2.80-2.80)
Clashscore	141614	3569 (2.80-2.80)
Ramachandran outliers	138981	3498 (2.80-2.80)
Sidechain outliers	138945	3500 (2.80-2.80)
RSRZ outliers	127900	3078 (2.80-2.80)

The table below summarises the geometric issues observed across the polymeric chains and their fit to the electron density. The red, orange, yellow and green segments of the lower bar indicate the fraction of residues that contain outliers for >=3, 2, 1 and 0 types of geometric quality criteria respectively. A grey segment represents the fraction of residues that are not modelled. The numeric value for each fraction is indicated below the corresponding segment, with a dot representing fractions <=5% The upper red bar (where present) indicates the fraction of residues that have poor fit to the electron density. The numeric value is given above the bar.

Mol	Chain	Length	Quality of chain
1	A	284	2%, 28%, 42%, 7%, •, 23%
1	B	284	4%, 40%, 38%, •, 18%
1	C	284	%, 33%, 39%, 5%, 23%
1	D	284	5%, 36%, 40%, 6%, 18%

The following table lists non-polymeric compounds, carbohydrate monomers and non-standard

residues in protein, DNA, RNA chains that are outliers for geometric or electron-density-fit criteria:

Mol	Type	Chain	Res	Chirality	Geometry	Clashes	Electron density
5	6UB	B	1301	-	X	-	-

2 Entry composition (i)

There are 7 unique types of molecules in this entry. The entry contains 7576 atoms, of which 0 are hydrogens and 0 are deuteriums.

In the tables below, the ZeroOcc column contains the number of atoms modelled with zero occupancy, the AltConf column contains the number of residues with at least one atom in alternate conformation and the Trace column contains the number of residues modelled with at most 2 atoms.

- Molecule 1 is a protein called Ion transport protein.

Mol	Chain	Residues	Atoms					ZeroOcc	AltConf	Trace
			Total	C	N	O	S			
1	A	219	1798	1225	268	295	10	0	0	0
1	B	232	1903	1290	287	315	11	0	0	0
1	C	219	1798	1225	268	295	10	0	0	0
1	D	232	1903	1290	287	315	11	0	0	0

There are 84 discrepancies between the modelled and reference sequences:

Chain	Residue	Modelled	Actual	Comment	Reference
A	984	ASP	-	expression tag	UNP A8EVM5
A	985	TYR	-	expression tag	UNP A8EVM5
A	986	LYS	-	expression tag	UNP A8EVM5
A	987	ASP	-	expression tag	UNP A8EVM5
A	988	ASP	-	expression tag	UNP A8EVM5
A	989	ASP	-	expression tag	UNP A8EVM5
A	990	ASP	-	expression tag	UNP A8EVM5
A	991	LYS	-	expression tag	UNP A8EVM5
A	992	GLY	-	expression tag	UNP A8EVM5
A	993	SER	-	expression tag	UNP A8EVM5
A	994	LEU	-	expression tag	UNP A8EVM5
A	995	VAL	-	expression tag	UNP A8EVM5
A	996	PRO	-	expression tag	UNP A8EVM5
A	997	ARG	-	expression tag	UNP A8EVM5
A	998	GLY	-	expression tag	UNP A8EVM5
A	999	SER	-	expression tag	UNP A8EVM5
A	1000	HIS	-	expression tag	UNP A8EVM5
A	1177	ASP	GLU	conflict	UNP A8EVM5
A	1178	ASP	SER	conflict	UNP A8EVM5
A	1181	ASN	MET	conflict	UNP A8EVM5
A	1195	TYR	TRP	conflict	UNP A8EVM5

Continued on next page...

Continued from previous page...

Chain	Residue	Modelled	Actual	Comment	Reference
B	984	ASP	-	expression tag	UNP A8EVM5
B	985	TYR	-	expression tag	UNP A8EVM5
B	986	LYS	-	expression tag	UNP A8EVM5
B	987	ASP	-	expression tag	UNP A8EVM5
B	988	ASP	-	expression tag	UNP A8EVM5
B	989	ASP	-	expression tag	UNP A8EVM5
B	990	ASP	-	expression tag	UNP A8EVM5
B	991	LYS	-	expression tag	UNP A8EVM5
B	992	GLY	-	expression tag	UNP A8EVM5
B	993	SER	-	expression tag	UNP A8EVM5
B	994	LEU	-	expression tag	UNP A8EVM5
B	995	VAL	-	expression tag	UNP A8EVM5
B	996	PRO	-	expression tag	UNP A8EVM5
B	997	ARG	-	expression tag	UNP A8EVM5
B	998	GLY	-	expression tag	UNP A8EVM5
B	999	SER	-	expression tag	UNP A8EVM5
B	1000	HIS	-	expression tag	UNP A8EVM5
B	1177	ASP	GLU	conflict	UNP A8EVM5
B	1178	ASP	SER	conflict	UNP A8EVM5
B	1181	ASN	MET	conflict	UNP A8EVM5
B	1195	TYR	TRP	conflict	UNP A8EVM5
C	984	ASP	-	expression tag	UNP A8EVM5
C	985	TYR	-	expression tag	UNP A8EVM5
C	986	LYS	-	expression tag	UNP A8EVM5
C	987	ASP	-	expression tag	UNP A8EVM5
C	988	ASP	-	expression tag	UNP A8EVM5
C	989	ASP	-	expression tag	UNP A8EVM5
C	990	ASP	-	expression tag	UNP A8EVM5
C	991	LYS	-	expression tag	UNP A8EVM5
C	992	GLY	-	expression tag	UNP A8EVM5
C	993	SER	-	expression tag	UNP A8EVM5
C	994	LEU	-	expression tag	UNP A8EVM5
C	995	VAL	-	expression tag	UNP A8EVM5
C	996	PRO	-	expression tag	UNP A8EVM5
C	997	ARG	-	expression tag	UNP A8EVM5
C	998	GLY	-	expression tag	UNP A8EVM5
C	999	SER	-	expression tag	UNP A8EVM5
C	1000	HIS	-	expression tag	UNP A8EVM5
C	1177	ASP	GLU	conflict	UNP A8EVM5
C	1178	ASP	SER	conflict	UNP A8EVM5
C	1181	ASN	MET	conflict	UNP A8EVM5
C	1195	TYR	TRP	conflict	UNP A8EVM5

Continued on next page...

Continued from previous page...

Chain	Residue	Modelled	Actual	Comment	Reference
D	984	ASP	-	expression tag	UNP A8EVM5
D	985	TYR	-	expression tag	UNP A8EVM5
D	986	LYS	-	expression tag	UNP A8EVM5
D	987	ASP	-	expression tag	UNP A8EVM5
D	988	ASP	-	expression tag	UNP A8EVM5
D	989	ASP	-	expression tag	UNP A8EVM5
D	990	ASP	-	expression tag	UNP A8EVM5
D	991	LYS	-	expression tag	UNP A8EVM5
D	992	GLY	-	expression tag	UNP A8EVM5
D	993	SER	-	expression tag	UNP A8EVM5
D	994	LEU	-	expression tag	UNP A8EVM5
D	995	VAL	-	expression tag	UNP A8EVM5
D	996	PRO	-	expression tag	UNP A8EVM5
D	997	ARG	-	expression tag	UNP A8EVM5
D	998	GLY	-	expression tag	UNP A8EVM5
D	999	SER	-	expression tag	UNP A8EVM5
D	1000	HIS	-	expression tag	UNP A8EVM5
D	1177	ASP	GLU	conflict	UNP A8EVM5
D	1178	ASP	SER	conflict	UNP A8EVM5
D	1181	ASN	MET	conflict	UNP A8EVM5
D	1195	TYR	TRP	conflict	UNP A8EVM5

- Molecule 2 is [1-MYRISTOYL-GLYCEROL-3-YL]PHOSPHONYLCHOLINE (three-letter code: LPC) (formula: $C_{22}H_{47}NO_7P$) (labeled as "Ligand of Interest" by depositor).

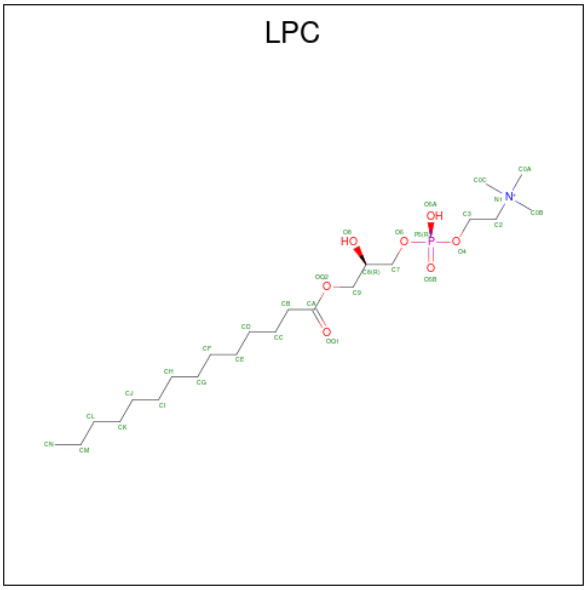

Mol	Chain	Residues	Atoms				ZeroOcc	AltConf
			Total	C	O	P		
2	A	1	21	13	7	1	0	0
			Total	C	O	P		
2	C	1	21	13	7	1	0	0
			Total	C	O	P		
2	D	1	21	13	7	1	0	0

- Molecule 3 is CALCIUM ION (three-letter code: CA) (formula: Ca).

Mol	Chain	Residues	Atoms		ZeroOcc	AltConf
			Total	Ca		
3	A	1	1	1	0	0
			Total	Ca		
3	C	1	1	1	0	0
			Total	Ca		
3	D	1	1	1	0	0

- Molecule 4 is SN-GLYCEROL-3-PHOSPHATE (three-letter code: G3P) (formula: $C_3H_9O_6P$) (labeled as "Ligand of Interest" by depositor).

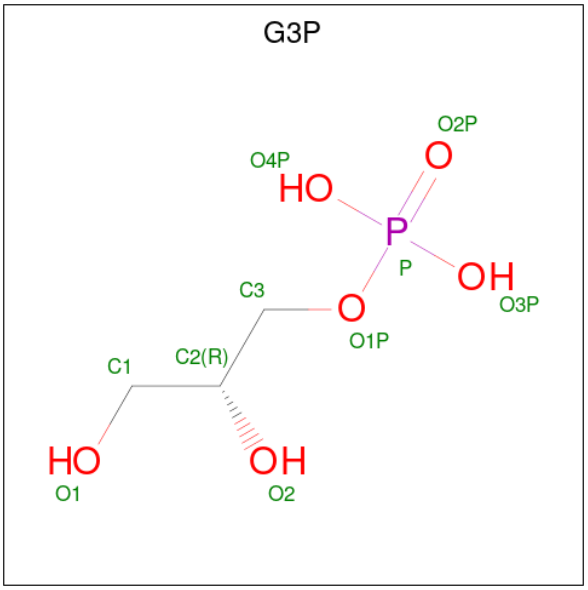

Mol	Chain	Residues	Atoms				ZeroOcc	AltConf
			Total	C	O	P		
4	A	1	10	3	6	1	0	0
			Total	C	O	P		
4	A	1	10	3	6	1	0	0
			Total	C	O	P		
4	B	1	10	3	6	1	0	0

Continued on next page...

Continued from previous page...

Mol	Chain	Residues	Atoms				ZeroOcc	AltConf
			Total	C	O	P		
4	C	1	10	3	6	1	0	0
			Total	C	O	P		
4	D	1	10	3	6	1	0	0

- Molecule 5 is amlodipine (three-letter code: 6UB) (formula: $C_{20}H_{25}ClN_2O_5$) (labeled as "Ligand of Interest" by depositor).

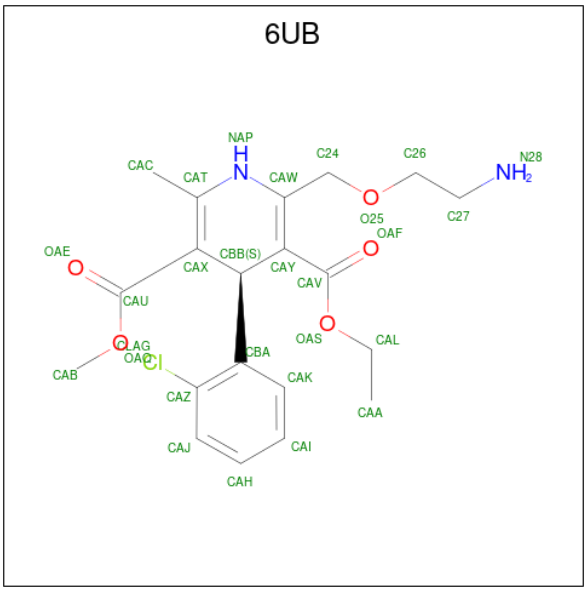

Mol	Chain	Residues	Atoms					ZeroOcc	AltConf
			Total	C	Cl	N	O		
5	B	1	28	20	1	2	5	0	0

- Molecule 6 is [(2 {S},3 {R})-5-[2-(dimethylamino)ethyl]-2-(4-methoxyphenyl)-4-oxidan ylidene-2,3-dihydro-1,5-benzothiazepin-3-yl] ethanoate (three-letter code: D6C) (formula: $C_{22}H_{26}N_2O_4S$) (labeled as "Ligand of Interest" by depositor).

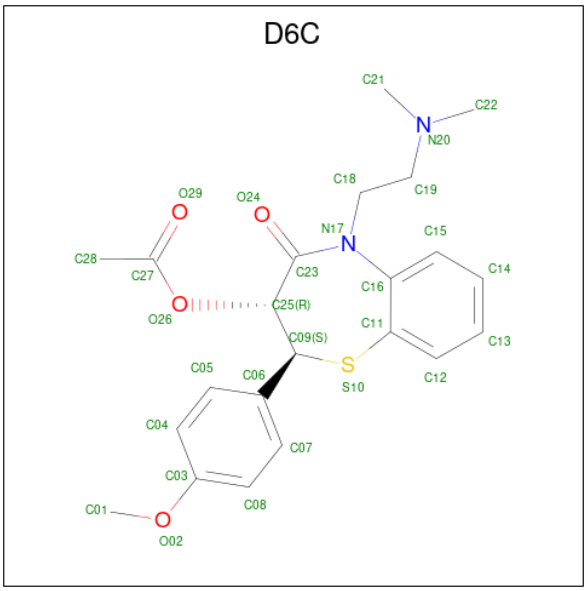

Mol	Chain	Residues	Atoms					ZeroOcc	AltConf
			Total	C	N	O	S		
6	C	1	29	22	2	4	1	0	0

- Molecule 7 is water.

Mol	Chain	Residues	Atoms		ZeroOcc	AltConf
			Total	O		
7	C	1	1	1	0	0

3 Residue-property plots (i)

These plots are drawn for all protein, RNA, DNA and oligosaccharide chains in the entry. The first graphic for a chain summarises the proportions of the various outlier classes displayed in the second graphic. The second graphic shows the sequence view annotated by issues in geometry and electron density. Residues are color-coded according to the number of geometric quality criteria for which they contain at least one outlier: green = 0, yellow = 1, orange = 2 and red = 3 or more. A red dot above a residue indicates a poor fit to the electron density (RSRZ > 2). Stretches of 2 or more consecutive residues without any outlier are shown as a green connector. Residues present in the sample, but not in the model, are shown in grey.

• Molecule 1: Ion transport protein

Chain A: 2% 28% 42% 7% 23%

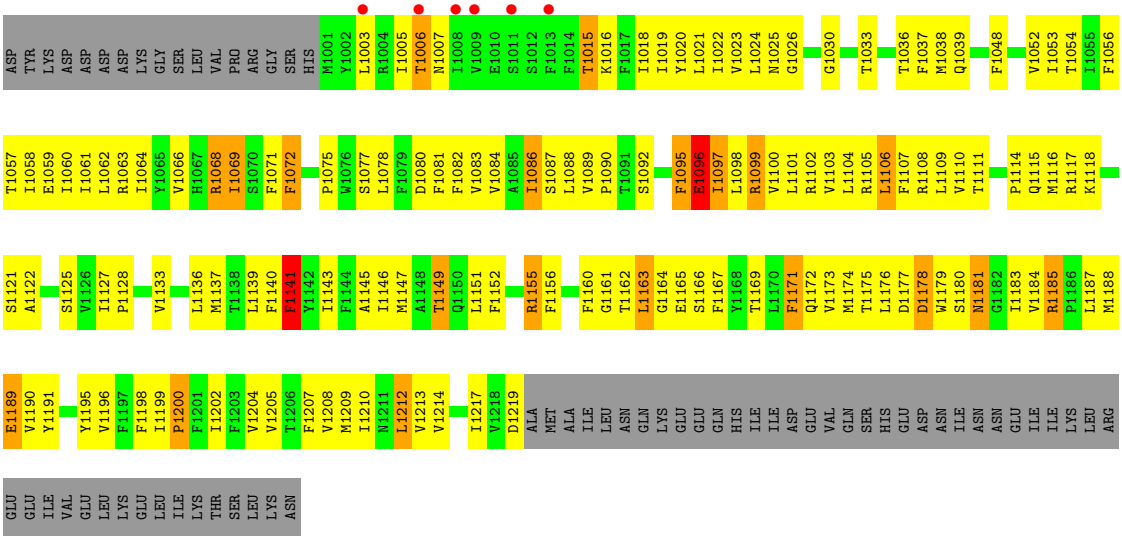

• Molecule 1: Ion transport protein

Chain B: 4% 40% 38% 18%

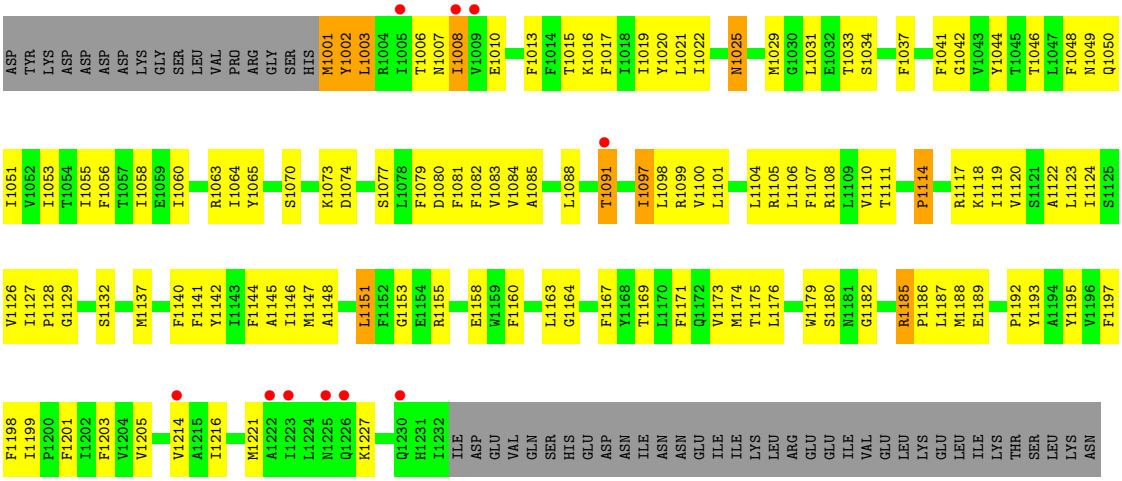

• Molecule 1: Ion transport protein

Chain C:

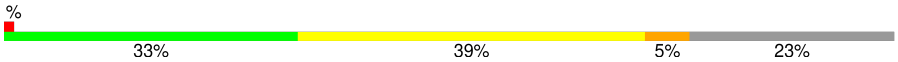



• Molecule 1: Ion transport protein

Chain D:

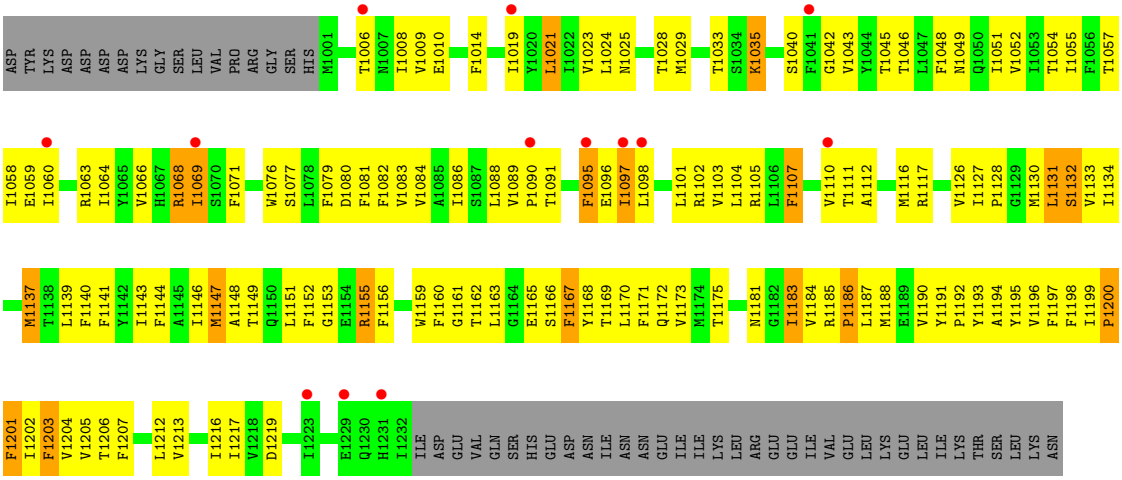

4 Data and refinement statistics (i)

Property	Value	Source
Space group	P 2 21 21	Depositor
Cell constants a, b, c, α, β, γ	124.73Å 124.99Å 191.94Å 90.00° 90.00° 90.00°	Depositor
Resolution (Å)	44.71 – 2.80 44.71 – 2.80	Depositor EDS
% Data completeness (in resolution range)	90.0 (44.71-2.80) 89.5 (44.71-2.80)	Depositor EDS
R_{merge}	0.10	Depositor
R_{sym}	(Not available)	Depositor
$< I/\sigma(I) >$ [1]	2.10 (at 2.81Å)	Xtriage
Refinement program	PHENIX 1.10_2155	Depositor
R, R_{free}	0.249 , 0.292 0.249 , 0.292	Depositor DCC
R_{free} test set	3284 reflections (4.91%)	wwPDB-VP
Wilson B-factor (Å^2)	67.1	Xtriage
Anisotropy	0.487	Xtriage
Bulk solvent k_{sol}(e/Å^3), B_{sol}(Å^2)	0.30 , 63.6	EDS
L-test for twinning[2]	$< \|L\| > = 0.37$, $< L^2 > = 0.20$	Xtriage
Estimated twinning fraction	0.460 for k,h,-l	Xtriage
F_o,F_c correlation	0.90	EDS
Total number of atoms	7576	wwPDB-VP
Average B, all atoms (Å^2)	80.0	wwPDB-VP

Xtriage's analysis on translational NCS is as follows: *The largest off-origin peak in the Patterson function is 4.35% of the height of the origin peak. No significant pseudotranslation is detected.*

[1]Intensities estimated from amplitudes.

[2]Theoretical values of $< |L| >$, $< L^2 >$ for acentric reflections are 0.5, 0.333 respectively for untwinned datasets, and 0.375, 0.2 for perfectly twinned datasets.

5 Model quality (i)

5.1 Standard geometry (i)

Bond lengths and bond angles in the following residue types are not validated in this section: G3P, LPC, 6UB, D6C, CA

The Z score for a bond length (or angle) is the number of standard deviations the observed value is removed from the expected value. A bond length (or angle) with $|Z| > 5$ is considered an outlier worth inspection. RMSZ is the root-mean-square of all Z scores of the bond lengths (or angles).

Mol	Chain	Bond lengths		Bond angles	
		RMSZ	$\#\|Z\|>5$	RMSZ	$\#\|Z\|>5$
1	A	0.80	1/1848 (0.1%)	0.88	1/2515 (0.0%)
1	B	0.75	1/1954 (0.1%)	0.78	0/2657
1	C	0.84	0/1848	0.83	0/2515
1	D	0.74	0/1954	0.79	0/2657
All	All	0.78	2/7604 (0.0%)	0.82	1/10344 (0.0%)

All (2) bond length outliers are listed below:

Mol	Chain	Res	Type	Atoms	Z	Observed(Å)	Ideal(Å)
1	A	1189	GLU	CD-OE2	6.37	1.32	1.25
1	B	1158	GLU	CD-OE1	6.33	1.32	1.25

All (1) bond angle outliers are listed below:

Mol	Chain	Res	Type	Atoms	Z	Observed(^{o})	Ideal(^{o})
1	A	1096	GLU	N-CA-C	6.82	129.41	111.00

There are no chirality outliers.

There are no planarity outliers.

5.2 Too-close contacts (i)

In the following table, the Non-H and H(model) columns list the number of non-hydrogen atoms and hydrogen atoms in the chain respectively. The H(added) column lists the number of hydrogen atoms added and optimized by MolProbity. The Clashes column lists the number of clashes within the asymmetric unit, whereas Symm-Clashes lists symmetry-related clashes.

Mol	Chain	Non-H	H(model)	H(added)	Clashes	Symm-Clashes
1	A	1798	0	1868	156	0

Continued on next page...

Continued from previous page...

Mol	Chain	Non-H	H(model)	H(added)	Clashes	Symm-Clashes
1	B	1903	0	1974	123	0
1	C	1798	0	1868	147	0
1	D	1903	0	1974	171	0
2	A	21	0	20	3	0
2	C	21	0	20	2	0
2	D	21	0	20	0	0
3	A	1	0	0	0	0
3	C	1	0	0	0	0
3	D	1	0	0	0	0
4	A	20	0	14	2	0
4	B	10	0	7	3	0
4	C	10	0	7	0	0
4	D	10	0	7	3	0
5	B	28	0	0	5	0
6	C	29	0	0	1	0
7	C	1	0	0	0	0
All	All	7576	0	7779	557	0

The all-atom clashscore is defined as the number of clashes found per 1000 atoms (including hydrogen atoms). The all-atom clashscore for this structure is 36.

All (557) close contacts within the same asymmetric unit are listed below, sorted by their clash magnitude.

Atom-1	Atom-2	Interatomic distance (Å)	Clash overlap (Å)
1:D:1149:THR:HG22	1:D:1162:THR:N	1.42	1.29
1:C:1199:ILE:CG2	1:C:1203:PHE:HE2	1.51	1.21
1:A:1080:ASP:O	1:A:1084:VAL:HG23	1.46	1.14
1:D:1153:GLY:HA3	1:D:1161:GLY:HA3	1.27	1.14
1:D:1159:TRP:O	1:D:1160:PHE:CD2	1.99	1.14
1:A:1015:THR:O	1:A:1019:ILE:HB	1.48	1.11
1:A:1210:ILE:O	1:A:1213:VAL:HG22	1.49	1.09
1:A:1053:ILE:HD11	1:A:1087:SER:HB3	1.10	1.07
1:B:1003:LEU:HD23	1:B:1003:LEU:H	1.19	1.06
1:D:1159:TRP:O	1:D:1160:PHE:CG	2.10	1.05
1:C:1199:ILE:HG22	1:C:1203:PHE:CE2	1.92	1.03
1:C:1199:ILE:HG22	1:C:1203:PHE:HE2	1.18	1.03
1:D:1153:GLY:HA3	1:D:1161:GLY:CA	1.88	1.02
1:D:1160:PHE:CE2	1:D:1169:THR:HG21	1.93	1.02
1:C:1199:ILE:CG2	1:C:1203:PHE:CE2	2.43	1.01
1:D:1149:THR:HA	1:D:1161:GLY:HA2	1.39	1.01
1:D:1184:VAL:O	1:D:1188:MET:HG3	1.60	1.01

Continued on next page...

Continued from previous page...

Atom-1	Atom-2	Interatomic distance (Å)	Clash overlap (Å)
1:C:1089:VAL:HG23	1:C:1090:PRO:HD2	1.44	1.00
1:D:1149:THR:CG2	1:D:1162:THR:C	2.30	0.99
1:A:1016:LYS:O	1:A:1020:TYR:HB3	1.64	0.97
1:D:1149:THR:HA	1:D:1161:GLY:CA	1.95	0.96
1:D:1149:THR:HG21	1:D:1162:THR:C	1.83	0.96
1:D:1162:THR:CG2	1:D:1165:GLU:HB2	1.94	0.96
1:D:1162:THR:HG23	1:D:1165:GLU:H	1.32	0.93
1:B:1001:MET:O	1:B:1065:TYR:HE2	1.52	0.91
1:D:1149:THR:CG2	1:D:1162:THR:N	2.32	0.91
1:A:1164:GLY:HA3	2:A:1301:LPC:O5B	1.71	0.91
1:D:1160:PHE:CZ	1:D:1169:THR:CG2	2.54	0.90
1:C:1179:TRP:CE3	1:C:1184:VAL:HG21	2.06	0.89
1:D:1149:THR:HG22	1:D:1162:THR:CA	2.02	0.89
1:B:1056:PHE:O	1:B:1060:ILE:HG12	1.72	0.89
1:A:1175:THR:HG1	1:B:1179:TRP:HZ2	0.95	0.88
1:D:1188:MET:HA	1:D:1191:TYR:O	1.76	0.86
1:D:1160:PHE:CZ	1:D:1169:THR:HG22	2.10	0.86
1:C:1202:ILE:O	1:C:1206:THR:HB	1.75	0.86
1:A:1179:TRP:HE1	1:C:1175:THR:HG1	1.23	0.86
1:C:1089:VAL:CG2	1:C:1090:PRO:HD2	2.07	0.85
1:A:1015:THR:O	1:A:1019:ILE:CB	2.26	0.83
1:B:1001:MET:SD	1:B:1001:MET:N	2.50	0.82
1:A:1006:THR:HG22	1:A:1066:VAL:HG12	1.59	0.82
1:B:1155:ARG:HB3	1:B:1155:ARG:NH1	1.95	0.82
1:D:1149:THR:CG2	1:D:1162:THR:CA	2.57	0.81
1:D:1160:PHE:CE2	1:D:1169:THR:CG2	2.62	0.81
1:B:1176:LEU:HB3	1:B:1179:TRP:HE1	1.46	0.81
1:B:1001:MET:O	1:B:1065:TYR:CE2	2.33	0.81
1:C:1179:TRP:HE3	1:C:1184:VAL:HG21	1.46	0.80
1:D:1195:TYR:CE2	1:D:1196:VAL:HG23	2.17	0.80
1:D:1162:THR:HG22	1:D:1165:GLU:HB2	1.64	0.79
1:B:1060:ILE:HG13	1:B:1084:VAL:HG11	1.62	0.79
1:B:1002:TYR:HB3	1:B:1003:LEU:HD23	1.66	0.78
1:C:1199:ILE:O	1:C:1202:ILE:HB	1.84	0.78
1:A:1099:ARG:HG3	1:A:1099:ARG:HH11	1.49	0.77
1:A:1172:GLN:HG2	1:A:1173:VAL:N	1.98	0.77
1:A:1080:ASP:O	1:A:1084:VAL:CG2	2.31	0.77
1:A:1053:ILE:CD1	1:A:1087:SER:HB3	2.05	0.76
1:D:1156:PHE:CZ	1:D:1190:VAL:HG21	2.21	0.76
1:A:1114:PRO:HA	1:A:1117:ARG:HB3	1.67	0.76
1:B:1176:LEU:HA	1:B:1179:TRP:CD1	2.20	0.76

Continued on next page...

Continued from previous page...

Atom-1	Atom-2	Interatomic distance (Å)	Clash overlap (Å)
1:C:1199:ILE:HG23	1:C:1203:PHE:HE2	1.49	0.75
1:D:1162:THR:HG23	1:D:1165:GLU:N	2.02	0.75
1:B:1164:GLY:HA3	5:B:1301:6UB:CAK	2.16	0.74
4:A:1303:G3P:O4P	4:A:1303:G3P:O2	2.06	0.74
1:D:1159:TRP:C	1:D:1160:PHE:CD2	2.60	0.74
1:B:1176:LEU:HB3	1:B:1179:TRP:NE1	2.04	0.73
1:D:1162:THR:CG2	1:D:1165:GLU:H	2.01	0.73
1:D:1095:PHE:CD2	1:D:1097:ILE:HG23	2.24	0.73
1:D:1149:THR:HG22	1:D:1162:THR:H	1.51	0.73
1:A:1151:LEU:HG	1:C:1100:VAL:HG21	1.71	0.72
1:A:1178:ASP:HA	1:C:1177:ASP:OD1	1.90	0.72
1:B:1025:ASN:OD1	1:B:1105:ARG:NH1	2.22	0.72
1:D:1193:TYR:HA	1:D:1195:TYR:CE1	2.24	0.72
1:C:1137:MET:O	1:C:1140:PHE:N	2.24	0.71
1:A:1196:VAL:O	1:A:1200:PRO:HG2	1.91	0.71
1:B:1002:TYR:HD1	1:B:1006:THR:HG1	1.35	0.71
1:D:1163:LEU:HD13	1:D:1163:LEU:O	1.91	0.71
1:D:1202:ILE:O	1:D:1206:THR:HG22	1.91	0.71
1:B:1164:GLY:HA3	5:B:1301:6UB:CAI	2.21	0.70
1:A:1196:VAL:O	1:A:1200:PRO:HD2	1.91	0.70
1:C:1179:TRP:HE3	1:C:1184:VAL:CG2	2.03	0.70
1:A:1087:SER:OG	1:A:1105:ARG:NH2	2.23	0.70
1:A:1172:GLN:O	1:A:1176:LEU:N	2.24	0.70
1:A:1155:ARG:HG3	1:A:1190:VAL:HG11	1.73	0.70
1:D:1095:PHE:CE2	1:D:1097:ILE:HG23	2.26	0.70
1:C:1164:GLY:HA2	2:C:1301:LPC:O8	1.91	0.70
1:A:1054:THR:HA	1:A:1057:THR:HG22	1.74	0.70
1:D:1160:PHE:HZ	1:D:1169:THR:HG22	1.55	0.70
1:B:1002:TYR:CD1	1:B:1006:THR:OG1	2.45	0.69
1:B:1119:ILE:O	1:B:1123:LEU:HG	1.91	0.69
1:D:1149:THR:CG2	1:D:1162:THR:O	2.39	0.69
1:D:1089:VAL:HB	1:D:1090:PRO:HD2	1.74	0.69
1:A:1160:PHE:CE1	1:A:1169:THR:HG21	2.28	0.69
1:B:1174:MET:HG3	1:B:1205:VAL:CG1	2.22	0.69
1:B:1002:TYR:O	1:B:1006:THR:N	2.22	0.69
1:B:1097:ILE:O	1:B:1100:VAL:N	2.26	0.69
1:B:1091:THR:OG1	1:B:1099:ARG:N	2.25	0.69
1:A:1099:ARG:HG3	1:A:1099:ARG:NH1	2.04	0.68
1:A:1180:SER:OG	1:C:1168:TYR:HE1	1.76	0.68
1:D:1054:THR:HA	1:D:1057:THR:HG22	1.73	0.68
1:D:1149:THR:HG22	1:D:1161:GLY:C	2.13	0.68

Continued on next page...

Continued from previous page...

Atom-1	Atom-2	Interatomic distance (Å)	Clash overlap (Å)
1:B:1155:ARG:HB3	1:B:1155:ARG:HH11	1.58	0.68
1:C:1180:SER:HA	1:C:1184:VAL:HB	1.75	0.68
1:D:1126:VAL:HG11	1:D:1216:ILE:HG23	1.76	0.68
1:B:1176:LEU:C	1:B:1179:TRP:HD1	1.97	0.67
1:D:1181:ASN:HA	1:D:1185:ARG:HG3	1.75	0.67
1:B:1022:ILE:HD11	1:B:1108:ARG:HG2	1.77	0.67
1:A:1175:THR:OG1	1:B:1179:TRP:HZ2	1.73	0.67
1:B:1070:SER:HA	1:B:1073:LYS:HG2	1.77	0.67
1:C:1021:LEU:HD11	1:C:1056:PHE:CE1	2.30	0.67
1:B:1063:ARG:NH2	1:B:1077:SER:OG	2.27	0.67
1:A:1052:VAL:O	1:A:1056:PHE:N	2.23	0.67
1:B:1185:ARG:HB2	1:B:1186:PRO:HD3	1.75	0.67
1:C:1049:ASN:OD1	1:C:1105:ARG:NH1	2.25	0.67
1:C:1203:PHE:O	1:C:1207:PHE:HB2	1.95	0.67
1:D:1185:ARG:HB2	1:D:1186:PRO:HD3	1.76	0.67
1:B:1153:GLY:HA2	1:B:1160:PHE:O	1.95	0.66
1:B:1003:LEU:H	1:B:1003:LEU:CD2	1.92	0.66
1:A:1083:VAL:HG11	1:A:1105:ARG:HA	1.78	0.66
1:B:1176:LEU:CA	1:B:1179:TRP:CD1	2.79	0.65
1:D:1021:LEU:HD21	1:D:1052:VAL:HA	1.77	0.65
1:D:1195:TYR:CD2	1:D:1196:VAL:HG23	2.31	0.65
1:D:1025:ASN:HA	1:D:1028:THR:HG22	1.76	0.65
1:C:1188:MET:CE	1:D:1168:TYR:CE2	2.80	0.65
1:C:1114:PRO:HA	1:C:1117:ARG:HB3	1.78	0.64
1:C:1166:SER:O	1:C:1170:LEU:HD22	1.96	0.64
1:D:1166:SER:O	1:D:1170:LEU:HD12	1.97	0.64
1:C:1087:SER:OG	1:C:1105:ARG:NH2	2.28	0.64
1:C:1179:TRP:CE3	1:C:1184:VAL:CG2	2.77	0.64
1:D:1149:THR:CA	1:D:1161:GLY:HA2	2.22	0.64
1:D:1163:LEU:HD13	1:D:1163:LEU:C	2.19	0.63
1:C:1163:LEU:O	1:C:1166:SER:N	2.31	0.63
1:A:1188:MET:HA	1:A:1191:TYR:O	1.97	0.63
1:A:1147:MET:O	1:A:1151:LEU:N	2.32	0.63
1:B:1185:ARG:O	1:B:1188:MET:N	2.32	0.63
1:C:1179:TRP:CZ3	1:C:1184:VAL:HG21	2.32	0.63
1:A:1030:GLY:HA2	1:B:1146:ILE:HD11	1.80	0.63
1:C:1179:TRP:O	1:C:1184:VAL:HG23	1.97	0.63
1:D:1057:THR:O	1:D:1060:ILE:HG22	1.99	0.63
1:A:1184:VAL:HB	1:C:1168:TYR:OH	1.99	0.62
1:A:1127:ILE:HG22	1:A:1128:PRO:HD3	1.81	0.62
4:B:1302:G3P:H31	1:D:1163:LEU:HB3	1.81	0.62

Continued on next page...

Continued from previous page...

Atom-1	Atom-2	Interatomic distance (Å)	Clash overlap (Å)
1:D:1079:PHE:O	1:D:1083:VAL:N	2.25	0.62
1:D:1079:PHE:HE2	1:D:1107:PHE:HB3	1.64	0.62
1:A:1033:THR:HG21	1:B:1163:LEU:HB2	1.81	0.62
1:A:1105:ARG:O	1:A:1108:ARG:N	2.29	0.62
1:A:1180:SER:OG	1:C:1168:TYR:CE1	2.52	0.62
1:C:1129:GLY:HA3	1:C:1219:ASP:HB3	1.81	0.62
1:C:1188:MET:HE2	1:D:1168:TYR:CE2	2.34	0.62
1:C:1185:ARG:NH2	1:D:1169:THR:OG1	2.26	0.62
1:C:1040:SER:C	1:C:1041:PHE:HD1	2.03	0.62
1:C:1185:ARG:HH22	1:D:1169:THR:CB	2.11	0.62
1:A:1141:PHE:HB3	1:A:1167:PHE:HE1	1.65	0.61
1:A:1077:SER:O	1:A:1081:PHE:N	2.34	0.61
1:D:1169:THR:O	1:D:1173:VAL:HG23	1.98	0.61
1:A:1015:THR:O	1:A:1019:ILE:N	2.32	0.61
1:A:1071:PHE:CE1	1:A:1072:PHE:CD1	2.89	0.61
1:A:1162:THR:HG23	1:A:1165:GLU:H	1.66	0.61
1:D:1048:PHE:HA	1:D:1051:ILE:HG22	1.82	0.61
1:A:1181:ASN:HA	1:A:1185:ARG:HB2	1.83	0.60
1:D:1194:ALA:O	1:D:1198:PHE:HD1	1.85	0.60
1:A:1097:ILE:HD13	1:A:1097:ILE:C	2.21	0.60
1:B:1119:ILE:HD12	1:B:1122:ALA:HB3	1.83	0.60
1:A:1137:MET:SD	1:A:1208:VAL:HG11	2.41	0.60
1:B:1077:SER:HA	1:B:1080:ASP:HB2	1.84	0.60
1:C:1200:PRO:HA	1:C:1203:PHE:HD2	1.66	0.60
1:D:1162:THR:HG21	1:D:1165:GLU:HB2	1.82	0.60
1:A:1022:ILE:O	1:A:1026:GLY:N	2.35	0.59
1:A:1149:THR:HG23	1:A:1166:SER:OG	2.01	0.59
1:D:1149:THR:HG22	1:D:1162:THR:C	2.12	0.59
1:D:1156:PHE:HZ	1:D:1190:VAL:HG21	1.66	0.59
1:A:1122:ALA:HA	1:A:1125:SER:OG	2.01	0.59
1:C:1199:ILE:O	1:C:1203:PHE:CD2	2.56	0.59
1:B:1164:GLY:O	5:B:1301:6UB:OAE	2.21	0.59
1:A:1196:VAL:O	1:A:1200:PRO:CG	2.50	0.59
1:B:1174:MET:HG3	1:B:1205:VAL:HG13	1.85	0.59
1:C:1199:ILE:HG23	1:C:1203:PHE:CE2	2.29	0.59
1:B:1050:GLN:O	1:B:1053:ILE:HG22	2.02	0.58
1:D:1159:TRP:O	1:D:1160:PHE:CE2	2.55	0.58
1:A:1071:PHE:CE1	1:A:1072:PHE:HD1	2.21	0.58
1:B:1003:LEU:O	1:B:1007:ASN:ND2	2.36	0.58
1:C:1018:ILE:HD12	1:C:1108:ARG:HH21	1.67	0.58
1:C:1110:VAL:HG23	1:C:1116:MET:HB3	1.85	0.58

Continued on next page...

Continued from previous page...

Atom-1	Atom-2	Interatomic distance (Å)	Clash overlap (Å)
1:D:1159:TRP:C	1:D:1160:PHE:CG	2.77	0.58
1:C:1009:VAL:O	1:C:1011:SER:N	2.35	0.58
1:B:1091:THR:OG1	1:B:1099:ARG:CA	2.52	0.58
1:A:1071:PHE:HE1	1:A:1072:PHE:CE1	2.22	0.58
1:A:1160:PHE:CE1	1:A:1169:THR:CG2	2.87	0.58
1:D:1156:PHE:HZ	1:D:1190:VAL:CG2	2.17	0.58
1:D:1131:LEU:HD23	1:D:1134:ILE:HD12	1.86	0.57
1:A:1071:PHE:CD1	1:A:1072:PHE:HD1	2.22	0.57
1:A:1196:VAL:O	1:A:1200:PRO:CD	2.52	0.57
1:B:1013:PHE:O	1:B:1017:PHE:N	2.37	0.57
1:C:1193:TYR:O	1:C:1196:VAL:HG12	2.05	0.57
1:A:1097:ILE:HG23	1:A:1098:LEU:HD23	1.85	0.57
1:D:1095:PHE:CE2	1:D:1097:ILE:CG2	2.87	0.57
1:D:1149:THR:HG21	1:D:1162:THR:CA	2.30	0.57
1:B:1003:LEU:HD23	1:B:1003:LEU:N	2.04	0.57
1:D:1204:VAL:HG12	1:D:1205:VAL:N	2.19	0.57
1:B:1137:MET:O	1:B:1140:PHE:N	2.38	0.57
1:D:1054:THR:O	1:D:1058:ILE:HG12	2.03	0.57
1:D:1152:PHE:HE1	4:D:1303:G3P:O1	1.86	0.57
1:B:1053:ILE:HD13	1:B:1105:ARG:NH2	2.20	0.57
1:D:1023:VAL:HG13	1:D:1024:LEU:HD12	1.87	0.57
1:A:1156:PHE:CZ	1:A:1187:LEU:HA	2.40	0.56
1:C:1053:ILE:HA	1:C:1056:PHE:HB2	1.87	0.56
1:C:1212:LEU:O	1:C:1216:ILE:HG12	2.04	0.56
1:D:1149:THR:HG21	1:D:1163:LEU:N	2.20	0.56
1:A:1036:THR:O	1:A:1037:PHE:C	2.42	0.56
1:A:1097:ILE:HD13	1:A:1097:ILE:O	2.05	0.56
1:A:1068:ARG:O	1:A:1068:ARG:NH1	2.27	0.56
1:A:1097:ILE:O	1:A:1100:VAL:HG12	2.06	0.56
1:C:1022:ILE:HG22	1:C:1056:PHE:HZ	1.71	0.56
1:A:1016:LYS:O	1:A:1020:TYR:CB	2.47	0.55
1:A:1023:VAL:HG22	1:A:1109:LEU:HD12	1.88	0.55
1:A:1100:VAL:HG11	1:B:1151:LEU:HD21	1.86	0.55
1:B:1111:THR:HA	1:B:1117:ARG:HD3	1.89	0.55
1:A:1071:PHE:HE1	1:A:1072:PHE:CD1	2.25	0.55
1:C:1076:TRP:HZ2	1:C:1121:SER:HG	1.55	0.55
1:D:1156:PHE:CE2	1:D:1187:LEU:HD23	2.41	0.55
1:C:1071:PHE:O	1:C:1077:SER:OG	2.24	0.55
1:C:1144:PHE:CD2	1:C:1201:PHE:HD2	2.25	0.55
1:B:1176:LEU:C	1:B:1179:TRP:CD1	2.79	0.55
1:C:1204:VAL:HG12	1:C:1204:VAL:O	2.06	0.55

Continued on next page...

Continued from previous page...

Atom-1	Atom-2	Interatomic distance (Å)	Clash overlap (Å)
1:D:1213:VAL:HG22	1:D:1216:ILE:HD12	1.88	0.55
1:A:1195:TYR:CE1	1:A:1196:VAL:HG13	2.42	0.54
1:C:1090:PRO:HD2	1:C:1093:SER:OG	2.07	0.54
1:C:1188:MET:HE1	1:D:1168:TYR:CE2	2.41	0.54
1:A:1160:PHE:CZ	1:A:1169:THR:HG21	2.42	0.54
1:B:1048:PHE:HA	1:B:1051:ILE:HG12	1.88	0.54
1:A:1136:LEU:O	1:A:1139:LEU:N	2.39	0.54
1:D:1184:VAL:O	1:D:1188:MET:CG	2.47	0.54
1:A:1181:ASN:OD1	1:A:1181:ASN:N	2.36	0.54
1:C:1080:ASP:HA	1:C:1083:VAL:HB	1.88	0.54
1:C:1199:ILE:O	1:C:1203:PHE:HD2	1.91	0.54
1:D:1192:PRO:O	1:D:1195:TYR:CD1	2.61	0.54
1:D:1203:PHE:O	1:D:1207:PHE:HB2	2.08	0.54
1:D:1195:TYR:CE2	1:D:1196:VAL:CG2	2.89	0.54
1:A:1164:GLY:CA	2:A:1301:LPC:O5B	2.53	0.53
1:B:1104:LEU:O	1:B:1107:PHE:HB2	2.08	0.53
1:B:1193:TYR:HA	1:B:1195:TYR:CE1	2.43	0.53
1:B:1100:VAL:HG22	1:D:1147:MET:HG3	1.90	0.53
1:D:1152:PHE:CE1	4:D:1303:G3P:O1	2.60	0.53
1:C:1062:LEU:O	1:C:1066:VAL:HG23	2.07	0.53
1:A:1183:ILE:O	1:A:1183:ILE:HG22	2.08	0.53
1:A:1114:PRO:O	1:A:1118:LYS:N	2.36	0.53
1:A:1147:MET:HG3	1:C:1103:VAL:HG11	1.91	0.53
1:C:1076:TRP:HB3	1:C:1111:THR:HB	1.89	0.53
1:D:1185:ARG:HB2	1:D:1186:PRO:CD	2.39	0.53
1:D:1200:PRO:O	1:D:1202:ILE:N	2.42	0.53
1:B:1129:GLY:O	1:B:1132:SER:OG	2.27	0.53
1:D:1130:MET:O	1:D:1132:SER:N	2.40	0.53
1:C:1199:ILE:HA	1:C:1202:ILE:HD12	1.91	0.53
1:D:1089:VAL:HG22	1:D:1102:ARG:HE	1.71	0.53
1:C:1018:ILE:O	1:C:1021:LEU:HG	2.08	0.53
1:A:1077:SER:HA	1:A:1080:ASP:HB2	1.91	0.53
1:B:1197:PHE:HB3	1:B:1198:PHE:CD1	2.44	0.53
1:C:1119:ILE:HD12	1:C:1122:ALA:HB3	1.90	0.53
1:D:1153:GLY:CA	1:D:1161:GLY:HA3	2.19	0.53
1:B:1013:PHE:HA	1:B:1016:LYS:HB2	1.90	0.52
1:C:1089:VAL:HG23	1:C:1093:SER:OG	2.09	0.52
1:A:1110:VAL:HA	1:A:1116:MET:HB2	1.92	0.52
1:A:1172:GLN:OE1	1:B:1180:SER:OG	2.28	0.52
1:D:1083:VAL:CG1	1:D:1105:ARG:HA	2.40	0.52
1:D:1146:ILE:O	1:D:1148:ALA:N	2.41	0.52

Continued on next page...

Continued from previous page...

Atom-1	Atom-2	Interatomic distance (Å)	Clash overlap (Å)
1:A:1172:GLN:NE2	1:A:1183:ILE:HG13	2.24	0.52
1:D:1064:ILE:O	1:D:1068:ARG:HD2	2.09	0.52
1:A:1100:VAL:O	1:A:1103:VAL:HG12	2.10	0.52
1:C:1018:ILE:O	1:C:1022:ILE:HG23	2.09	0.52
1:D:1089:VAL:HG22	1:D:1102:ARG:HH21	1.75	0.52
1:A:1177:ASP:HB3	1:B:1180:SER:HB3	1.92	0.52
1:C:1130:MET:SD	1:C:1212:LEU:HD11	2.49	0.52
1:A:1105:ARG:O	1:A:1107:PHE:N	2.43	0.52
1:C:1090:PRO:O	1:C:1092:SER:N	2.43	0.52
1:D:1156:PHE:CZ	1:D:1187:LEU:HD23	2.45	0.52
1:A:1107:PHE:O	1:A:1110:VAL:HG22	2.10	0.52
1:C:1185:ARG:N	1:C:1186:PRO:HD2	2.24	0.52
1:C:1096:GLU:N	1:C:1096:GLU:OE2	2.43	0.52
1:C:1144:PHE:CE2	1:C:1201:PHE:HB2	2.44	0.52
1:A:1116:MET:SD	1:A:1116:MET:N	2.82	0.51
1:D:1064:ILE:O	1:D:1068:ARG:HA	2.11	0.51
1:A:1146:ILE:HD11	1:C:1030:GLY:HA2	1.93	0.51
1:D:1042:GLY:O	1:D:1046:THR:HG23	2.10	0.51
1:A:1137:MET:O	1:A:1140:PHE:N	2.43	0.51
1:D:1097:ILE:HD12	1:D:1097:ILE:H	1.76	0.51
1:D:1199:ILE:HB	1:D:1200:PRO:HD3	1.92	0.51
1:A:1021:LEU:HD13	1:A:1052:VAL:HG12	1.92	0.51
1:D:1110:VAL:HA	1:D:1116:MET:HG3	1.92	0.51
1:A:1059:GLU:HG2	1:A:1060:ILE:HD13	1.92	0.51
1:B:1114:PRO:O	1:B:1117:ARG:N	2.35	0.51
1:B:1080:ASP:OD1	1:B:1108:ARG:NE	2.44	0.51
1:C:1122:ALA:O	1:C:1125:SER:OG	2.27	0.51
1:C:1156:PHE:CE2	1:C:1190:VAL:HG21	2.46	0.50
1:C:1214:VAL:HG21	1:D:1216:ILE:HG22	1.92	0.50
1:A:1105:ARG:HG2	1:A:1106:LEU:HD23	1.94	0.50
1:D:1006:THR:HA	1:D:1009:VAL:HG12	1.91	0.50
1:C:1016:LYS:HA	1:C:1019:ILE:HB	1.92	0.50
1:A:1054:THR:O	1:A:1058:ILE:N	2.44	0.50
1:A:1171:PHE:CE2	1:B:1199:ILE:HG23	2.46	0.50
1:D:1095:PHE:CD1	1:D:1095:PHE:C	2.85	0.50
1:B:1155:ARG:HH11	1:B:1155:ARG:CB	2.23	0.50
1:A:1026:GLY:HA2	1:A:1106:LEU:HD13	1.92	0.50
5:B:1301:6UB:CLAG	1:D:1195:TYR:CZ	3.01	0.50
1:C:1042:GLY:O	1:C:1046:THR:N	2.45	0.50
1:C:1060:ILE:HD13	1:C:1084:VAL:HG21	1.93	0.50
1:D:1130:MET:O	1:D:1133:VAL:N	2.37	0.50

Continued on next page...

Continued from previous page...

Atom-1	Atom-2	Interatomic distance (Å)	Clash overlap (Å)
1:B:1015:THR:O	1:B:1019:ILE:N	2.34	0.49
1:B:1106:LEU:HB2	1:D:1143:ILE:HG12	1.94	0.49
1:D:1089:VAL:CG2	1:D:1102:ARG:HH21	2.25	0.49
1:A:1089:VAL:O	1:A:1090:PRO:C	2.50	0.49
1:B:1182:GLY:O	1:B:1186:PRO:HG2	2.12	0.49
1:C:1202:ILE:O	1:C:1206:THR:CB	2.56	0.49
1:A:1177:ASP:OD2	1:B:1179:TRP:N	2.45	0.49
1:D:1146:ILE:C	1:D:1148:ALA:H	2.16	0.49
1:C:1180:SER:HB3	1:D:1172:GLN:HG3	1.95	0.49
1:A:1174:MET:O	1:A:1176:LEU:HG	2.12	0.49
1:A:1199:ILE:HD12	1:C:1171:PHE:CD2	2.48	0.49
1:C:1214:VAL:HG22	1:D:1217:ILE:HB	1.94	0.49
1:A:1071:PHE:CD1	1:A:1072:PHE:CD1	3.01	0.49
4:B:1302:G3P:O4P	4:B:1302:G3P:H2	2.13	0.49
1:C:1130:MET:O	1:C:1133:VAL:N	2.31	0.49
1:D:1071:PHE:HZ	1:D:1081:PHE:HB2	1.78	0.49
1:A:1099:ARG:HH11	1:A:1099:ARG:CG	2.20	0.49
1:A:1083:VAL:O	1:A:1086:ILE:HG12	2.13	0.49
1:C:1037:PHE:CD1	1:C:1037:PHE:C	2.86	0.49
2:A:1301:LPC:H72	1:B:1195:TYR:CE2	2.48	0.49
1:C:1162:THR:HG23	1:C:1165:GLU:OE2	2.12	0.48
1:D:1141:PHE:HB3	1:D:1167:PHE:CE1	2.48	0.48
1:D:1029:MET:SD	1:D:1103:VAL:HG13	2.53	0.48
1:A:1095:PHE:CD1	1:A:1096:GLU:HG3	2.48	0.48
1:A:1026:GLY:HA2	1:A:1106:LEU:HD22	1.95	0.48
1:C:1166:SER:O	1:C:1170:LEU:HB2	2.13	0.48
1:A:1071:PHE:CD1	1:A:1071:PHE:C	2.86	0.48
1:C:1137:MET:C	1:C:1139:LEU:N	2.66	0.48
1:D:1196:VAL:O	1:D:1196:VAL:HG12	2.13	0.48
4:A:1303:G3P:HO2	4:A:1303:G3P:P	2.35	0.48
1:C:1214:VAL:HG12	1:C:1215:ALA:N	2.28	0.48
1:A:1075:PRO:HA	1:A:1078:LEU:HB2	1.96	0.47
1:C:1005:ILE:HG22	1:C:1008:ILE:HB	1.95	0.47
1:D:1134:ILE:O	1:D:1137:MET:HB2	2.13	0.47
1:B:1001:MET:SD	1:B:1002:TYR:N	2.87	0.47
1:B:1147:MET:O	1:B:1151:LEU:HD12	2.14	0.47
1:A:1005:ILE:O	1:A:1007:ASN:N	2.47	0.47
1:A:1024:LEU:HD13	1:A:1048:PHE:HZ	1.80	0.47
1:A:1156:PHE:CE1	1:A:1187:LEU:HG	2.50	0.47
1:B:1002:TYR:CD1	1:B:1002:TYR:C	2.87	0.47
1:D:1069:ILE:HD13	1:D:1069:ILE:HA	1.68	0.47

Continued on next page...

Continued from previous page...

Atom-1	Atom-2	Interatomic distance (Å)	Clash overlap (Å)
1:B:1098:LEU:HA	1:B:1101:LEU:HB2	1.96	0.47
1:B:1118:LYS:O	1:B:1122:ALA:N	2.34	0.47
1:B:1145:ALA:O	1:B:1148:ALA:HB3	2.14	0.47
1:C:1040:SER:O	1:C:1041:PHE:HD1	1.98	0.47
1:C:1173:VAL:HG21	1:C:1198:PHE:HE2	1.80	0.47
1:C:1200:PRO:O	1:C:1204:VAL:N	2.31	0.47
1:C:1214:VAL:HG13	1:D:1217:ILE:HA	1.95	0.47
1:A:1160:PHE:CE1	1:A:1169:THR:HB	2.50	0.47
1:B:1110:VAL:HG23	1:D:1139:LEU:CD2	2.44	0.47
1:C:1144:PHE:CD2	1:C:1201:PHE:CD2	3.02	0.47
1:C:1022:ILE:CG2	1:C:1056:PHE:HZ	2.28	0.47
1:B:1126:VAL:HG13	1:B:1216:ILE:HD11	1.96	0.47
1:C:1081:PHE:O	1:C:1084:VAL:HG22	2.15	0.47
1:D:1059:GLU:OE2	1:D:1063:ARG:NH1	2.48	0.47
1:D:1097:ILE:CD1	1:D:1098:LEU:H	2.28	0.47
1:A:1140:PHE:CZ	1:A:1204:VAL:HG11	2.49	0.46
1:B:1025:ASN:O	1:B:1025:ASN:ND2	2.48	0.46
1:A:1152:PHE:HD1	1:A:1191:TYR:CD2	2.33	0.46
1:D:1130:MET:HB3	1:D:1212:LEU:HD21	1.96	0.46
1:A:1053:ILE:HG12	1:A:1088:LEU:HD21	1.97	0.46
1:C:1102:ARG:O	1:C:1105:ARG:HG2	2.15	0.46
1:D:1151:LEU:HD23	1:D:1151:LEU:HA	1.71	0.46
1:B:1029:MET:HB3	1:D:1146:ILE:HD13	1.98	0.46
1:C:1121:SER:O	1:C:1125:SER:HB3	2.15	0.46
1:B:1001:MET:SD	1:B:1001:MET:C	2.93	0.46
1:B:1147:MET:O	1:B:1151:LEU:CD1	2.63	0.46
1:B:1171:PHE:O	1:B:1175:THR:HG23	2.15	0.46
1:D:1188:MET:O	1:D:1191:TYR:C	2.54	0.46
1:A:1151:LEU:HD23	1:A:1151:LEU:HA	1.65	0.46
1:B:1002:TYR:HD1	1:B:1002:TYR:C	2.19	0.46
1:B:1173:VAL:O	1:B:1176:LEU:N	2.48	0.46
1:D:1071:PHE:CD1	1:D:1077:SER:OG	2.67	0.46
1:A:1108:ARG:O	1:A:1111:THR:HG22	2.15	0.46
1:A:1217:ILE:HD13	1:B:1214:VAL:HA	1.97	0.46
1:B:1080:ASP:OD2	1:B:1111:THR:HG21	2.16	0.46
1:C:1117:ARG:CZ	1:C:1118:LYS:HE2	2.46	0.46
1:C:1130:MET:O	1:C:1132:SER:N	2.49	0.46
1:C:1199:ILE:HG22	1:C:1203:PHE:CD2	2.44	0.46
1:D:1104:LEU:O	1:D:1107:PHE:N	2.37	0.46
1:B:1079:PHE:HZ	1:B:1107:PHE:CD2	2.33	0.46
1:A:1033:THR:HG21	1:B:1163:LEU:CB	2.46	0.46

Continued on next page...

Continued from previous page...

Atom-1	Atom-2	Interatomic distance (Å)	Clash overlap (Å)
1:C:1107:PHE:O	1:C:1110:VAL:HG12	2.16	0.45
1:D:1172:GLN:HE22	1:D:1183:ILE:HG13	1.81	0.45
1:A:1071:PHE:CD1	1:A:1072:PHE:N	2.84	0.45
1:C:1008:ILE:O	1:C:1011:SER:OG	2.32	0.45
1:C:1200:PRO:HD2	1:C:1201:PHE:H	1.82	0.45
1:B:1144:PHE:O	1:B:1197:PHE:HZ	2.00	0.45
1:D:1051:ILE:O	1:D:1055:ILE:HG12	2.16	0.45
1:D:1095:PHE:CD1	1:D:1095:PHE:O	2.70	0.45
1:C:1040:SER:C	1:C:1041:PHE:CD1	2.87	0.45
1:C:1167:PHE:HB3	2:C:1301:LPC:CA	2.47	0.45
1:D:1097:ILE:HD12	1:D:1097:ILE:N	2.31	0.45
1:D:1148:ALA:HB1	1:D:1160:PHE:CD1	2.52	0.45
1:D:1194:ALA:O	1:D:1198:PHE:CD1	2.66	0.45
1:B:1017:PHE:O	1:B:1021:LEU:N	2.49	0.45
1:C:1076:TRP:HE3	1:C:1111:THR:HG22	1.82	0.45
1:D:1076:TRP:CZ3	1:D:1117:ARG:HB3	2.52	0.45
1:A:1030:GLY:HA3	1:B:1142:TYR:OH	2.17	0.45
1:A:1114:PRO:O	1:A:1118:LYS:HG3	2.16	0.45
1:A:1160:PHE:HD1	1:A:1166:SER:HA	1.81	0.45
1:C:1216:ILE:HD13	1:C:1216:ILE:HA	1.79	0.45
1:B:1031:LEU:HB3	1:B:1037:PHE:CG	2.51	0.45
1:C:1197:PHE:HD1	1:C:1198:PHE:CD1	2.34	0.45
1:B:1079:PHE:HA	1:B:1082:PHE:HB2	1.99	0.44
1:B:1188:MET:O	1:B:1192:PRO:HA	2.17	0.44
1:C:1022:ILE:HG22	1:C:1056:PHE:CZ	2.50	0.44
1:D:1080:ASP:OD1	1:D:1111:THR:OG1	2.21	0.44
1:A:1058:ILE:HG23	1:A:1062:LEU:HD23	1.98	0.44
1:A:1177:ASP:HB3	1:B:1180:SER:CB	2.46	0.44
1:D:1193:TYR:HB2	4:D:1303:G3P:O2	2.17	0.44
1:A:1053:ILE:HG12	1:A:1088:LEU:CD2	2.48	0.44
1:B:1120:VAL:O	1:B:1124:ILE:HG13	2.18	0.44
1:A:1037:PHE:O	1:A:1039:GLN:N	2.43	0.44
1:C:1090:PRO:C	1:C:1092:SER:N	2.71	0.44
1:D:1149:THR:HA	1:D:1161:GLY:N	2.31	0.44
1:A:1026:GLY:CA	1:A:1106:LEU:HD22	2.47	0.44
1:B:1144:PHE:HD2	1:B:1201:PHE:HD1	1.65	0.44
1:A:1025:ASN:ND2	1:A:1105:ARG:HD2	2.32	0.44
1:A:1092:SER:O	1:A:1092:SER:OG	2.30	0.44
1:C:1080:ASP:HB3	1:C:1108:ARG:HG2	2.00	0.44
1:C:1110:VAL:HG13	1:C:1111:THR:HG23	2.00	0.44
1:A:1078:LEU:HD22	1:A:1082:PHE:CE2	2.53	0.44

Continued on next page...

Continued from previous page...

Atom-1	Atom-2	Interatomic distance (Å)	Clash overlap (Å)
1:A:1133:VAL:O	1:A:1137:MET:HG2	2.18	0.44
1:C:1050:GLN:O	1:C:1054:THR:HG23	2.17	0.44
1:D:1025:ASN:OD1	1:D:1105:ARG:HD2	2.17	0.44
1:A:1036:THR:OG1	1:A:1037:PHE:N	2.49	0.43
1:A:1175:THR:CB	1:B:1179:TRP:HZ2	2.31	0.43
1:B:1077:SER:O	1:B:1081:PHE:N	2.31	0.43
1:C:1133:VAL:HG21	1:C:1212:LEU:HD12	2.00	0.43
1:C:1090:PRO:C	1:C:1092:SER:H	2.21	0.43
1:C:1212:LEU:HD23	1:C:1213:VAL:HG13	2.01	0.43
1:D:1019:ILE:HD11	1:D:1112:ALA:HB3	1.99	0.43
1:D:1104:LEU:O	1:D:1107:PHE:HB2	2.18	0.43
1:B:1031:LEU:HB3	1:B:1037:PHE:CD1	2.53	0.43
1:A:1061:ILE:HA	1:A:1064:ILE:HD12	2.00	0.43
1:A:1089:VAL:O	1:A:1089:VAL:HG13	2.17	0.43
1:B:1074:ASP:HB3	1:B:1077:SER:HB2	2.00	0.43
1:C:1130:MET:C	1:C:1132:SER:N	2.72	0.43
1:D:1188:MET:O	1:D:1192:PRO:N	2.51	0.43
1:C:1200:PRO:HA	1:C:1203:PHE:CD2	2.48	0.43
1:D:1046:THR:O	1:D:1049:ASN:HB2	2.18	0.43
1:D:1140:PHE:CZ	1:D:1204:VAL:HG11	2.53	0.43
1:D:1084:VAL:O	1:D:1088:LEU:N	2.51	0.43
1:A:1024:LEU:HD23	1:A:1024:LEU:HA	1.67	0.43
1:C:1156:PHE:HE2	1:C:1190:VAL:CG2	2.32	0.43
1:D:1060:ILE:HD11	1:D:1081:PHE:CD1	2.53	0.43
1:D:1082:PHE:O	1:D:1086:ILE:HB	2.18	0.43
1:D:1197:PHE:CD1	1:D:1197:PHE:O	2.72	0.43
1:A:1059:GLU:O	1:A:1063:ARG:N	2.52	0.43
1:B:1083:VAL:HG11	1:B:1105:ARG:HA	2.01	0.43
1:C:1139:LEU:O	1:C:1139:LEU:HG	2.18	0.43
1:D:1204:VAL:O	1:D:1205:VAL:C	2.57	0.43
1:A:1149:THR:HG22	1:A:1161:GLY:O	2.19	0.43
1:C:1088:LEU:HD23	1:C:1088:LEU:HA	1.74	0.43
1:D:1079:PHE:CE2	1:D:1083:VAL:HG21	2.54	0.43
1:D:1080:ASP:O	1:D:1084:VAL:HG22	2.19	0.43
1:D:1168:TYR:O	1:D:1171:PHE:N	2.52	0.43
1:B:1060:ILE:O	1:B:1064:ILE:HG13	2.19	0.42
1:D:1183:ILE:O	1:D:1183:ILE:CG2	2.67	0.42
1:A:1212:LEU:HA	1:A:1212:LEU:HD23	1.82	0.42
1:B:1033:THR:HG22	1:B:1034:SER:N	2.33	0.42
1:B:1169:THR:O	1:B:1173:VAL:HG23	2.18	0.42
1:A:1005:ILE:C	1:A:1007:ASN:H	2.22	0.42

Continued on next page...

Continued from previous page...

Atom-1	Atom-2	Interatomic distance (Å)	Clash overlap (Å)
1:B:1127:ILE:N	1:B:1128:PRO:CD	2.82	0.42
1:C:1141:PHE:CZ	1:C:1174:MET:SD	3.13	0.42
1:C:1080:ASP:O	1:C:1084:VAL:HG13	2.19	0.42
1:D:1127:ILE:HG22	1:D:1128:PRO:N	2.34	0.42
1:A:1172:GLN:O	1:A:1173:VAL:C	2.54	0.42
1:A:1176:LEU:HD22	1:C:1175:THR:HB	2.01	0.42
1:B:1055:ILE:O	1:B:1058:ILE:HG13	2.20	0.42
1:B:1085:ALA:O	1:B:1088:LEU:HB2	2.19	0.42
1:C:1144:PHE:HE2	1:C:1201:PHE:HB2	1.85	0.42
1:D:1163:LEU:C	1:D:1163:LEU:CD1	2.86	0.42
1:A:1205:VAL:O	1:A:1209:MET:HB2	2.19	0.42
1:B:1042:GLY:O	1:B:1046:THR:HG23	2.20	0.42
1:C:1076:TRP:HZ2	1:C:1121:SER:OG	2.02	0.42
1:C:1171:PHE:O	1:C:1175:THR:HG23	2.19	0.42
1:D:1169:THR:HG23	1:D:1183:ILE:HD12	2.00	0.42
1:A:1160:PHE:HE1	1:A:1169:THR:HB	1.84	0.42
1:C:1072:PHE:CD1	1:C:1072:PHE:N	2.87	0.42
1:C:1119:ILE:O	1:C:1123:LEU:N	2.50	0.42
1:C:1126:VAL:HG11	1:C:1216:ILE:HG23	2.02	0.42
1:D:1146:ILE:C	1:D:1148:ALA:N	2.73	0.42
1:B:1002:TYR:CE1	1:B:1006:THR:OG1	2.66	0.42
1:C:1018:ILE:CD1	1:C:1108:ARG:HH21	2.32	0.42
1:D:1045:THR:HA	1:D:1048:PHE:HB3	2.00	0.42
1:C:1185:ARG:N	1:C:1186:PRO:CD	2.83	0.42
5:B:1301:6UB:NAP	5:B:1301:6UB:C26	2.83	0.41
1:C:1097:ILE:HG13	1:C:1098:LEU:HD22	2.01	0.41
1:D:1160:PHE:CZ	1:D:1169:THR:HB	2.55	0.41
1:B:1025:ASN:OD1	1:B:1105:ARG:HD2	2.19	0.41
1:B:1119:ILE:HD12	1:B:1119:ILE:HA	1.83	0.41
1:C:1042:GLY:O	1:C:1046:THR:OG1	2.29	0.41
1:C:1089:VAL:CG2	1:C:1090:PRO:CD	2.90	0.41
1:C:1139:LEU:O	1:C:1143:ILE:HG12	2.20	0.41
1:D:1160:PHE:HE2	1:D:1169:THR:HG21	1.67	0.41
1:A:1143:ILE:HD12	1:C:1103:VAL:HG22	2.02	0.41
1:A:1184:VAL:O	1:A:1188:MET:HG3	2.20	0.41
1:A:1198:PHE:O	1:A:1202:ILE:N	2.41	0.41
1:A:1018:ILE:HD13	1:A:1018:ILE:HA	1.87	0.41
1:A:1146:ILE:CD1	1:C:1030:GLY:HA2	2.50	0.41
1:B:1002:TYR:HD1	1:B:1006:THR:OG1	1.92	0.41
1:C:1137:MET:O	1:C:1139:LEU:N	2.53	0.41
1:A:1101:LEU:HD22	1:A:1104:LEU:HD11	2.02	0.41

Continued on next page...

Continued from previous page...

Atom-1	Atom-2	Interatomic distance (Å)	Clash overlap (Å)
1:D:1098:LEU:HD22	1:D:1101:LEU:HD12	2.02	0.41
1:D:1149:THR:CG2	1:D:1161:GLY:C	2.83	0.41
1:A:1207:PHE:CE2	1:C:1127:ILE:HD11	2.55	0.41
1:B:1008:ILE:HD13	1:B:1008:ILE:HG21	1.85	0.41
1:D:1043:VAL:HA	1:D:1046:THR:OG1	2.21	0.41
1:D:1149:THR:HG22	1:D:1162:THR:O	2.16	0.41
1:A:1069:ILE:H	1:A:1069:ILE:HG13	1.58	0.41
1:A:1143:ILE:HD13	1:A:1143:ILE:HA	1.84	0.41
1:D:1149:THR:CB	1:D:1161:GLY:C	2.88	0.41
1:B:1079:PHE:HZ	1:B:1107:PHE:HD2	1.68	0.41
1:B:1106:LEU:HD23	1:B:1106:LEU:HA	1.88	0.41
1:B:1193:TYR:HA	1:B:1195:TYR:HE1	1.85	0.41
1:A:1101:LEU:HD23	1:A:1101:LEU:HA	1.81	0.41
1:A:1105:ARG:C	1:A:1107:PHE:N	2.74	0.41
1:A:1106:LEU:H	1:A:1106:LEU:HG	1.73	0.41
1:A:1179:TRP:HZ2	1:C:1172:GLN:HA	1.85	0.41
1:A:1187:LEU:C	1:A:1189:GLU:H	2.24	0.41
1:B:1034:SER:OG	4:B:1302:G3P:O2P	2.35	0.41
1:B:1146:ILE:HG13	1:B:1163:LEU:HD13	2.02	0.41
1:C:1100:VAL:HG22	1:C:1100:VAL:O	2.21	0.41
1:C:1101:LEU:HD23	1:C:1101:LEU:HA	1.88	0.41
1:C:1152:PHE:HE2	1:C:1198:PHE:HE1	1.68	0.41
1:C:1202:ILE:HG21	1:D:1171:PHE:HZ	1.85	0.41
1:D:1086:ILE:O	1:D:1089:VAL:CG1	2.68	0.41
1:D:1144:PHE:HE2	1:D:1201:PHE:HB2	1.85	0.41
1:D:1201:PHE:O	1:D:1205:VAL:HG22	2.21	0.41
1:A:1213:VAL:HG23	1:A:1214:VAL:N	2.35	0.41
1:B:1185:ARG:O	1:B:1187:LEU:N	2.54	0.41
1:D:1192:PRO:O	1:D:1195:TYR:CE1	2.74	0.41
1:C:1206:THR:HG21	6:C:1302:D6C:C08	2.52	0.40
1:B:1033:THR:HG21	1:D:1163:LEU:N	2.36	0.40
1:B:1085:ALA:O	1:B:1088:LEU:N	2.45	0.40
1:D:1155:ARG:HG3	1:D:1190:VAL:HG11	2.03	0.40
1:A:1097:ILE:C	1:A:1097:ILE:CD1	2.85	0.40
1:C:1155:ARG:O	1:C:1156:PHE:CG	2.74	0.40
1:D:1060:ILE:HD11	1:D:1081:PHE:CE1	2.56	0.40
1:D:1185:ARG:N	1:D:1186:PRO:HD2	2.36	0.40
1:A:1038:MET:O	1:A:1038:MET:CE	2.69	0.40
1:B:1174:MET:HG3	1:B:1205:VAL:HG11	1.97	0.40
1:D:1162:THR:CG2	1:D:1165:GLU:CB	2.84	0.40
1:D:1200:PRO:C	1:D:1202:ILE:N	2.75	0.40

Continued on next page...

Continued from previous page...

Atom-1	Atom-2	Interatomic distance (Å)	Clash overlap (Å)
1:D:1213:VAL:O	1:D:1216:ILE:N	2.54	0.40
1:A:1162:THR:OG1	1:A:1163:LEU:N	2.55	0.40
1:A:1217:ILE:O	1:A:1219:ASP:N	2.55	0.40
1:B:1016:LYS:O	1:B:1020:TYR:HB2	2.22	0.40
1:B:1141:PHE:CE2	1:B:1174:MET:HE3	2.57	0.40
1:C:1057:THR:HA	1:C:1060:ILE:HD12	2.04	0.40
1:C:1149:THR:HG21	1:D:1033:THR:HG23	2.03	0.40

There are no symmetry-related clashes.

5.3 Torsion angles (i)

5.3.1 Protein backbone (i)

In the following table, the Percentiles column shows the percent Ramachandran outliers of the chain as a percentile score with respect to all X-ray entries followed by that with respect to entries of similar resolution.

The Analysed column shows the number of residues for which the backbone conformation was analysed, and the total number of residues.

Mol	Chain	Analysed	Favoured	Allowed	Outliers	Percentiles
1	A	217/284 (76%)	179 (82%)	32 (15%)	6 (3%)	5 17
1	B	230/284 (81%)	197 (86%)	28 (12%)	5 (2%)	6 22
1	C	217/284 (76%)	180 (83%)	28 (13%)	9 (4%)	3 9
1	D	230/284 (81%)	196 (85%)	26 (11%)	8 (4%)	3 12
All	All	894/1136 (79%)	752 (84%)	114 (13%)	28 (3%)	4 14

All (28) Ramachandran outliers are listed below:

Mol	Chain	Res	Type
1	A	1096	GLU
1	C	1131	LEU
1	A	1006	THR
1	A	1145	ALA
1	B	1114	PRO
1	C	1010	GLU
1	C	1102	ARG
1	D	1096	GLU

Continued on next page...

Continued from previous page...

Mol	Chain	Res	Type
1	D	1147	MET
1	C	1091	THR
1	C	1117	ARG
1	C	1138	THR
1	D	1131	LEU
1	D	1201	PHE
1	A	1106	LEU
1	A	1141	PHE
1	A	1200	PRO
1	B	1044	TYR
1	C	1075	PRO
1	C	1079	PHE
1	D	1035	LYS
1	D	1066	VAL
1	B	1010	GLU
1	B	1185	ARG
1	D	1040	SER
1	D	1200	PRO
1	C	1214	VAL
1	B	1097	ILE

5.3.2 Protein sidechains (i)

In the following table, the Percentiles column shows the percent sidechain outliers of the chain as a percentile score with respect to all X-ray entries followed by that with respect to entries of similar resolution.

The Analysed column shows the number of residues for which the sidechain conformation was analysed, and the total number of residues.

Mol	Chain	Analysed	Rotameric	Outliers	Percentiles
1	A	202/263 (77%)	180 (89%)	22 (11%)	6 19
1	B	213/263 (81%)	199 (93%)	14 (7%)	16 44
1	C	202/263 (77%)	185 (92%)	17 (8%)	11 31
1	D	213/263 (81%)	193 (91%)	20 (9%)	8 26
All	All	830/1052 (79%)	757 (91%)	73 (9%)	10 29

All (73) residues with a non-rotameric sidechain are listed below:

Mol	Chain	Res	Type
1	A	1003	LEU

Continued on next page...

Continued from previous page...

Mol	Chain	Res	Type
1	A	1015	THR
1	A	1068	ARG
1	A	1069	ILE
1	A	1072	PHE
1	A	1086	ILE
1	A	1095	PHE
1	A	1096	GLU
1	A	1097	ILE
1	A	1099	ARG
1	A	1102	ARG
1	A	1115	GLN
1	A	1121	SER
1	A	1141	PHE
1	A	1149	THR
1	A	1155	ARG
1	A	1163	LEU
1	A	1171	PHE
1	A	1178	ASP
1	A	1181	ASN
1	A	1185	ARG
1	A	1212	LEU
1	B	1001	MET
1	B	1002	TYR
1	B	1003	LEU
1	B	1008	ILE
1	B	1025	ASN
1	B	1041	PHE
1	B	1049	ASN
1	B	1091	THR
1	B	1151	LEU
1	B	1167	PHE
1	B	1189	GLU
1	B	1203	PHE
1	B	1221	MET
1	B	1227	LYS
1	C	1003	LEU
1	C	1018	ILE
1	C	1032	GLU
1	C	1072	PHE
1	C	1073	LYS
1	C	1088	LEU
1	C	1163	LEU

Continued on next page...

Continued from previous page...

Mol	Chain	Res	Type
1	C	1166	SER
1	C	1167	PHE
1	C	1170	LEU
1	C	1175	THR
1	C	1183	ILE
1	C	1185	ARG
1	C	1187	LEU
1	C	1190	VAL
1	C	1206	THR
1	C	1210	ILE
1	D	1008	ILE
1	D	1010	GLU
1	D	1014	PHE
1	D	1021	LEU
1	D	1035	LYS
1	D	1068	ARG
1	D	1069	ILE
1	D	1091	THR
1	D	1095	PHE
1	D	1097	ILE
1	D	1107	PHE
1	D	1132	SER
1	D	1137	MET
1	D	1155	ARG
1	D	1167	PHE
1	D	1175	THR
1	D	1183	ILE
1	D	1186	PRO
1	D	1203	PHE
1	D	1219	ASP

Sometimes sidechains can be flipped to improve hydrogen bonding and reduce clashes. All (1) such sidechains are listed below:

Mol	Chain	Res	Type
1	A	1025	ASN

5.3.3 RNA (i)

There are no RNA molecules in this entry.

5.4 Non-standard residues in protein, DNA, RNA chains (i)

There are no non-standard protein/DNA/RNA residues in this entry.

5.5 Carbohydrates (i)

There are no monosaccharides in this entry.

5.6 Ligand geometry (i)

Of 13 ligands modelled in this entry, 3 are monoatomic - leaving 10 for Mogul analysis.

In the following table, the Counts columns list the number of bonds (or angles) for which Mogul statistics could be retrieved, the number of bonds (or angles) that are observed in the model and the number of bonds (or angles) that are defined in the Chemical Component Dictionary. The Link column lists molecule types, if any, to which the group is linked. The Z score for a bond length (or angle) is the number of standard deviations the observed value is removed from the expected value. A bond length (or angle) with $|Z| > 2$ is considered an outlier worth inspection. RMSZ is the root-mean-square of all Z scores of the bond lengths (or angles).

Mol	Type	Chain	Res	Link	Bond lengths			Bond angles		
					Counts	RMSZ	$\#\|Z\| > 2$	Counts	RMSZ	$\#\|Z\| > 2$
4	G3P	A	1303	-	9,9,9	1.18	1 (11%)	10,12,12	0.92	0
5	6UB	B	1301	-	28,29,29	3.22	13 (46%)	38,39,39	3.40	18 (47%)
2	LPC	D	1301	-	20,20,30	1.71	4 (20%)	22,24,37	1.81	2 (9%)
6	D6C	C	1302	-	31,31,31	2.38	6 (19%)	43,43,43	2.83	16 (37%)
2	LPC	A	1301	-	20,20,30	1.73	4 (20%)	22,24,37	1.95	2 (9%)
4	G3P	B	1302	-	9,9,9	1.05	0	10,12,12	1.06	1 (10%)
4	G3P	D	1303	-	9,9,9	1.20	2 (22%)	10,12,12	0.63	0
4	G3P	C	1304	-	9,9,9	2.09	2 (22%)	10,12,12	1.39	2 (20%)
2	LPC	C	1301	-	20,20,30	2.24	5 (25%)	22,24,37	1.61	3 (13%)
4	G3P	A	1304	-	9,9,9	1.00	1 (11%)	10,12,12	1.26	1 (10%)

In the following table, the Chirals column lists the number of chiral outliers, the number of chiral centers analysed, the number of these observed in the model and the number defined in the Chemical Component Dictionary. Similar counts are reported in the Torsion and Rings columns. '-' means no outliers of that kind were identified.

Mol	Type	Chain	Res	Link	Chirals	Torsions	Rings
4	G3P	A	1303	-	-	5/8/8/8	-
5	6UB	B	1301	-	-	15/22/42/42	0/2/2/2

Continued on next page...

Continued from previous page...

Mol	Type	Chain	Res	Link	Chirals	Torsions	Rings
2	LPC	D	1301	-	-	13/22/22/32	-
6	D6C	C	1302	-	-	6/15/35/35	0/3/3/3
2	LPC	A	1301	-	-	10/22/22/32	-
4	G3P	B	1302	-	-	1/8/8/8	-
4	G3P	D	1303	-	-	4/8/8/8	-
4	G3P	C	1304	-	-	1/8/8/8	-
2	LPC	C	1301	-	-	14/22/22/32	-
4	G3P	A	1304	-	-	2/8/8/8	-

All (38) bond length outliers are listed below:

Mol	Chain	Res	Type	Atoms	Z	Observed(Å)	Ideal(Å)
5	B	1301	6UB	CAW-NAP	9.67	1.52	1.37
5	B	1301	6UB	CAU-CAX	7.46	1.61	1.47
6	C	1302	D6C	C16-N17	7.45	1.50	1.43
2	C	1301	LPC	OQ1-CA	7.44	1.44	1.22
5	B	1301	6UB	CAT-NAP	6.59	1.47	1.38
6	C	1302	D6C	C23-N17	6.27	1.49	1.37
2	D	1301	LPC	OQ1-CA	5.77	1.39	1.22
6	C	1302	D6C	C09-S10	-5.44	1.79	1.84
2	A	1301	LPC	OQ1-CA	5.22	1.38	1.22
4	C	1304	G3P	P-O1P	4.78	1.75	1.60
6	C	1302	D6C	C11-S10	4.47	1.81	1.77
2	C	1301	LPC	OQ2-CA	3.73	1.44	1.33
5	B	1301	6UB	OAS-CAV	3.43	1.40	1.33
5	B	1301	6UB	OAQ-CAU	3.32	1.40	1.33
5	B	1301	6UB	CAV-CAY	3.31	1.53	1.47
5	B	1301	6UB	OAE-CAU	-3.10	1.15	1.21
4	A	1303	G3P	P-O1P	2.99	1.69	1.60
2	C	1301	LPC	P5-O4	2.90	1.68	1.58
5	B	1301	6UB	CAC-CAT	2.83	1.54	1.49
2	D	1301	LPC	OQ2-CA	2.63	1.41	1.33
2	C	1301	LPC	OQ2-C9	-2.56	1.39	1.45
2	A	1301	LPC	OQ2-C9	-2.54	1.39	1.45
6	C	1302	D6C	O26-C27	2.49	1.40	1.35
5	B	1301	6UB	CBA-CBB	2.48	1.56	1.53
2	C	1301	LPC	P5-O6	2.44	1.69	1.59
4	A	1304	G3P	P-O1P	2.42	1.67	1.60
5	B	1301	6UB	CBB-CAX	-2.39	1.48	1.52
4	C	1304	G3P	O1P-C3	-2.38	1.35	1.44
5	B	1301	6UB	CAK-CBA	-2.34	1.36	1.39

Continued on next page...

Continued from previous page...

Mol	Chain	Res	Type	Atoms	Z	Observed(Å)	Ideal(Å)
4	D	1303	G3P	P-O1P	2.31	1.67	1.60
5	B	1301	6UB	CAZ-CLAG	2.26	1.79	1.73
2	D	1301	LPC	CB-CA	2.24	1.57	1.50
6	C	1302	D6C	C16-C11	-2.21	1.37	1.40
2	A	1301	LPC	OQ2-CA	2.20	1.39	1.33
4	D	1303	G3P	P-O2P	2.20	1.57	1.50
2	D	1301	LPC	OQ2-C9	-2.14	1.40	1.45
5	B	1301	6UB	OAQ-CAB	-2.07	1.40	1.45
2	A	1301	LPC	P5-O4	2.07	1.65	1.58

All (45) bond angle outliers are listed below:

Mol	Chain	Res	Type	Atoms	Z	Observed(^{o})	Ideal(^{o})
5	B	1301	6UB	CAT-NAP-CAW	-9.97	113.97	122.35
5	B	1301	6UB	CAZ-CBA-CBB	-9.56	111.30	123.97
2	D	1301	LPC	OQ2-CA-OQ1	-7.38	105.16	123.63
5	B	1301	6UB	CAC-CAT-CAX	-7.35	120.31	127.61
2	A	1301	LPC	OQ2-CA-OQ1	-7.01	106.09	123.63
6	C	1302	D6C	C25-C09-S10	6.69	115.73	109.10
6	C	1302	D6C	C25-C23-N17	6.63	122.51	115.49
6	C	1302	D6C	C18-N17-C16	-5.53	107.66	118.09
6	C	1302	D6C	C09-C25-C23	5.50	118.88	113.99
5	B	1301	6UB	CBA-CAZ-CLAG	-5.39	114.90	120.41
6	C	1302	D6C	O24-C23-C25	-5.28	113.29	121.25
2	C	1301	LPC	OQ2-CA-OQ1	-5.27	110.44	123.63
6	C	1302	D6C	C19-C18-N17	5.05	120.72	111.55
5	B	1301	6UB	CAK-CBA-CAZ	4.68	121.51	116.82
6	C	1302	D6C	O26-C27-C28	4.68	119.43	111.09
5	B	1301	6UB	O25-C24-CAW	-4.31	99.81	109.99
2	A	1301	LPC	OQ1-CA-CB	-4.27	107.07	123.78
5	B	1301	6UB	CAK-CBA-CBB	4.22	127.19	119.39
6	C	1302	D6C	C12-C11-C16	4.22	124.56	120.00
2	C	1301	LPC	OQ1-CA-CB	-4.05	107.92	123.78
6	C	1302	D6C	C16-N17-C23	4.05	129.45	122.98
5	B	1301	6UB	CBA-CBB-CAY	3.78	118.46	110.95
5	B	1301	6UB	CAX-CAT-NAP	3.58	122.30	119.29
5	B	1301	6UB	OAS-CAV-CAY	3.54	118.65	112.28
6	C	1302	D6C	C18-N17-C23	3.48	122.89	117.90
6	C	1302	D6C	C01-O02-C03	-3.37	110.26	117.50
6	C	1302	D6C	C08-C07-C06	-3.23	117.96	121.18
5	B	1301	6UB	CAJ-CAZ-CLAG	2.91	124.15	118.42
2	D	1301	LPC	OQ1-CA-CB	-2.85	112.63	123.78

Continued on next page...

Continued from previous page...

Mol	Chain	Res	Type	Atoms	Z	Observed(^{o})	Ideal(^{o})
4	C	1304	G3P	O1P-P-O2P	2.81	114.02	106.44
5	B	1301	6UB	CAI-CAK-CBA	-2.81	117.63	120.99
6	C	1302	D6C	C16-C11-S10	-2.77	116.87	121.90
6	C	1302	D6C	C15-C16-N17	2.75	122.68	119.31
4	A	1304	G3P	O1P-P-O2P	2.73	113.83	106.44
5	B	1301	6UB	CAX-CBB-CAY	2.71	114.38	109.78
5	B	1301	6UB	OAF-CAV-CAY	-2.67	119.58	125.20
4	B	1302	G3P	O1P-P-O2P	2.55	113.32	106.44
5	B	1301	6UB	CBA-CBB-CAX	2.52	115.95	110.95
5	B	1301	6UB	OAQ-CAU-CAX	2.43	116.78	112.31
4	C	1304	G3P	O4P-P-O1P	2.39	112.90	106.67
6	C	1302	D6C	C06-C09-C25	-2.34	111.82	116.69
2	C	1301	LPC	O4-P5-O5B	2.31	118.20	110.12
5	B	1301	6UB	CBB-CAX-CAU	-2.30	111.43	117.09
5	B	1301	6UB	CAY-CAW-NAP	2.20	122.77	120.49
6	C	1302	D6C	C15-C16-C11	-2.11	115.72	118.59

There are no chirality outliers.

All (71) torsion outliers are listed below:

Mol	Chain	Res	Type	Atoms
2	A	1301	LPC	C7-O6-P5-O5B
2	A	1301	LPC	O8-C8-C9-OQ2
2	C	1301	LPC	C3-O4-P5-O5A
2	C	1301	LPC	C7-O6-P5-O4
2	C	1301	LPC	C7-O6-P5-O5B
2	D	1301	LPC	C3-O4-P5-O5A
2	D	1301	LPC	C3-O4-P5-O5B
2	D	1301	LPC	C7-O6-P5-O4
2	D	1301	LPC	CB-CA-OQ2-C9
4	A	1303	G3P	C2-C3-O1P-P
4	A	1304	G3P	O1-C1-C2-C3
4	B	1302	G3P	C2-C3-O1P-P
5	B	1301	6UB	O25-C24-CAW-NAP
5	B	1301	6UB	OAE-CAU-CAX-CAT
5	B	1301	6UB	OAQ-CAU-CAX-CAT
5	B	1301	6UB	CAX-CAU-OAQ-CAB
6	C	1302	D6C	C19-C18-N17-C16
6	C	1302	D6C	C19-C18-N17-C23
5	B	1301	6UB	OAE-CAU-OAQ-CAB
2	D	1301	LPC	OQ1-CA-OQ2-C9
2	C	1301	LPC	CB-CA-OQ2-C9

Continued on next page...

Continued from previous page...

Mol	Chain	Res	Type	Atoms
6	C	1302	D6C	C08-C03-O02-C01
2	C	1301	LPC	O6-C7-C8-O8
4	A	1303	G3P	O2-C2-C3-O1P
6	C	1302	D6C	C04-C03-O02-C01
5	B	1301	6UB	CAY-CAV-OAS-CAL
2	D	1301	LPC	C7-C8-C9-OQ2
4	D	1303	G3P	O2-C2-C3-O1P
2	D	1301	LPC	O8-C8-C9-OQ2
2	D	1301	LPC	CA-CB-CC-CD
5	B	1301	6UB	OAF-CAV-OAS-CAL
2	C	1301	LPC	OQ1-CA-OQ2-C9
2	C	1301	LPC	O6-C7-C8-C9
2	A	1301	LPC	CB-CA-OQ2-C9
2	C	1301	LPC	CC-CD-CE-CF
6	C	1302	D6C	C28-C27-O26-C25
4	A	1303	G3P	O1-C1-C2-C3
4	D	1303	G3P	O1-C1-C2-C3
4	A	1303	G3P	O1-C1-C2-O2
2	C	1301	LPC	CA-CB-CC-CD
5	B	1301	6UB	O25-C26-C27-N28
2	C	1301	LPC	CF-CG-CH-CI
2	D	1301	LPC	O6-C7-C8-O8
2	D	1301	LPC	CD-CE-CF-CG
2	A	1301	LPC	CC-CD-CE-CF
5	B	1301	6UB	OAF-CAV-CAY-CAW
4	A	1304	G3P	O1-C1-C2-O2
2	D	1301	LPC	CF-CG-CH-CI
2	A	1301	LPC	CD-CE-CF-CG
5	B	1301	6UB	OAS-CAV-CAY-CAW
2	A	1301	LPC	CF-CG-CH-CI
2	A	1301	LPC	C7-C8-C9-OQ2
2	C	1301	LPC	CB-CC-CD-CE
6	C	1302	D6C	O29-C27-O26-C25
2	A	1301	LPC	CB-CC-CD-CE
4	D	1303	G3P	O1-C1-C2-O2
5	B	1301	6UB	OAQ-CAU-CAX-CBB
2	D	1301	LPC	C7-O6-P5-O5B
5	B	1301	6UB	OAE-CAU-CAX-CBB
4	C	1304	G3P	C3-O1P-P-O2P
5	B	1301	6UB	OAF-CAV-CAY-CBB
2	A	1301	LPC	CA-CB-CC-CD
5	B	1301	6UB	OAS-CAV-CAY-CBB

Continued on next page...

Continued from previous page...

Mol	Chain	Res	Type	Atoms
4	A	1303	G3P	C1-C2-C3-O1P
4	D	1303	G3P	C1-C2-C3-O1P
5	B	1301	6UB	CAA-CAL-OAS-CAV
2	C	1301	LPC	C3-O4-P5-O6
2	C	1301	LPC	OQ2-CA-CB-CC
2	C	1301	LPC	C3-O4-P5-O5B
2	A	1301	LPC	OQ1-CA-CB-CC
2	D	1301	LPC	OQ1-CA-CB-CC

There are no ring outliers.

7 monomers are involved in 19 short contacts:

Mol	Chain	Res	Type	Clashes	Symm-Clashes
4	A	1303	G3P	2	0
5	B	1301	6UB	5	0
6	C	1302	D6C	1	0
2	A	1301	LPC	3	0
4	B	1302	G3P	3	0
4	D	1303	G3P	3	0
2	C	1301	LPC	2	0

The following is a two-dimensional graphical depiction of Mogul quality analysis of bond lengths, bond angles, torsion angles, and ring geometry for all instances of the Ligand of Interest. In addition, ligands with molecular weight > 250 and outliers as shown on the validation Tables will also be included. For torsion angles, if less then 5% of the Mogul distribution of torsion angles is within 10 degrees of the torsion angle in question, then that torsion angle is considered an outlier. Any bond that is central to one or more torsion angles identified as an outlier by Mogul will be highlighted in the graph. For rings, the root-mean-square deviation (RMSD) between the ring in question and similar rings identified by Mogul is calculated over all ring torsion angles. If the average RMSD is greater than 60 degrees and the minimal RMSD between the ring in question and any Mogul-identified rings is also greater than 60 degrees, then that ring is considered an outlier. The outliers are highlighted in purple. The color gray indicates Mogul did not find sufficient equivalents in the CSD to analyse the geometry.

Ligand G3P A 1303

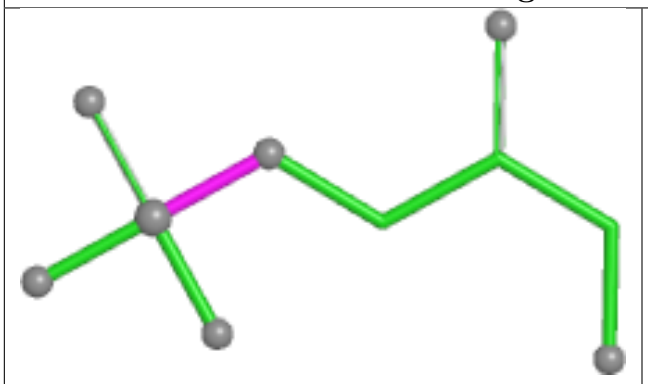

Bond lengths

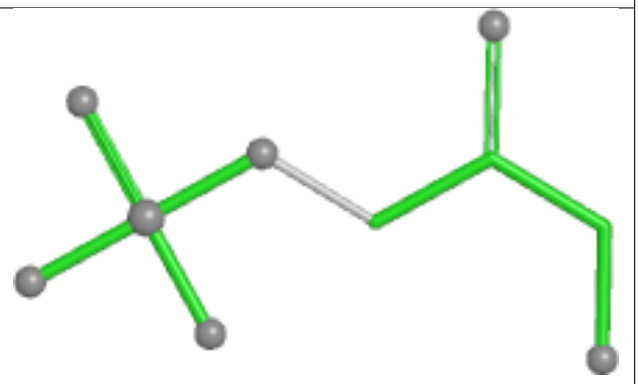

Bond angles

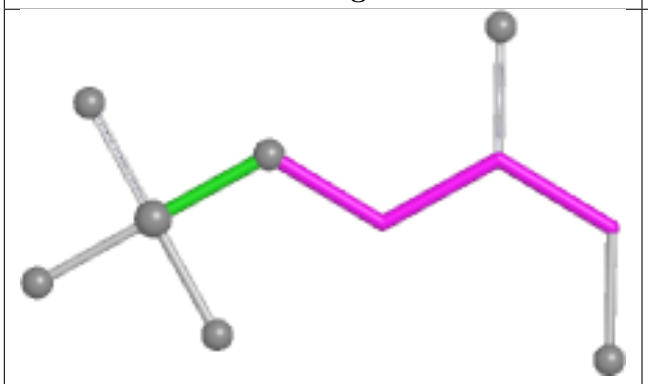

Torsions

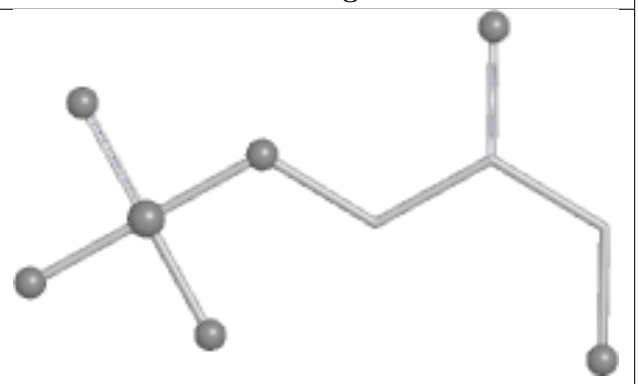

Rings

Ligand 6UB B 1301

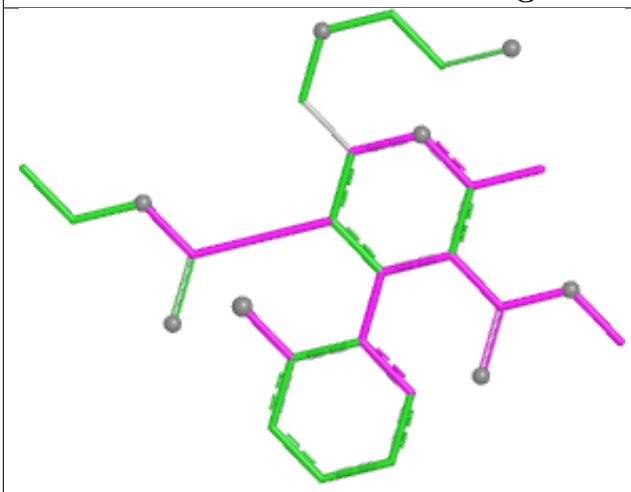

Bond lengths

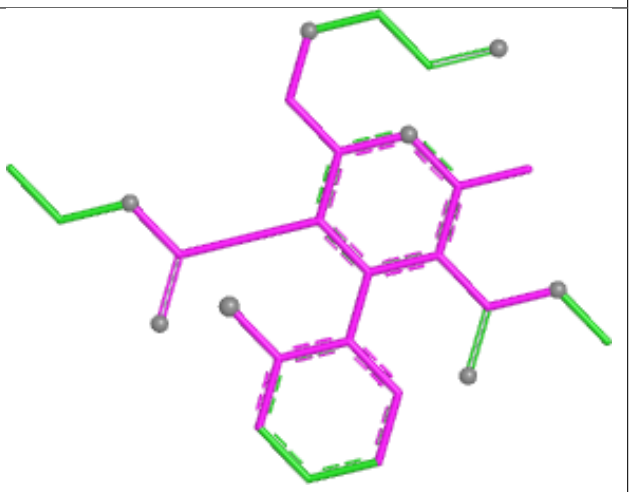

Bond angles

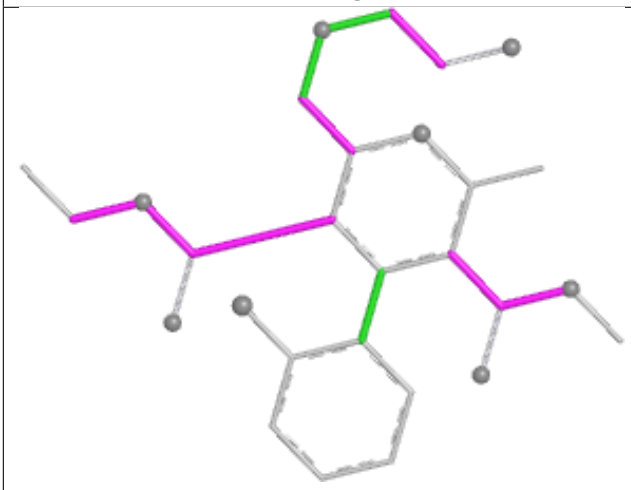

Torsions

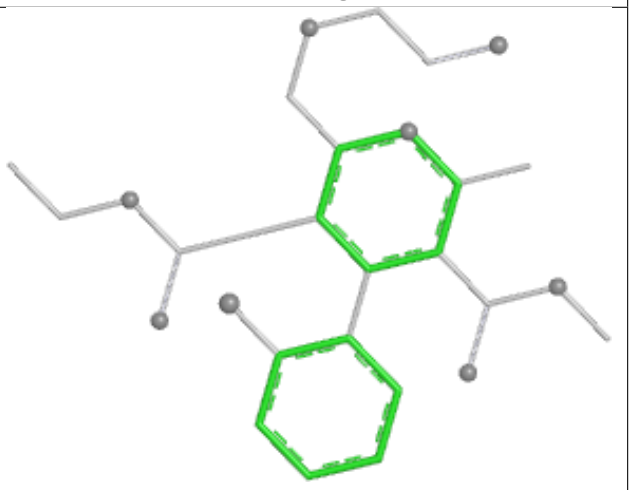

Rings

Ligand LPC D 1301

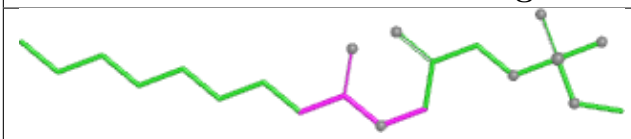

Bond lengths

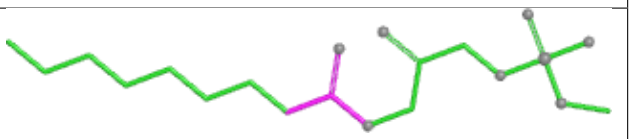

Bond angles

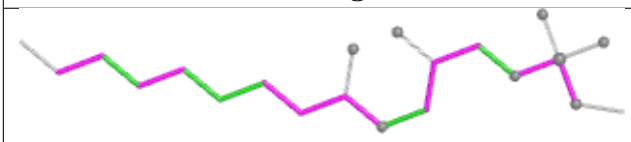

Torsions

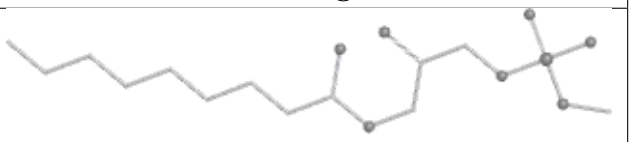

Rings

Ligand D6C C 1302	
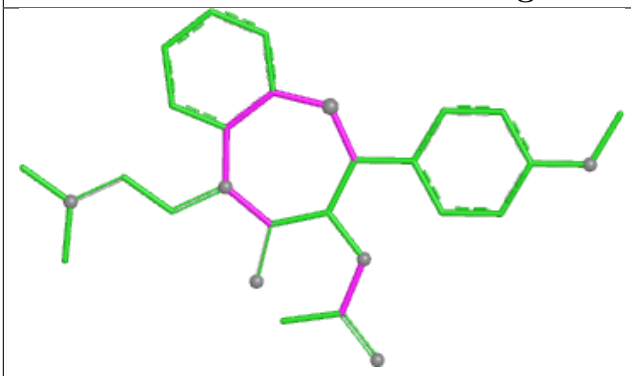 Bond lengths	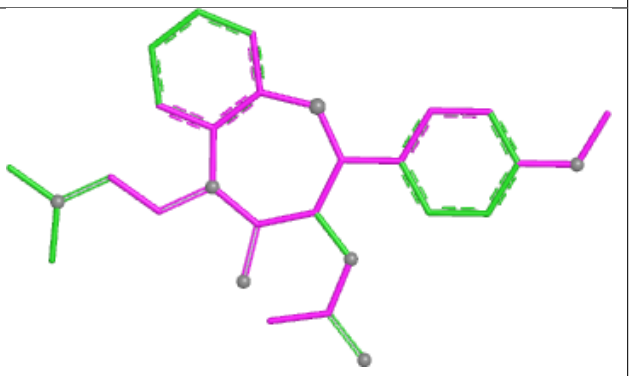 Bond angles
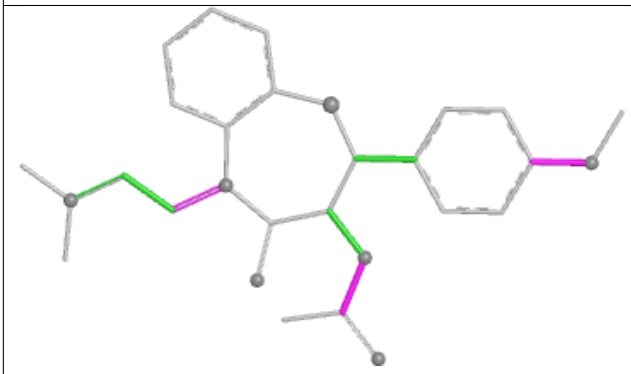 Torsions	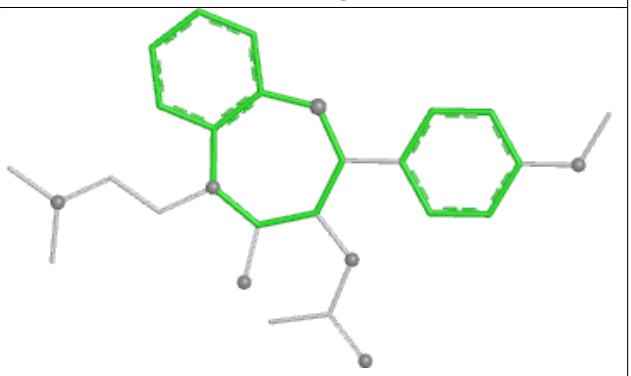 Rings

Ligand LPC A 1301	
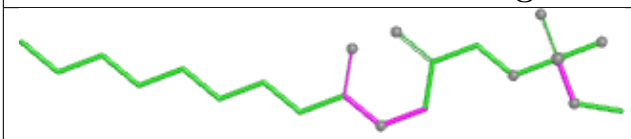 Bond lengths	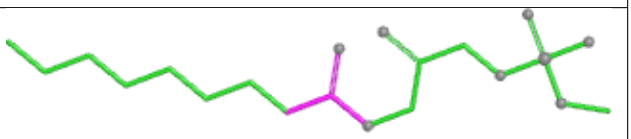 Bond angles
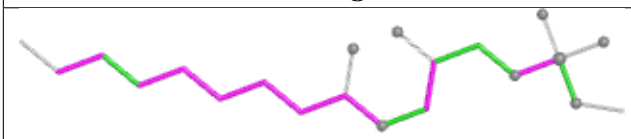 Torsions	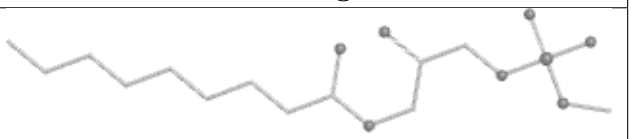 Rings

Ligand G3P B 1302

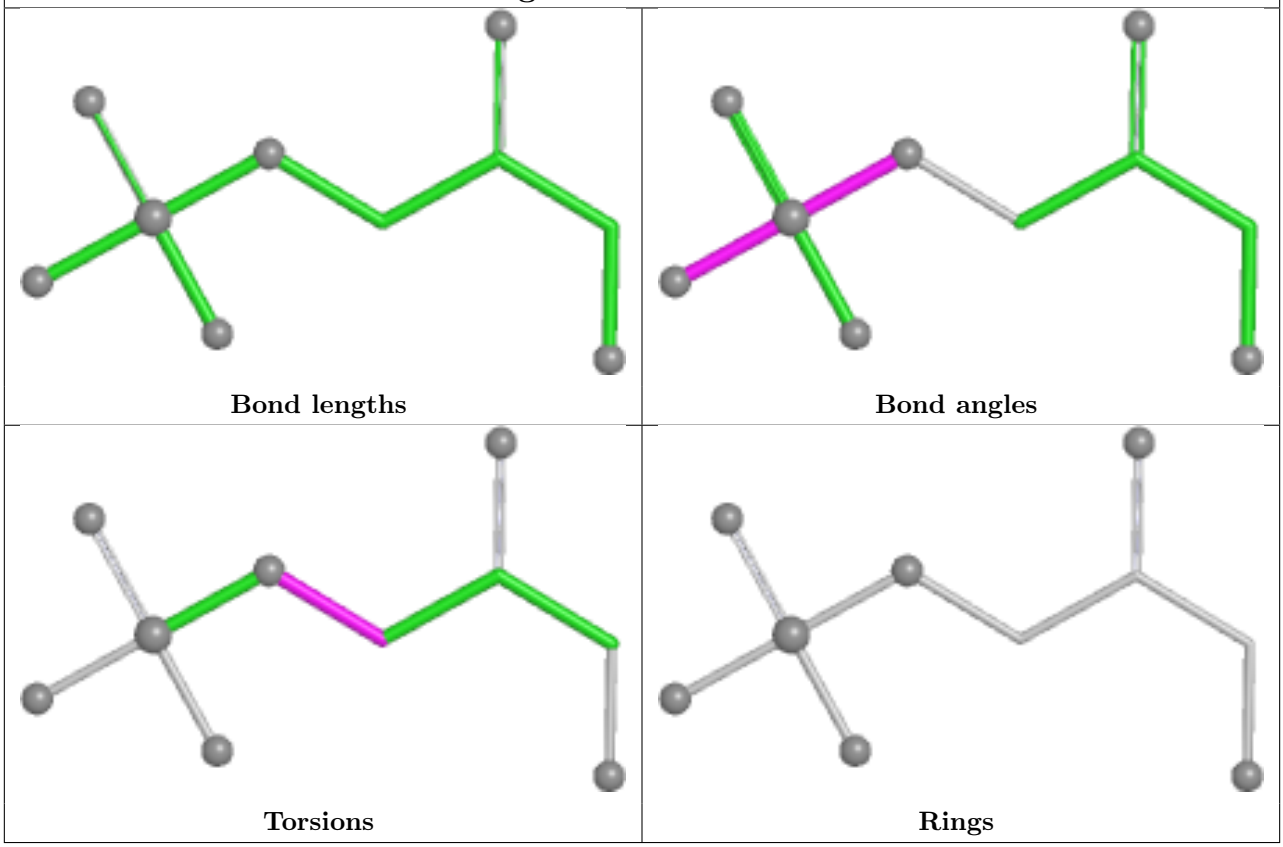

Ligand G3P D 1303

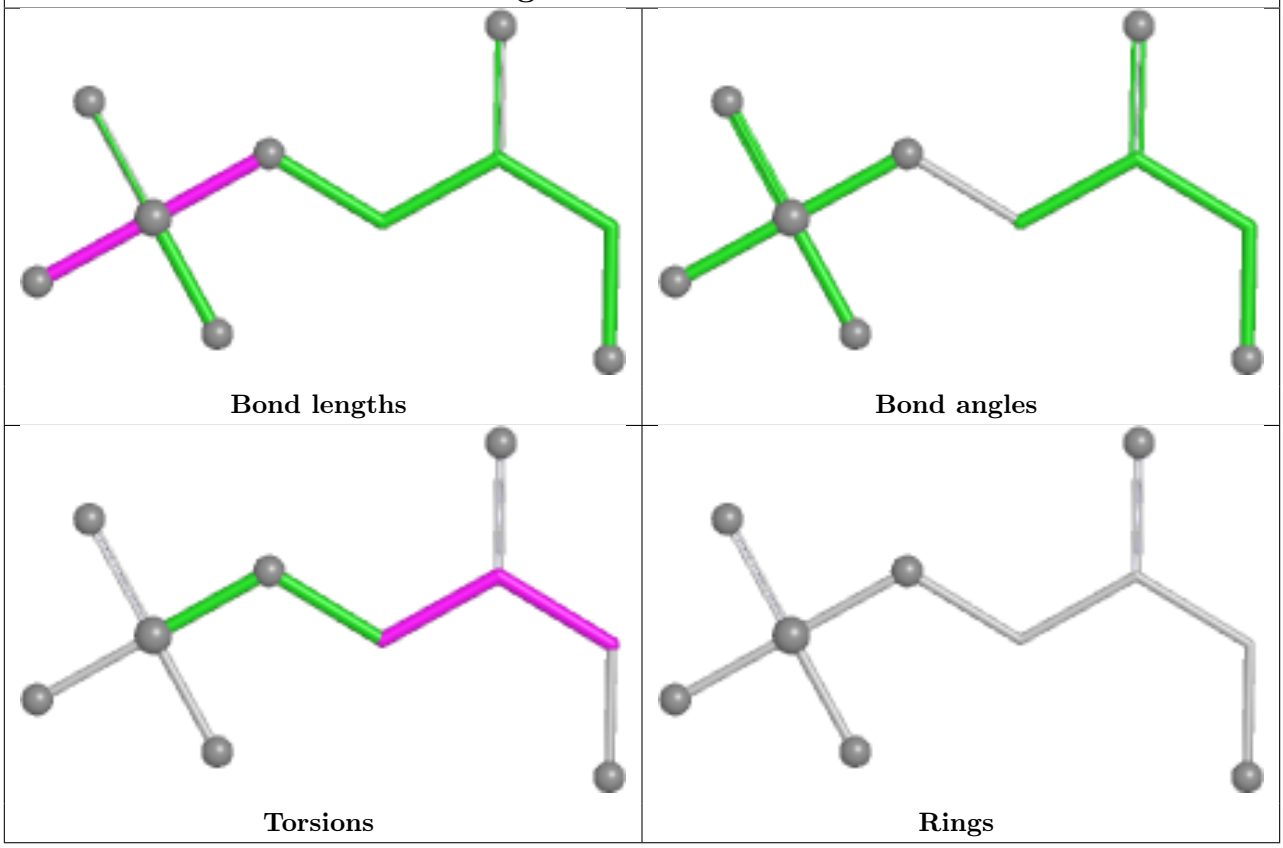

Ligand G3P C 1304

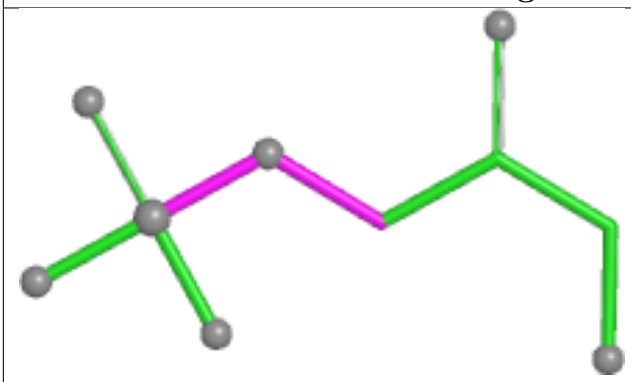

Bond lengths

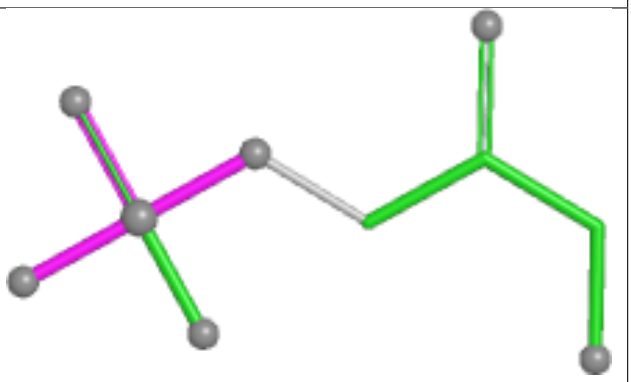

Bond angles

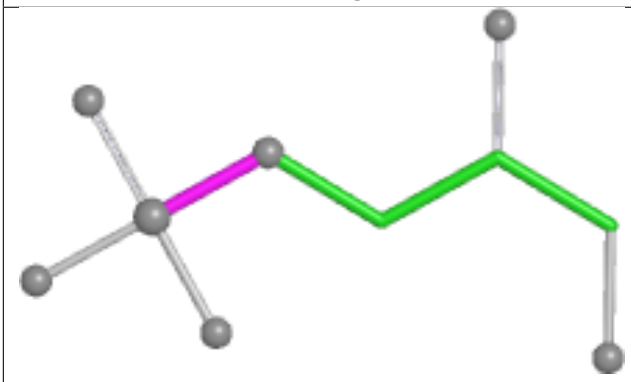

Torsions

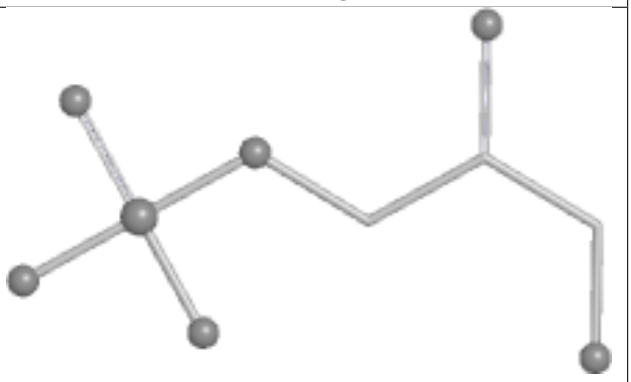

Rings

Ligand LPC C 1301

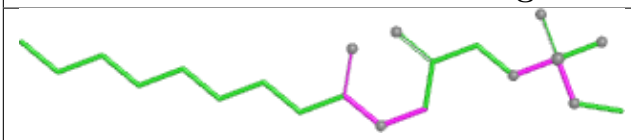

Bond lengths

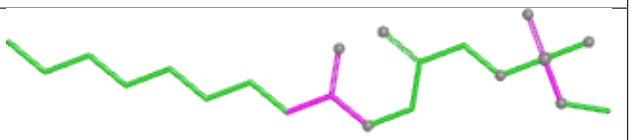

Bond angles

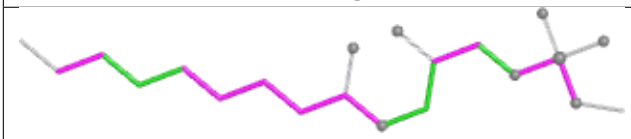

Torsions

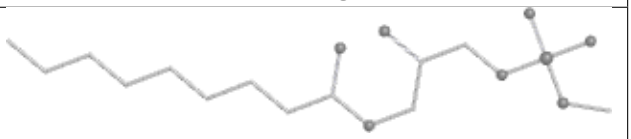

Rings

Ligand G3P A 1304

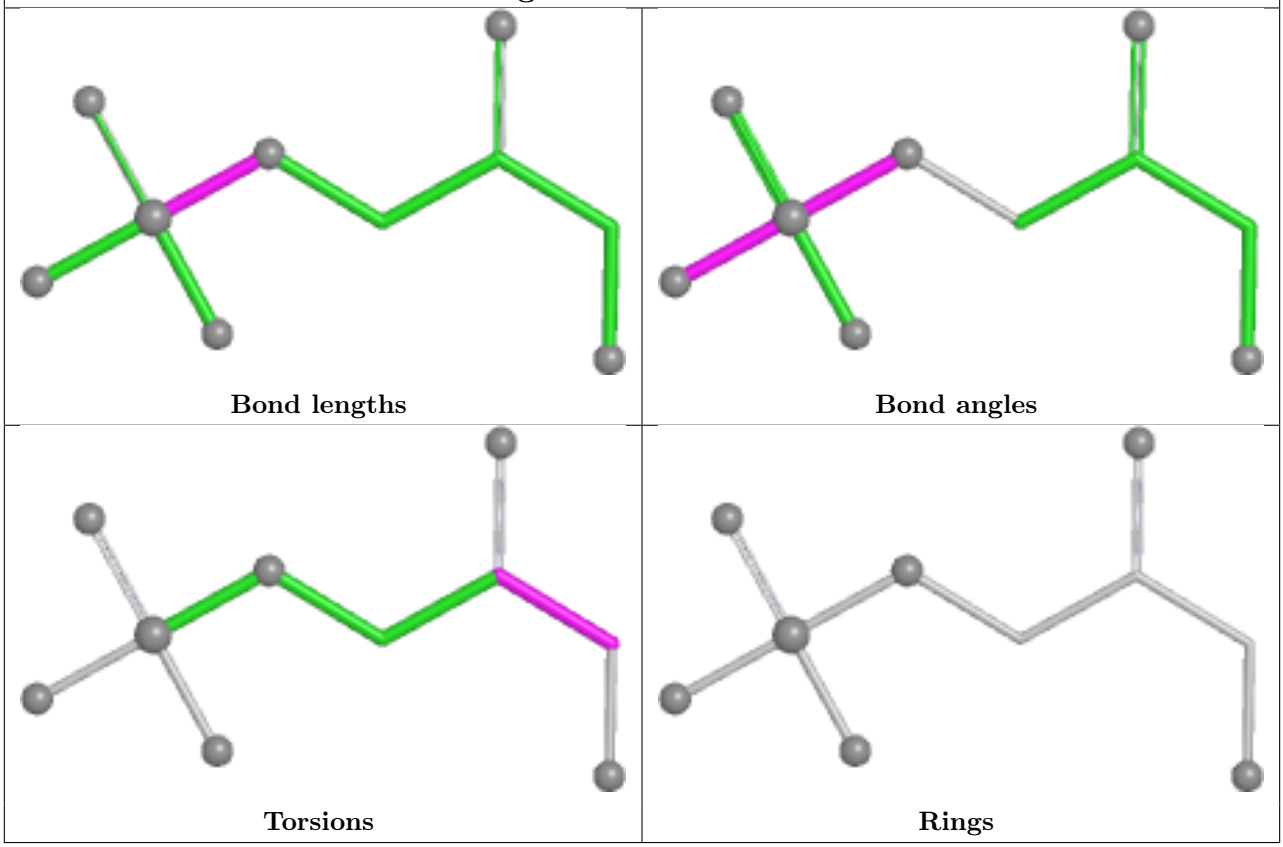

5.7 Other polymers (i)

There are no such residues in this entry.

5.8 Polymer linkage issues (i)

There are no chain breaks in this entry.

6 Fit of model and data (i)

6.1 Protein, DNA and RNA chains (i)

In the following table, the column labelled '#RSRZ> 2' contains the number (and percentage) of RSRZ outliers, followed by percent RSRZ outliers for the chain as percentile scores relative to all X-ray entries and entries of similar resolution. The OWAB column contains the minimum, median, 95th percentile and maximum values of the occupancy-weighted average B-factor per residue. The column labelled 'Q< 0.9' lists the number of (and percentage) of residues with an average occupancy less than 0.9.

Mol	Chain	Analysed	<RSRZ>	#RSRZ>2			OWAB(Å^2)	Q<0.9
1	A	219/284 (77%)	0.21	6 (2%)	54	44	28, 80, 143, 168	0
1	B	232/284 (81%)	0.25	10 (4%)	35	25	29, 84, 152, 222	0
1	C	219/284 (77%)	0.12	4 (1%)	68	61	26, 86, 121, 137	0
1	D	232/284 (81%)	0.27	13 (5%)	24	16	26, 79, 136, 166	0
All	All	902/1136 (79%)	0.21	33 (3%)	41	31	26, 83, 135, 222	0

All (33) RSRZ outliers are listed below:

Mol	Chain	Res	Type	RSRZ
1	B	1223	ILE	8.1
1	B	1214	VAL	4.7
1	B	1009	VAL	4.0
1	C	1112	ALA	3.7
1	B	1225	ASN	3.5
1	B	1226	GLN	3.5
1	A	1013	PHE	3.5
1	D	1019	ILE	3.4
1	A	1003	LEU	3.2
1	B	1222	ALA	3.2
1	A	1006	THR	2.9
1	C	1108	ARG	2.8
1	D	1098	LEU	2.8
1	D	1231	HIS	2.7
1	C	1007	ASN	2.7
1	A	1008	ILE	2.6
1	B	1008	ILE	2.5
1	D	1223	ILE	2.5
1	D	1095	PHE	2.5
1	D	1090	PRO	2.4
1	B	1091	THR	2.4

Continued on next page...

Continued from previous page...

Mol	Chain	Res	Type	RSRZ
1	D	1041	PHE	2.4
1	A	1011	SER	2.4
1	B	1005	ILE	2.3
1	C	1014	PHE	2.3
1	D	1006	THR	2.3
1	D	1060	ILE	2.3
1	A	1009	VAL	2.2
1	D	1229	GLU	2.2
1	D	1069	ILE	2.2
1	D	1097	ILE	2.1
1	D	1110	VAL	2.1
1	B	1230	GLN	2.0

6.2 Non-standard residues in protein, DNA, RNA chains (i)

There are no non-standard protein/DNA/RNA residues in this entry.

6.3 Carbohydrates (i)

There are no monosaccharides in this entry.

6.4 Ligands (i)

In the following table, the Atoms column lists the number of modelled atoms in the group and the number defined in the chemical component dictionary. The B-factors column lists the minimum, median, 95th percentile and maximum values of B factors of atoms in the group. The column labelled 'Q< 0.9' lists the number of atoms with occupancy less than 0.9.

Mol	Type	Chain	Res	Atoms	RSCC	RSR	B-factors(Å^2)	Q<0.9
5	6UB	B	1301	28/28	0.89	0.17	56,65,71,74	0
4	G3P	A	1304	10/10	0.90	0.14	88,96,103,105	0
2	LPC	C	1301	21/31	0.90	0.22	38,49,63,64	0
3	CA	D	1302	1/1	0.91	0.21	54,54,54,54	0
4	G3P	D	1303	10/10	0.92	0.16	42,45,60,65	0
2	LPC	A	1301	21/31	0.92	0.20	46,62,88,97	0
2	LPC	D	1301	21/31	0.94	0.21	37,43,48,50	0
4	G3P	B	1302	10/10	0.94	0.21	60,66,76,78	0
6	D6C	C	1302	29/29	0.94	0.18	47,56,78,79	0
4	G3P	A	1303	10/10	0.95	0.16	43,55,68,69	0
4	G3P	C	1304	10/10	0.96	0.19	35,41,53,53	0

Continued on next page...

Continued from previous page...

Mol	Type	Chain	Res	Atoms	RSCC	RSR	B-factors(Å^2)	Q<0.9
3	CA	A	1302	1/1	0.96	0.21	50,50,50,50	0
3	CA	C	1303	1/1	0.98	0.13	55,55,55,55	0

The following is a graphical depiction of the model fit to experimental electron density of all instances of the Ligand of Interest. In addition, ligands with molecular weight > 250 and outliers as shown on the geometry validation Tables will also be included. Each fit is shown from different orientation to approximate a three-dimensional view.

Electron density around 6UB B 1301:

2mF$_o$-DF$_c$ (at 0.7 rmsd) in gray
mF$_o$-DF$_c$ (at 3 rmsd) in purple (negative) and green (positive)

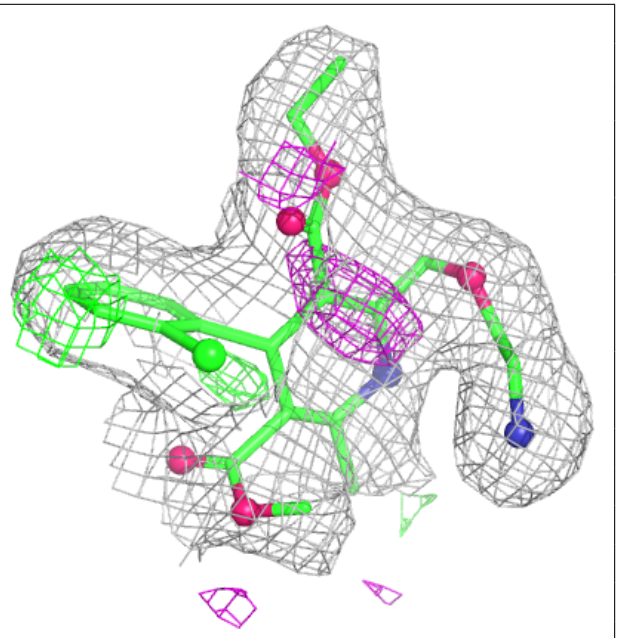

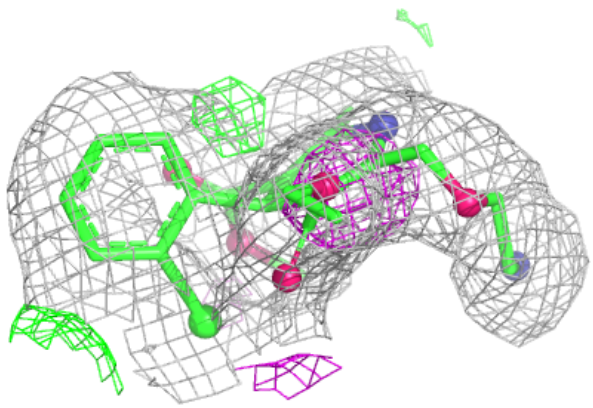

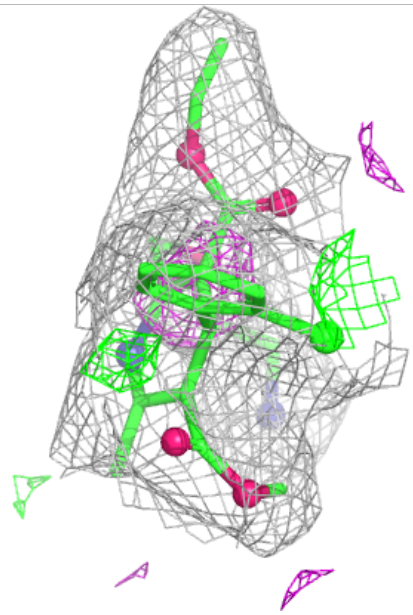

Electron density around G3P A 1304:

$2mF_o$-DF_c (at 0.7 rmsd) in gray
mF_o-DF_c (at 3 rmsd) in purple (negative)
and green (positive)

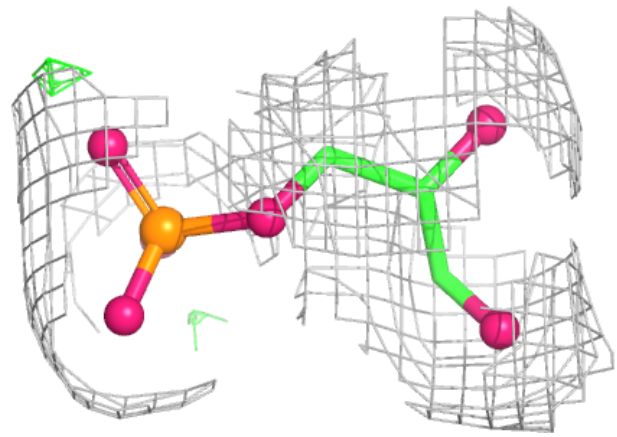

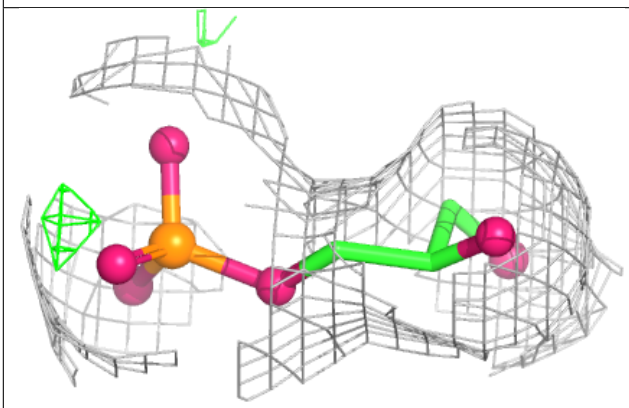

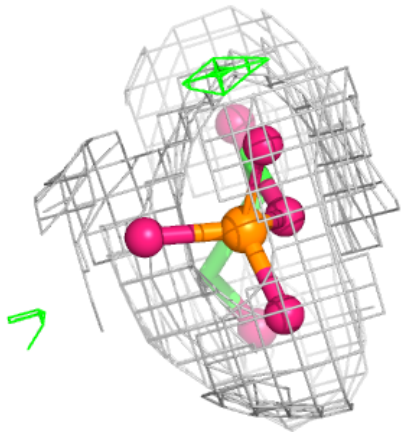

Electron density around LPC C 1301:

$2mF_o$-DF_c (at 0.7 rmsd) in gray
mF_o-DF_c (at 3 rmsd) in purple (negative)
and green (positive)

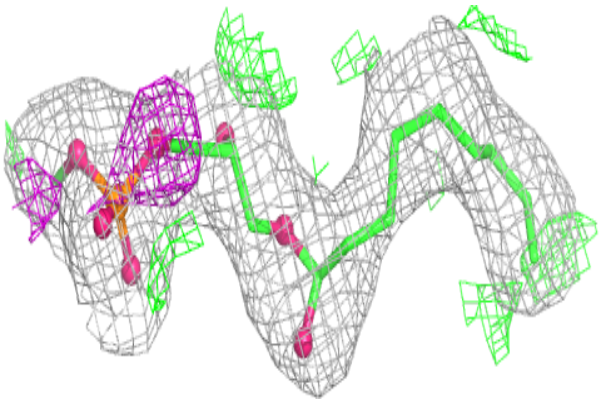

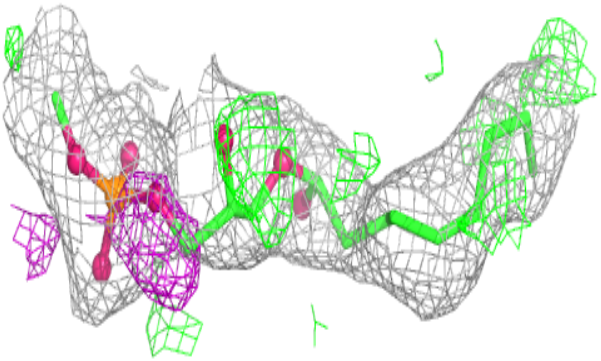

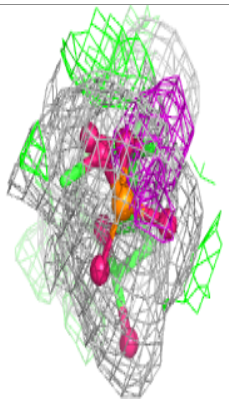

Electron density around G3P D 1303:

$2mF_o$-DF_c (at 0.7 rmsd) in gray
mF_o-DF_c (at 3 rmsd) in purple (negative)
and green (positive)

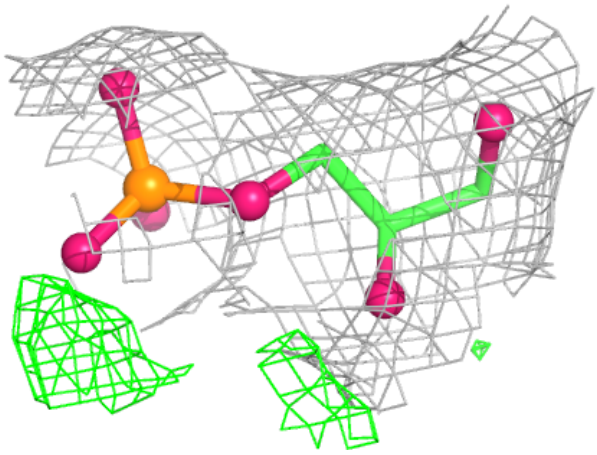

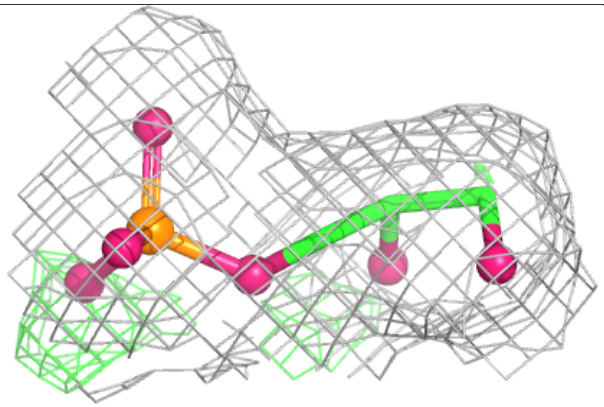

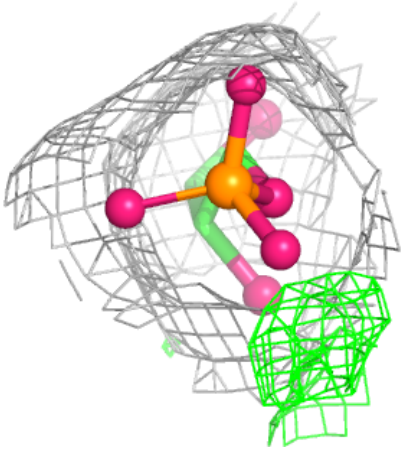

Electron density around LPC A 1301:

$2mF_o$-DF_c (at 0.7 rmsd) in gray
mF_o-DF_c (at 3 rmsd) in purple (negative)
and green (positive)

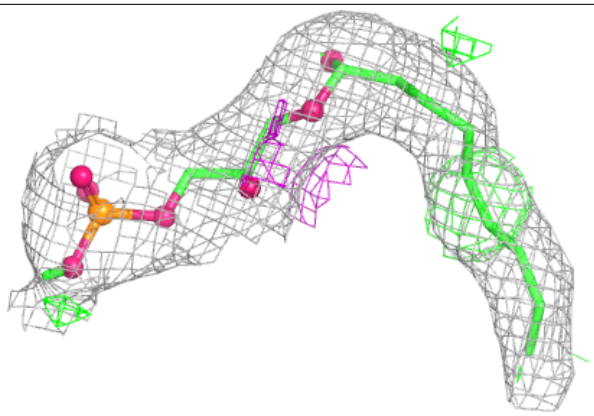

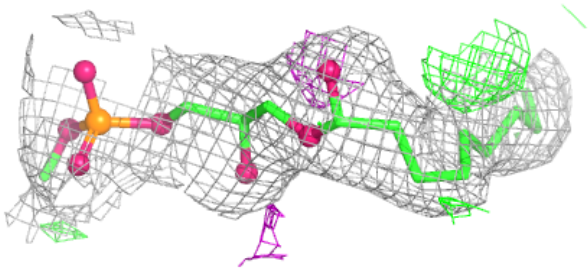

Electron density around LPC D 1301:

$2mF_o$-DF_c (at 0.7 rmsd) in gray
mF_o-DF_c (at 3 rmsd) in purple (negative)
and green (positive)

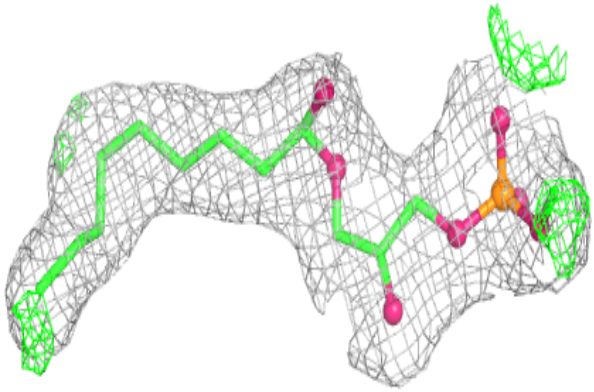

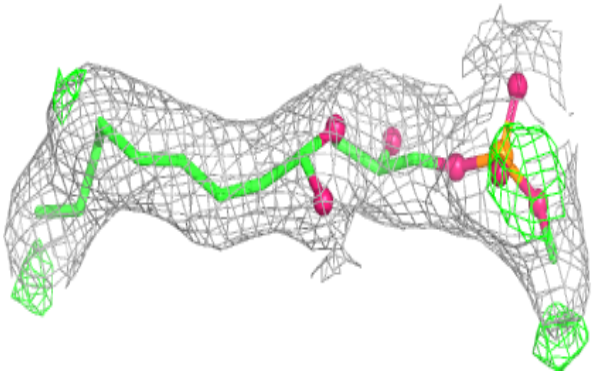

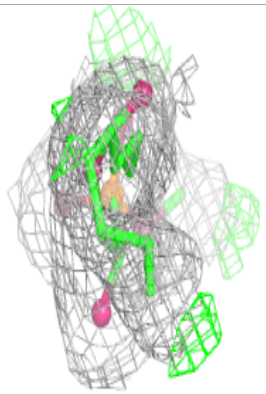

Electron density around G3P B 1302:

$2mF_o$-DF_c (at 0.7 rmsd) in gray
mF_o-DF_c (at 3 rmsd) in purple (negative)
and green (positive)

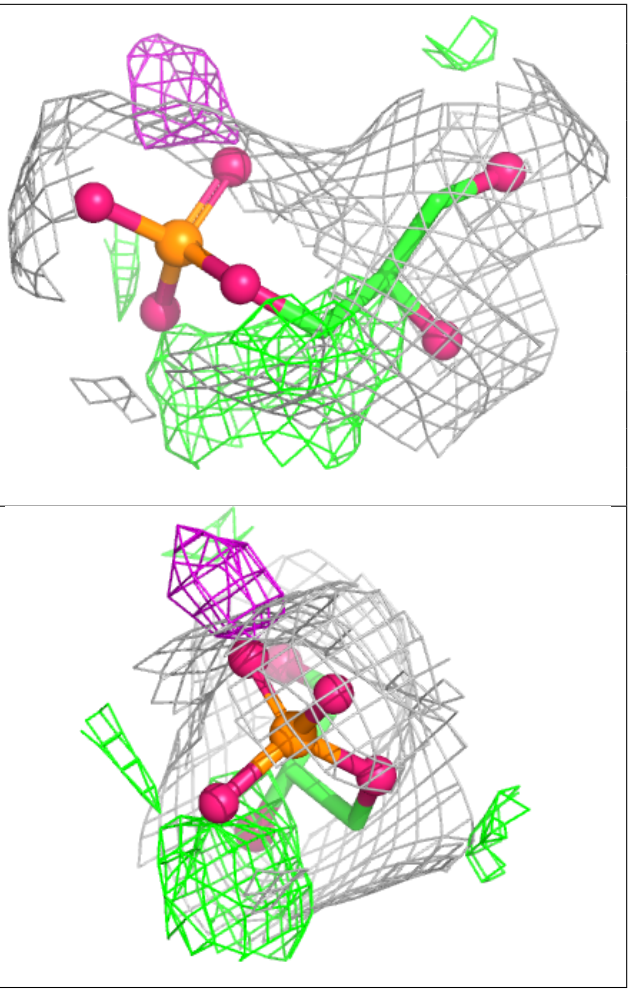

Electron density around D6C C 1302:

$2mF_o$-DF_c (at 0.7 rmsd) in gray
mF_o-DF_c (at 3 rmsd) in purple (negative)
and green (positive)

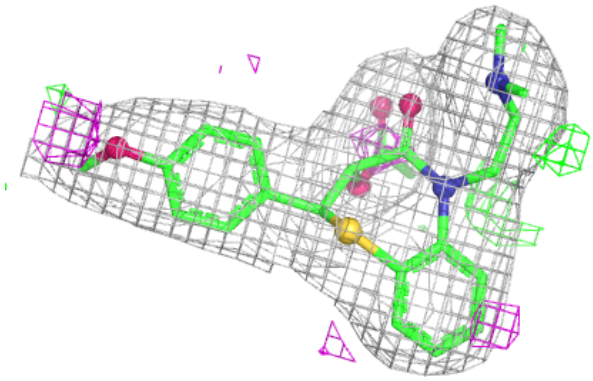

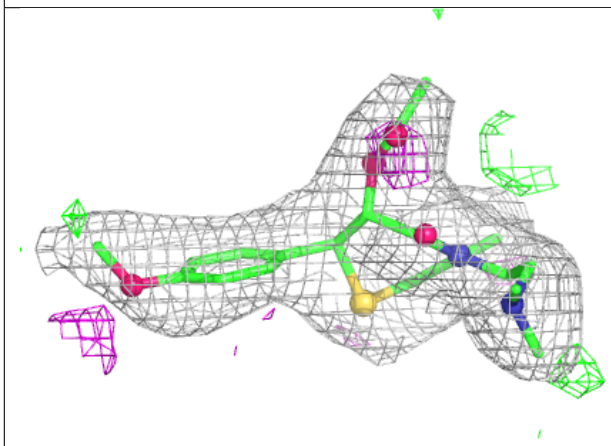

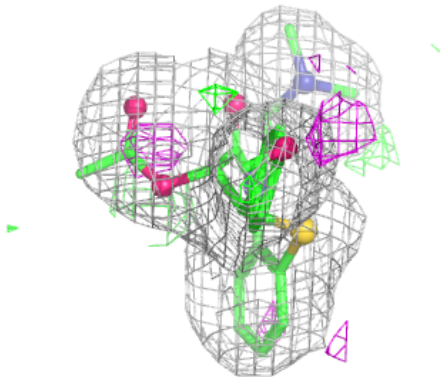

Electron density around G3P A 1303:

$2mF_o$-DF_c (at 0.7 rmsd) in gray
mF_o-DF_c (at 3 rmsd) in purple (negative)
and green (positive)

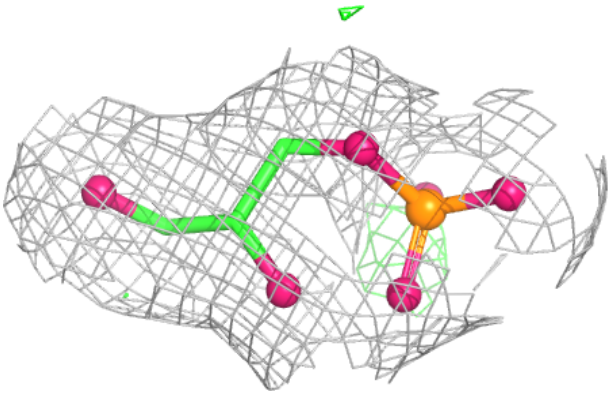

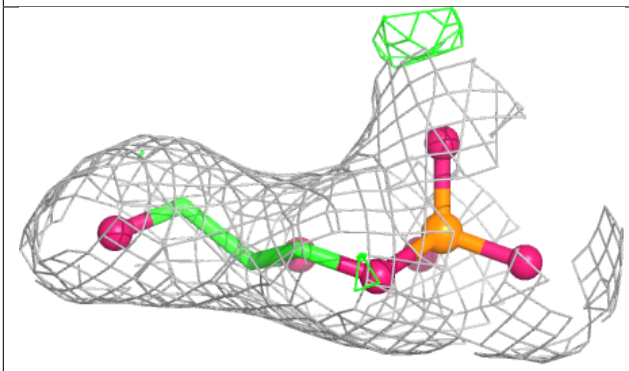

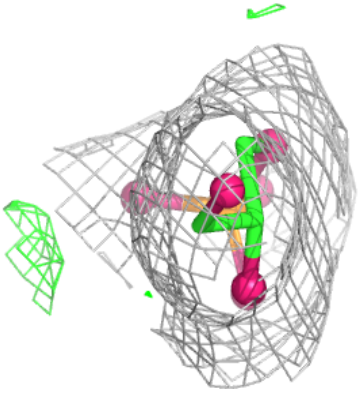

Electron density around G3P C 1304:

$2mF_o$-DF_c (at 0.7 rmsd) in gray
mF_o-DF_c (at 3 rmsd) in purple (negative)
and green (positive)

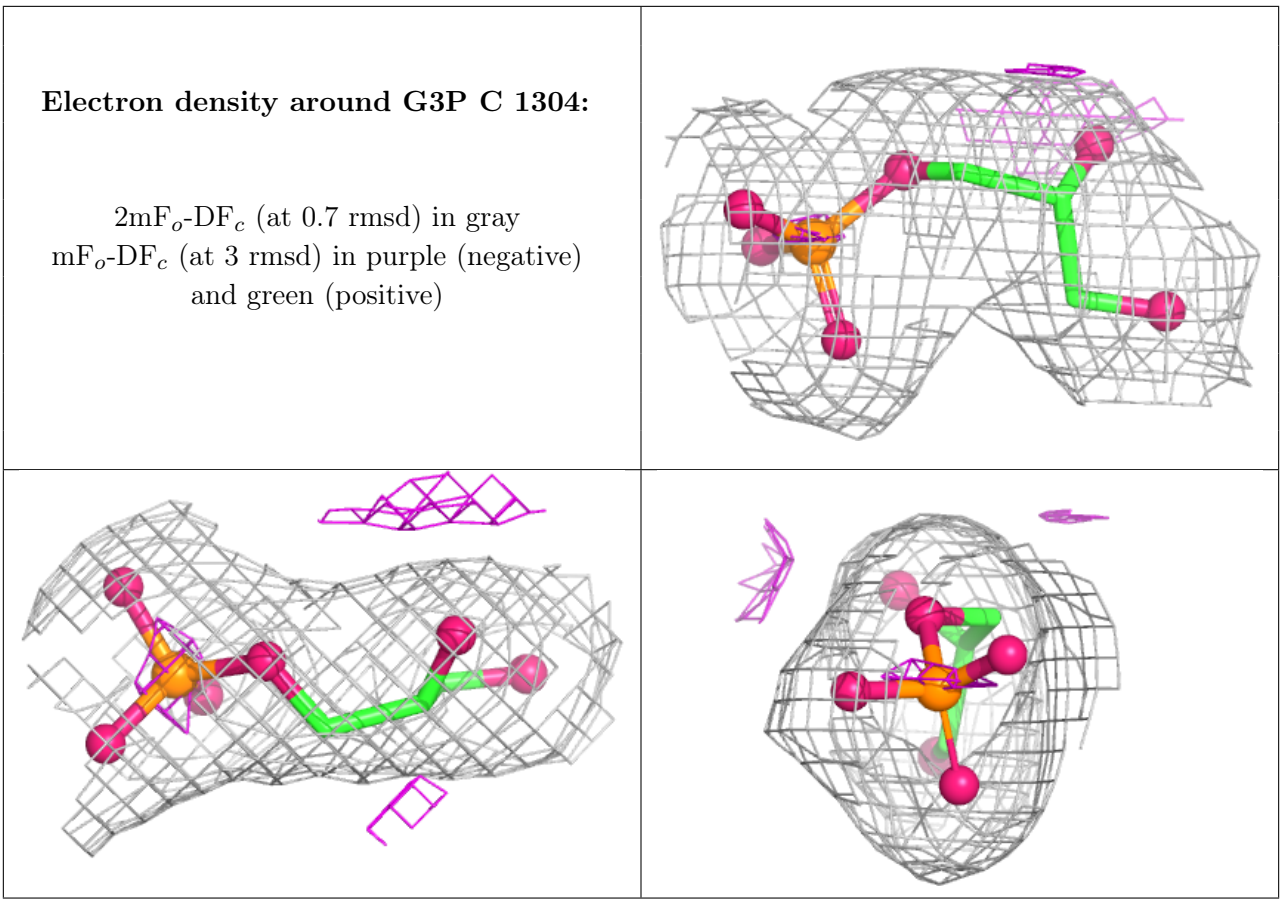

6.5 Other polymers (i)

There are no such residues in this entry.