



## Full wwPDB EM Validation Report ⓘ

Mar 25, 2026 – 01:59 PM UTC

PDB ID : 9HZU / pdb\_00009hzu  
EMDB ID : EMD-52534  
Title : 235 A SynPspA rod after incubation with EPL  
Authors : Hudina, E.; Junglas, B.; Sachse, C.  
Deposited on : 2025-01-14  
Resolution : 6.20 Å(reported)

This is a Full wwPDB EM Validation Report for a publicly released PDB/EMDB entry.

We welcome your comments at [validation@mail.wwpdb.org](mailto:validation@mail.wwpdb.org)

A user guide is available at

<https://www.wwpdb.org/validation/2017/EMValidationReportHelp>

with specific help available everywhere you see the ⓘ symbol.

The types of validation reports are described at

<http://www.wwpdb.org/validation/2017/FAQs#types>.

---

The following versions of software and data (see [references ⓘ](#)) were used in the production of this report:

MolProbity : 4-5-2 with Phenix2.0  
Percentile statistics : 20250101.v01 (using entries in the PDB archive January 1st 2025)  
Ideal geometry (proteins) : Engh & Huber (2001)  
Ideal geometry (DNA, RNA) : Parkinson et al. (1996)  
Validation Pipeline (wwPDB-VP) : 2.49

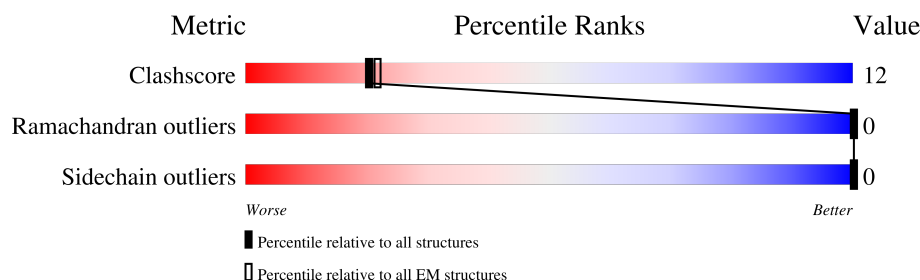
# 1 Overall quality at a glance

The following experimental techniques were used to determine the structure:

*ELECTRON MICROSCOPY*

The reported resolution of this entry is 6.20 Å.

Percentile scores (ranging between 0-100) for global validation metrics of the entry are shown in the following graphic. The table shows the number of entries on which the scores are based.




























Metric	Whole archive (#Entries)	EM structures (#Entries)
Clashscore	229148	23984
Ramachandran outliers	224038	23583
Sidechain outliers	223484	23102

The table below summarises the geometric issues observed across the polymeric chains and their fit to the map. The red, orange, yellow and green segments of the bar indicate the fraction of residues that contain outliers for  $\geq 3$ , 2, 1 and 0 types of geometric quality criteria respectively. A grey segment represents the fraction of residues that are not modelled. The numeric value for each fraction is indicated below the corresponding segment, with a dot representing fractions  $\leq 5\%$ .

Mol	Chain	Length	Quality of chain
1	0	246	54% 26% 20%
1	1	246	53% 26% 20%
1	2	246	53% 27% 20%
1	3	246	54% 26% 20%
1	4	246	56% 24% 20%
1	5	246	55% 25% 20%
1	6	246	54% 26% 20%
1	7	246	57% 23% 20%
1	A	246	57% 23% 20%


























Continued on next page...

*Continued from previous page...*

Mol	Chain	Length	Quality of chain
1	B	246	
1	C	246	
1	D	246	
1	E	246	
1	F	246	
1	G	246	
1	H	246	
1	I	246	
1	J	246	
1	K	246	
1	L	246	
1	M	246	
1	N	246	
1	O	246	
1	P	246	
1	Q	246	
1	R	246	
1	S	246	
1	T	246	
1	U	246	
1	V	246	
1	W	246	
1	X	246	
1	Y	246	
1	Z	246	

*Continued on next page...*

*Continued from previous page...*

Mol	Chain	Length	Quality of chain
1	a	246	
1	b	246	
1	c	246	
1	d	246	
1	e	246	
1	f	246	
1	g	246	
1	h	246	
1	i	246	
1	j	246	
1	k	246	
1	l	246	
1	m	246	
1	n	246	
1	o	246	
1	p	246	
1	q	246	
1	r	246	
1	s	246	
1	t	246	
1	u	246	
1	v	246	
1	w	246	
1	x	246	
1	y	246	

*Continued on next page...*

*Continued from previous page...*

Mol	Chain	Length	Quality of chain
1	z	246	 55% 25% 20%

## 2 Entry composition [i](#)

There is only 1 type of molecule in this entry. The entry contains 190860 atoms, of which 96240 are hydrogens and 0 are deuteriums.

In the tables below, the AltConf column contains the number of residues with at least one atom in alternate conformation and the Trace column contains the number of residues modelled with at most 2 atoms.

- Molecule 1 is a protein called Chloroplast membrane-associated 30 kD protein.

Mol	Chain	Residues	Atoms						AltConf	Trace
1	0	196	Total	C	H	N	O	S	0	0
			3181	978	1604	289	308	2		
1	1	196	Total	C	H	N	O	S	0	0
			3181	978	1604	289	308	2		
1	2	196	Total	C	H	N	O	S	0	0
			3181	978	1604	289	308	2		
1	3	196	Total	C	H	N	O	S	0	0
			3181	978	1604	289	308	2		
1	4	196	Total	C	H	N	O	S	0	0
			3181	978	1604	289	308	2		
1	5	196	Total	C	H	N	O	S	0	0
			3181	978	1604	289	308	2		
1	6	196	Total	C	H	N	O	S	0	0
			3181	978	1604	289	308	2		
1	7	196	Total	C	H	N	O	S	0	0
			3181	978	1604	289	308	2		
1	A	196	Total	C	H	N	O	S	0	0
			3181	978	1604	289	308	2		
1	B	196	Total	C	H	N	O	S	0	0
			3181	978	1604	289	308	2		
1	C	196	Total	C	H	N	O	S	0	0
			3181	978	1604	289	308	2		
1	D	196	Total	C	H	N	O	S	0	0
			3181	978	1604	289	308	2		
1	E	196	Total	C	H	N	O	S	0	0
			3181	978	1604	289	308	2		
1	F	196	Total	C	H	N	O	S	0	0
			3181	978	1604	289	308	2		
1	G	196	Total	C	H	N	O	S	0	0
			3181	978	1604	289	308	2		
1	H	196	Total	C	H	N	O	S	0	0
			3181	978	1604	289	308	2		
1	I	196	Total	C	H	N	O	S	0	0
			3181	978	1604	289	308	2		

*Continued on next page...*

*Continued from previous page...*

Mol	Chain	Residues	Atoms						AltConf	Trace
1	J	196	Total 3181	C 978	H 1604	N 289	O 308	S 2	0	0
1	K	196	Total 3181	C 978	H 1604	N 289	O 308	S 2	0	0
1	L	196	Total 3181	C 978	H 1604	N 289	O 308	S 2	0	0
1	M	196	Total 3181	C 978	H 1604	N 289	O 308	S 2	0	0
1	N	196	Total 3181	C 978	H 1604	N 289	O 308	S 2	0	0
1	O	196	Total 3181	C 978	H 1604	N 289	O 308	S 2	0	0
1	P	196	Total 3181	C 978	H 1604	N 289	O 308	S 2	0	0
1	Q	196	Total 3181	C 978	H 1604	N 289	O 308	S 2	0	0
1	R	196	Total 3181	C 978	H 1604	N 289	O 308	S 2	0	0
1	S	196	Total 3181	C 978	H 1604	N 289	O 308	S 2	0	0
1	T	196	Total 3181	C 978	H 1604	N 289	O 308	S 2	0	0
1	U	196	Total 3181	C 978	H 1604	N 289	O 308	S 2	0	0
1	V	196	Total 3181	C 978	H 1604	N 289	O 308	S 2	0	0
1	W	196	Total 3181	C 978	H 1604	N 289	O 308	S 2	0	0
1	X	196	Total 3181	C 978	H 1604	N 289	O 308	S 2	0	0
1	Y	196	Total 3181	C 978	H 1604	N 289	O 308	S 2	0	0
1	Z	196	Total 3181	C 978	H 1604	N 289	O 308	S 2	0	0
1	a	196	Total 3181	C 978	H 1604	N 289	O 308	S 2	0	0
1	b	196	Total 3181	C 978	H 1604	N 289	O 308	S 2	0	0
1	c	196	Total 3181	C 978	H 1604	N 289	O 308	S 2	0	0
1	d	196	Total 3181	C 978	H 1604	N 289	O 308	S 2	0	0

*Continued on next page...*

*Continued from previous page...*

Mol	Chain	Residues	Atoms						AltConf	Trace
1	e	196	Total 3181	C 978	H 1604	N 289	O 308	S 2	0	0
1	f	196	Total 3181	C 978	H 1604	N 289	O 308	S 2	0	0
1	g	196	Total 3181	C 978	H 1604	N 289	O 308	S 2	0	0
1	h	196	Total 3181	C 978	H 1604	N 289	O 308	S 2	0	0
1	i	196	Total 3181	C 978	H 1604	N 289	O 308	S 2	0	0
1	j	196	Total 3181	C 978	H 1604	N 289	O 308	S 2	0	0
1	k	196	Total 3181	C 978	H 1604	N 289	O 308	S 2	0	0
1	l	196	Total 3181	C 978	H 1604	N 289	O 308	S 2	0	0
1	m	196	Total 3181	C 978	H 1604	N 289	O 308	S 2	0	0
1	n	196	Total 3181	C 978	H 1604	N 289	O 308	S 2	0	0
1	o	196	Total 3181	C 978	H 1604	N 289	O 308	S 2	0	0
1	p	196	Total 3181	C 978	H 1604	N 289	O 308	S 2	0	0
1	q	196	Total 3181	C 978	H 1604	N 289	O 308	S 2	0	0
1	r	196	Total 3181	C 978	H 1604	N 289	O 308	S 2	0	0
1	s	196	Total 3181	C 978	H 1604	N 289	O 308	S 2	0	0
1	t	196	Total 3181	C 978	H 1604	N 289	O 308	S 2	0	0
1	u	196	Total 3181	C 978	H 1604	N 289	O 308	S 2	0	0
1	v	196	Total 3181	C 978	H 1604	N 289	O 308	S 2	0	0
1	w	196	Total 3181	C 978	H 1604	N 289	O 308	S 2	0	0
1	x	196	Total 3181	C 978	H 1604	N 289	O 308	S 2	0	0
1	y	196	Total 3181	C 978	H 1604	N 289	O 308	S 2	0	0

*Continued on next page...*



*Continued from previous page...*

Mol	Chain	Residues	Atoms						AltConf	Trace
1	z	196	Total	C	H	N	O	S	0	0
			3181	978	1604	289	308	2		

There are 1380 discrepancies between the modelled and reference sequences:

Chain	Residue	Modelled	Actual	Comment	Reference
0	-22	MET	-	initiating methionine	UNP P74717
0	-21	GLY	-	expression tag	UNP P74717
0	-20	SER	-	expression tag	UNP P74717
0	-19	SER	-	expression tag	UNP P74717
0	-18	HIS	-	expression tag	UNP P74717
0	-17	HIS	-	expression tag	UNP P74717
0	-16	HIS	-	expression tag	UNP P74717
0	-15	HIS	-	expression tag	UNP P74717
0	-14	HIS	-	expression tag	UNP P74717
0	-13	HIS	-	expression tag	UNP P74717
0	-12	SER	-	expression tag	UNP P74717
0	-11	SER	-	expression tag	UNP P74717
0	-10	SER	-	expression tag	UNP P74717
0	-9	ALA	-	expression tag	UNP P74717
0	-8	ALA	-	expression tag	UNP P74717
0	-7	LEU	-	expression tag	UNP P74717
0	-6	GLU	-	expression tag	UNP P74717
0	-5	VAL	-	expression tag	UNP P74717
0	-4	LEU	-	expression tag	UNP P74717
0	-3	PHE	-	expression tag	UNP P74717
0	-2	GLN	-	expression tag	UNP P74717
0	-1	GLY	-	expression tag	UNP P74717
0	0	PRO	-	expression tag	UNP P74717
1	-22	MET	-	initiating methionine	UNP P74717
1	-21	GLY	-	expression tag	UNP P74717
1	-20	SER	-	expression tag	UNP P74717
1	-19	SER	-	expression tag	UNP P74717
1	-18	HIS	-	expression tag	UNP P74717
1	-17	HIS	-	expression tag	UNP P74717
1	-16	HIS	-	expression tag	UNP P74717
1	-15	HIS	-	expression tag	UNP P74717
1	-14	HIS	-	expression tag	UNP P74717
1	-13	HIS	-	expression tag	UNP P74717
1	-12	SER	-	expression tag	UNP P74717
1	-11	SER	-	expression tag	UNP P74717
1	-10	SER	-	expression tag	UNP P74717

*Continued on next page...*

*Continued from previous page...*

Chain	Residue	Modelled	Actual	Comment	Reference
1	-9	ALA	-	expression tag	UNP P74717
1	-8	ALA	-	expression tag	UNP P74717
1	-7	LEU	-	expression tag	UNP P74717
1	-6	GLU	-	expression tag	UNP P74717
1	-5	VAL	-	expression tag	UNP P74717
1	-4	LEU	-	expression tag	UNP P74717
1	-3	PHE	-	expression tag	UNP P74717
1	-2	GLN	-	expression tag	UNP P74717
1	-1	GLY	-	expression tag	UNP P74717
1	0	PRO	-	expression tag	UNP P74717
2	-22	MET	-	initiating methionine	UNP P74717
2	-21	GLY	-	expression tag	UNP P74717
2	-20	SER	-	expression tag	UNP P74717
2	-19	SER	-	expression tag	UNP P74717
2	-18	HIS	-	expression tag	UNP P74717
2	-17	HIS	-	expression tag	UNP P74717
2	-16	HIS	-	expression tag	UNP P74717
2	-15	HIS	-	expression tag	UNP P74717
2	-14	HIS	-	expression tag	UNP P74717
2	-13	HIS	-	expression tag	UNP P74717
2	-12	SER	-	expression tag	UNP P74717
2	-11	SER	-	expression tag	UNP P74717
2	-10	SER	-	expression tag	UNP P74717
2	-9	ALA	-	expression tag	UNP P74717
2	-8	ALA	-	expression tag	UNP P74717
2	-7	LEU	-	expression tag	UNP P74717
2	-6	GLU	-	expression tag	UNP P74717
2	-5	VAL	-	expression tag	UNP P74717
2	-4	LEU	-	expression tag	UNP P74717
2	-3	PHE	-	expression tag	UNP P74717
2	-2	GLN	-	expression tag	UNP P74717
2	-1	GLY	-	expression tag	UNP P74717
2	0	PRO	-	expression tag	UNP P74717
3	-22	MET	-	initiating methionine	UNP P74717
3	-21	GLY	-	expression tag	UNP P74717
3	-20	SER	-	expression tag	UNP P74717
3	-19	SER	-	expression tag	UNP P74717
3	-18	HIS	-	expression tag	UNP P74717
3	-17	HIS	-	expression tag	UNP P74717
3	-16	HIS	-	expression tag	UNP P74717
3	-15	HIS	-	expression tag	UNP P74717
3	-14	HIS	-	expression tag	UNP P74717

*Continued on next page...*

*Continued from previous page...*

Chain	Residue	Modelled	Actual	Comment	Reference
3	-13	HIS	-	expression tag	UNP P74717
3	-12	SER	-	expression tag	UNP P74717
3	-11	SER	-	expression tag	UNP P74717
3	-10	SER	-	expression tag	UNP P74717
3	-9	ALA	-	expression tag	UNP P74717
3	-8	ALA	-	expression tag	UNP P74717
3	-7	LEU	-	expression tag	UNP P74717
3	-6	GLU	-	expression tag	UNP P74717
3	-5	VAL	-	expression tag	UNP P74717
3	-4	LEU	-	expression tag	UNP P74717
3	-3	PHE	-	expression tag	UNP P74717
3	-2	GLN	-	expression tag	UNP P74717
3	-1	GLY	-	expression tag	UNP P74717
3	0	PRO	-	expression tag	UNP P74717
4	-22	MET	-	initiating methionine	UNP P74717
4	-21	GLY	-	expression tag	UNP P74717
4	-20	SER	-	expression tag	UNP P74717
4	-19	SER	-	expression tag	UNP P74717
4	-18	HIS	-	expression tag	UNP P74717
4	-17	HIS	-	expression tag	UNP P74717
4	-16	HIS	-	expression tag	UNP P74717
4	-15	HIS	-	expression tag	UNP P74717
4	-14	HIS	-	expression tag	UNP P74717
4	-13	HIS	-	expression tag	UNP P74717
4	-12	SER	-	expression tag	UNP P74717
4	-11	SER	-	expression tag	UNP P74717
4	-10	SER	-	expression tag	UNP P74717
4	-9	ALA	-	expression tag	UNP P74717
4	-8	ALA	-	expression tag	UNP P74717
4	-7	LEU	-	expression tag	UNP P74717
4	-6	GLU	-	expression tag	UNP P74717
4	-5	VAL	-	expression tag	UNP P74717
4	-4	LEU	-	expression tag	UNP P74717
4	-3	PHE	-	expression tag	UNP P74717
4	-2	GLN	-	expression tag	UNP P74717
4	-1	GLY	-	expression tag	UNP P74717
4	0	PRO	-	expression tag	UNP P74717
5	-22	MET	-	initiating methionine	UNP P74717
5	-21	GLY	-	expression tag	UNP P74717
5	-20	SER	-	expression tag	UNP P74717
5	-19	SER	-	expression tag	UNP P74717
5	-18	HIS	-	expression tag	UNP P74717

*Continued on next page...*

*Continued from previous page...*

Chain	Residue	Modelled	Actual	Comment	Reference
5	-17	HIS	-	expression tag	UNP P74717
5	-16	HIS	-	expression tag	UNP P74717
5	-15	HIS	-	expression tag	UNP P74717
5	-14	HIS	-	expression tag	UNP P74717
5	-13	HIS	-	expression tag	UNP P74717
5	-12	SER	-	expression tag	UNP P74717
5	-11	SER	-	expression tag	UNP P74717
5	-10	SER	-	expression tag	UNP P74717
5	-9	ALA	-	expression tag	UNP P74717
5	-8	ALA	-	expression tag	UNP P74717
5	-7	LEU	-	expression tag	UNP P74717
5	-6	GLU	-	expression tag	UNP P74717
5	-5	VAL	-	expression tag	UNP P74717
5	-4	LEU	-	expression tag	UNP P74717
5	-3	PHE	-	expression tag	UNP P74717
5	-2	GLN	-	expression tag	UNP P74717
5	-1	GLY	-	expression tag	UNP P74717
5	0	PRO	-	expression tag	UNP P74717
6	-22	MET	-	initiating methionine	UNP P74717
6	-21	GLY	-	expression tag	UNP P74717
6	-20	SER	-	expression tag	UNP P74717
6	-19	SER	-	expression tag	UNP P74717
6	-18	HIS	-	expression tag	UNP P74717
6	-17	HIS	-	expression tag	UNP P74717
6	-16	HIS	-	expression tag	UNP P74717
6	-15	HIS	-	expression tag	UNP P74717
6	-14	HIS	-	expression tag	UNP P74717
6	-13	HIS	-	expression tag	UNP P74717
6	-12	SER	-	expression tag	UNP P74717
6	-11	SER	-	expression tag	UNP P74717
6	-10	SER	-	expression tag	UNP P74717
6	-9	ALA	-	expression tag	UNP P74717
6	-8	ALA	-	expression tag	UNP P74717
6	-7	LEU	-	expression tag	UNP P74717
6	-6	GLU	-	expression tag	UNP P74717
6	-5	VAL	-	expression tag	UNP P74717
6	-4	LEU	-	expression tag	UNP P74717
6	-3	PHE	-	expression tag	UNP P74717
6	-2	GLN	-	expression tag	UNP P74717
6	-1	GLY	-	expression tag	UNP P74717
6	0	PRO	-	expression tag	UNP P74717
7	-22	MET	-	initiating methionine	UNP P74717

*Continued on next page...*

*Continued from previous page...*

Chain	Residue	Modelled	Actual	Comment	Reference
7	-21	GLY	-	expression tag	UNP P74717
7	-20	SER	-	expression tag	UNP P74717
7	-19	SER	-	expression tag	UNP P74717
7	-18	HIS	-	expression tag	UNP P74717
7	-17	HIS	-	expression tag	UNP P74717
7	-16	HIS	-	expression tag	UNP P74717
7	-15	HIS	-	expression tag	UNP P74717
7	-14	HIS	-	expression tag	UNP P74717
7	-13	HIS	-	expression tag	UNP P74717
7	-12	SER	-	expression tag	UNP P74717
7	-11	SER	-	expression tag	UNP P74717
7	-10	SER	-	expression tag	UNP P74717
7	-9	ALA	-	expression tag	UNP P74717
7	-8	ALA	-	expression tag	UNP P74717
7	-7	LEU	-	expression tag	UNP P74717
7	-6	GLU	-	expression tag	UNP P74717
7	-5	VAL	-	expression tag	UNP P74717
7	-4	LEU	-	expression tag	UNP P74717
7	-3	PHE	-	expression tag	UNP P74717
7	-2	GLN	-	expression tag	UNP P74717
7	-1	GLY	-	expression tag	UNP P74717
7	0	PRO	-	expression tag	UNP P74717
A	-22	MET	-	initiating methionine	UNP P74717
A	-21	GLY	-	expression tag	UNP P74717
A	-20	SER	-	expression tag	UNP P74717
A	-19	SER	-	expression tag	UNP P74717
A	-18	HIS	-	expression tag	UNP P74717
A	-17	HIS	-	expression tag	UNP P74717
A	-16	HIS	-	expression tag	UNP P74717
A	-15	HIS	-	expression tag	UNP P74717
A	-14	HIS	-	expression tag	UNP P74717
A	-13	HIS	-	expression tag	UNP P74717
A	-12	SER	-	expression tag	UNP P74717
A	-11	SER	-	expression tag	UNP P74717
A	-10	SER	-	expression tag	UNP P74717
A	-9	ALA	-	expression tag	UNP P74717
A	-8	ALA	-	expression tag	UNP P74717
A	-7	LEU	-	expression tag	UNP P74717
A	-6	GLU	-	expression tag	UNP P74717
A	-5	VAL	-	expression tag	UNP P74717
A	-4	LEU	-	expression tag	UNP P74717
A	-3	PHE	-	expression tag	UNP P74717

*Continued on next page...*

*Continued from previous page...*

Chain	Residue	Modelled	Actual	Comment	Reference
A	-2	GLN	-	expression tag	UNP P74717
A	-1	GLY	-	expression tag	UNP P74717
A	0	PRO	-	expression tag	UNP P74717
B	-22	MET	-	initiating methionine	UNP P74717
B	-21	GLY	-	expression tag	UNP P74717
B	-20	SER	-	expression tag	UNP P74717
B	-19	SER	-	expression tag	UNP P74717
B	-18	HIS	-	expression tag	UNP P74717
B	-17	HIS	-	expression tag	UNP P74717
B	-16	HIS	-	expression tag	UNP P74717
B	-15	HIS	-	expression tag	UNP P74717
B	-14	HIS	-	expression tag	UNP P74717
B	-13	HIS	-	expression tag	UNP P74717
B	-12	SER	-	expression tag	UNP P74717
B	-11	SER	-	expression tag	UNP P74717
B	-10	SER	-	expression tag	UNP P74717
B	-9	ALA	-	expression tag	UNP P74717
B	-8	ALA	-	expression tag	UNP P74717
B	-7	LEU	-	expression tag	UNP P74717
B	-6	GLU	-	expression tag	UNP P74717
B	-5	VAL	-	expression tag	UNP P74717
B	-4	LEU	-	expression tag	UNP P74717
B	-3	PHE	-	expression tag	UNP P74717
B	-2	GLN	-	expression tag	UNP P74717
B	-1	GLY	-	expression tag	UNP P74717
B	0	PRO	-	expression tag	UNP P74717
C	-22	MET	-	initiating methionine	UNP P74717
C	-21	GLY	-	expression tag	UNP P74717
C	-20	SER	-	expression tag	UNP P74717
C	-19	SER	-	expression tag	UNP P74717
C	-18	HIS	-	expression tag	UNP P74717
C	-17	HIS	-	expression tag	UNP P74717
C	-16	HIS	-	expression tag	UNP P74717
C	-15	HIS	-	expression tag	UNP P74717
C	-14	HIS	-	expression tag	UNP P74717
C	-13	HIS	-	expression tag	UNP P74717
C	-12	SER	-	expression tag	UNP P74717
C	-11	SER	-	expression tag	UNP P74717
C	-10	SER	-	expression tag	UNP P74717
C	-9	ALA	-	expression tag	UNP P74717
C	-8	ALA	-	expression tag	UNP P74717
C	-7	LEU	-	expression tag	UNP P74717

*Continued on next page...*

*Continued from previous page...*

Chain	Residue	Modelled	Actual	Comment	Reference
C	-6	GLU	-	expression tag	UNP P74717
C	-5	VAL	-	expression tag	UNP P74717
C	-4	LEU	-	expression tag	UNP P74717
C	-3	PHE	-	expression tag	UNP P74717
C	-2	GLN	-	expression tag	UNP P74717
C	-1	GLY	-	expression tag	UNP P74717
C	0	PRO	-	expression tag	UNP P74717
D	-22	MET	-	initiating methionine	UNP P74717
D	-21	GLY	-	expression tag	UNP P74717
D	-20	SER	-	expression tag	UNP P74717
D	-19	SER	-	expression tag	UNP P74717
D	-18	HIS	-	expression tag	UNP P74717
D	-17	HIS	-	expression tag	UNP P74717
D	-16	HIS	-	expression tag	UNP P74717
D	-15	HIS	-	expression tag	UNP P74717
D	-14	HIS	-	expression tag	UNP P74717
D	-13	HIS	-	expression tag	UNP P74717
D	-12	SER	-	expression tag	UNP P74717
D	-11	SER	-	expression tag	UNP P74717
D	-10	SER	-	expression tag	UNP P74717
D	-9	ALA	-	expression tag	UNP P74717
D	-8	ALA	-	expression tag	UNP P74717
D	-7	LEU	-	expression tag	UNP P74717
D	-6	GLU	-	expression tag	UNP P74717
D	-5	VAL	-	expression tag	UNP P74717
D	-4	LEU	-	expression tag	UNP P74717
D	-3	PHE	-	expression tag	UNP P74717
D	-2	GLN	-	expression tag	UNP P74717
D	-1	GLY	-	expression tag	UNP P74717
D	0	PRO	-	expression tag	UNP P74717
E	-22	MET	-	initiating methionine	UNP P74717
E	-21	GLY	-	expression tag	UNP P74717
E	-20	SER	-	expression tag	UNP P74717
E	-19	SER	-	expression tag	UNP P74717
E	-18	HIS	-	expression tag	UNP P74717
E	-17	HIS	-	expression tag	UNP P74717
E	-16	HIS	-	expression tag	UNP P74717
E	-15	HIS	-	expression tag	UNP P74717
E	-14	HIS	-	expression tag	UNP P74717
E	-13	HIS	-	expression tag	UNP P74717
E	-12	SER	-	expression tag	UNP P74717
E	-11	SER	-	expression tag	UNP P74717

*Continued on next page...*



*Continued from previous page...*

Chain	Residue	Modelled	Actual	Comment	Reference
E	-10	SER	-	expression tag	UNP P74717
E	-9	ALA	-	expression tag	UNP P74717
E	-8	ALA	-	expression tag	UNP P74717
E	-7	LEU	-	expression tag	UNP P74717
E	-6	GLU	-	expression tag	UNP P74717
E	-5	VAL	-	expression tag	UNP P74717
E	-4	LEU	-	expression tag	UNP P74717
E	-3	PHE	-	expression tag	UNP P74717
E	-2	GLN	-	expression tag	UNP P74717
E	-1	GLY	-	expression tag	UNP P74717
E	0	PRO	-	expression tag	UNP P74717
F	-22	MET	-	initiating methionine	UNP P74717
F	-21	GLY	-	expression tag	UNP P74717
F	-20	SER	-	expression tag	UNP P74717
F	-19	SER	-	expression tag	UNP P74717
F	-18	HIS	-	expression tag	UNP P74717
F	-17	HIS	-	expression tag	UNP P74717
F	-16	HIS	-	expression tag	UNP P74717
F	-15	HIS	-	expression tag	UNP P74717
F	-14	HIS	-	expression tag	UNP P74717
F	-13	HIS	-	expression tag	UNP P74717
F	-12	SER	-	expression tag	UNP P74717
F	-11	SER	-	expression tag	UNP P74717
F	-10	SER	-	expression tag	UNP P74717
F	-9	ALA	-	expression tag	UNP P74717
F	-8	ALA	-	expression tag	UNP P74717
F	-7	LEU	-	expression tag	UNP P74717
F	-6	GLU	-	expression tag	UNP P74717
F	-5	VAL	-	expression tag	UNP P74717
F	-4	LEU	-	expression tag	UNP P74717
F	-3	PHE	-	expression tag	UNP P74717
F	-2	GLN	-	expression tag	UNP P74717
F	-1	GLY	-	expression tag	UNP P74717
F	0	PRO	-	expression tag	UNP P74717
G	-22	MET	-	initiating methionine	UNP P74717
G	-21	GLY	-	expression tag	UNP P74717
G	-20	SER	-	expression tag	UNP P74717
G	-19	SER	-	expression tag	UNP P74717
G	-18	HIS	-	expression tag	UNP P74717
G	-17	HIS	-	expression tag	UNP P74717
G	-16	HIS	-	expression tag	UNP P74717
G	-15	HIS	-	expression tag	UNP P74717

*Continued on next page...*



*Continued from previous page...*

Chain	Residue	Modelled	Actual	Comment	Reference
G	-14	HIS	-	expression tag	UNP P74717
G	-13	HIS	-	expression tag	UNP P74717
G	-12	SER	-	expression tag	UNP P74717
G	-11	SER	-	expression tag	UNP P74717
G	-10	SER	-	expression tag	UNP P74717
G	-9	ALA	-	expression tag	UNP P74717
G	-8	ALA	-	expression tag	UNP P74717
G	-7	LEU	-	expression tag	UNP P74717
G	-6	GLU	-	expression tag	UNP P74717
G	-5	VAL	-	expression tag	UNP P74717
G	-4	LEU	-	expression tag	UNP P74717
G	-3	PHE	-	expression tag	UNP P74717
G	-2	GLN	-	expression tag	UNP P74717
G	-1	GLY	-	expression tag	UNP P74717
G	0	PRO	-	expression tag	UNP P74717
H	-22	MET	-	initiating methionine	UNP P74717
H	-21	GLY	-	expression tag	UNP P74717
H	-20	SER	-	expression tag	UNP P74717
H	-19	SER	-	expression tag	UNP P74717
H	-18	HIS	-	expression tag	UNP P74717
H	-17	HIS	-	expression tag	UNP P74717
H	-16	HIS	-	expression tag	UNP P74717
H	-15	HIS	-	expression tag	UNP P74717
H	-14	HIS	-	expression tag	UNP P74717
H	-13	HIS	-	expression tag	UNP P74717
H	-12	SER	-	expression tag	UNP P74717
H	-11	SER	-	expression tag	UNP P74717
H	-10	SER	-	expression tag	UNP P74717
H	-9	ALA	-	expression tag	UNP P74717
H	-8	ALA	-	expression tag	UNP P74717
H	-7	LEU	-	expression tag	UNP P74717
H	-6	GLU	-	expression tag	UNP P74717
H	-5	VAL	-	expression tag	UNP P74717
H	-4	LEU	-	expression tag	UNP P74717
H	-3	PHE	-	expression tag	UNP P74717
H	-2	GLN	-	expression tag	UNP P74717
H	-1	GLY	-	expression tag	UNP P74717
H	0	PRO	-	expression tag	UNP P74717
I	-22	MET	-	initiating methionine	UNP P74717
I	-21	GLY	-	expression tag	UNP P74717
I	-20	SER	-	expression tag	UNP P74717
I	-19	SER	-	expression tag	UNP P74717

*Continued on next page...*

*Continued from previous page...*

Chain	Residue	Modelled	Actual	Comment	Reference
I	-18	HIS	-	expression tag	UNP P74717
I	-17	HIS	-	expression tag	UNP P74717
I	-16	HIS	-	expression tag	UNP P74717
I	-15	HIS	-	expression tag	UNP P74717
I	-14	HIS	-	expression tag	UNP P74717
I	-13	HIS	-	expression tag	UNP P74717
I	-12	SER	-	expression tag	UNP P74717
I	-11	SER	-	expression tag	UNP P74717
I	-10	SER	-	expression tag	UNP P74717
I	-9	ALA	-	expression tag	UNP P74717
I	-8	ALA	-	expression tag	UNP P74717
I	-7	LEU	-	expression tag	UNP P74717
I	-6	GLU	-	expression tag	UNP P74717
I	-5	VAL	-	expression tag	UNP P74717
I	-4	LEU	-	expression tag	UNP P74717
I	-3	PHE	-	expression tag	UNP P74717
I	-2	GLN	-	expression tag	UNP P74717
I	-1	GLY	-	expression tag	UNP P74717
I	0	PRO	-	expression tag	UNP P74717
J	-22	MET	-	initiating methionine	UNP P74717
J	-21	GLY	-	expression tag	UNP P74717
J	-20	SER	-	expression tag	UNP P74717
J	-19	SER	-	expression tag	UNP P74717
J	-18	HIS	-	expression tag	UNP P74717
J	-17	HIS	-	expression tag	UNP P74717
J	-16	HIS	-	expression tag	UNP P74717
J	-15	HIS	-	expression tag	UNP P74717
J	-14	HIS	-	expression tag	UNP P74717
J	-13	HIS	-	expression tag	UNP P74717
J	-12	SER	-	expression tag	UNP P74717
J	-11	SER	-	expression tag	UNP P74717
J	-10	SER	-	expression tag	UNP P74717
J	-9	ALA	-	expression tag	UNP P74717
J	-8	ALA	-	expression tag	UNP P74717
J	-7	LEU	-	expression tag	UNP P74717
J	-6	GLU	-	expression tag	UNP P74717
J	-5	VAL	-	expression tag	UNP P74717
J	-4	LEU	-	expression tag	UNP P74717
J	-3	PHE	-	expression tag	UNP P74717
J	-2	GLN	-	expression tag	UNP P74717
J	-1	GLY	-	expression tag	UNP P74717
J	0	PRO	-	expression tag	UNP P74717

*Continued on next page...*

*Continued from previous page...*

Chain	Residue	Modelled	Actual	Comment	Reference
K	-22	MET	-	initiating methionine	UNP P74717
K	-21	GLY	-	expression tag	UNP P74717
K	-20	SER	-	expression tag	UNP P74717
K	-19	SER	-	expression tag	UNP P74717
K	-18	HIS	-	expression tag	UNP P74717
K	-17	HIS	-	expression tag	UNP P74717
K	-16	HIS	-	expression tag	UNP P74717
K	-15	HIS	-	expression tag	UNP P74717
K	-14	HIS	-	expression tag	UNP P74717
K	-13	HIS	-	expression tag	UNP P74717
K	-12	SER	-	expression tag	UNP P74717
K	-11	SER	-	expression tag	UNP P74717
K	-10	SER	-	expression tag	UNP P74717
K	-9	ALA	-	expression tag	UNP P74717
K	-8	ALA	-	expression tag	UNP P74717
K	-7	LEU	-	expression tag	UNP P74717
K	-6	GLU	-	expression tag	UNP P74717
K	-5	VAL	-	expression tag	UNP P74717
K	-4	LEU	-	expression tag	UNP P74717
K	-3	PHE	-	expression tag	UNP P74717
K	-2	GLN	-	expression tag	UNP P74717
K	-1	GLY	-	expression tag	UNP P74717
K	0	PRO	-	expression tag	UNP P74717
L	-22	MET	-	initiating methionine	UNP P74717
L	-21	GLY	-	expression tag	UNP P74717
L	-20	SER	-	expression tag	UNP P74717
L	-19	SER	-	expression tag	UNP P74717
L	-18	HIS	-	expression tag	UNP P74717
L	-17	HIS	-	expression tag	UNP P74717
L	-16	HIS	-	expression tag	UNP P74717
L	-15	HIS	-	expression tag	UNP P74717
L	-14	HIS	-	expression tag	UNP P74717
L	-13	HIS	-	expression tag	UNP P74717
L	-12	SER	-	expression tag	UNP P74717
L	-11	SER	-	expression tag	UNP P74717
L	-10	SER	-	expression tag	UNP P74717
L	-9	ALA	-	expression tag	UNP P74717
L	-8	ALA	-	expression tag	UNP P74717
L	-7	LEU	-	expression tag	UNP P74717
L	-6	GLU	-	expression tag	UNP P74717
L	-5	VAL	-	expression tag	UNP P74717
L	-4	LEU	-	expression tag	UNP P74717

*Continued on next page...*

*Continued from previous page...*

Chain	Residue	Modelled	Actual	Comment	Reference
L	-3	PHE	-	expression tag	UNP P74717
L	-2	GLN	-	expression tag	UNP P74717
L	-1	GLY	-	expression tag	UNP P74717
L	0	PRO	-	expression tag	UNP P74717
M	-22	MET	-	initiating methionine	UNP P74717
M	-21	GLY	-	expression tag	UNP P74717
M	-20	SER	-	expression tag	UNP P74717
M	-19	SER	-	expression tag	UNP P74717
M	-18	HIS	-	expression tag	UNP P74717
M	-17	HIS	-	expression tag	UNP P74717
M	-16	HIS	-	expression tag	UNP P74717
M	-15	HIS	-	expression tag	UNP P74717
M	-14	HIS	-	expression tag	UNP P74717
M	-13	HIS	-	expression tag	UNP P74717
M	-12	SER	-	expression tag	UNP P74717
M	-11	SER	-	expression tag	UNP P74717
M	-10	SER	-	expression tag	UNP P74717
M	-9	ALA	-	expression tag	UNP P74717
M	-8	ALA	-	expression tag	UNP P74717
M	-7	LEU	-	expression tag	UNP P74717
M	-6	GLU	-	expression tag	UNP P74717
M	-5	VAL	-	expression tag	UNP P74717
M	-4	LEU	-	expression tag	UNP P74717
M	-3	PHE	-	expression tag	UNP P74717
M	-2	GLN	-	expression tag	UNP P74717
M	-1	GLY	-	expression tag	UNP P74717
M	0	PRO	-	expression tag	UNP P74717
N	-22	MET	-	initiating methionine	UNP P74717
N	-21	GLY	-	expression tag	UNP P74717
N	-20	SER	-	expression tag	UNP P74717
N	-19	SER	-	expression tag	UNP P74717
N	-18	HIS	-	expression tag	UNP P74717
N	-17	HIS	-	expression tag	UNP P74717
N	-16	HIS	-	expression tag	UNP P74717
N	-15	HIS	-	expression tag	UNP P74717
N	-14	HIS	-	expression tag	UNP P74717
N	-13	HIS	-	expression tag	UNP P74717
N	-12	SER	-	expression tag	UNP P74717
N	-11	SER	-	expression tag	UNP P74717
N	-10	SER	-	expression tag	UNP P74717
N	-9	ALA	-	expression tag	UNP P74717
N	-8	ALA	-	expression tag	UNP P74717

*Continued on next page...*

*Continued from previous page...*

Chain	Residue	Modelled	Actual	Comment	Reference
N	-7	LEU	-	expression tag	UNP P74717
N	-6	GLU	-	expression tag	UNP P74717
N	-5	VAL	-	expression tag	UNP P74717
N	-4	LEU	-	expression tag	UNP P74717
N	-3	PHE	-	expression tag	UNP P74717
N	-2	GLN	-	expression tag	UNP P74717
N	-1	GLY	-	expression tag	UNP P74717
N	0	PRO	-	expression tag	UNP P74717
O	-22	MET	-	initiating methionine	UNP P74717
O	-21	GLY	-	expression tag	UNP P74717
O	-20	SER	-	expression tag	UNP P74717
O	-19	SER	-	expression tag	UNP P74717
O	-18	HIS	-	expression tag	UNP P74717
O	-17	HIS	-	expression tag	UNP P74717
O	-16	HIS	-	expression tag	UNP P74717
O	-15	HIS	-	expression tag	UNP P74717
O	-14	HIS	-	expression tag	UNP P74717
O	-13	HIS	-	expression tag	UNP P74717
O	-12	SER	-	expression tag	UNP P74717
O	-11	SER	-	expression tag	UNP P74717
O	-10	SER	-	expression tag	UNP P74717
O	-9	ALA	-	expression tag	UNP P74717
O	-8	ALA	-	expression tag	UNP P74717
O	-7	LEU	-	expression tag	UNP P74717
O	-6	GLU	-	expression tag	UNP P74717
O	-5	VAL	-	expression tag	UNP P74717
O	-4	LEU	-	expression tag	UNP P74717
O	-3	PHE	-	expression tag	UNP P74717
O	-2	GLN	-	expression tag	UNP P74717
O	-1	GLY	-	expression tag	UNP P74717
O	0	PRO	-	expression tag	UNP P74717
P	-22	MET	-	initiating methionine	UNP P74717
P	-21	GLY	-	expression tag	UNP P74717
P	-20	SER	-	expression tag	UNP P74717
P	-19	SER	-	expression tag	UNP P74717
P	-18	HIS	-	expression tag	UNP P74717
P	-17	HIS	-	expression tag	UNP P74717
P	-16	HIS	-	expression tag	UNP P74717
P	-15	HIS	-	expression tag	UNP P74717
P	-14	HIS	-	expression tag	UNP P74717
P	-13	HIS	-	expression tag	UNP P74717
P	-12	SER	-	expression tag	UNP P74717

*Continued on next page...*

*Continued from previous page...*

Chain	Residue	Modelled	Actual	Comment	Reference
P	-11	SER	-	expression tag	UNP P74717
P	-10	SER	-	expression tag	UNP P74717
P	-9	ALA	-	expression tag	UNP P74717
P	-8	ALA	-	expression tag	UNP P74717
P	-7	LEU	-	expression tag	UNP P74717
P	-6	GLU	-	expression tag	UNP P74717
P	-5	VAL	-	expression tag	UNP P74717
P	-4	LEU	-	expression tag	UNP P74717
P	-3	PHE	-	expression tag	UNP P74717
P	-2	GLN	-	expression tag	UNP P74717
P	-1	GLY	-	expression tag	UNP P74717
P	0	PRO	-	expression tag	UNP P74717
Q	-22	MET	-	initiating methionine	UNP P74717
Q	-21	GLY	-	expression tag	UNP P74717
Q	-20	SER	-	expression tag	UNP P74717
Q	-19	SER	-	expression tag	UNP P74717
Q	-18	HIS	-	expression tag	UNP P74717
Q	-17	HIS	-	expression tag	UNP P74717
Q	-16	HIS	-	expression tag	UNP P74717
Q	-15	HIS	-	expression tag	UNP P74717
Q	-14	HIS	-	expression tag	UNP P74717
Q	-13	HIS	-	expression tag	UNP P74717
Q	-12	SER	-	expression tag	UNP P74717
Q	-11	SER	-	expression tag	UNP P74717
Q	-10	SER	-	expression tag	UNP P74717
Q	-9	ALA	-	expression tag	UNP P74717
Q	-8	ALA	-	expression tag	UNP P74717
Q	-7	LEU	-	expression tag	UNP P74717
Q	-6	GLU	-	expression tag	UNP P74717
Q	-5	VAL	-	expression tag	UNP P74717
Q	-4	LEU	-	expression tag	UNP P74717
Q	-3	PHE	-	expression tag	UNP P74717
Q	-2	GLN	-	expression tag	UNP P74717
Q	-1	GLY	-	expression tag	UNP P74717
Q	0	PRO	-	expression tag	UNP P74717
R	-22	MET	-	initiating methionine	UNP P74717
R	-21	GLY	-	expression tag	UNP P74717
R	-20	SER	-	expression tag	UNP P74717
R	-19	SER	-	expression tag	UNP P74717
R	-18	HIS	-	expression tag	UNP P74717
R	-17	HIS	-	expression tag	UNP P74717
R	-16	HIS	-	expression tag	UNP P74717

*Continued on next page...*

*Continued from previous page...*

Chain	Residue	Modelled	Actual	Comment	Reference
R	-15	HIS	-	expression tag	UNP P74717
R	-14	HIS	-	expression tag	UNP P74717
R	-13	HIS	-	expression tag	UNP P74717
R	-12	SER	-	expression tag	UNP P74717
R	-11	SER	-	expression tag	UNP P74717
R	-10	SER	-	expression tag	UNP P74717
R	-9	ALA	-	expression tag	UNP P74717
R	-8	ALA	-	expression tag	UNP P74717
R	-7	LEU	-	expression tag	UNP P74717
R	-6	GLU	-	expression tag	UNP P74717
R	-5	VAL	-	expression tag	UNP P74717
R	-4	LEU	-	expression tag	UNP P74717
R	-3	PHE	-	expression tag	UNP P74717
R	-2	GLN	-	expression tag	UNP P74717
R	-1	GLY	-	expression tag	UNP P74717
R	0	PRO	-	expression tag	UNP P74717
S	-22	MET	-	initiating methionine	UNP P74717
S	-21	GLY	-	expression tag	UNP P74717
S	-20	SER	-	expression tag	UNP P74717
S	-19	SER	-	expression tag	UNP P74717
S	-18	HIS	-	expression tag	UNP P74717
S	-17	HIS	-	expression tag	UNP P74717
S	-16	HIS	-	expression tag	UNP P74717
S	-15	HIS	-	expression tag	UNP P74717
S	-14	HIS	-	expression tag	UNP P74717
S	-13	HIS	-	expression tag	UNP P74717
S	-12	SER	-	expression tag	UNP P74717
S	-11	SER	-	expression tag	UNP P74717
S	-10	SER	-	expression tag	UNP P74717
S	-9	ALA	-	expression tag	UNP P74717
S	-8	ALA	-	expression tag	UNP P74717
S	-7	LEU	-	expression tag	UNP P74717
S	-6	GLU	-	expression tag	UNP P74717
S	-5	VAL	-	expression tag	UNP P74717
S	-4	LEU	-	expression tag	UNP P74717
S	-3	PHE	-	expression tag	UNP P74717
S	-2	GLN	-	expression tag	UNP P74717
S	-1	GLY	-	expression tag	UNP P74717
S	0	PRO	-	expression tag	UNP P74717
T	-22	MET	-	initiating methionine	UNP P74717
T	-21	GLY	-	expression tag	UNP P74717
T	-20	SER	-	expression tag	UNP P74717

*Continued on next page...*



*Continued from previous page...*

Chain	Residue	Modelled	Actual	Comment	Reference
T	-19	SER	-	expression tag	UNP P74717
T	-18	HIS	-	expression tag	UNP P74717
T	-17	HIS	-	expression tag	UNP P74717
T	-16	HIS	-	expression tag	UNP P74717
T	-15	HIS	-	expression tag	UNP P74717
T	-14	HIS	-	expression tag	UNP P74717
T	-13	HIS	-	expression tag	UNP P74717
T	-12	SER	-	expression tag	UNP P74717
T	-11	SER	-	expression tag	UNP P74717
T	-10	SER	-	expression tag	UNP P74717
T	-9	ALA	-	expression tag	UNP P74717
T	-8	ALA	-	expression tag	UNP P74717
T	-7	LEU	-	expression tag	UNP P74717
T	-6	GLU	-	expression tag	UNP P74717
T	-5	VAL	-	expression tag	UNP P74717
T	-4	LEU	-	expression tag	UNP P74717
T	-3	PHE	-	expression tag	UNP P74717
T	-2	GLN	-	expression tag	UNP P74717
T	-1	GLY	-	expression tag	UNP P74717
T	0	PRO	-	expression tag	UNP P74717
U	-22	MET	-	initiating methionine	UNP P74717
U	-21	GLY	-	expression tag	UNP P74717
U	-20	SER	-	expression tag	UNP P74717
U	-19	SER	-	expression tag	UNP P74717
U	-18	HIS	-	expression tag	UNP P74717
U	-17	HIS	-	expression tag	UNP P74717
U	-16	HIS	-	expression tag	UNP P74717
U	-15	HIS	-	expression tag	UNP P74717
U	-14	HIS	-	expression tag	UNP P74717
U	-13	HIS	-	expression tag	UNP P74717
U	-12	SER	-	expression tag	UNP P74717
U	-11	SER	-	expression tag	UNP P74717
U	-10	SER	-	expression tag	UNP P74717
U	-9	ALA	-	expression tag	UNP P74717
U	-8	ALA	-	expression tag	UNP P74717
U	-7	LEU	-	expression tag	UNP P74717
U	-6	GLU	-	expression tag	UNP P74717
U	-5	VAL	-	expression tag	UNP P74717
U	-4	LEU	-	expression tag	UNP P74717
U	-3	PHE	-	expression tag	UNP P74717
U	-2	GLN	-	expression tag	UNP P74717
U	-1	GLY	-	expression tag	UNP P74717

*Continued on next page...*



*Continued from previous page...*

Chain	Residue	Modelled	Actual	Comment	Reference
U	0	PRO	-	expression tag	UNP P74717
V	-22	MET	-	initiating methionine	UNP P74717
V	-21	GLY	-	expression tag	UNP P74717
V	-20	SER	-	expression tag	UNP P74717
V	-19	SER	-	expression tag	UNP P74717
V	-18	HIS	-	expression tag	UNP P74717
V	-17	HIS	-	expression tag	UNP P74717
V	-16	HIS	-	expression tag	UNP P74717
V	-15	HIS	-	expression tag	UNP P74717
V	-14	HIS	-	expression tag	UNP P74717
V	-13	HIS	-	expression tag	UNP P74717
V	-12	SER	-	expression tag	UNP P74717
V	-11	SER	-	expression tag	UNP P74717
V	-10	SER	-	expression tag	UNP P74717
V	-9	ALA	-	expression tag	UNP P74717
V	-8	ALA	-	expression tag	UNP P74717
V	-7	LEU	-	expression tag	UNP P74717
V	-6	GLU	-	expression tag	UNP P74717
V	-5	VAL	-	expression tag	UNP P74717
V	-4	LEU	-	expression tag	UNP P74717
V	-3	PHE	-	expression tag	UNP P74717
V	-2	GLN	-	expression tag	UNP P74717
V	-1	GLY	-	expression tag	UNP P74717
V	0	PRO	-	expression tag	UNP P74717
W	-22	MET	-	initiating methionine	UNP P74717
W	-21	GLY	-	expression tag	UNP P74717
W	-20	SER	-	expression tag	UNP P74717
W	-19	SER	-	expression tag	UNP P74717
W	-18	HIS	-	expression tag	UNP P74717
W	-17	HIS	-	expression tag	UNP P74717
W	-16	HIS	-	expression tag	UNP P74717
W	-15	HIS	-	expression tag	UNP P74717
W	-14	HIS	-	expression tag	UNP P74717
W	-13	HIS	-	expression tag	UNP P74717
W	-12	SER	-	expression tag	UNP P74717
W	-11	SER	-	expression tag	UNP P74717
W	-10	SER	-	expression tag	UNP P74717
W	-9	ALA	-	expression tag	UNP P74717
W	-8	ALA	-	expression tag	UNP P74717
W	-7	LEU	-	expression tag	UNP P74717
W	-6	GLU	-	expression tag	UNP P74717
W	-5	VAL	-	expression tag	UNP P74717

*Continued on next page...*

*Continued from previous page...*

Chain	Residue	Modelled	Actual	Comment	Reference
W	-4	LEU	-	expression tag	UNP P74717
W	-3	PHE	-	expression tag	UNP P74717
W	-2	GLN	-	expression tag	UNP P74717
W	-1	GLY	-	expression tag	UNP P74717
W	0	PRO	-	expression tag	UNP P74717
X	-22	MET	-	initiating methionine	UNP P74717
X	-21	GLY	-	expression tag	UNP P74717
X	-20	SER	-	expression tag	UNP P74717
X	-19	SER	-	expression tag	UNP P74717
X	-18	HIS	-	expression tag	UNP P74717
X	-17	HIS	-	expression tag	UNP P74717
X	-16	HIS	-	expression tag	UNP P74717
X	-15	HIS	-	expression tag	UNP P74717
X	-14	HIS	-	expression tag	UNP P74717
X	-13	HIS	-	expression tag	UNP P74717
X	-12	SER	-	expression tag	UNP P74717
X	-11	SER	-	expression tag	UNP P74717
X	-10	SER	-	expression tag	UNP P74717
X	-9	ALA	-	expression tag	UNP P74717
X	-8	ALA	-	expression tag	UNP P74717
X	-7	LEU	-	expression tag	UNP P74717
X	-6	GLU	-	expression tag	UNP P74717
X	-5	VAL	-	expression tag	UNP P74717
X	-4	LEU	-	expression tag	UNP P74717
X	-3	PHE	-	expression tag	UNP P74717
X	-2	GLN	-	expression tag	UNP P74717
X	-1	GLY	-	expression tag	UNP P74717
X	0	PRO	-	expression tag	UNP P74717
Y	-22	MET	-	initiating methionine	UNP P74717
Y	-21	GLY	-	expression tag	UNP P74717
Y	-20	SER	-	expression tag	UNP P74717
Y	-19	SER	-	expression tag	UNP P74717
Y	-18	HIS	-	expression tag	UNP P74717
Y	-17	HIS	-	expression tag	UNP P74717
Y	-16	HIS	-	expression tag	UNP P74717
Y	-15	HIS	-	expression tag	UNP P74717
Y	-14	HIS	-	expression tag	UNP P74717
Y	-13	HIS	-	expression tag	UNP P74717
Y	-12	SER	-	expression tag	UNP P74717
Y	-11	SER	-	expression tag	UNP P74717
Y	-10	SER	-	expression tag	UNP P74717
Y	-9	ALA	-	expression tag	UNP P74717

*Continued on next page...*

*Continued from previous page...*

Chain	Residue	Modelled	Actual	Comment	Reference
Y	-8	ALA	-	expression tag	UNP P74717
Y	-7	LEU	-	expression tag	UNP P74717
Y	-6	GLU	-	expression tag	UNP P74717
Y	-5	VAL	-	expression tag	UNP P74717
Y	-4	LEU	-	expression tag	UNP P74717
Y	-3	PHE	-	expression tag	UNP P74717
Y	-2	GLN	-	expression tag	UNP P74717
Y	-1	GLY	-	expression tag	UNP P74717
Y	0	PRO	-	expression tag	UNP P74717
Z	-22	MET	-	initiating methionine	UNP P74717
Z	-21	GLY	-	expression tag	UNP P74717
Z	-20	SER	-	expression tag	UNP P74717
Z	-19	SER	-	expression tag	UNP P74717
Z	-18	HIS	-	expression tag	UNP P74717
Z	-17	HIS	-	expression tag	UNP P74717
Z	-16	HIS	-	expression tag	UNP P74717
Z	-15	HIS	-	expression tag	UNP P74717
Z	-14	HIS	-	expression tag	UNP P74717
Z	-13	HIS	-	expression tag	UNP P74717
Z	-12	SER	-	expression tag	UNP P74717
Z	-11	SER	-	expression tag	UNP P74717
Z	-10	SER	-	expression tag	UNP P74717
Z	-9	ALA	-	expression tag	UNP P74717
Z	-8	ALA	-	expression tag	UNP P74717
Z	-7	LEU	-	expression tag	UNP P74717
Z	-6	GLU	-	expression tag	UNP P74717
Z	-5	VAL	-	expression tag	UNP P74717
Z	-4	LEU	-	expression tag	UNP P74717
Z	-3	PHE	-	expression tag	UNP P74717
Z	-2	GLN	-	expression tag	UNP P74717
Z	-1	GLY	-	expression tag	UNP P74717
Z	0	PRO	-	expression tag	UNP P74717
a	-22	MET	-	initiating methionine	UNP P74717
a	-21	GLY	-	expression tag	UNP P74717
a	-20	SER	-	expression tag	UNP P74717
a	-19	SER	-	expression tag	UNP P74717
a	-18	HIS	-	expression tag	UNP P74717
a	-17	HIS	-	expression tag	UNP P74717
a	-16	HIS	-	expression tag	UNP P74717
a	-15	HIS	-	expression tag	UNP P74717
a	-14	HIS	-	expression tag	UNP P74717
a	-13	HIS	-	expression tag	UNP P74717

*Continued on next page...*

*Continued from previous page...*

Chain	Residue	Modelled	Actual	Comment	Reference
a	-12	SER	-	expression tag	UNP P74717
a	-11	SER	-	expression tag	UNP P74717
a	-10	SER	-	expression tag	UNP P74717
a	-9	ALA	-	expression tag	UNP P74717
a	-8	ALA	-	expression tag	UNP P74717
a	-7	LEU	-	expression tag	UNP P74717
a	-6	GLU	-	expression tag	UNP P74717
a	-5	VAL	-	expression tag	UNP P74717
a	-4	LEU	-	expression tag	UNP P74717
a	-3	PHE	-	expression tag	UNP P74717
a	-2	GLN	-	expression tag	UNP P74717
a	-1	GLY	-	expression tag	UNP P74717
a	0	PRO	-	expression tag	UNP P74717
b	-22	MET	-	initiating methionine	UNP P74717
b	-21	GLY	-	expression tag	UNP P74717
b	-20	SER	-	expression tag	UNP P74717
b	-19	SER	-	expression tag	UNP P74717
b	-18	HIS	-	expression tag	UNP P74717
b	-17	HIS	-	expression tag	UNP P74717
b	-16	HIS	-	expression tag	UNP P74717
b	-15	HIS	-	expression tag	UNP P74717
b	-14	HIS	-	expression tag	UNP P74717
b	-13	HIS	-	expression tag	UNP P74717
b	-12	SER	-	expression tag	UNP P74717
b	-11	SER	-	expression tag	UNP P74717
b	-10	SER	-	expression tag	UNP P74717
b	-9	ALA	-	expression tag	UNP P74717
b	-8	ALA	-	expression tag	UNP P74717
b	-7	LEU	-	expression tag	UNP P74717
b	-6	GLU	-	expression tag	UNP P74717
b	-5	VAL	-	expression tag	UNP P74717
b	-4	LEU	-	expression tag	UNP P74717
b	-3	PHE	-	expression tag	UNP P74717
b	-2	GLN	-	expression tag	UNP P74717
b	-1	GLY	-	expression tag	UNP P74717
b	0	PRO	-	expression tag	UNP P74717
c	-22	MET	-	initiating methionine	UNP P74717
c	-21	GLY	-	expression tag	UNP P74717
c	-20	SER	-	expression tag	UNP P74717
c	-19	SER	-	expression tag	UNP P74717
c	-18	HIS	-	expression tag	UNP P74717
c	-17	HIS	-	expression tag	UNP P74717

*Continued on next page...*

*Continued from previous page...*

Chain	Residue	Modelled	Actual	Comment	Reference
c	-16	HIS	-	expression tag	UNP P74717
c	-15	HIS	-	expression tag	UNP P74717
c	-14	HIS	-	expression tag	UNP P74717
c	-13	HIS	-	expression tag	UNP P74717
c	-12	SER	-	expression tag	UNP P74717
c	-11	SER	-	expression tag	UNP P74717
c	-10	SER	-	expression tag	UNP P74717
c	-9	ALA	-	expression tag	UNP P74717
c	-8	ALA	-	expression tag	UNP P74717
c	-7	LEU	-	expression tag	UNP P74717
c	-6	GLU	-	expression tag	UNP P74717
c	-5	VAL	-	expression tag	UNP P74717
c	-4	LEU	-	expression tag	UNP P74717
c	-3	PHE	-	expression tag	UNP P74717
c	-2	GLN	-	expression tag	UNP P74717
c	-1	GLY	-	expression tag	UNP P74717
c	0	PRO	-	expression tag	UNP P74717
d	-22	MET	-	initiating methionine	UNP P74717
d	-21	GLY	-	expression tag	UNP P74717
d	-20	SER	-	expression tag	UNP P74717
d	-19	SER	-	expression tag	UNP P74717
d	-18	HIS	-	expression tag	UNP P74717
d	-17	HIS	-	expression tag	UNP P74717
d	-16	HIS	-	expression tag	UNP P74717
d	-15	HIS	-	expression tag	UNP P74717
d	-14	HIS	-	expression tag	UNP P74717
d	-13	HIS	-	expression tag	UNP P74717
d	-12	SER	-	expression tag	UNP P74717
d	-11	SER	-	expression tag	UNP P74717
d	-10	SER	-	expression tag	UNP P74717
d	-9	ALA	-	expression tag	UNP P74717
d	-8	ALA	-	expression tag	UNP P74717
d	-7	LEU	-	expression tag	UNP P74717
d	-6	GLU	-	expression tag	UNP P74717
d	-5	VAL	-	expression tag	UNP P74717
d	-4	LEU	-	expression tag	UNP P74717
d	-3	PHE	-	expression tag	UNP P74717
d	-2	GLN	-	expression tag	UNP P74717
d	-1	GLY	-	expression tag	UNP P74717
d	0	PRO	-	expression tag	UNP P74717
e	-22	MET	-	initiating methionine	UNP P74717
e	-21	GLY	-	expression tag	UNP P74717

*Continued on next page...*

*Continued from previous page...*

Chain	Residue	Modelled	Actual	Comment	Reference
e	-20	SER	-	expression tag	UNP P74717
e	-19	SER	-	expression tag	UNP P74717
e	-18	HIS	-	expression tag	UNP P74717
e	-17	HIS	-	expression tag	UNP P74717
e	-16	HIS	-	expression tag	UNP P74717
e	-15	HIS	-	expression tag	UNP P74717
e	-14	HIS	-	expression tag	UNP P74717
e	-13	HIS	-	expression tag	UNP P74717
e	-12	SER	-	expression tag	UNP P74717
e	-11	SER	-	expression tag	UNP P74717
e	-10	SER	-	expression tag	UNP P74717
e	-9	ALA	-	expression tag	UNP P74717
e	-8	ALA	-	expression tag	UNP P74717
e	-7	LEU	-	expression tag	UNP P74717
e	-6	GLU	-	expression tag	UNP P74717
e	-5	VAL	-	expression tag	UNP P74717
e	-4	LEU	-	expression tag	UNP P74717
e	-3	PHE	-	expression tag	UNP P74717
e	-2	GLN	-	expression tag	UNP P74717
e	-1	GLY	-	expression tag	UNP P74717
e	0	PRO	-	expression tag	UNP P74717
f	-22	MET	-	initiating methionine	UNP P74717
f	-21	GLY	-	expression tag	UNP P74717
f	-20	SER	-	expression tag	UNP P74717
f	-19	SER	-	expression tag	UNP P74717
f	-18	HIS	-	expression tag	UNP P74717
f	-17	HIS	-	expression tag	UNP P74717
f	-16	HIS	-	expression tag	UNP P74717
f	-15	HIS	-	expression tag	UNP P74717
f	-14	HIS	-	expression tag	UNP P74717
f	-13	HIS	-	expression tag	UNP P74717
f	-12	SER	-	expression tag	UNP P74717
f	-11	SER	-	expression tag	UNP P74717
f	-10	SER	-	expression tag	UNP P74717
f	-9	ALA	-	expression tag	UNP P74717
f	-8	ALA	-	expression tag	UNP P74717
f	-7	LEU	-	expression tag	UNP P74717
f	-6	GLU	-	expression tag	UNP P74717
f	-5	VAL	-	expression tag	UNP P74717
f	-4	LEU	-	expression tag	UNP P74717
f	-3	PHE	-	expression tag	UNP P74717
f	-2	GLN	-	expression tag	UNP P74717

*Continued on next page...*

*Continued from previous page...*

Chain	Residue	Modelled	Actual	Comment	Reference
f	-1	GLY	-	expression tag	UNP P74717
f	0	PRO	-	expression tag	UNP P74717
g	-22	MET	-	initiating methionine	UNP P74717
g	-21	GLY	-	expression tag	UNP P74717
g	-20	SER	-	expression tag	UNP P74717
g	-19	SER	-	expression tag	UNP P74717
g	-18	HIS	-	expression tag	UNP P74717
g	-17	HIS	-	expression tag	UNP P74717
g	-16	HIS	-	expression tag	UNP P74717
g	-15	HIS	-	expression tag	UNP P74717
g	-14	HIS	-	expression tag	UNP P74717
g	-13	HIS	-	expression tag	UNP P74717
g	-12	SER	-	expression tag	UNP P74717
g	-11	SER	-	expression tag	UNP P74717
g	-10	SER	-	expression tag	UNP P74717
g	-9	ALA	-	expression tag	UNP P74717
g	-8	ALA	-	expression tag	UNP P74717
g	-7	LEU	-	expression tag	UNP P74717
g	-6	GLU	-	expression tag	UNP P74717
g	-5	VAL	-	expression tag	UNP P74717
g	-4	LEU	-	expression tag	UNP P74717
g	-3	PHE	-	expression tag	UNP P74717
g	-2	GLN	-	expression tag	UNP P74717
g	-1	GLY	-	expression tag	UNP P74717
g	0	PRO	-	expression tag	UNP P74717
h	-22	MET	-	initiating methionine	UNP P74717
h	-21	GLY	-	expression tag	UNP P74717
h	-20	SER	-	expression tag	UNP P74717
h	-19	SER	-	expression tag	UNP P74717
h	-18	HIS	-	expression tag	UNP P74717
h	-17	HIS	-	expression tag	UNP P74717
h	-16	HIS	-	expression tag	UNP P74717
h	-15	HIS	-	expression tag	UNP P74717
h	-14	HIS	-	expression tag	UNP P74717
h	-13	HIS	-	expression tag	UNP P74717
h	-12	SER	-	expression tag	UNP P74717
h	-11	SER	-	expression tag	UNP P74717
h	-10	SER	-	expression tag	UNP P74717
h	-9	ALA	-	expression tag	UNP P74717
h	-8	ALA	-	expression tag	UNP P74717
h	-7	LEU	-	expression tag	UNP P74717
h	-6	GLU	-	expression tag	UNP P74717

*Continued on next page...*



*Continued from previous page...*

Chain	Residue	Modelled	Actual	Comment	Reference
h	-5	VAL	-	expression tag	UNP P74717
h	-4	LEU	-	expression tag	UNP P74717
h	-3	PHE	-	expression tag	UNP P74717
h	-2	GLN	-	expression tag	UNP P74717
h	-1	GLY	-	expression tag	UNP P74717
h	0	PRO	-	expression tag	UNP P74717
i	-22	MET	-	initiating methionine	UNP P74717
i	-21	GLY	-	expression tag	UNP P74717
i	-20	SER	-	expression tag	UNP P74717
i	-19	SER	-	expression tag	UNP P74717
i	-18	HIS	-	expression tag	UNP P74717
i	-17	HIS	-	expression tag	UNP P74717
i	-16	HIS	-	expression tag	UNP P74717
i	-15	HIS	-	expression tag	UNP P74717
i	-14	HIS	-	expression tag	UNP P74717
i	-13	HIS	-	expression tag	UNP P74717
i	-12	SER	-	expression tag	UNP P74717
i	-11	SER	-	expression tag	UNP P74717
i	-10	SER	-	expression tag	UNP P74717
i	-9	ALA	-	expression tag	UNP P74717
i	-8	ALA	-	expression tag	UNP P74717
i	-7	LEU	-	expression tag	UNP P74717
i	-6	GLU	-	expression tag	UNP P74717
i	-5	VAL	-	expression tag	UNP P74717
i	-4	LEU	-	expression tag	UNP P74717
i	-3	PHE	-	expression tag	UNP P74717
i	-2	GLN	-	expression tag	UNP P74717
i	-1	GLY	-	expression tag	UNP P74717
i	0	PRO	-	expression tag	UNP P74717
j	-22	MET	-	initiating methionine	UNP P74717
j	-21	GLY	-	expression tag	UNP P74717
j	-20	SER	-	expression tag	UNP P74717
j	-19	SER	-	expression tag	UNP P74717
j	-18	HIS	-	expression tag	UNP P74717
j	-17	HIS	-	expression tag	UNP P74717
j	-16	HIS	-	expression tag	UNP P74717
j	-15	HIS	-	expression tag	UNP P74717
j	-14	HIS	-	expression tag	UNP P74717
j	-13	HIS	-	expression tag	UNP P74717
j	-12	SER	-	expression tag	UNP P74717
j	-11	SER	-	expression tag	UNP P74717
j	-10	SER	-	expression tag	UNP P74717

*Continued on next page...*



*Continued from previous page...*

Chain	Residue	Modelled	Actual	Comment	Reference
j	-9	ALA	-	expression tag	UNP P74717
j	-8	ALA	-	expression tag	UNP P74717
j	-7	LEU	-	expression tag	UNP P74717
j	-6	GLU	-	expression tag	UNP P74717
j	-5	VAL	-	expression tag	UNP P74717
j	-4	LEU	-	expression tag	UNP P74717
j	-3	PHE	-	expression tag	UNP P74717
j	-2	GLN	-	expression tag	UNP P74717
j	-1	GLY	-	expression tag	UNP P74717
j	0	PRO	-	expression tag	UNP P74717
k	-22	MET	-	initiating methionine	UNP P74717
k	-21	GLY	-	expression tag	UNP P74717
k	-20	SER	-	expression tag	UNP P74717
k	-19	SER	-	expression tag	UNP P74717
k	-18	HIS	-	expression tag	UNP P74717
k	-17	HIS	-	expression tag	UNP P74717
k	-16	HIS	-	expression tag	UNP P74717
k	-15	HIS	-	expression tag	UNP P74717
k	-14	HIS	-	expression tag	UNP P74717
k	-13	HIS	-	expression tag	UNP P74717
k	-12	SER	-	expression tag	UNP P74717
k	-11	SER	-	expression tag	UNP P74717
k	-10	SER	-	expression tag	UNP P74717
k	-9	ALA	-	expression tag	UNP P74717
k	-8	ALA	-	expression tag	UNP P74717
k	-7	LEU	-	expression tag	UNP P74717
k	-6	GLU	-	expression tag	UNP P74717
k	-5	VAL	-	expression tag	UNP P74717
k	-4	LEU	-	expression tag	UNP P74717
k	-3	PHE	-	expression tag	UNP P74717
k	-2	GLN	-	expression tag	UNP P74717
k	-1	GLY	-	expression tag	UNP P74717
k	0	PRO	-	expression tag	UNP P74717
l	-22	MET	-	initiating methionine	UNP P74717
l	-21	GLY	-	expression tag	UNP P74717
l	-20	SER	-	expression tag	UNP P74717
l	-19	SER	-	expression tag	UNP P74717
l	-18	HIS	-	expression tag	UNP P74717
l	-17	HIS	-	expression tag	UNP P74717
l	-16	HIS	-	expression tag	UNP P74717
l	-15	HIS	-	expression tag	UNP P74717
l	-14	HIS	-	expression tag	UNP P74717

*Continued on next page...*

*Continued from previous page...*

Chain	Residue	Modelled	Actual	Comment	Reference
l	-13	HIS	-	expression tag	UNP P74717
l	-12	SER	-	expression tag	UNP P74717
l	-11	SER	-	expression tag	UNP P74717
l	-10	SER	-	expression tag	UNP P74717
l	-9	ALA	-	expression tag	UNP P74717
l	-8	ALA	-	expression tag	UNP P74717
l	-7	LEU	-	expression tag	UNP P74717
l	-6	GLU	-	expression tag	UNP P74717
l	-5	VAL	-	expression tag	UNP P74717
l	-4	LEU	-	expression tag	UNP P74717
l	-3	PHE	-	expression tag	UNP P74717
l	-2	GLN	-	expression tag	UNP P74717
l	-1	GLY	-	expression tag	UNP P74717
l	0	PRO	-	expression tag	UNP P74717
m	-22	MET	-	initiating methionine	UNP P74717
m	-21	GLY	-	expression tag	UNP P74717
m	-20	SER	-	expression tag	UNP P74717
m	-19	SER	-	expression tag	UNP P74717
m	-18	HIS	-	expression tag	UNP P74717
m	-17	HIS	-	expression tag	UNP P74717
m	-16	HIS	-	expression tag	UNP P74717
m	-15	HIS	-	expression tag	UNP P74717
m	-14	HIS	-	expression tag	UNP P74717
m	-13	HIS	-	expression tag	UNP P74717
m	-12	SER	-	expression tag	UNP P74717
m	-11	SER	-	expression tag	UNP P74717
m	-10	SER	-	expression tag	UNP P74717
m	-9	ALA	-	expression tag	UNP P74717
m	-8	ALA	-	expression tag	UNP P74717
m	-7	LEU	-	expression tag	UNP P74717
m	-6	GLU	-	expression tag	UNP P74717
m	-5	VAL	-	expression tag	UNP P74717
m	-4	LEU	-	expression tag	UNP P74717
m	-3	PHE	-	expression tag	UNP P74717
m	-2	GLN	-	expression tag	UNP P74717
m	-1	GLY	-	expression tag	UNP P74717
m	0	PRO	-	expression tag	UNP P74717
n	-22	MET	-	initiating methionine	UNP P74717
n	-21	GLY	-	expression tag	UNP P74717
n	-20	SER	-	expression tag	UNP P74717
n	-19	SER	-	expression tag	UNP P74717
n	-18	HIS	-	expression tag	UNP P74717

*Continued on next page...*

*Continued from previous page...*

Chain	Residue	Modelled	Actual	Comment	Reference
n	-17	HIS	-	expression tag	UNP P74717
n	-16	HIS	-	expression tag	UNP P74717
n	-15	HIS	-	expression tag	UNP P74717
n	-14	HIS	-	expression tag	UNP P74717
n	-13	HIS	-	expression tag	UNP P74717
n	-12	SER	-	expression tag	UNP P74717
n	-11	SER	-	expression tag	UNP P74717
n	-10	SER	-	expression tag	UNP P74717
n	-9	ALA	-	expression tag	UNP P74717
n	-8	ALA	-	expression tag	UNP P74717
n	-7	LEU	-	expression tag	UNP P74717
n	-6	GLU	-	expression tag	UNP P74717
n	-5	VAL	-	expression tag	UNP P74717
n	-4	LEU	-	expression tag	UNP P74717
n	-3	PHE	-	expression tag	UNP P74717
n	-2	GLN	-	expression tag	UNP P74717
n	-1	GLY	-	expression tag	UNP P74717
n	0	PRO	-	expression tag	UNP P74717
o	-22	MET	-	initiating methionine	UNP P74717
o	-21	GLY	-	expression tag	UNP P74717
o	-20	SER	-	expression tag	UNP P74717
o	-19	SER	-	expression tag	UNP P74717
o	-18	HIS	-	expression tag	UNP P74717
o	-17	HIS	-	expression tag	UNP P74717
o	-16	HIS	-	expression tag	UNP P74717
o	-15	HIS	-	expression tag	UNP P74717
o	-14	HIS	-	expression tag	UNP P74717
o	-13	HIS	-	expression tag	UNP P74717
o	-12	SER	-	expression tag	UNP P74717
o	-11	SER	-	expression tag	UNP P74717
o	-10	SER	-	expression tag	UNP P74717
o	-9	ALA	-	expression tag	UNP P74717
o	-8	ALA	-	expression tag	UNP P74717
o	-7	LEU	-	expression tag	UNP P74717
o	-6	GLU	-	expression tag	UNP P74717
o	-5	VAL	-	expression tag	UNP P74717
o	-4	LEU	-	expression tag	UNP P74717
o	-3	PHE	-	expression tag	UNP P74717
o	-2	GLN	-	expression tag	UNP P74717
o	-1	GLY	-	expression tag	UNP P74717
o	0	PRO	-	expression tag	UNP P74717
p	-22	MET	-	initiating methionine	UNP P74717

*Continued on next page...*

*Continued from previous page...*

Chain	Residue	Modelled	Actual	Comment	Reference
p	-21	GLY	-	expression tag	UNP P74717
p	-20	SER	-	expression tag	UNP P74717
p	-19	SER	-	expression tag	UNP P74717
p	-18	HIS	-	expression tag	UNP P74717
p	-17	HIS	-	expression tag	UNP P74717
p	-16	HIS	-	expression tag	UNP P74717
p	-15	HIS	-	expression tag	UNP P74717
p	-14	HIS	-	expression tag	UNP P74717
p	-13	HIS	-	expression tag	UNP P74717
p	-12	SER	-	expression tag	UNP P74717
p	-11	SER	-	expression tag	UNP P74717
p	-10	SER	-	expression tag	UNP P74717
p	-9	ALA	-	expression tag	UNP P74717
p	-8	ALA	-	expression tag	UNP P74717
p	-7	LEU	-	expression tag	UNP P74717
p	-6	GLU	-	expression tag	UNP P74717
p	-5	VAL	-	expression tag	UNP P74717
p	-4	LEU	-	expression tag	UNP P74717
p	-3	PHE	-	expression tag	UNP P74717
p	-2	GLN	-	expression tag	UNP P74717
p	-1	GLY	-	expression tag	UNP P74717
p	0	PRO	-	expression tag	UNP P74717
q	-22	MET	-	initiating methionine	UNP P74717
q	-21	GLY	-	expression tag	UNP P74717
q	-20	SER	-	expression tag	UNP P74717
q	-19	SER	-	expression tag	UNP P74717
q	-18	HIS	-	expression tag	UNP P74717
q	-17	HIS	-	expression tag	UNP P74717
q	-16	HIS	-	expression tag	UNP P74717
q	-15	HIS	-	expression tag	UNP P74717
q	-14	HIS	-	expression tag	UNP P74717
q	-13	HIS	-	expression tag	UNP P74717
q	-12	SER	-	expression tag	UNP P74717
q	-11	SER	-	expression tag	UNP P74717
q	-10	SER	-	expression tag	UNP P74717
q	-9	ALA	-	expression tag	UNP P74717
q	-8	ALA	-	expression tag	UNP P74717
q	-7	LEU	-	expression tag	UNP P74717
q	-6	GLU	-	expression tag	UNP P74717
q	-5	VAL	-	expression tag	UNP P74717
q	-4	LEU	-	expression tag	UNP P74717
q	-3	PHE	-	expression tag	UNP P74717

*Continued on next page...*

*Continued from previous page...*

Chain	Residue	Modelled	Actual	Comment	Reference
q	-2	GLN	-	expression tag	UNP P74717
q	-1	GLY	-	expression tag	UNP P74717
q	0	PRO	-	expression tag	UNP P74717
r	-22	MET	-	initiating methionine	UNP P74717
r	-21	GLY	-	expression tag	UNP P74717
r	-20	SER	-	expression tag	UNP P74717
r	-19	SER	-	expression tag	UNP P74717
r	-18	HIS	-	expression tag	UNP P74717
r	-17	HIS	-	expression tag	UNP P74717
r	-16	HIS	-	expression tag	UNP P74717
r	-15	HIS	-	expression tag	UNP P74717
r	-14	HIS	-	expression tag	UNP P74717
r	-13	HIS	-	expression tag	UNP P74717
r	-12	SER	-	expression tag	UNP P74717
r	-11	SER	-	expression tag	UNP P74717
r	-10	SER	-	expression tag	UNP P74717
r	-9	ALA	-	expression tag	UNP P74717
r	-8	ALA	-	expression tag	UNP P74717
r	-7	LEU	-	expression tag	UNP P74717
r	-6	GLU	-	expression tag	UNP P74717
r	-5	VAL	-	expression tag	UNP P74717
r	-4	LEU	-	expression tag	UNP P74717
r	-3	PHE	-	expression tag	UNP P74717
r	-2	GLN	-	expression tag	UNP P74717
r	-1	GLY	-	expression tag	UNP P74717
r	0	PRO	-	expression tag	UNP P74717
s	-22	MET	-	initiating methionine	UNP P74717
s	-21	GLY	-	expression tag	UNP P74717
s	-20	SER	-	expression tag	UNP P74717
s	-19	SER	-	expression tag	UNP P74717
s	-18	HIS	-	expression tag	UNP P74717
s	-17	HIS	-	expression tag	UNP P74717
s	-16	HIS	-	expression tag	UNP P74717
s	-15	HIS	-	expression tag	UNP P74717
s	-14	HIS	-	expression tag	UNP P74717
s	-13	HIS	-	expression tag	UNP P74717
s	-12	SER	-	expression tag	UNP P74717
s	-11	SER	-	expression tag	UNP P74717
s	-10	SER	-	expression tag	UNP P74717
s	-9	ALA	-	expression tag	UNP P74717
s	-8	ALA	-	expression tag	UNP P74717
s	-7	LEU	-	expression tag	UNP P74717

*Continued on next page...*

*Continued from previous page...*

Chain	Residue	Modelled	Actual	Comment	Reference
s	-6	GLU	-	expression tag	UNP P74717
s	-5	VAL	-	expression tag	UNP P74717
s	-4	LEU	-	expression tag	UNP P74717
s	-3	PHE	-	expression tag	UNP P74717
s	-2	GLN	-	expression tag	UNP P74717
s	-1	GLY	-	expression tag	UNP P74717
s	0	PRO	-	expression tag	UNP P74717
t	-22	MET	-	initiating methionine	UNP P74717
t	-21	GLY	-	expression tag	UNP P74717
t	-20	SER	-	expression tag	UNP P74717
t	-19	SER	-	expression tag	UNP P74717
t	-18	HIS	-	expression tag	UNP P74717
t	-17	HIS	-	expression tag	UNP P74717
t	-16	HIS	-	expression tag	UNP P74717
t	-15	HIS	-	expression tag	UNP P74717
t	-14	HIS	-	expression tag	UNP P74717
t	-13	HIS	-	expression tag	UNP P74717
t	-12	SER	-	expression tag	UNP P74717
t	-11	SER	-	expression tag	UNP P74717
t	-10	SER	-	expression tag	UNP P74717
t	-9	ALA	-	expression tag	UNP P74717
t	-8	ALA	-	expression tag	UNP P74717
t	-7	LEU	-	expression tag	UNP P74717
t	-6	GLU	-	expression tag	UNP P74717
t	-5	VAL	-	expression tag	UNP P74717
t	-4	LEU	-	expression tag	UNP P74717
t	-3	PHE	-	expression tag	UNP P74717
t	-2	GLN	-	expression tag	UNP P74717
t	-1	GLY	-	expression tag	UNP P74717
t	0	PRO	-	expression tag	UNP P74717
u	-22	MET	-	initiating methionine	UNP P74717
u	-21	GLY	-	expression tag	UNP P74717
u	-20	SER	-	expression tag	UNP P74717
u	-19	SER	-	expression tag	UNP P74717
u	-18	HIS	-	expression tag	UNP P74717
u	-17	HIS	-	expression tag	UNP P74717
u	-16	HIS	-	expression tag	UNP P74717
u	-15	HIS	-	expression tag	UNP P74717
u	-14	HIS	-	expression tag	UNP P74717
u	-13	HIS	-	expression tag	UNP P74717
u	-12	SER	-	expression tag	UNP P74717
u	-11	SER	-	expression tag	UNP P74717

*Continued on next page...*

*Continued from previous page...*

Chain	Residue	Modelled	Actual	Comment	Reference
u	-10	SER	-	expression tag	UNP P74717
u	-9	ALA	-	expression tag	UNP P74717
u	-8	ALA	-	expression tag	UNP P74717
u	-7	LEU	-	expression tag	UNP P74717
u	-6	GLU	-	expression tag	UNP P74717
u	-5	VAL	-	expression tag	UNP P74717
u	-4	LEU	-	expression tag	UNP P74717
u	-3	PHE	-	expression tag	UNP P74717
u	-2	GLN	-	expression tag	UNP P74717
u	-1	GLY	-	expression tag	UNP P74717
u	0	PRO	-	expression tag	UNP P74717
v	-22	MET	-	initiating methionine	UNP P74717
v	-21	GLY	-	expression tag	UNP P74717
v	-20	SER	-	expression tag	UNP P74717
v	-19	SER	-	expression tag	UNP P74717
v	-18	HIS	-	expression tag	UNP P74717
v	-17	HIS	-	expression tag	UNP P74717
v	-16	HIS	-	expression tag	UNP P74717
v	-15	HIS	-	expression tag	UNP P74717
v	-14	HIS	-	expression tag	UNP P74717
v	-13	HIS	-	expression tag	UNP P74717
v	-12	SER	-	expression tag	UNP P74717
v	-11	SER	-	expression tag	UNP P74717
v	-10	SER	-	expression tag	UNP P74717
v	-9	ALA	-	expression tag	UNP P74717
v	-8	ALA	-	expression tag	UNP P74717
v	-7	LEU	-	expression tag	UNP P74717
v	-6	GLU	-	expression tag	UNP P74717
v	-5	VAL	-	expression tag	UNP P74717
v	-4	LEU	-	expression tag	UNP P74717
v	-3	PHE	-	expression tag	UNP P74717
v	-2	GLN	-	expression tag	UNP P74717
v	-1	GLY	-	expression tag	UNP P74717
v	0	PRO	-	expression tag	UNP P74717
w	-22	MET	-	initiating methionine	UNP P74717
w	-21	GLY	-	expression tag	UNP P74717
w	-20	SER	-	expression tag	UNP P74717
w	-19	SER	-	expression tag	UNP P74717
w	-18	HIS	-	expression tag	UNP P74717
w	-17	HIS	-	expression tag	UNP P74717
w	-16	HIS	-	expression tag	UNP P74717
w	-15	HIS	-	expression tag	UNP P74717

*Continued on next page...*



*Continued from previous page...*

Chain	Residue	Modelled	Actual	Comment	Reference
w	-14	HIS	-	expression tag	UNP P74717
w	-13	HIS	-	expression tag	UNP P74717
w	-12	SER	-	expression tag	UNP P74717
w	-11	SER	-	expression tag	UNP P74717
w	-10	SER	-	expression tag	UNP P74717
w	-9	ALA	-	expression tag	UNP P74717
w	-8	ALA	-	expression tag	UNP P74717
w	-7	LEU	-	expression tag	UNP P74717
w	-6	GLU	-	expression tag	UNP P74717
w	-5	VAL	-	expression tag	UNP P74717
w	-4	LEU	-	expression tag	UNP P74717
w	-3	PHE	-	expression tag	UNP P74717
w	-2	GLN	-	expression tag	UNP P74717
w	-1	GLY	-	expression tag	UNP P74717
w	0	PRO	-	expression tag	UNP P74717
x	-22	MET	-	initiating methionine	UNP P74717
x	-21	GLY	-	expression tag	UNP P74717
x	-20	SER	-	expression tag	UNP P74717
x	-19	SER	-	expression tag	UNP P74717
x	-18	HIS	-	expression tag	UNP P74717
x	-17	HIS	-	expression tag	UNP P74717
x	-16	HIS	-	expression tag	UNP P74717
x	-15	HIS	-	expression tag	UNP P74717
x	-14	HIS	-	expression tag	UNP P74717
x	-13	HIS	-	expression tag	UNP P74717
x	-12	SER	-	expression tag	UNP P74717
x	-11	SER	-	expression tag	UNP P74717
x	-10	SER	-	expression tag	UNP P74717
x	-9	ALA	-	expression tag	UNP P74717
x	-8	ALA	-	expression tag	UNP P74717
x	-7	LEU	-	expression tag	UNP P74717
x	-6	GLU	-	expression tag	UNP P74717
x	-5	VAL	-	expression tag	UNP P74717
x	-4	LEU	-	expression tag	UNP P74717
x	-3	PHE	-	expression tag	UNP P74717
x	-2	GLN	-	expression tag	UNP P74717
x	-1	GLY	-	expression tag	UNP P74717
x	0	PRO	-	expression tag	UNP P74717
y	-22	MET	-	initiating methionine	UNP P74717
y	-21	GLY	-	expression tag	UNP P74717
y	-20	SER	-	expression tag	UNP P74717
y	-19	SER	-	expression tag	UNP P74717

*Continued on next page...*



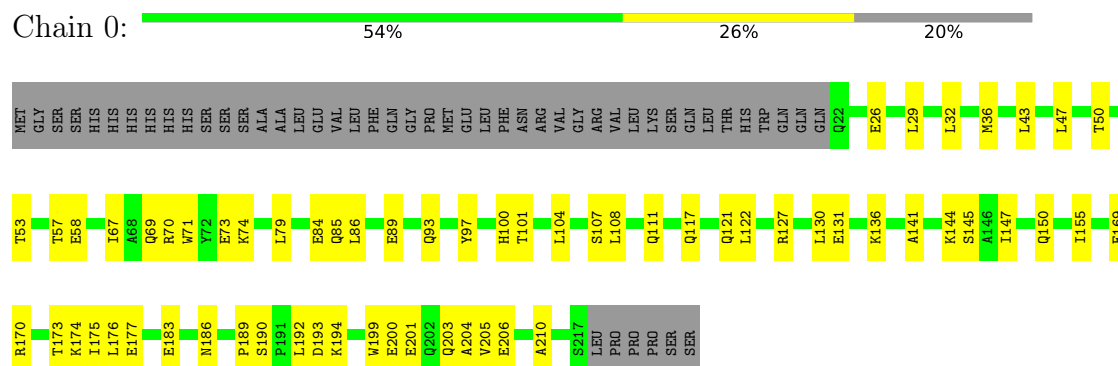
*Continued from previous page...*

Chain	Residue	Modelled	Actual	Comment	Reference
y	-18	HIS	-	expression tag	UNP P74717
y	-17	HIS	-	expression tag	UNP P74717
y	-16	HIS	-	expression tag	UNP P74717
y	-15	HIS	-	expression tag	UNP P74717
y	-14	HIS	-	expression tag	UNP P74717
y	-13	HIS	-	expression tag	UNP P74717
y	-12	SER	-	expression tag	UNP P74717
y	-11	SER	-	expression tag	UNP P74717
y	-10	SER	-	expression tag	UNP P74717
y	-9	ALA	-	expression tag	UNP P74717
y	-8	ALA	-	expression tag	UNP P74717
y	-7	LEU	-	expression tag	UNP P74717
y	-6	GLU	-	expression tag	UNP P74717
y	-5	VAL	-	expression tag	UNP P74717
y	-4	LEU	-	expression tag	UNP P74717
y	-3	PHE	-	expression tag	UNP P74717
y	-2	GLN	-	expression tag	UNP P74717
y	-1	GLY	-	expression tag	UNP P74717
y	0	PRO	-	expression tag	UNP P74717
z	-22	MET	-	initiating methionine	UNP P74717
z	-21	GLY	-	expression tag	UNP P74717
z	-20	SER	-	expression tag	UNP P74717
z	-19	SER	-	expression tag	UNP P74717
z	-18	HIS	-	expression tag	UNP P74717
z	-17	HIS	-	expression tag	UNP P74717
z	-16	HIS	-	expression tag	UNP P74717
z	-15	HIS	-	expression tag	UNP P74717
z	-14	HIS	-	expression tag	UNP P74717
z	-13	HIS	-	expression tag	UNP P74717
z	-12	SER	-	expression tag	UNP P74717
z	-11	SER	-	expression tag	UNP P74717
z	-10	SER	-	expression tag	UNP P74717
z	-9	ALA	-	expression tag	UNP P74717
z	-8	ALA	-	expression tag	UNP P74717
z	-7	LEU	-	expression tag	UNP P74717
z	-6	GLU	-	expression tag	UNP P74717
z	-5	VAL	-	expression tag	UNP P74717
z	-4	LEU	-	expression tag	UNP P74717
z	-3	PHE	-	expression tag	UNP P74717
z	-2	GLN	-	expression tag	UNP P74717
z	-1	GLY	-	expression tag	UNP P74717
z	0	PRO	-	expression tag	UNP P74717

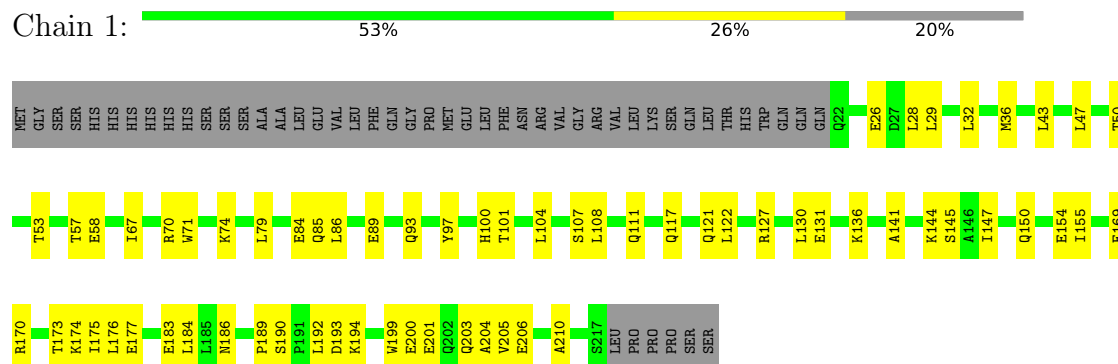
### 3 Residue-property plots

These plots are drawn for all protein, RNA, DNA and oligosaccharide chains in the entry. The first graphic for a chain summarises the proportions of the various outlier classes displayed in the second graphic. The second graphic shows the sequence view annotated by issues in geometry. Residues are color-coded according to the number of geometric quality criteria for which they contain at least one outlier: green = 0, yellow = 1, orange = 2 and red = 3 or more. Stretches of 2 or more consecutive residues without any outlier are shown as a green connector. Residues present in the sample, but not in the model, are shown in grey.

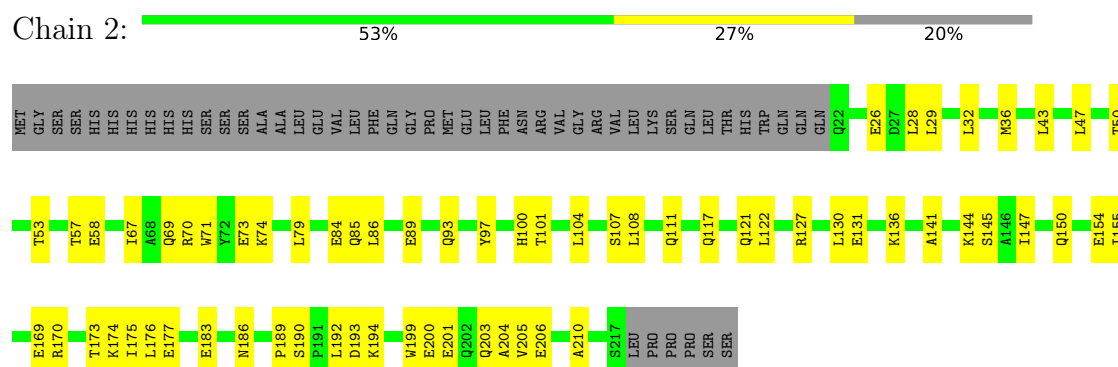
- Molecule 1: Chloroplast membrane-associated 30 kD protein



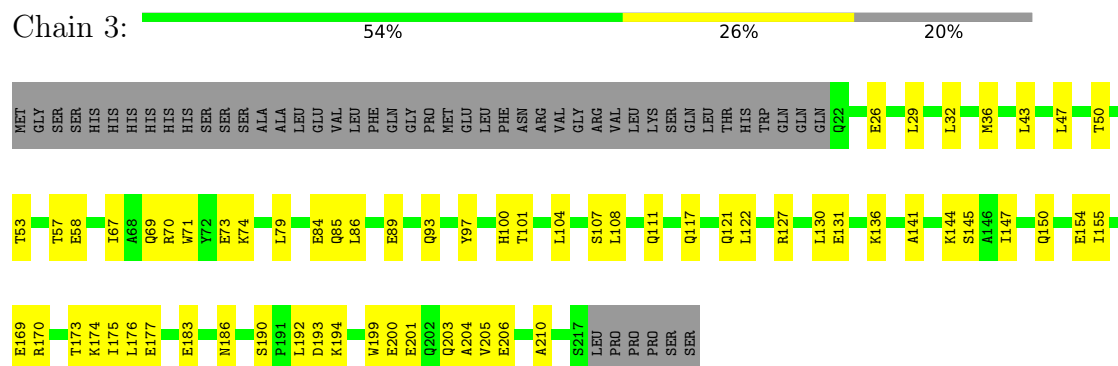
- Molecule 1: Chloroplast membrane-associated 30 kD protein



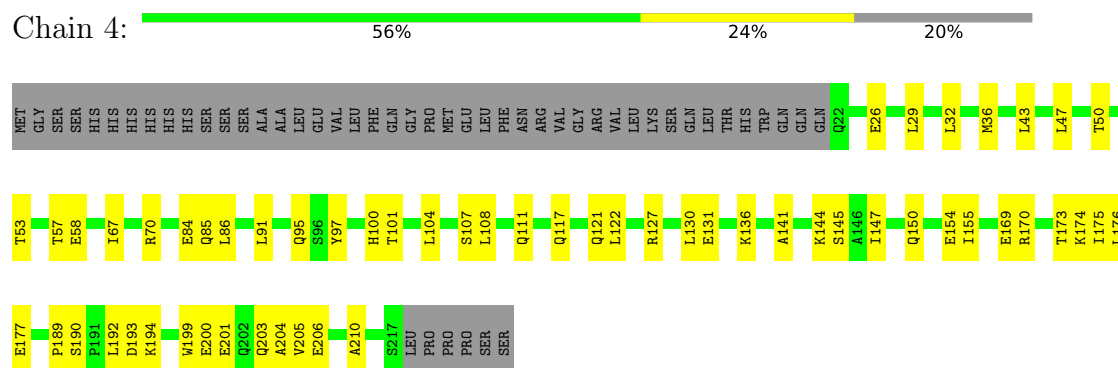
- Molecule 1: Chloroplast membrane-associated 30 kD protein



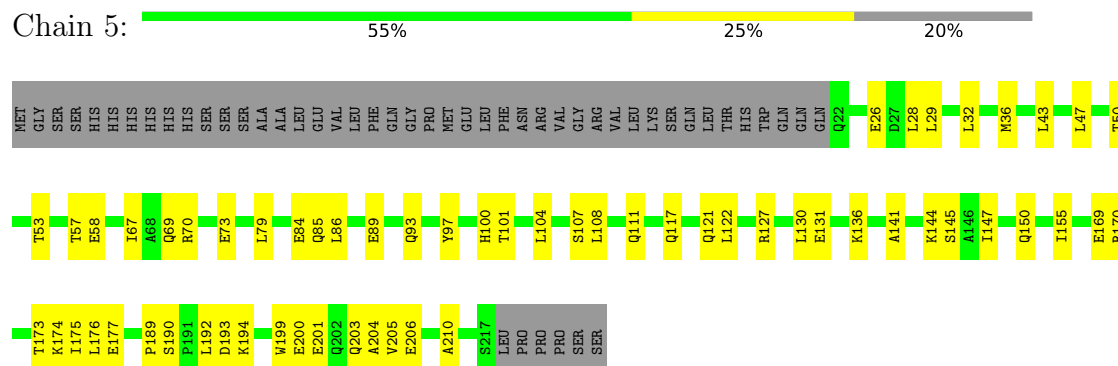
- Molecule 1: Chloroplast membrane-associated 30 kD protein



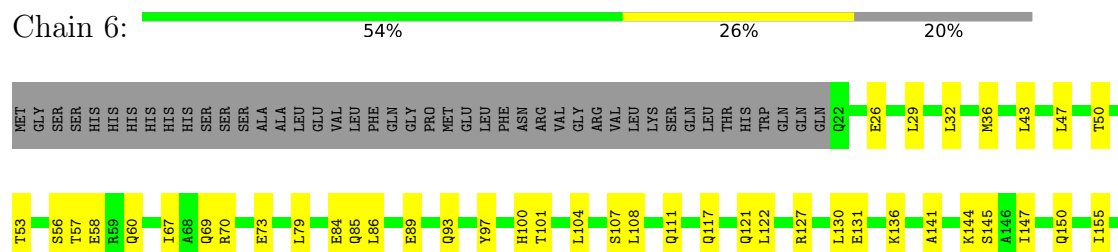
- Molecule 1: Chloroplast membrane-associated 30 kD protein

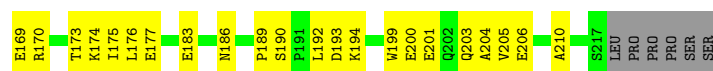


- Molecule 1: Chloroplast membrane-associated 30 kD protein




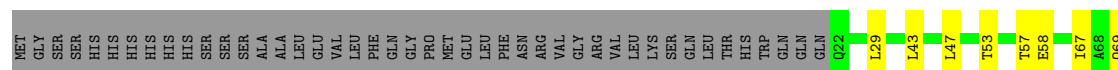
- Molecule 1: Chloroplast membrane-associated 30 kD protein





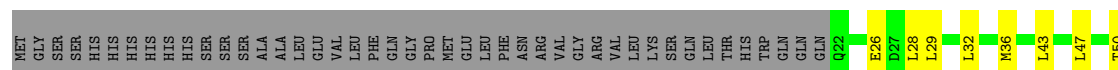
- Molecule 1: Chloroplast membrane-associated 30 kD protein

Chain 7: 57% 23% 20%



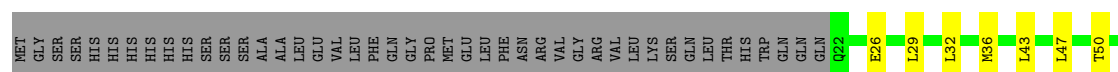
- Molecule 1: Chloroplast membrane-associated 30 kD protein

Chain A: 57% 23% 20%



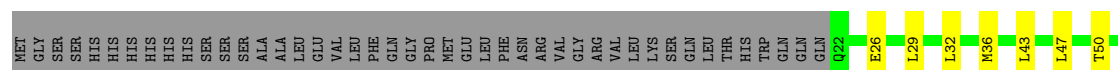
- Molecule 1: Chloroplast membrane-associated 30 kD protein

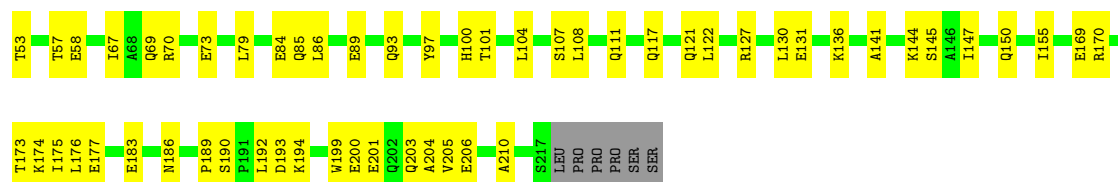
Chain B: 54% 25% 20%



- Molecule 1: Chloroplast membrane-associated 30 kD protein

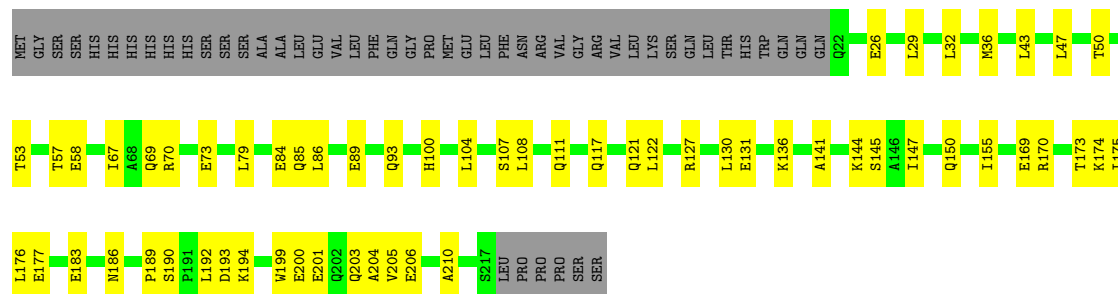
Chain C: 54% 25% 20%





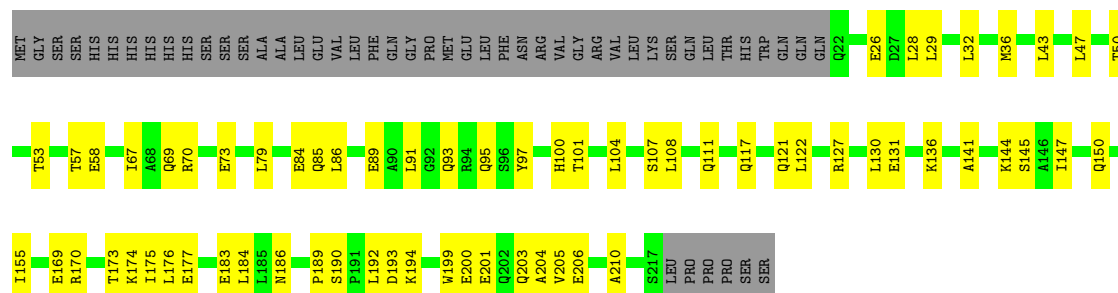
- Molecule 1: Chloroplast membrane-associated 30 kD protein

Chain D: 55% 24% 20%



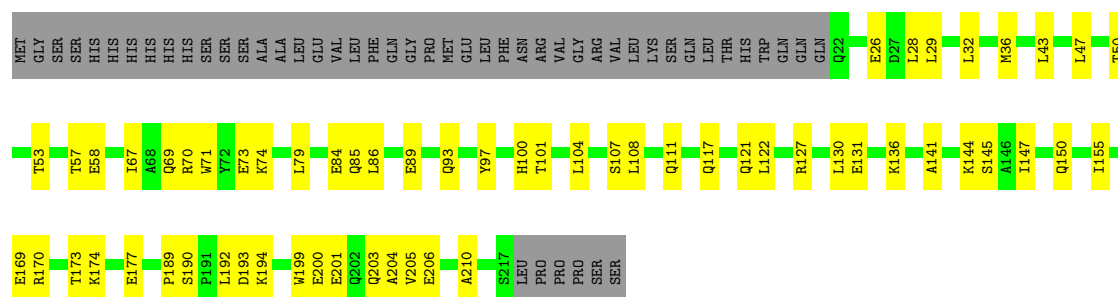
- Molecule 1: Chloroplast membrane-associated 30 kD protein

Chain E: 53% 27% 20%



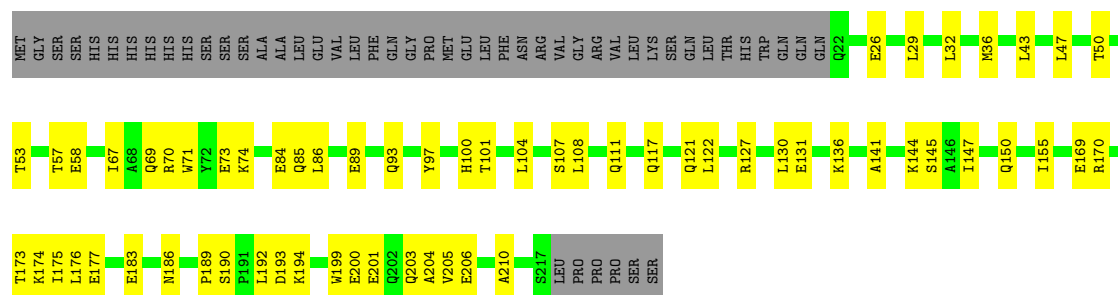
- Molecule 1: Chloroplast membrane-associated 30 kD protein

Chain F: 55% 25% 20%



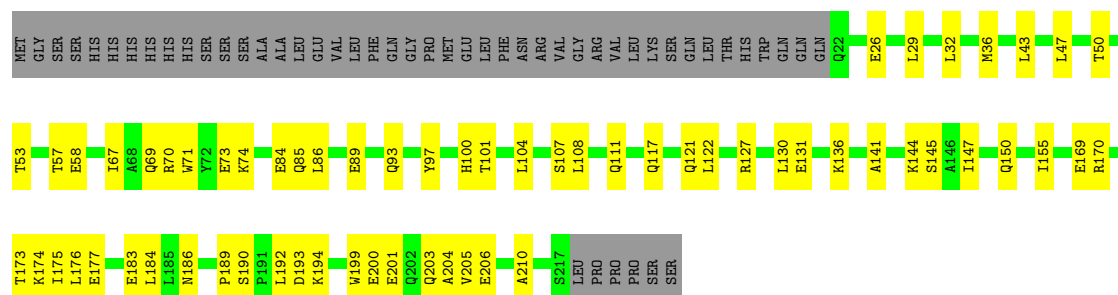
- Molecule 1: Chloroplast membrane-associated 30 kD protein

Chain G: 54% 26% 20%



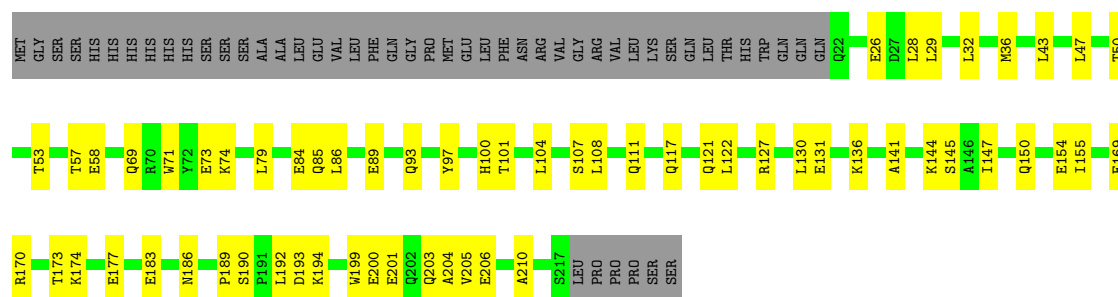
- Molecule 1: Chloroplast membrane-associated 30 kD protein

Chain H: 54% 26% 20%



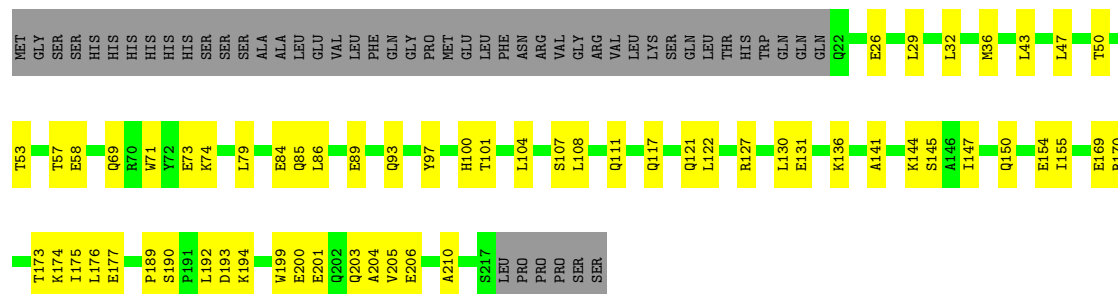
- Molecule 1: Chloroplast membrane-associated 30 kD protein

Chain I: 54% 25% 20%



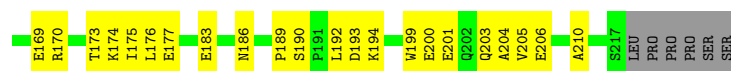
- Molecule 1: Chloroplast membrane-associated 30 kD protein

Chain J: 55% 25% 20%




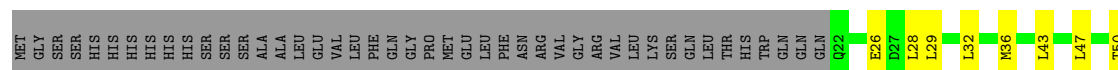
- Molecule 1: Chloroplast membrane-associated 30 kD protein






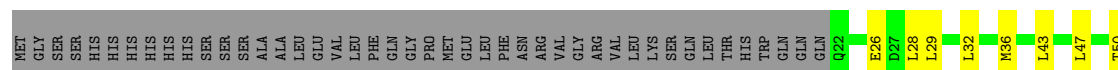
- Molecule 1: Chloroplast membrane-associated 30 kD protein

Chain O: 56% 24% 20%



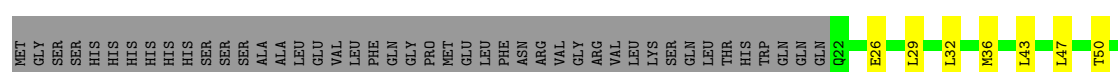
- Molecule 1: Chloroplast membrane-associated 30 kD protein

Chain P: 57% 23% 20%



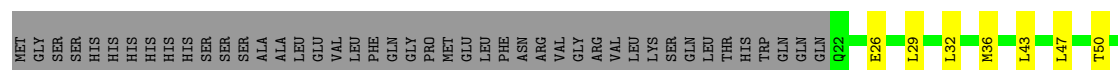
- Molecule 1: Chloroplast membrane-associated 30 kD protein

Chain Q: 55% 24% 20%

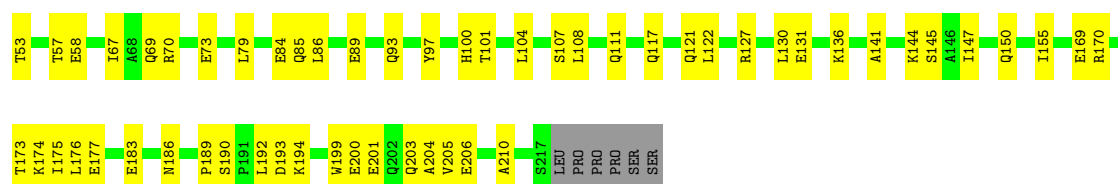


- Molecule 1: Chloroplast membrane-associated 30 kD protein

Chain R: 54% 25% 20%

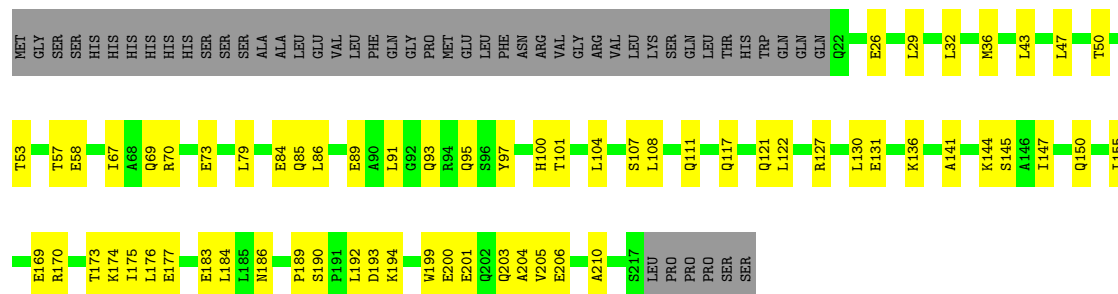






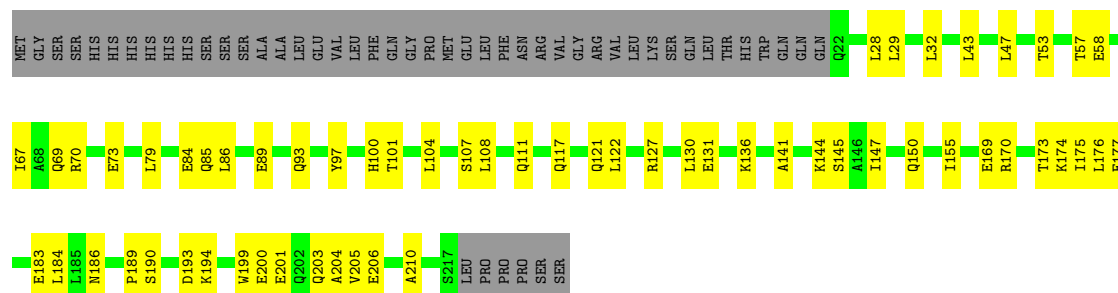
- Molecule 1: Chloroplast membrane-associated 30 kD protein

Chain S: 53% 26% 20%



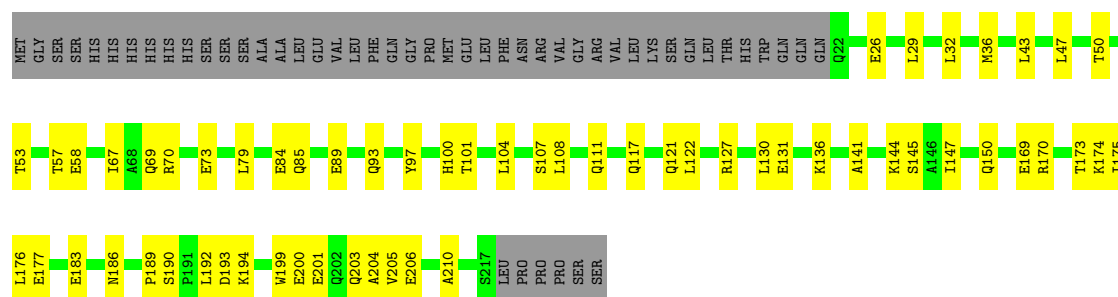
- Molecule 1: Chloroplast membrane-associated 30 kD protein

Chain T: 55% 24% 20%



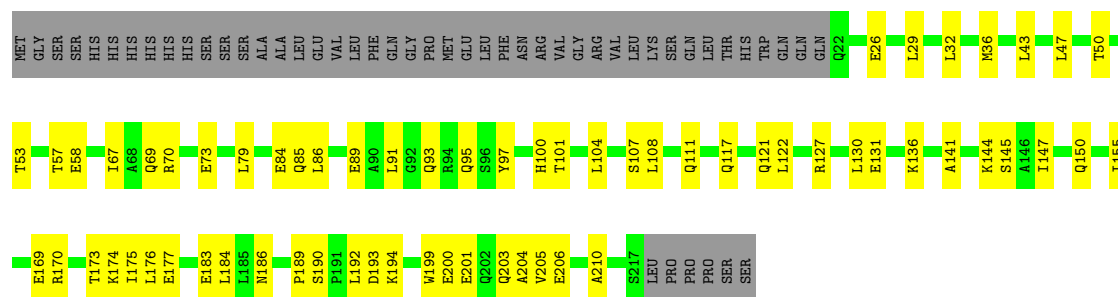
- Molecule 1: Chloroplast membrane-associated 30 kD protein

Chain U: 55% 24% 20%



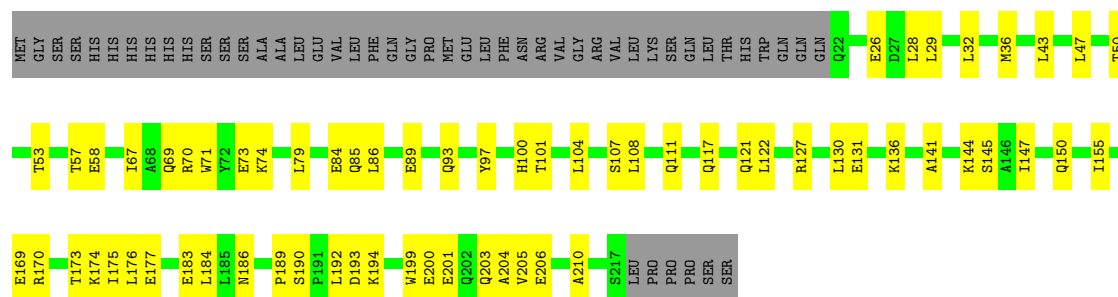
- Molecule 1: Chloroplast membrane-associated 30 kD protein

Chain V: 53% 26% 20%



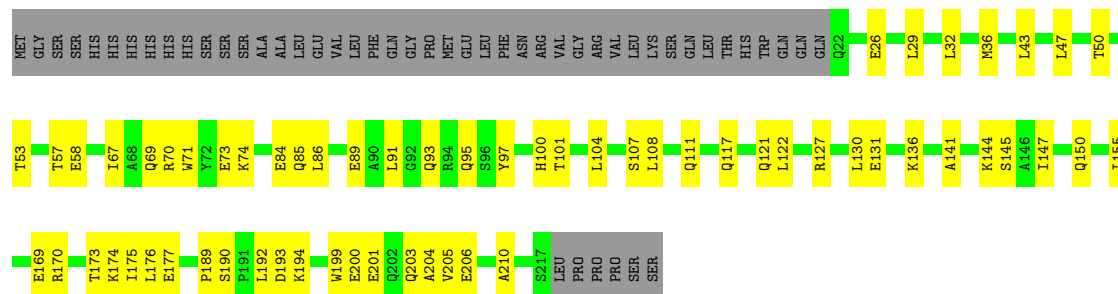
- Molecule 1: Chloroplast membrane-associated 30 kD protein

Chain W: 53% 27% 20%



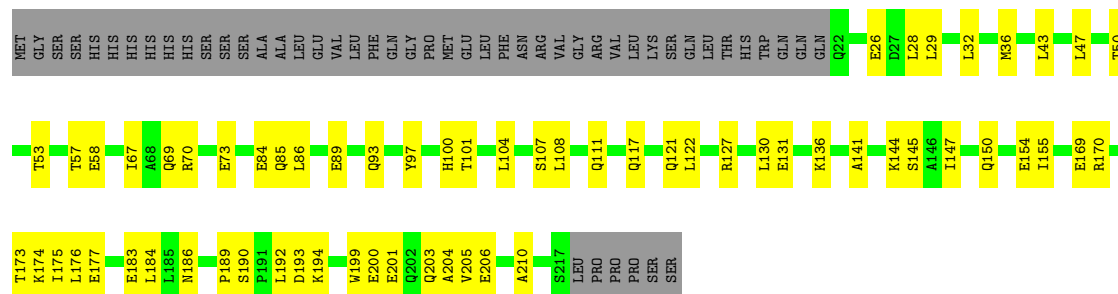
- Molecule 1: Chloroplast membrane-associated 30 kD protein

Chain X: 54% 26% 20%

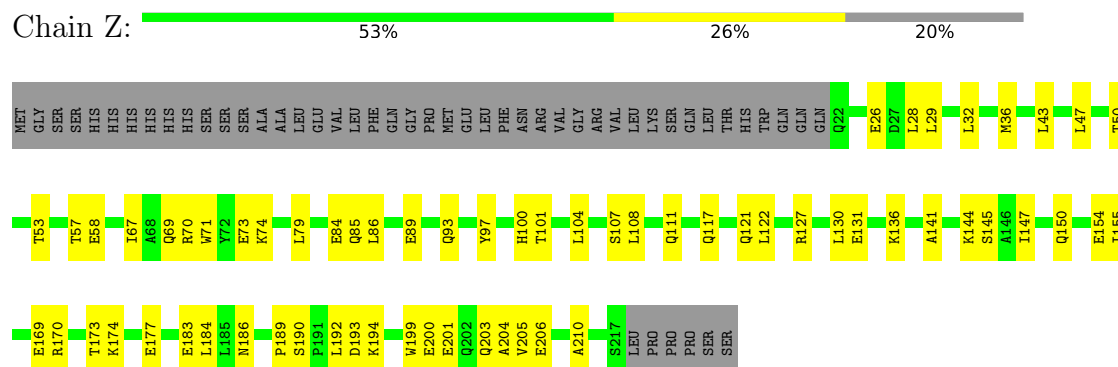


- Molecule 1: Chloroplast membrane-associated 30 kD protein

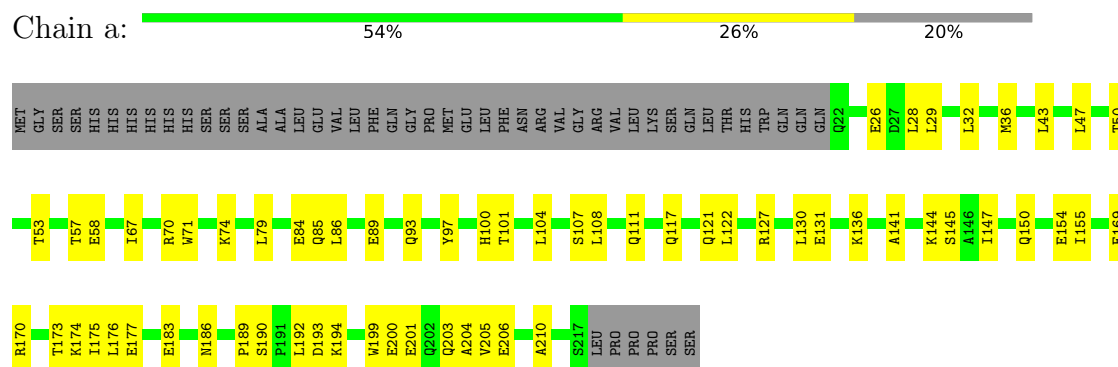
Chain Y: 54% 26% 20%



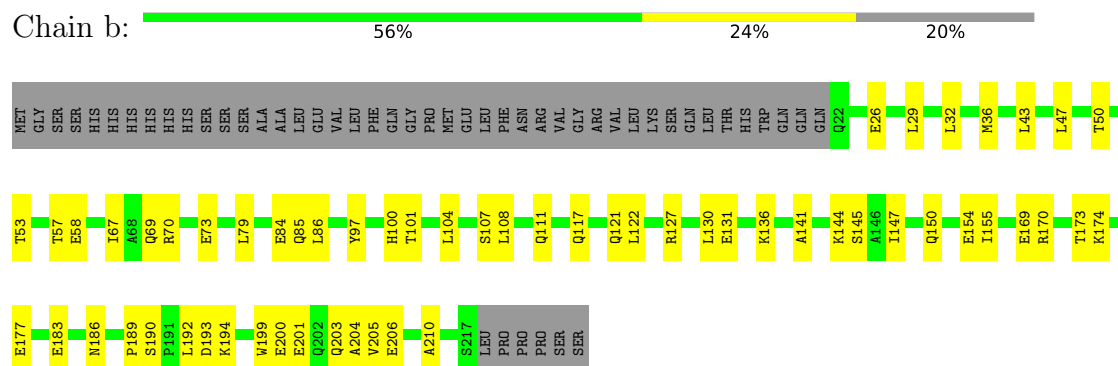
- Molecule 1: Chloroplast membrane-associated 30 kD protein



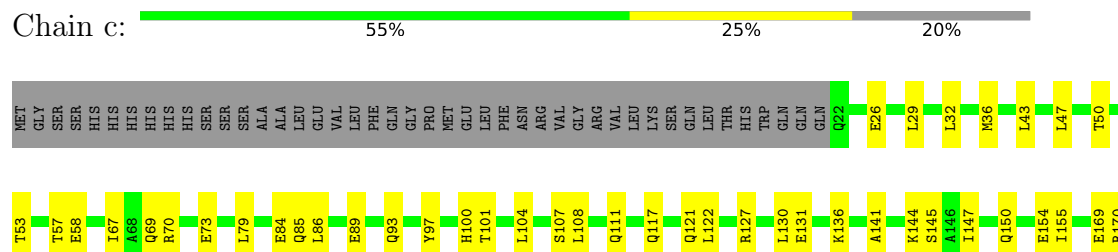
- Molecule 1: Chloroplast membrane-associated 30 kD protein



- Molecule 1: Chloroplast membrane-associated 30 kD protein.



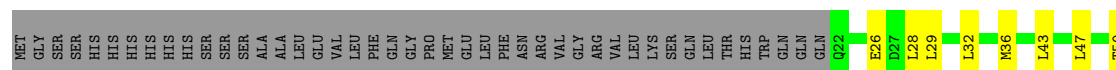
- Molecule 1: Chloroplast membrane-associated 30 kD protein.





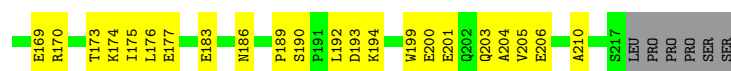
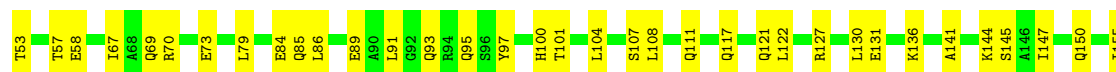
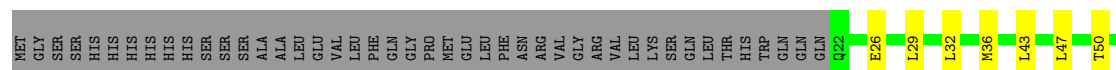
- Molecule 1: Chloroplast membrane-associated 30 kD protein

Chain d: 57% 23% 20%




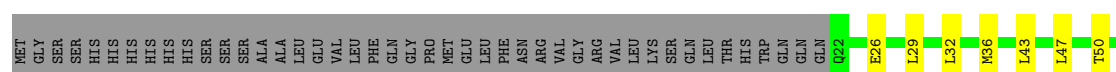
- Molecule 1: Chloroplast membrane-associated 30 kD protein

Chain e: 54% 26% 20%




- Molecule 1: Chloroplast membrane-associated 30 kD protein

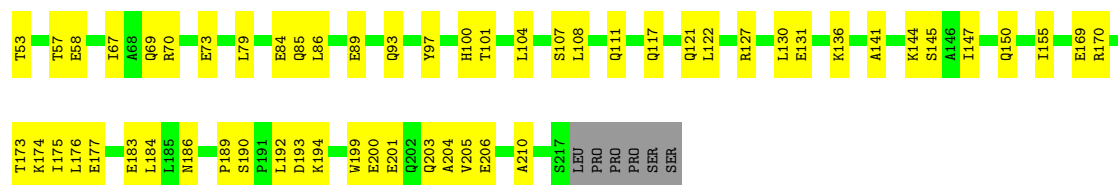
Chain f: 55% 25% 20%



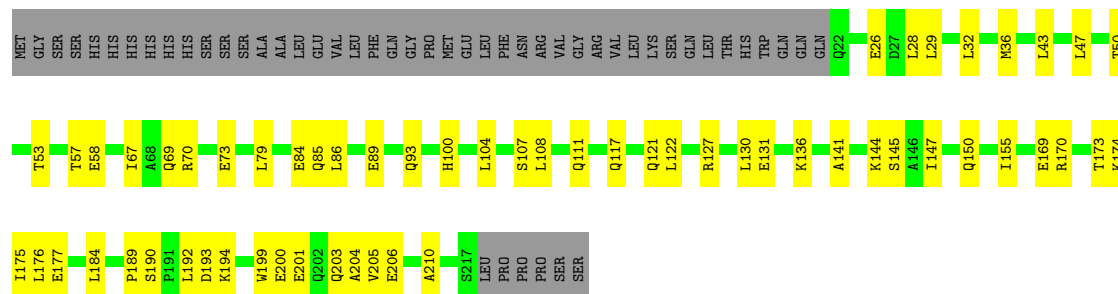
- Molecule 1: Chloroplast membrane-associated 30 kD protein

Chain g: 54% 26% 20%

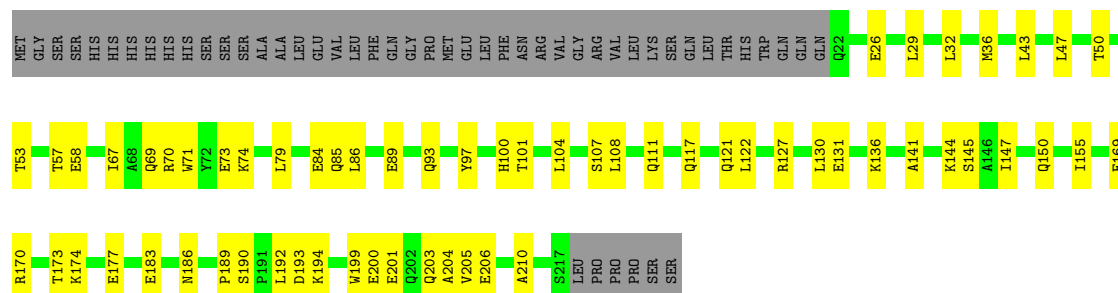




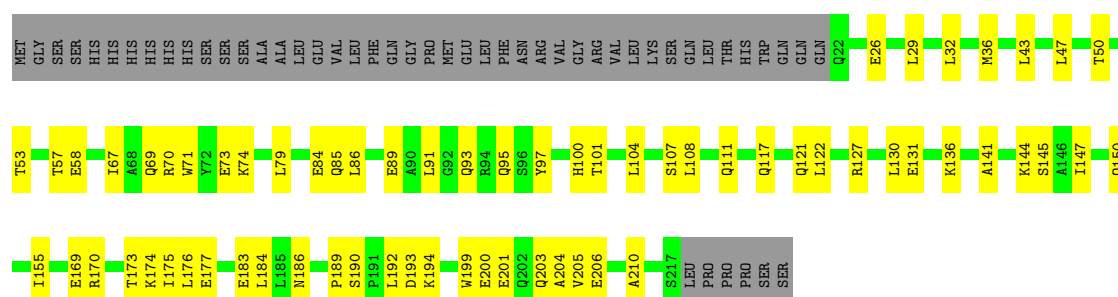
- Molecule 1: Chloroplast membrane-associated 30 kD protein



- Molecule 1: Chloroplast membrane-associated 30 kD protein

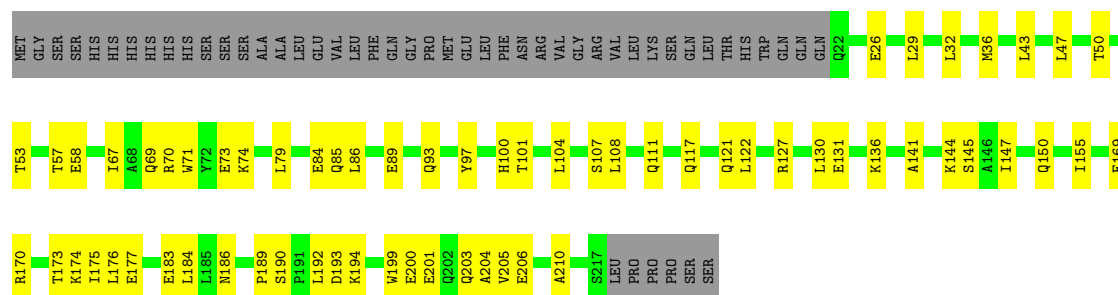


- Molecule 1: Chloroplast membrane-associated 30 kD protein

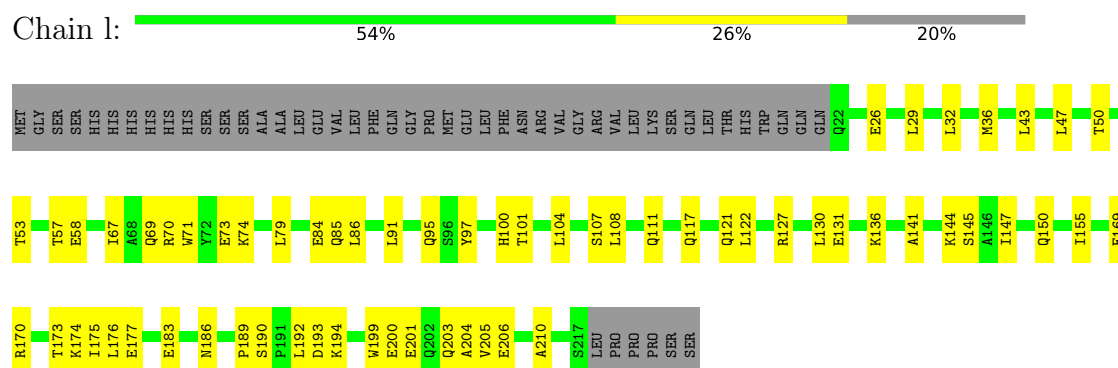


- Molecule 1: Chloroplast membrane-associated 30 kD protein.

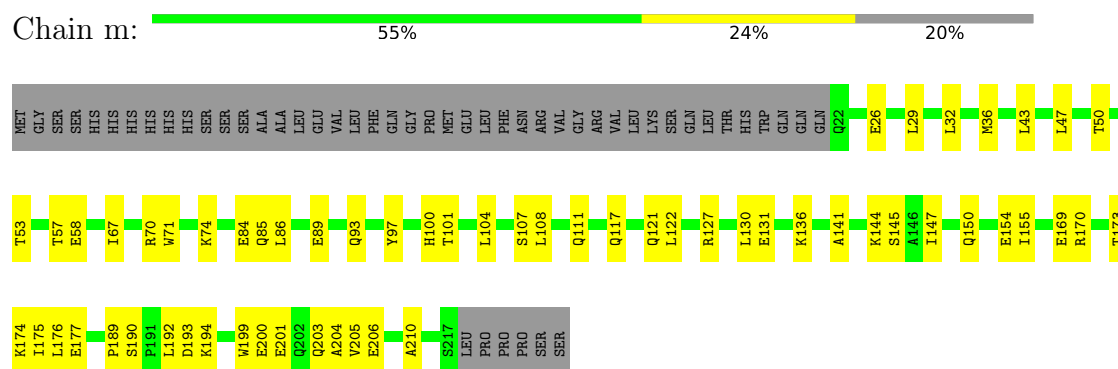




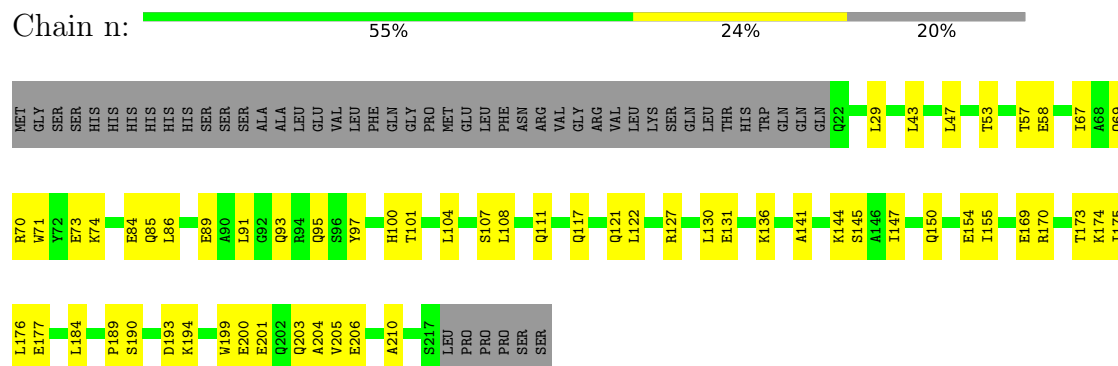
- Molecule 1: Chloroplast membrane-associated 30 kD protein



- Molecule 1: Chloroplast membrane-associated 30 kD protein



- Molecule 1: Chloroplast membrane-associated 30 kD protein



- Molecule 1: Chloroplast membrane-associated 30 kD protein

E177	T53	MET
E183	T57	GLY
N186	E58	SER
P189	I67	HIS
S190	A88	HIS
P191	Q69	HIS
L192	R70	HIS
D193	W1	HIS
K194	Y73	SER
W199	E73	SER
E200	K74	SER
E201	L79	ALA
Q202	E84	ALA
Q203	Q85	LEU
A204	L91	VAL
V205	Q95	LEU
E206	S86	PHE
A210	Y97	GLN
S217	H100	GLY
LEU	T101	PRO
PRO	L104	LEU
PRO	S107	ASN
PRO	L108	ARG
SER	Q111	VAL
SER	Q117	ARG
	Q121	LYS
	L122	SER
	R127	GLN
	L130	LEU
	E131	THR
	K136	HIS
	K144	TRP
	I147	GLN
	Q150	GLN
	E169	GLN
	R170	GLN
	T173	Q22
K174	I176	E26
L175		L29
		L32
		M36
		L43
		L47
		T50

- Chain p:  55% 24% 20%

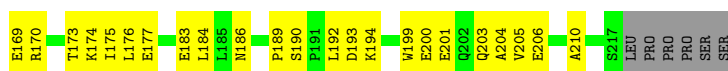
K174	T63	MET
L175	T57	GLY
L176	E58	SER
E177		SER
		HIS
P189	T67	HIS
S190		HIS
P191	R70	HIS
L192	W71	HIS
D193		HIS
K194	K74	SER
		SER
W199	E84	SER
E200	Q85	ALA
E201	L86	ALA
Q202		LEU
Q203	E89	GLU
A204		VAL
V205	Q93	LEU
E206		PHE
	Y97	GLN
A210		GLY
		PRO
S217	H100	PRO
LEU	T101	MET
PRO		GLU
PRO	L104	LEU
PRO		PHE
PRO	S107	ASN
SER	L108	ARG
SER		VAL
SER	Q111	GLY
		ARG
	Q117	VAL
		LEU
	Q121	LYS
	L122	SER
		GLN
	R127	LEU
		THR
	L130	HIS
	E131	TRP
		GLN
	K136	GLN
		GLN
	A141	Q22
	K144	E26
	S145	
	A146	L29
	I147	
		L32
	Q150	
		K36
	E154	
	I155	L43
	E169	L47
	R170	
		T50
	T172	

- Chain q: 

ET54	ET57	ET58	ET67	ET68	ET69	ET70	ET71	ET72	ET73	ET74	ET79	ET84	ET85	ET86	ET89	ET90	ET91	ET92	ET93	ET94	ET95	ET96	ET97	ET100	ET101	ET104	ET107	ET108	ET110	ET111	ET117	ET121	ET122	ET127	ET130	ET131	ET136	ET141	ET144	ET145	ET147	ET150									
GLY	GLY	SER	SER	HIS	HIS	HIS	HIS	HIS	SER	SER	ALA	ALA	LEU	GLU	VAL	LEU	PHE	PHE	GLN	GLY	PRO	PRO	MET	GLU	PHE	PHE	ASN	ARG	VAL	GLY	ARG	VAL	LEU	LYS	SER	GLN	LEU	THR	HIS	TRP	GLN	GLN	GLN	Q22	E26	L29	L32	K36	L43	L47	T50

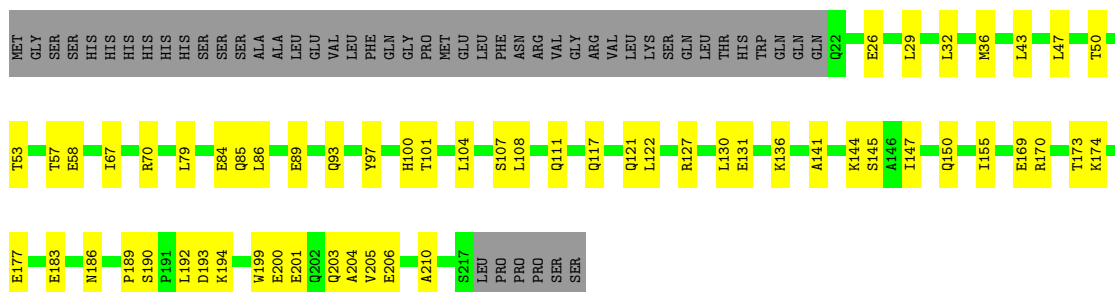
- Chain r:  53% 27% 20%

T63	T57	E58	I67	A68	Q69	R70	W71	Y72	E73	K74	L79	E84	Q85	L86	E89	Q93	Y97	H100	T101	L104	S107	L108	Q111	Q117	Q121	L122	R127	L130	E131	K136	A141	K144	S145	A146	L147	Q150	E154	I155								
MET	GLY	SER	SER	HIS	HIS	HIS	HIS	SER	SER	SER	ALA	ALA	LEU	GLU	VAL	LEU	PHE	GLN	GLY	PRO	MET	GLU	PHE	ASN	ARG	VAL	LEU	LYS	SER	GLN	GLN	LEU	THR	HIS	TRP	GLN	GLN	GLN	Q22	E26	L29	L32	M36	L43	L47	T50



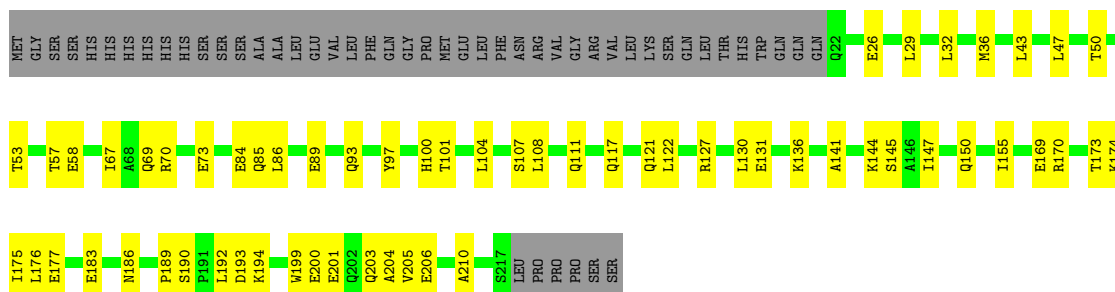
- Molecule 1: Chloroplast membrane-associated 30 kD protein

Chain s: 56% 24% 20%



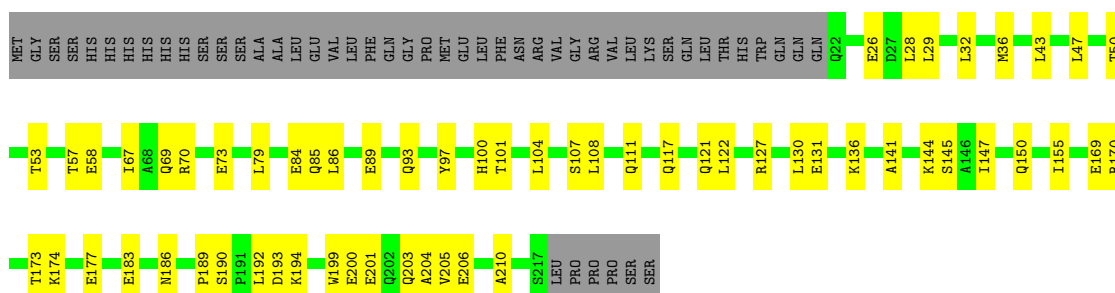
- Molecule 1: Chloroplast membrane-associated 30 kD protein

Chain t: 55% 25% 20%



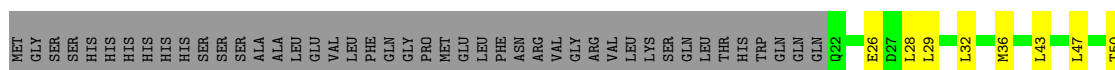
- Molecule 1: Chloroplast membrane-associated 30 kD protein

Chain u: 55% 25% 20%

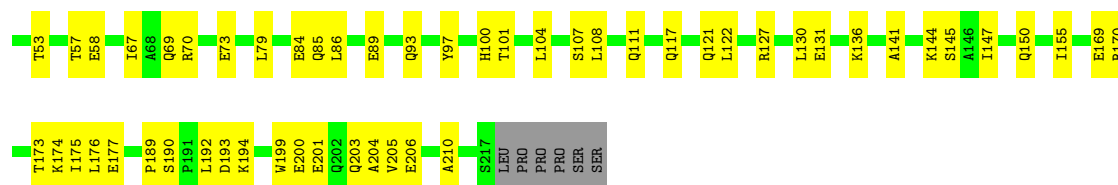


- Molecule 1: Chloroplast membrane-associated 30 kD protein

Chain v: 55% 25% 20%

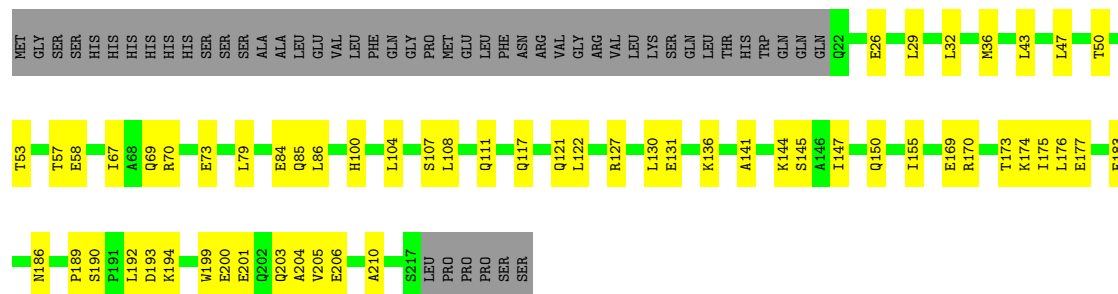






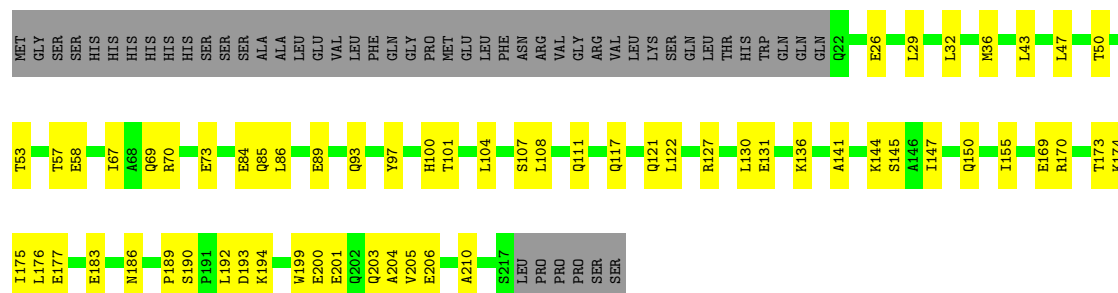
- Molecule 1: Chloroplast membrane-associated 30 kD protein

Chain w: 56% 24% 20%



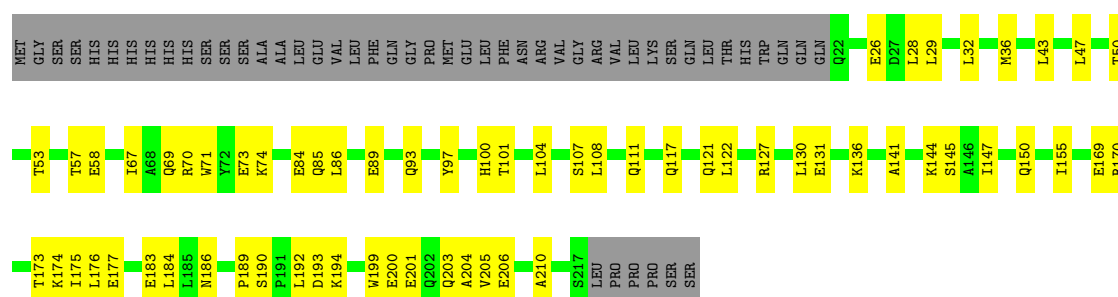
- Molecule 1: Chloroplast membrane-associated 30 kD protein

Chain x: 55% 25% 20%



- Molecule 1: Chloroplast membrane-associated 30 kD protein

Chain y: 53% 26% 20%



- Molecule 1: Chloroplast membrane-associated 30 kD protein

Chain z: 55% 25% 20%



## 4 Experimental information

Property	Value	Source
EM reconstruction method	HELICAL	Depositor
Imposed symmetry	HELICAL, twist=28.2°, rise=7.01 Å, axial sym=C3	Depositor
Number of segments used	52698	Depositor
Resolution determination method	FSC 0.143 CUT-OFF	Depositor
CTF correction method	PHASE FLIPPING AND AMPLITUDE CORRECTION	Depositor
Microscope	FEI TALOS ARCTICA	Depositor
Voltage (kV)	200	Depositor
Electron dose ( $e^-/\text{Å}^2$ )	44	Depositor
Minimum defocus (nm)	1000	Depositor
Maximum defocus (nm)	3500	Depositor
Magnification	Not provided	
Image detector	GATAN K3 BIOQUANTUM (6k x 4k)	Depositor

## 5 Model quality

### 5.1 Standard geometry

The Z score for a bond length (or angle) is the number of standard deviations the observed value is removed from the expected value. A bond length (or angle) with  $|Z| > 5$  is considered an outlier worth inspection. RMSZ is the root-mean-square of all Z scores of the bond lengths (or angles).

Mol	Chain	Bond lengths		Bond angles	
		RMSZ	$\# Z  > 5$	RMSZ	$\# Z  > 5$
1	0	0.14	0/1593	0.27	0/2138
1	1	0.14	0/1593	0.27	0/2138
1	2	0.14	0/1593	0.27	0/2138
1	3	0.14	0/1593	0.27	0/2138
1	4	0.14	0/1593	0.27	0/2138
1	5	0.14	0/1593	0.27	0/2138
1	6	0.14	0/1593	0.27	0/2138
1	7	0.14	0/1593	0.27	0/2138
1	A	0.14	0/1593	0.27	0/2138
1	B	0.14	0/1593	0.27	0/2138
1	C	0.14	0/1593	0.27	0/2138
1	D	0.14	0/1593	0.27	0/2138
1	E	0.14	0/1593	0.27	0/2138
1	F	0.14	0/1593	0.27	0/2138
1	G	0.14	0/1593	0.27	0/2138
1	H	0.14	0/1593	0.27	0/2138
1	I	0.14	0/1593	0.27	0/2138
1	J	0.14	0/1593	0.27	0/2138
1	K	0.14	0/1593	0.27	0/2138
1	L	0.14	0/1593	0.27	0/2138
1	M	0.14	0/1593	0.27	0/2138
1	N	0.14	0/1593	0.27	0/2138
1	O	0.14	0/1593	0.27	0/2138
1	P	0.14	0/1593	0.27	0/2138
1	Q	0.14	0/1593	0.27	0/2138
1	R	0.14	0/1593	0.27	0/2138
1	S	0.14	0/1593	0.27	0/2138
1	T	0.14	0/1593	0.27	0/2138
1	U	0.14	0/1593	0.27	0/2138
1	V	0.14	0/1593	0.27	0/2138
1	W	0.14	0/1593	0.27	0/2138
1	X	0.14	0/1593	0.27	0/2138
1	Y	0.14	0/1593	0.27	0/2138
1	Z	0.14	0/1593	0.27	0/2138

Mol	Chain	Bond lengths		Bond angles	
		RMSZ	# Z  >5	RMSZ	# Z  >5
1	a	0.14	0/1593	0.27	0/2138
1	b	0.14	0/1593	0.27	0/2138
1	c	0.14	0/1593	0.27	0/2138
1	d	0.14	0/1593	0.27	0/2138
1	e	0.14	0/1593	0.27	0/2138
1	f	0.14	0/1593	0.27	0/2138
1	g	0.14	0/1593	0.27	0/2138
1	h	0.14	0/1593	0.27	0/2138
1	i	0.14	0/1593	0.27	0/2138
1	j	0.14	0/1593	0.27	0/2138
1	k	0.14	0/1593	0.27	0/2138
1	l	0.14	0/1593	0.27	0/2138
1	m	0.14	0/1593	0.27	0/2138
1	n	0.14	0/1593	0.27	0/2138
1	o	0.14	0/1593	0.27	0/2138
1	p	0.14	0/1593	0.27	0/2138
1	q	0.14	0/1593	0.27	0/2138
1	r	0.14	0/1593	0.27	0/2138
1	s	0.14	0/1593	0.27	0/2138
1	t	0.14	0/1593	0.27	0/2138
1	u	0.14	0/1593	0.27	0/2138
1	v	0.14	0/1593	0.27	0/2138
1	w	0.14	0/1593	0.27	0/2138
1	x	0.14	0/1593	0.27	0/2138
1	y	0.14	0/1593	0.27	0/2138
1	z	0.14	0/1593	0.27	0/2138
All	All	0.14	0/95580	0.27	0/128280

There are no bond length outliers.

There are no bond angle outliers.

There are no chirality outliers.

There are no planarity outliers.

## 5.2 Too-close contacts

In the following table, the Non-H and H(model) columns list the number of non-hydrogen atoms and hydrogen atoms in the chain respectively. The H(added) column lists the number of hydrogen atoms added and optimized by MolProbity. The Clashes column lists the number of clashes within the asymmetric unit, whereas Symm-Clashes lists symmetry-related clashes.

Mol	Chain	Non-H	H(model)	H(added)	Clashes	Symm-Clashes
1	0	1577	1604	1603	46	0
1	1	1577	1604	1603	47	0
1	2	1577	1604	1603	47	0
1	3	1577	1604	1603	45	0
1	4	1577	1604	1603	42	0
1	5	1577	1604	1603	44	0
1	6	1577	1604	1603	45	0
1	7	1577	1604	1603	38	0
1	A	1577	1604	1603	38	0
1	B	1577	1604	1603	44	0
1	C	1577	1604	1603	44	0
1	D	1577	1604	1603	44	0
1	E	1577	1604	1603	48	0
1	F	1577	1604	1603	45	0
1	G	1577	1604	1603	45	0
1	H	1577	1604	1603	46	0
1	I	1577	1604	1603	45	0
1	J	1577	1604	1603	44	0
1	K	1577	1604	1603	45	0
1	L	1577	1604	1603	46	0
1	M	1577	1604	1603	43	0
1	N	1577	1604	1603	45	0
1	O	1577	1604	1603	42	0
1	P	1577	1604	1603	43	0
1	Q	1577	1604	1603	44	0
1	R	1577	1604	1603	45	0
1	S	1577	1604	1603	47	0
1	T	1577	1604	1603	41	0
1	U	1577	1604	1603	39	0
1	V	1577	1604	1603	47	0
1	W	1577	1604	1603	48	0
1	X	1577	1604	1603	44	0
1	Y	1577	1604	1603	46	0
1	Z	1577	1604	1603	47	0
1	a	1577	1604	1603	46	0
1	b	1577	1604	1603	43	0
1	c	1577	1604	1603	44	0
1	d	1577	1604	1603	42	0
1	e	1577	1604	1603	46	0
1	f	1577	1604	1603	44	0
1	g	1577	1604	1603	46	0
1	h	1577	1604	1603	45	0
1	i	1577	1604	1603	45	0

*Continued on next page...*

*Continued from previous page...*

Mol	Chain	Non-H	H(model)	H(added)	Clashes	Symm-Clashes
1	j	1577	1604	1603	48	0
1	k	1577	1604	1603	47	0
1	l	1577	1604	1603	45	0
1	m	1577	1604	1603	43	0
1	n	1577	1604	1603	40	0
1	o	1577	1604	1603	39	0
1	p	1577	1604	1603	43	0
1	q	1577	1604	1603	47	0
1	r	1577	1604	1603	47	0
1	s	1577	1604	1603	42	0
1	t	1577	1604	1603	43	0
1	u	1577	1604	1603	45	0
1	v	1577	1604	1603	45	0
1	w	1577	1604	1603	43	0
1	x	1577	1604	1603	44	0
1	y	1577	1604	1603	47	0
1	z	1577	1604	1603	45	0
All	All	94620	96240	96180	2321	0

The all-atom clashscore is defined as the number of clashes found per 1000 atoms (including hydrogen atoms). The all-atom clashscore for this structure is 12.

All (2321) close contacts within the same asymmetric unit are listed below, sorted by their clash magnitude.

Atom-1	Atom-2	Interatomic distance (Å)	Clash overlap (Å)
1:g:107:SER:OG	1:g:111:GLN:OE1	2.10	0.70
1:D:107:SER:OG	1:D:111:GLN:OE1	2.10	0.70
1:F:107:SER:OG	1:F:111:GLN:OE1	2.10	0.70
1:O:107:SER:OG	1:O:111:GLN:OE1	2.10	0.70
1:T:107:SER:OG	1:T:111:GLN:OE1	2.10	0.70
1:W:107:SER:OG	1:W:111:GLN:OE1	2.10	0.70
1:t:107:SER:OG	1:t:111:GLN:OE1	2.10	0.70
1:y:107:SER:OG	1:y:111:GLN:OE1	2.10	0.70
1:z:107:SER:OG	1:z:111:GLN:OE1	2.10	0.70
1:N:107:SER:OG	1:N:111:GLN:OE1	2.10	0.70
1:S:107:SER:OG	1:S:111:GLN:OE1	2.10	0.70
1:f:107:SER:OG	1:f:111:GLN:OE1	2.10	0.70
1:G:26:GLU:OE2	1:H:170:ARG:NH2	2.26	0.69
1:V:107:SER:OG	1:V:111:GLN:OE1	2.10	0.69
1:X:107:SER:OG	1:X:111:GLN:OE1	2.10	0.69
1:0:107:SER:OG	1:0:111:GLN:OE1	2.10	0.69

*Continued on next page...*

*Continued from previous page...*

Atom-1	Atom-2	Interatomic distance (Å)	Clash overlap (Å)
1:E:200:GLU:O	1:E:204:ALA:N	2.26	0.69
1:K:170:ARG:O	1:K:173:THR:OG1	2.10	0.69
1:N:200:GLU:O	1:N:204:ALA:N	2.26	0.69
1:R:170:ARG:O	1:R:173:THR:OG1	2.10	0.69
1:i:26:GLU:OE2	1:j:170:ARG:NH2	2.26	0.69
1:j:26:GLU:OE2	1:k:170:ARG:NH2	2.26	0.69
1:n:170:ARG:O	1:n:173:THR:OG1	2.10	0.69
1:q:170:ARG:O	1:q:173:THR:OG1	2.10	0.69
1:v:26:GLU:OE2	1:w:170:ARG:NH2	2.26	0.69
1:x:170:ARG:O	1:x:173:THR:OG1	2.10	0.69
1:F:26:GLU:OE2	1:G:170:ARG:NH2	2.26	0.69
1:L:170:ARG:O	1:L:173:THR:OG1	2.10	0.69
1:P:26:GLU:OE2	1:Q:170:ARG:NH2	2.26	0.69
1:Q:26:GLU:OE2	1:R:170:ARG:NH2	2.26	0.69
1:Q:170:ARG:O	1:Q:173:THR:OG1	2.10	0.69
1:S:170:ARG:O	1:S:173:THR:OG1	2.10	0.69
1:U:170:ARG:O	1:U:173:THR:OG1	2.10	0.69
1:V:170:ARG:O	1:V:173:THR:OG1	2.10	0.69
1:g:200:GLU:O	1:g:204:ALA:N	2.26	0.69
1:h:200:GLU:O	1:h:204:ALA:N	2.25	0.69
1:p:170:ARG:O	1:p:173:THR:OG1	2.10	0.69
1:s:107:SER:OG	1:s:111:GLN:OE1	2.10	0.69
1:s:200:GLU:O	1:s:204:ALA:N	2.26	0.69
1:7:107:SER:OG	1:7:111:GLN:OE1	2.10	0.69
1:D:200:GLU:O	1:D:204:ALA:N	2.26	0.69
1:H:26:GLU:OE2	1:I:170:ARG:NH2	2.26	0.69
1:M:200:GLU:O	1:M:204:ALA:N	2.25	0.69
1:h:26:GLU:OE2	1:i:170:ARG:NH2	2.25	0.69
1:m:170:ARG:O	1:m:173:THR:OG1	2.10	0.69
1:u:26:GLU:OE2	1:v:170:ARG:NH2	2.26	0.69
1:x:107:SER:OG	1:x:111:GLN:OE1	2.10	0.69
1:C:107:SER:OG	1:C:111:GLN:OE1	2.10	0.69
1:D:170:ARG:O	1:D:173:THR:OG1	2.10	0.69
1:Y:107:SER:OG	1:Y:111:GLN:OE1	2.10	0.69
1:w:26:GLU:OE2	1:x:170:ARG:NH2	2.26	0.69
1:y:170:ARG:O	1:y:173:THR:OG1	2.10	0.69
1:C:170:ARG:O	1:C:173:THR:OG1	2.10	0.69
1:E:26:GLU:OE2	1:F:170:ARG:NH2	2.26	0.69
1:J:170:ARG:O	1:J:173:THR:OG1	2.10	0.69
1:P:170:ARG:O	1:P:173:THR:OG1	2.10	0.69
1:R:26:GLU:OE2	1:S:170:ARG:NH2	2.26	0.69

*Continued on next page...*



*Continued from previous page...*

Atom-1	Atom-2	Interatomic distance (Å)	Clash overlap (Å)
1:f:170:ARG:O	1:f:173:THR:OG1	2.10	0.69
1:f:200:GLU:O	1:f:204:ALA:N	2.26	0.69
1:g:170:ARG:O	1:g:173:THR:OG1	2.10	0.69
1:7:170:ARG:O	1:7:173:THR:OG1	2.10	0.69
1:C:200:GLU:O	1:C:204:ALA:N	2.25	0.69
1:E:170:ARG:O	1:E:173:THR:OG1	2.10	0.69
1:M:107:SER:OG	1:M:111:GLN:OE1	2.10	0.69
1:T:170:ARG:O	1:T:173:THR:OG1	2.10	0.69
1:U:26:GLU:OE2	1:V:170:ARG:NH2	2.26	0.69
1:W:170:ARG:O	1:W:173:THR:OG1	2.10	0.69
1:Y:26:GLU:OE2	1:Z:170:ARG:NH2	2.26	0.69
1:g:26:GLU:OE2	1:h:170:ARG:NH2	2.26	0.69
1:0:26:GLU:OE2	1:1:170:ARG:NH2	2.26	0.69
1:1:26:GLU:OE2	1:2:170:ARG:NH2	2.26	0.69
1:1:107:SER:OG	1:1:111:GLN:OE1	2.10	0.69
1:7:200:GLU:O	1:7:204:ALA:N	2.25	0.69
1:O:26:GLU:OE2	1:P:170:ARG:NH2	2.26	0.69
1:a:200:GLU:O	1:a:204:ALA:N	2.26	0.69
1:e:170:ARG:O	1:e:173:THR:OG1	2.10	0.69
1:h:170:ARG:O	1:h:173:THR:OG1	2.10	0.69
1:k:26:GLU:OE2	1:l:170:ARG:NH2	2.26	0.69
1:o:170:ARG:O	1:o:173:THR:OG1	2.10	0.69
1:r:200:GLU:O	1:r:204:ALA:N	2.25	0.69
1:x:26:GLU:OE2	1:y:170:ARG:NH2	2.26	0.69
1:5:26:GLU:OE2	1:6:170:ARG:NH2	2.25	0.69
1:6:26:GLU:OE2	1:7:170:ARG:NH2	2.26	0.69
1:6:170:ARG:O	1:6:173:THR:OG1	2.10	0.69
1:B:170:ARG:O	1:B:173:THR:OG1	2.10	0.69
1:D:26:GLU:OE2	1:E:170:ARG:NH2	2.25	0.69
1:F:170:ARG:O	1:F:173:THR:OG1	2.10	0.69
1:R:107:SER:OG	1:R:111:GLN:OE1	2.10	0.69
1:S:26:GLU:OE2	1:T:170:ARG:NH2	2.26	0.69
1:T:200:GLU:O	1:T:204:ALA:N	2.26	0.69
1:W:200:GLU:O	1:W:204:ALA:N	2.26	0.69
1:X:26:GLU:OE2	1:Y:170:ARG:NH2	2.26	0.69
1:Z:107:SER:OG	1:Z:111:GLN:OE1	2.10	0.69
1:d:26:GLU:OE2	1:e:170:ARG:NH2	2.26	0.69
1:e:107:SER:OG	1:e:111:GLN:OE1	2.10	0.69
1:e:200:GLU:O	1:e:204:ALA:N	2.26	0.69
1:l:170:ARG:O	1:l:173:THR:OG1	2.10	0.69
1:y:200:GLU:O	1:y:204:ALA:N	2.26	0.69

*Continued on next page...*

*Continued from previous page...*

Atom-1	Atom-2	Interatomic distance (Å)	Clash overlap (Å)
1:z:170:ARG:O	1:z:173:THR:OG1	2.10	0.69
1:2:107:SER:OG	1:2:111:GLN:OE1	2.10	0.69
1:A:26:GLU:OE2	1:B:170:ARG:NH2	2.26	0.69
1:B:26:GLU:OE2	1:C:170:ARG:NH2	2.26	0.69
1:M:170:ARG:O	1:M:173:THR:OG1	2.10	0.69
1:U:107:SER:OG	1:U:111:GLN:OE1	2.10	0.69
1:V:26:GLU:OE2	1:W:170:ARG:NH2	2.26	0.69
1:d:107:SER:OG	1:d:111:GLN:OE1	2.10	0.69
1:r:107:SER:OG	1:r:111:GLN:OE1	2.10	0.69
1:z:200:GLU:O	1:z:204:ALA:N	2.26	0.69
1:2:200:GLU:O	1:2:204:ALA:N	2.26	0.68
1:S:200:GLU:O	1:S:204:ALA:N	2.25	0.68
1:V:200:GLU:O	1:V:204:ALA:N	2.25	0.68
1:Z:26:GLU:OE2	1:a:170:ARG:NH2	2.25	0.68
1:b:107:SER:OG	1:b:111:GLN:OE1	2.10	0.68
1:d:170:ARG:O	1:d:173:THR:OG1	2.10	0.68
1:t:26:GLU:OE2	1:u:170:ARG:NH2	2.26	0.68
1:0:170:ARG:NH2	1:z:26:GLU:OE2	2.26	0.68
1:4:170:ARG:O	1:4:173:THR:OG1	2.10	0.68
1:5:170:ARG:O	1:5:173:THR:OG1	2.10	0.68
1:A:170:ARG:O	1:A:173:THR:OG1	2.10	0.68
1:B:200:GLU:O	1:B:204:ALA:N	2.26	0.68
1:I:26:GLU:OE2	1:J:170:ARG:NH2	2.26	0.68
1:L:107:SER:OG	1:L:111:GLN:OE1	2.10	0.68
1:a:107:SER:OG	1:a:111:GLN:OE1	2.10	0.68
1:c:26:GLU:OE2	1:d:170:ARG:NH2	2.26	0.68
1:c:170:ARG:O	1:c:173:THR:OG1	2.10	0.68
1:l:200:GLU:O	1:l:204:ALA:N	2.26	0.68
1:o:200:GLU:O	1:o:204:ALA:N	2.26	0.68
1:y:26:GLU:OE2	1:z:170:ARG:NH2	2.25	0.68
1:6:200:GLU:O	1:6:204:ALA:N	2.26	0.68
1:X:170:ARG:O	1:X:173:THR:OG1	2.10	0.68
1:e:26:GLU:OE2	1:f:170:ARG:NH2	2.26	0.68
1:i:170:ARG:O	1:i:173:THR:OG1	2.10	0.68
1:6:107:SER:OG	1:6:111:GLN:OE1	2.10	0.68
1:I:200:GLU:O	1:I:204:ALA:N	2.25	0.68
1:L:26:GLU:OE2	1:M:170:ARG:NH2	2.26	0.68
1:L:200:GLU:O	1:L:204:ALA:N	2.26	0.68
1:b:170:ARG:O	1:b:173:THR:OG1	2.10	0.68
1:f:26:GLU:OE2	1:g:170:ARG:NH2	2.26	0.68
1:q:26:GLU:OE2	1:r:170:ARG:NH2	2.26	0.68

*Continued on next page...*

*Continued from previous page...*

Atom-1	Atom-2	Interatomic distance (Å)	Clash overlap (Å)
1:x:200:GLU:O	1:x:204:ALA:N	2.26	0.68
1:I:170:ARG:O	1:I:173:THR:OG1	2.10	0.68
1:K:26:GLU:OE2	1:L:170:ARG:NH2	2.26	0.68
1:W:26:GLU:OE2	1:X:170:ARG:NH2	2.26	0.68
1:n:107:SER:OG	1:n:111:GLN:OE1	2.10	0.68
1:2:26:GLU:OE2	1:3:170:ARG:NH2	2.25	0.68
1:4:26:GLU:OE2	1:5:170:ARG:NH2	2.26	0.68
1:B:107:SER:OG	1:B:111:GLN:OE1	2.10	0.68
1:C:26:GLU:OE2	1:D:170:ARG:NH2	2.26	0.68
1:d:200:GLU:O	1:d:204:ALA:N	2.25	0.68
1:q:107:SER:OG	1:q:111:GLN:OE1	2.10	0.68
1:w:107:SER:OG	1:w:111:GLN:OE1	2.10	0.68
1:3:170:ARG:O	1:3:173:THR:OG1	2.10	0.68
1:G:170:ARG:O	1:G:173:THR:OG1	2.10	0.68
1:K:107:SER:OG	1:K:111:GLN:OE1	2.10	0.68
1:Z:200:GLU:O	1:Z:204:ALA:N	2.26	0.68
1:k:200:GLU:O	1:k:204:ALA:N	2.25	0.68
1:r:26:GLU:OE2	1:s:170:ARG:NH2	2.26	0.68
1:0:170:ARG:O	1:0:173:THR:OG1	2.10	0.68
1:J:107:SER:OG	1:J:111:GLN:OE1	2.10	0.68
1:U:200:GLU:O	1:U:204:ALA:N	2.25	0.68
1:l:107:SER:OG	1:l:111:GLN:OE1	2.10	0.68
1:m:26:GLU:OE2	1:n:170:ARG:NH2	2.26	0.68
1:m:107:SER:OG	1:m:111:GLN:OE1	2.10	0.68
1:p:26:GLU:OE2	1:q:170:ARG:NH2	2.26	0.68
1:I:107:SER:OG	1:I:111:GLN:OE1	2.10	0.68
1:N:26:GLU:OE2	1:O:170:ARG:NH2	2.26	0.68
1:R:200:GLU:O	1:R:204:ALA:N	2.25	0.68
1:k:107:SER:OG	1:k:111:GLN:OE1	2.10	0.68
1:l:26:GLU:OE2	1:m:170:ARG:NH2	2.26	0.68
1:o:107:SER:OG	1:o:111:GLN:OE1	2.10	0.68
1:p:107:SER:OG	1:p:111:GLN:OE1	2.10	0.68
1:A:200:GLU:O	1:A:204:ALA:N	2.26	0.68
1:M:26:GLU:OE2	1:N:170:ARG:NH2	2.26	0.68
1:a:170:ARG:O	1:a:173:THR:OG1	2.10	0.68
1:o:26:GLU:OE2	1:p:170:ARG:NH2	2.26	0.68
1:q:200:GLU:O	1:q:204:ALA:N	2.25	0.68
1:5:200:GLU:O	1:5:204:ALA:N	2.26	0.67
1:H:107:SER:OG	1:H:111:GLN:OE1	2.10	0.67
1:H:200:GLU:O	1:H:204:ALA:N	2.25	0.67
1:J:200:GLU:O	1:J:204:ALA:N	2.26	0.67

*Continued on next page...*

*Continued from previous page...*

Atom-1	Atom-2	Interatomic distance (Å)	Clash overlap (Å)
1:n:200:GLU:O	1:n:204:ALA:N	2.25	0.67
1:J:26:GLU:OE2	1:K:170:ARG:NH2	2.26	0.67
1:Q:107:SER:OG	1:Q:111:GLN:OE1	2.10	0.67
1:b:26:GLU:OE2	1:c:170:ARG:NH2	2.26	0.67
1:a:26:GLU:OE2	1:b:170:ARG:NH2	2.26	0.67
1:j:107:SER:OG	1:j:111:GLN:OE1	2.10	0.67
1:j:170:ARG:O	1:j:173:THR:OG1	2.10	0.67
1:k:170:ARG:O	1:k:173:THR:OG1	2.10	0.67
1:s:26:GLU:OE2	1:t:170:ARG:NH2	2.26	0.67
1:1:200:GLU:O	1:1:204:ALA:N	2.25	0.67
1:Y:170:ARG:O	1:Y:173:THR:OG1	2.10	0.67
1:j:200:GLU:O	1:j:204:ALA:N	2.25	0.67
1:p:200:GLU:O	1:p:204:ALA:N	2.26	0.67
1:w:200:GLU:O	1:w:204:ALA:N	2.26	0.67
1:2:170:ARG:O	1:2:173:THR:OG1	2.10	0.67
1:m:200:GLU:O	1:m:204:ALA:N	2.26	0.67
1:G:200:GLU:O	1:G:204:ALA:N	2.26	0.67
1:c:200:GLU:O	1:c:204:ALA:N	2.26	0.67
1:5:107:SER:OG	1:5:111:GLN:OE1	2.10	0.67
1:K:200:GLU:O	1:K:204:ALA:N	2.26	0.67
1:A:107:SER:OG	1:A:111:GLN:OE1	2.10	0.67
1:G:107:SER:OG	1:G:111:GLN:OE1	2.10	0.67
1:H:170:ARG:O	1:H:173:THR:OG1	2.10	0.67
1:Q:200:GLU:O	1:Q:204:ALA:N	2.25	0.67
1:1:170:ARG:O	1:1:173:THR:OG1	2.10	0.66
1:3:26:GLU:OE2	1:4:170:ARG:NH2	2.26	0.66
1:Z:170:ARG:O	1:Z:173:THR:OG1	2.10	0.66
1:r:170:ARG:O	1:r:173:THR:OG1	2.10	0.66
1:u:170:ARG:O	1:u:173:THR:OG1	2.10	0.66
1:s:170:ARG:O	1:s:173:THR:OG1	2.10	0.66
1:v:107:SER:OG	1:v:111:GLN:OE1	2.10	0.66
1:N:170:ARG:O	1:N:173:THR:OG1	2.10	0.66
1:O:170:ARG:O	1:O:173:THR:OG1	2.10	0.66
1:Y:200:GLU:O	1:Y:204:ALA:N	2.26	0.66
1:i:107:SER:OG	1:i:111:GLN:OE1	2.10	0.66
1:t:170:ARG:O	1:t:173:THR:OG1	2.10	0.66
1:v:170:ARG:O	1:v:173:THR:OG1	2.10	0.66
1:v:200:GLU:O	1:v:204:ALA:N	2.26	0.66
1:3:107:SER:OG	1:3:111:GLN:OE1	2.10	0.66
1:4:200:GLU:O	1:4:204:ALA:N	2.26	0.66
1:c:107:SER:OG	1:c:111:GLN:OE1	2.10	0.66

*Continued on next page...*

*Continued from previous page...*

Atom-1	Atom-2	Interatomic distance (Å)	Clash overlap (Å)
1:0:200:GLU:O	1:0:204:ALA:N	2.26	0.66
1:X:200:GLU:O	1:X:204:ALA:N	2.26	0.66
1:P:200:GLU:O	1:P:204:ALA:N	2.25	0.66
1:4:107:SER:OG	1:4:111:GLN:OE1	2.10	0.65
1:6:29:LEU:HD21	1:6:136:LYS:HG3	1.79	0.65
1:B:29:LEU:HD21	1:B:136:LYS:HG3	1.79	0.65
1:M:29:LEU:HD21	1:M:136:LYS:HG3	1.79	0.65
1:P:107:SER:OG	1:P:111:GLN:OE1	2.10	0.65
1:b:29:LEU:HD21	1:b:136:LYS:HG3	1.79	0.65
1:m:29:LEU:HD21	1:m:136:LYS:HG3	1.79	0.65
1:p:29:LEU:HD21	1:p:136:LYS:HG3	1.79	0.65
1:1:29:LEU:HD21	1:1:136:LYS:HG3	1.79	0.65
1:2:29:LEU:HD21	1:2:136:LYS:HG3	1.79	0.65
1:5:29:LEU:HD21	1:5:136:LYS:HG3	1.79	0.65
1:A:29:LEU:HD21	1:A:136:LYS:HG3	1.79	0.65
1:J:29:LEU:HD21	1:J:136:LYS:HG3	1.79	0.65
1:L:29:LEU:HD21	1:L:136:LYS:HG3	1.79	0.65
1:N:29:LEU:HD21	1:N:136:LYS:HG3	1.79	0.65
1:a:29:LEU:HD21	1:a:136:LYS:HG3	1.79	0.65
1:f:29:LEU:HD21	1:f:136:LYS:HG3	1.79	0.65
1:i:200:GLU:O	1:i:204:ALA:N	2.25	0.65
1:n:29:LEU:HD21	1:n:136:LYS:HG3	1.79	0.65
1:q:29:LEU:HD21	1:q:136:LYS:HG3	1.79	0.65
1:u:29:LEU:HD21	1:u:136:LYS:HG3	1.79	0.65
1:I:29:LEU:HD21	1:I:136:LYS:HG3	1.79	0.65
1:O:29:LEU:HD21	1:O:136:LYS:HG3	1.79	0.65
1:t:29:LEU:HD21	1:t:136:LYS:HG3	1.79	0.65
1:w:170:ARG:O	1:w:173:THR:OG1	2.10	0.65
1:4:29:LEU:HD21	1:4:136:LYS:HG3	1.79	0.65
1:7:29:LEU:HD21	1:7:136:LYS:HG3	1.79	0.65
1:C:29:LEU:HD21	1:C:136:LYS:HG3	1.79	0.65
1:Y:29:LEU:HD21	1:Y:136:LYS:HG3	1.79	0.65
1:c:29:LEU:HD21	1:c:136:LYS:HG3	1.79	0.65
1:d:29:LEU:HD21	1:d:136:LYS:HG3	1.79	0.65
1:e:29:LEU:HD21	1:e:136:LYS:HG3	1.79	0.65
1:u:200:GLU:O	1:u:204:ALA:N	2.26	0.65
1:K:29:LEU:HD21	1:K:136:LYS:HG3	1.79	0.65
1:P:29:LEU:HD21	1:P:136:LYS:HG3	1.79	0.65
1:Q:29:LEU:HD21	1:Q:136:LYS:HG3	1.79	0.65
1:X:29:LEU:HD21	1:X:136:LYS:HG3	1.79	0.65
1:Z:29:LEU:HD21	1:Z:136:LYS:HG3	1.79	0.65

*Continued on next page...*

*Continued from previous page...*

Atom-1	Atom-2	Interatomic distance (Å)	Clash overlap (Å)
1:b:200:GLU:O	1:b:204:ALA:N	2.26	0.65
1:o:29:LEU:HD21	1:o:136:LYS:HG3	1.79	0.65
1:s:29:LEU:HD21	1:s:136:LYS:HG3	1.79	0.65
1:D:29:LEU:HD21	1:D:136:LYS:HG3	1.79	0.65
1:k:29:LEU:HD21	1:k:136:LYS:HG3	1.79	0.65
1:l:29:LEU:HD21	1:l:136:LYS:HG3	1.79	0.65
1:r:29:LEU:HD21	1:r:136:LYS:HG3	1.79	0.65
1:v:29:LEU:HD21	1:v:136:LYS:HG3	1.79	0.65
1:0:29:LEU:HD21	1:0:136:LYS:HG3	1.79	0.65
1:E:29:LEU:HD21	1:E:136:LYS:HG3	1.79	0.65
1:z:29:LEU:HD21	1:z:136:LYS:HG3	1.79	0.65
1:3:29:LEU:HD21	1:3:136:LYS:HG3	1.79	0.65
1:G:29:LEU:HD21	1:G:136:LYS:HG3	1.79	0.65
1:S:29:LEU:HD21	1:S:136:LYS:HG3	1.79	0.65
1:g:29:LEU:HD21	1:g:136:LYS:HG3	1.79	0.65
1:h:29:LEU:HD21	1:h:136:LYS:HG3	1.79	0.65
1:j:29:LEU:HD21	1:j:136:LYS:HG3	1.79	0.65
1:w:29:LEU:HD21	1:w:136:LYS:HG3	1.79	0.65
1:V:29:LEU:HD21	1:V:136:LYS:HG3	1.79	0.65
1:F:29:LEU:HD21	1:F:136:LYS:HG3	1.79	0.64
1:O:200:GLU:O	1:O:204:ALA:N	2.26	0.64
1:x:29:LEU:HD21	1:x:136:LYS:HG3	1.79	0.64
1:y:29:LEU:HD21	1:y:136:LYS:HG3	1.79	0.64
1:F:200:GLU:O	1:F:204:ALA:N	2.26	0.64
1:U:29:LEU:HD21	1:U:136:LYS:HG3	1.79	0.64
1:h:107:SER:OG	1:h:111:GLN:OE1	2.10	0.64
1:u:107:SER:OG	1:u:111:GLN:OE1	2.10	0.64
1:H:29:LEU:HD21	1:H:136:LYS:HG3	1.79	0.64
1:R:29:LEU:HD21	1:R:136:LYS:HG3	1.79	0.64
1:i:29:LEU:HD21	1:i:136:LYS:HG3	1.79	0.64
1:T:29:LEU:HD21	1:T:136:LYS:HG3	1.79	0.64
1:W:29:LEU:HD21	1:W:136:LYS:HG3	1.79	0.64
1:t:200:GLU:O	1:t:204:ALA:N	2.26	0.64
1:3:200:GLU:O	1:3:204:ALA:N	2.25	0.64
1:N:147:ILE:O	1:N:150:GLN:NE2	2.31	0.64
1:s:147:ILE:O	1:s:150:GLN:NE2	2.32	0.64
1:M:147:ILE:O	1:M:150:GLN:NE2	2.32	0.63
1:r:147:ILE:O	1:r:150:GLN:NE2	2.32	0.63
1:t:147:ILE:O	1:t:150:GLN:NE2	2.31	0.63
1:C:147:ILE:O	1:C:150:GLN:NE2	2.31	0.63
1:L:147:ILE:O	1:L:150:GLN:NE2	2.31	0.63

*Continued on next page...*

*Continued from previous page...*

Atom-1	Atom-2	Interatomic distance (Å)	Clash overlap (Å)
1:O:147:ILE:O	1:O:150:GLN:NE2	2.31	0.63
1:1:84:GLU:OE2	1:1:85:GLN:NE2	2.32	0.63
1:2:147:ILE:O	1:2:150:GLN:NE2	2.31	0.63
1:D:147:ILE:O	1:D:150:GLN:NE2	2.31	0.63
1:E:107:SER:OG	1:E:111:GLN:OE1	2.10	0.63
1:I:84:GLU:OE2	1:I:85:GLN:NE2	2.32	0.63
1:X:84:GLU:OE2	1:X:85:GLN:NE2	2.32	0.63
1:e:84:GLU:OE2	1:e:85:GLN:NE2	2.32	0.63
1:f:147:ILE:O	1:f:150:GLN:NE2	2.31	0.63
1:j:84:GLU:OE2	1:j:85:GLN:NE2	2.32	0.63
1:t:84:GLU:OE2	1:t:85:GLN:NE2	2.32	0.63
1:u:147:ILE:O	1:u:150:GLN:NE2	2.31	0.63
1:3:147:ILE:O	1:3:150:GLN:NE2	2.31	0.63
1:5:84:GLU:OE2	1:5:85:GLN:NE2	2.32	0.63
1:7:147:ILE:O	1:7:150:GLN:NE2	2.32	0.63
1:A:84:GLU:OE2	1:A:85:GLN:NE2	2.32	0.63
1:C:84:GLU:OE2	1:C:85:GLN:NE2	2.32	0.63
1:a:147:ILE:O	1:a:150:GLN:NE2	2.31	0.63
1:m:84:GLU:OE2	1:m:85:GLN:NE2	2.32	0.63
1:q:147:ILE:O	1:q:150:GLN:NE2	2.31	0.63
1:v:84:GLU:OE2	1:v:85:GLN:NE2	2.32	0.63
1:7:84:GLU:OE2	1:7:85:GLN:NE2	2.32	0.63
1:B:147:ILE:O	1:B:150:GLN:NE2	2.31	0.63
1:P:84:GLU:OE2	1:P:85:GLN:NE2	2.32	0.63
1:Z:147:ILE:O	1:Z:150:GLN:NE2	2.31	0.63
1:e:147:ILE:O	1:e:150:GLN:NE2	2.31	0.63
1:g:84:GLU:OE2	1:g:85:GLN:NE2	2.32	0.63
1:n:147:ILE:O	1:n:150:GLN:NE2	2.32	0.63
1:p:84:GLU:OE2	1:p:85:GLN:NE2	2.32	0.63
1:O:84:GLU:OE2	1:O:85:GLN:NE2	2.32	0.63
1:g:147:ILE:O	1:g:150:GLN:NE2	2.31	0.63
1:y:84:GLU:OE2	1:y:85:GLN:NE2	2.32	0.63
1:1:147:ILE:O	1:1:150:GLN:NE2	2.31	0.63
1:6:147:ILE:O	1:6:150:GLN:NE2	2.32	0.63
1:M:84:GLU:OE2	1:M:85:GLN:NE2	2.32	0.63
1:P:147:ILE:O	1:P:150:GLN:NE2	2.31	0.63
1:Q:84:GLU:OE1	1:Q:84:GLU:N	2.32	0.63
1:a:84:GLU:OE2	1:a:85:GLN:NE2	2.32	0.63
1:b:147:ILE:O	1:b:150:GLN:NE2	2.31	0.63
1:c:84:GLU:OE2	1:c:85:GLN:NE2	2.32	0.63
1:i:84:GLU:N	1:i:84:GLU:OE1	2.32	0.63

*Continued on next page...*



*Continued from previous page...*

Atom-1	Atom-2	Interatomic distance (Å)	Clash overlap (Å)
1:v:84:GLU:N	1:v:84:GLU:OE1	2.32	0.63
1:2:84:GLU:OE2	1:2:85:GLN:NE2	2.32	0.63
1:J:84:GLU:OE2	1:J:85:GLN:NE2	2.32	0.63
1:N:84:GLU:OE2	1:N:85:GLN:NE2	2.32	0.63
1:R:84:GLU:OE2	1:R:85:GLN:NE2	2.32	0.63
1:w:84:GLU:OE1	1:w:84:GLU:N	2.32	0.63
1:D:84:GLU:OE2	1:D:85:GLN:NE2	2.32	0.62
1:G:84:GLU:OE1	1:G:84:GLU:N	2.32	0.62
1:H:84:GLU:OE2	1:H:85:GLN:NE2	2.32	0.62
1:K:147:ILE:O	1:K:150:GLN:NE2	2.31	0.62
1:U:84:GLU:OE2	1:U:85:GLN:NE2	2.32	0.62
1:W:84:GLU:OE2	1:W:85:GLN:NE2	2.32	0.62
1:Y:84:GLU:OE2	1:Y:85:GLN:NE2	2.32	0.62
1:d:147:ILE:O	1:d:150:GLN:NE2	2.31	0.62
1:r:84:GLU:OE2	1:r:85:GLN:NE2	2.32	0.62
1:0:84:GLU:OE2	1:0:85:GLN:NE2	2.32	0.62
1:4:147:ILE:O	1:4:150:GLN:NE2	2.32	0.62
1:F:84:GLU:OE2	1:F:85:GLN:NE2	2.32	0.62
1:T:84:GLU:OE2	1:T:85:GLN:NE2	2.32	0.62
1:a:84:GLU:N	1:a:84:GLU:OE1	2.32	0.62
1:d:84:GLU:OE2	1:d:85:GLN:NE2	2.32	0.62
1:k:84:GLU:OE2	1:k:85:GLN:NE2	2.32	0.62
1:6:84:GLU:OE2	1:6:85:GLN:NE2	2.32	0.62
1:A:147:ILE:O	1:A:150:GLN:NE2	2.31	0.62
1:E:84:GLU:OE2	1:E:85:GLN:NE2	2.32	0.62
1:E:147:ILE:O	1:E:150:GLN:NE2	2.32	0.62
1:R:84:GLU:OE1	1:R:84:GLU:N	2.32	0.62
1:U:84:GLU:OE1	1:U:84:GLU:N	2.32	0.62
1:Y:147:ILE:O	1:Y:150:GLN:NE2	2.31	0.62
1:b:84:GLU:OE2	1:b:85:GLN:NE2	2.32	0.62
1:f:84:GLU:OE2	1:f:85:GLN:NE2	2.32	0.62
1:u:84:GLU:OE2	1:u:85:GLN:NE2	2.32	0.62
1:2:84:GLU:OE1	1:2:84:GLU:N	2.32	0.62
1:3:84:GLU:N	1:3:84:GLU:OE1	2.32	0.62
1:3:84:GLU:OE2	1:3:85:GLN:NE2	2.32	0.62
1:5:147:ILE:O	1:5:150:GLN:NE2	2.31	0.62
1:J:84:GLU:OE1	1:J:84:GLU:N	2.32	0.62
1:L:84:GLU:OE2	1:L:85:GLN:NE2	2.32	0.62
1:U:147:ILE:O	1:U:150:GLN:NE2	2.31	0.62
1:V:147:ILE:O	1:V:150:GLN:NE2	2.31	0.62
1:c:147:ILE:O	1:c:150:GLN:NE2	2.31	0.62

*Continued on next page...*



*Continued from previous page...*

Atom-1	Atom-2	Interatomic distance (Å)	Clash overlap (Å)
1:i:84:GLU:OE2	1:i:85:GLN:NE2	2.32	0.62
1:j:84:GLU:OE1	1:j:84:GLU:N	2.32	0.62
1:l:84:GLU:OE2	1:l:85:GLN:NE2	2.32	0.62
1:n:84:GLU:OE2	1:n:85:GLN:NE2	2.32	0.62
1:o:84:GLU:OE2	1:o:85:GLN:NE2	2.32	0.62
1:r:84:GLU:OE1	1:r:84:GLU:N	2.32	0.62
1:x:147:ILE:O	1:x:150:GLN:NE2	2.31	0.62
1:z:84:GLU:OE2	1:z:85:GLN:NE2	2.32	0.62
1:B:84:GLU:OE2	1:B:85:GLN:NE2	2.32	0.62
1:L:84:GLU:OE1	1:L:84:GLU:N	2.32	0.62
1:Q:84:GLU:OE2	1:Q:85:GLN:NE2	2.32	0.62
1:R:147:ILE:O	1:R:150:GLN:NE2	2.31	0.62
1:S:147:ILE:O	1:S:150:GLN:NE2	2.31	0.62
1:k:147:ILE:O	1:k:150:GLN:NE2	2.31	0.62
1:p:84:GLU:OE1	1:p:84:GLU:N	2.32	0.62
1:q:84:GLU:OE2	1:q:85:GLN:NE2	2.32	0.62
1:H:147:ILE:O	1:H:150:GLN:NE2	2.32	0.62
1:I:147:ILE:O	1:I:150:GLN:NE2	2.31	0.62
1:M:84:GLU:OE1	1:M:84:GLU:N	2.32	0.62
1:Z:84:GLU:OE2	1:Z:85:GLN:NE2	2.32	0.62
1:m:84:GLU:OE1	1:m:84:GLU:N	2.32	0.62
1:p:147:ILE:O	1:p:150:GLN:NE2	2.31	0.62
1:s:84:GLU:OE2	1:s:85:GLN:NE2	2.32	0.62
1:v:147:ILE:O	1:v:150:GLN:NE2	2.31	0.62
1:w:84:GLU:OE2	1:w:85:GLN:NE2	2.32	0.62
1:x:84:GLU:OE2	1:x:85:GLN:NE2	2.32	0.62
1:G:147:ILE:O	1:G:150:GLN:NE2	2.31	0.62
1:l:84:GLU:OE1	1:l:84:GLU:N	2.32	0.62
1:l:147:ILE:O	1:l:150:GLN:NE2	2.31	0.62
1:m:147:ILE:O	1:m:150:GLN:NE2	2.31	0.62
1:o:84:GLU:OE1	1:o:84:GLU:N	2.32	0.62
1:o:147:ILE:O	1:o:150:GLN:NE2	2.31	0.62
1:w:147:ILE:O	1:w:150:GLN:NE2	2.31	0.62
1:x:84:GLU:OE1	1:x:84:GLU:N	2.32	0.62
1:y:147:ILE:O	1:y:150:GLN:NE2	2.31	0.62
1:z:147:ILE:O	1:z:150:GLN:NE2	2.31	0.62
1:G:84:GLU:OE2	1:G:85:GLN:NE2	2.32	0.62
1:K:84:GLU:OE2	1:K:85:GLN:NE2	2.32	0.62
1:T:147:ILE:O	1:T:150:GLN:NE2	2.32	0.62
1:W:147:ILE:O	1:W:150:GLN:NE2	2.32	0.62
1:X:147:ILE:O	1:X:150:GLN:NE2	2.31	0.62

*Continued on next page...*

*Continued from previous page...*

Atom-1	Atom-2	Interatomic distance (Å)	Clash overlap (Å)
1:h:147:ILE:O	1:h:150:GLN:NE2	2.31	0.62
1:i:147:ILE:O	1:i:150:GLN:NE2	2.31	0.62
1:j:147:ILE:O	1:j:150:GLN:NE2	2.31	0.62
1:4:84:GLU:OE2	1:4:85:GLN:NE2	2.32	0.62
1:5:84:GLU:OE1	1:5:84:GLU:N	2.32	0.62
1:H:84:GLU:OE1	1:H:84:GLU:N	2.32	0.62
1:0:84:GLU:N	1:0:84:GLU:OE1	2.32	0.62
1:0:147:ILE:O	1:0:150:GLN:NE2	2.31	0.62
1:A:84:GLU:OE1	1:A:84:GLU:N	2.32	0.62
1:B:84:GLU:OE1	1:B:84:GLU:N	2.32	0.62
1:F:147:ILE:O	1:F:150:GLN:NE2	2.32	0.62
1:S:84:GLU:OE2	1:S:85:GLN:NE2	2.32	0.62
1:b:84:GLU:OE1	1:b:84:GLU:N	2.32	0.62
1:c:84:GLU:OE1	1:c:84:GLU:N	2.32	0.62
1:3:100:HIS:CE1	1:3:104:LEU:HD11	2.35	0.61
1:6:84:GLU:N	1:6:84:GLU:OE1	2.32	0.61
1:C:84:GLU:N	1:C:84:GLU:OE1	2.32	0.61
1:J:147:ILE:O	1:J:150:GLN:NE2	2.31	0.61
1:M:100:HIS:CE1	1:M:104:LEU:HD11	2.35	0.61
1:V:84:GLU:OE2	1:V:85:GLN:NE2	2.32	0.61
1:Y:84:GLU:N	1:Y:84:GLU:OE1	2.32	0.61
1:e:84:GLU:OE1	1:e:84:GLU:N	2.32	0.61
1:h:100:HIS:CE1	1:h:104:LEU:HD11	2.35	0.61
1:n:84:GLU:N	1:n:84:GLU:OE1	2.32	0.61
1:y:100:HIS:CE1	1:y:104:LEU:HD11	2.35	0.61
1:7:84:GLU:OE1	1:7:84:GLU:N	2.32	0.61
1:G:100:HIS:CE1	1:G:104:LEU:HD11	2.35	0.61
1:K:84:GLU:N	1:K:84:GLU:OE1	2.32	0.61
1:V:84:GLU:N	1:V:84:GLU:OE1	2.32	0.61
1:Z:84:GLU:OE1	1:Z:84:GLU:N	2.32	0.61
1:c:100:HIS:CE1	1:c:104:LEU:HD11	2.35	0.61
1:h:84:GLU:OE2	1:h:85:GLN:NE2	2.32	0.61
1:q:84:GLU:N	1:q:84:GLU:OE1	2.32	0.61
1:L:100:HIS:CE1	1:L:104:LEU:HD11	2.35	0.61
1:S:84:GLU:N	1:S:84:GLU:OE1	2.32	0.61
1:d:84:GLU:OE1	1:d:84:GLU:N	2.32	0.61
1:x:100:HIS:CE1	1:x:104:LEU:HD11	2.36	0.61
1:D:100:HIS:CE1	1:D:104:LEU:HD11	2.35	0.61
1:Q:100:HIS:CE1	1:Q:104:LEU:HD11	2.35	0.61
1:Q:147:ILE:O	1:Q:150:GLN:NE2	2.31	0.61
1:d:100:HIS:CE1	1:d:104:LEU:HD11	2.35	0.61

*Continued on next page...*

*Continued from previous page...*

Atom-1	Atom-2	Interatomic distance (Å)	Clash overlap (Å)
1:f:84:GLU:N	1:f:84:GLU:OE1	2.32	0.61
1:k:84:GLU:OE1	1:k:84:GLU:N	2.32	0.61
1:s:84:GLU:OE1	1:s:84:GLU:N	2.32	0.61
1:t:100:HIS:CE1	1:t:104:LEU:HD11	2.35	0.61
1:4:84:GLU:OE1	1:4:84:GLU:N	2.32	0.61
1:4:100:HIS:CE1	1:4:104:LEU:HD11	2.35	0.61
1:H:100:HIS:CE1	1:H:104:LEU:HD11	2.35	0.61
1:I:84:GLU:OE1	1:I:84:GLU:N	2.32	0.61
1:O:100:HIS:CE1	1:O:104:LEU:HD11	2.35	0.61
1:f:100:HIS:CE1	1:f:104:LEU:HD11	2.35	0.61
1:g:100:HIS:CE1	1:g:104:LEU:HD11	2.35	0.61
1:m:100:HIS:CE1	1:m:104:LEU:HD11	2.35	0.61
1:7:100:HIS:CE1	1:7:104:LEU:HD11	2.35	0.61
1:C:100:HIS:CE1	1:C:104:LEU:HD11	2.35	0.61
1:N:100:HIS:CE1	1:N:104:LEU:HD11	2.35	0.61
1:U:100:HIS:CE1	1:U:104:LEU:HD11	2.35	0.61
1:X:84:GLU:OE1	1:X:84:GLU:N	2.32	0.61
1:n:100:HIS:CE1	1:n:104:LEU:HD11	2.35	0.61
1:p:100:HIS:CE1	1:p:104:LEU:HD11	2.35	0.61
1:u:100:HIS:CE1	1:u:104:LEU:HD11	2.35	0.61
1:l:84:GLU:OE1	1:l:84:GLU:N	2.32	0.61
1:l:100:HIS:CE1	1:l:104:LEU:HD11	2.35	0.61
1:2:100:HIS:CE1	1:2:104:LEU:HD11	2.35	0.61
1:R:100:HIS:CE1	1:R:104:LEU:HD11	2.35	0.61
1:X:100:HIS:CE1	1:X:104:LEU:HD11	2.35	0.61
1:Z:100:HIS:CE1	1:Z:104:LEU:HD11	2.35	0.61
1:i:100:HIS:CE1	1:i:104:LEU:HD11	2.35	0.61
1:q:100:HIS:CE1	1:q:104:LEU:HD11	2.35	0.61
1:t:84:GLU:N	1:t:84:GLU:OE1	2.32	0.61
1:E:100:HIS:CE1	1:E:104:LEU:HD11	2.35	0.61
1:O:84:GLU:OE1	1:O:84:GLU:N	2.32	0.61
1:Y:100:HIS:CE1	1:Y:104:LEU:HD11	2.35	0.61
1:k:100:HIS:CE1	1:k:104:LEU:HD11	2.35	0.61
1:D:84:GLU:OE1	1:D:84:GLU:N	2.32	0.61
1:F:100:HIS:CE1	1:F:104:LEU:HD11	2.35	0.61
1:I:100:HIS:CE1	1:I:104:LEU:HD11	2.35	0.61
1:P:100:HIS:CE1	1:P:104:LEU:HD11	2.35	0.61
1:T:100:HIS:CE1	1:T:104:LEU:HD11	2.35	0.61
1:e:100:HIS:CE1	1:e:104:LEU:HD11	2.35	0.61
1:l:100:HIS:CE1	1:l:104:LEU:HD11	2.35	0.61
1:o:100:HIS:CE1	1:o:104:LEU:HD11	2.35	0.61

*Continued on next page...*

*Continued from previous page...*

Atom-1	Atom-2	Interatomic distance (Å)	Clash overlap (Å)
1:y:84:GLU:N	1:y:84:GLU:OE1	2.32	0.61
1:z:100:HIS:CE1	1:z:104:LEU:HD11	2.35	0.61
1:6:100:HIS:CE1	1:6:104:LEU:HD11	2.35	0.61
1:S:100:HIS:CE1	1:S:104:LEU:HD11	2.35	0.61
1:W:100:HIS:CE1	1:W:104:LEU:HD11	2.35	0.61
1:b:100:HIS:CE1	1:b:104:LEU:HD11	2.35	0.61
1:s:100:HIS:CE1	1:s:104:LEU:HD11	2.35	0.61
1:B:100:HIS:CE1	1:B:104:LEU:HD11	2.35	0.60
1:N:84:GLU:N	1:N:84:GLU:OE1	2.32	0.60
1:K:100:HIS:CE1	1:K:104:LEU:HD11	2.35	0.60
1:V:100:HIS:CE1	1:V:104:LEU:HD11	2.35	0.60
1:j:100:HIS:CE1	1:j:104:LEU:HD11	2.35	0.60
1:u:193:ASP:OD1	1:u:194:LYS:N	2.34	0.60
1:w:100:HIS:CE1	1:w:104:LEU:HD11	2.35	0.60
1:0:100:HIS:CE1	1:0:104:LEU:HD11	2.35	0.60
1:f:193:ASP:OD1	1:f:194:LYS:N	2.35	0.60
1:t:193:ASP:OD1	1:t:194:LYS:N	2.35	0.60
1:5:100:HIS:CE1	1:5:104:LEU:HD11	2.35	0.60
1:5:193:ASP:OD1	1:5:194:LYS:N	2.35	0.60
1:A:100:HIS:CE1	1:A:104:LEU:HD11	2.35	0.60
1:A:193:ASP:OD1	1:A:194:LYS:N	2.35	0.60
1:r:100:HIS:CE1	1:r:104:LEU:HD11	2.35	0.60
1:u:84:GLU:OE1	1:u:84:GLU:N	2.32	0.60
1:I:193:ASP:OD1	1:I:194:LYS:N	2.35	0.60
1:a:100:HIS:CE1	1:a:104:LEU:HD11	2.35	0.60
1:e:193:ASP:OD1	1:e:194:LYS:N	2.35	0.60
1:g:84:GLU:OE1	1:g:84:GLU:N	2.32	0.60
1:v:100:HIS:CE1	1:v:104:LEU:HD11	2.35	0.60
1:z:84:GLU:OE1	1:z:84:GLU:N	2.32	0.60
1:1:193:ASP:OD1	1:1:194:LYS:N	2.34	0.60
1:6:193:ASP:OD1	1:6:194:LYS:N	2.35	0.60
1:T:84:GLU:OE1	1:T:84:GLU:N	2.32	0.60
1:W:84:GLU:OE1	1:W:84:GLU:N	2.32	0.60
1:X:193:ASP:OD1	1:X:194:LYS:N	2.35	0.60
1:g:193:ASP:OD1	1:g:194:LYS:N	2.35	0.60
1:B:193:ASP:OD1	1:B:194:LYS:N	2.35	0.60
1:j:193:ASP:OD1	1:j:194:LYS:N	2.35	0.60
1:s:193:ASP:OD1	1:s:194:LYS:N	2.35	0.60
1:O:193:ASP:OD1	1:O:194:LYS:N	2.35	0.60
1:Q:193:ASP:OD1	1:Q:194:LYS:N	2.35	0.60
1:d:193:ASP:OD1	1:d:194:LYS:N	2.35	0.60

*Continued on next page...*

*Continued from previous page...*

Atom-1	Atom-2	Interatomic distance (Å)	Clash overlap (Å)
1:m:193:ASP:OD1	1:m:194:LYS:N	2.35	0.60
1:p:193:ASP:OD1	1:p:194:LYS:N	2.35	0.60
1:v:193:ASP:OD1	1:v:194:LYS:N	2.35	0.60
1:0:193:ASP:OD1	1:0:194:LYS:N	2.34	0.60
1:4:193:ASP:OD1	1:4:194:LYS:N	2.35	0.60
1:7:193:ASP:OD1	1:7:194:LYS:N	2.34	0.60
1:M:193:ASP:OD1	1:M:194:LYS:N	2.35	0.60
1:N:193:ASP:OD1	1:N:194:LYS:N	2.35	0.60
1:U:193:ASP:OD1	1:U:194:LYS:N	2.35	0.60
1:H:193:ASP:OD1	1:H:194:LYS:N	2.35	0.60
1:J:100:HIS:CE1	1:J:104:LEU:HD11	2.35	0.60
1:R:193:ASP:OD1	1:R:194:LYS:N	2.35	0.60
1:Y:193:ASP:OD1	1:Y:194:LYS:N	2.35	0.60
1:k:193:ASP:OD1	1:k:194:LYS:N	2.35	0.60
1:C:193:ASP:OD1	1:C:194:LYS:N	2.35	0.59
1:L:193:ASP:OD1	1:L:194:LYS:N	2.35	0.59
1:P:193:ASP:OD1	1:P:194:LYS:N	2.35	0.59
1:a:193:ASP:OD1	1:a:194:LYS:N	2.34	0.59
1:y:193:ASP:OD1	1:y:194:LYS:N	2.35	0.59
1:z:193:ASP:OD1	1:z:194:LYS:N	2.35	0.59
1:E:84:GLU:OE1	1:E:84:GLU:N	2.32	0.59
1:G:193:ASP:OD1	1:G:194:LYS:N	2.35	0.59
1:J:193:ASP:OD1	1:J:194:LYS:N	2.35	0.59
1:c:193:ASP:OD1	1:c:194:LYS:N	2.35	0.59
1:h:84:GLU:OE1	1:h:84:GLU:N	2.32	0.59
1:o:193:ASP:OD1	1:o:194:LYS:N	2.35	0.59
1:E:193:ASP:OD1	1:E:194:LYS:N	2.35	0.59
1:F:193:ASP:OD1	1:F:194:LYS:N	2.35	0.59
1:S:193:ASP:OD1	1:S:194:LYS:N	2.35	0.59
1:T:193:ASP:OD1	1:T:194:LYS:N	2.35	0.59
1:l:193:ASP:OD1	1:l:194:LYS:N	2.34	0.59
1:2:193:ASP:OD1	1:2:194:LYS:N	2.35	0.59
1:D:193:ASP:OD1	1:D:194:LYS:N	2.35	0.59
1:W:193:ASP:OD1	1:W:194:LYS:N	2.35	0.59
1:Z:193:ASP:OD1	1:Z:194:LYS:N	2.35	0.59
1:h:193:ASP:OD1	1:h:194:LYS:N	2.35	0.59
1:F:84:GLU:N	1:F:84:GLU:OE1	2.32	0.59
1:P:84:GLU:OE1	1:P:84:GLU:N	2.32	0.59
1:V:193:ASP:OD1	1:V:194:LYS:N	2.35	0.59
1:b:193:ASP:OD1	1:b:194:LYS:N	2.35	0.59
1:E:199:TRP:O	1:E:203:GLN:N	2.34	0.59

*Continued on next page...*

*Continued from previous page...*

Atom-1	Atom-2	Interatomic distance (Å)	Clash overlap (Å)
1:K:193:ASP:OD1	1:K:194:LYS:N	2.35	0.59
1:e:199:TRP:O	1:e:203:GLN:N	2.34	0.59
1:r:193:ASP:OD1	1:r:194:LYS:N	2.34	0.59
1:w:193:ASP:OD1	1:w:194:LYS:N	2.35	0.59
1:3:193:ASP:OD1	1:3:194:LYS:N	2.35	0.59
1:x:193:ASP:OD1	1:x:194:LYS:N	2.35	0.59
1:n:193:ASP:OD1	1:n:194:LYS:N	2.35	0.59
1:q:193:ASP:OD1	1:q:194:LYS:N	2.35	0.59
1:t:199:TRP:O	1:t:203:GLN:N	2.34	0.59
1:v:199:TRP:O	1:v:203:GLN:N	2.34	0.59
1:5:199:TRP:O	1:5:203:GLN:N	2.34	0.59
1:A:199:TRP:O	1:A:203:GLN:N	2.34	0.59
1:M:199:TRP:O	1:M:203:GLN:N	2.34	0.59
1:n:199:TRP:O	1:n:203:GLN:N	2.34	0.59
1:q:199:TRP:O	1:q:203:GLN:N	2.34	0.59
1:S:199:TRP:O	1:S:203:GLN:N	2.34	0.58
1:V:199:TRP:O	1:V:203:GLN:N	2.34	0.58
1:b:199:TRP:O	1:b:203:GLN:N	2.34	0.58
1:i:193:ASP:OD1	1:i:194:LYS:N	2.35	0.58
1:7:199:TRP:O	1:7:203:GLN:N	2.34	0.58
1:C:199:TRP:O	1:C:203:GLN:N	2.34	0.58
1:Q:199:TRP:O	1:Q:203:GLN:N	2.34	0.58
1:h:199:TRP:O	1:h:203:GLN:N	2.34	0.58
1:O:199:TRP:O	1:O:203:GLN:N	2.34	0.57
1:f:199:TRP:O	1:f:203:GLN:N	2.34	0.57
1:Z:206:GLU:O	1:Z:210:ALA:N	2.37	0.57
1:d:199:TRP:O	1:d:203:GLN:N	2.34	0.57
1:l:206:GLU:O	1:l:210:ALA:N	2.37	0.57
1:o:206:GLU:O	1:o:210:ALA:N	2.37	0.57
1:0:206:GLU:O	1:0:210:ALA:N	2.37	0.57
1:P:206:GLU:O	1:P:210:ALA:N	2.37	0.57
1:K:206:GLU:O	1:K:210:ALA:N	2.37	0.57
1:w:199:TRP:O	1:w:203:GLN:N	2.34	0.57
1:O:206:GLU:O	1:O:210:ALA:N	2.37	0.57
1:H:206:GLU:O	1:H:210:ALA:N	2.37	0.56
1:3:206:GLU:O	1:3:210:ALA:N	2.37	0.56
1:P:47:LEU:HD22	1:P:122:LEU:HD22	1.88	0.56
1:X:199:TRP:O	1:X:203:GLN:N	2.34	0.56
1:j:199:TRP:O	1:j:203:GLN:N	2.34	0.56
1:s:199:TRP:O	1:s:203:GLN:N	2.34	0.56
1:1:36:MET:HE2	1:2:155:ILE:HG21	1.88	0.56

*Continued on next page...*

*Continued from previous page...*

Atom-1	Atom-2	Interatomic distance (Å)	Clash overlap (Å)
1:7:47:LEU:HD22	1:7:122:LEU:HD22	1.88	0.56
1:C:47:LEU:HD22	1:C:122:LEU:HD22	1.88	0.56
1:E:47:LEU:HD22	1:E:122:LEU:HD22	1.88	0.56
1:I:199:TRP:O	1:I:203:GLN:N	2.34	0.56
1:J:36:MET:HE2	1:K:155:ILE:HG21	1.88	0.56
1:K:36:MET:HE2	1:L:155:ILE:HG21	1.88	0.56
1:N:206:GLU:O	1:N:210:ALA:N	2.37	0.56
1:U:47:LEU:HD22	1:U:122:LEU:HD22	1.88	0.56
1:a:36:MET:HE2	1:b:155:ILE:HG21	1.88	0.56
1:b:36:MET:HE2	1:c:155:ILE:HG21	1.88	0.56
1:g:47:LEU:HD22	1:g:122:LEU:HD22	1.88	0.56
1:i:47:LEU:HD22	1:i:122:LEU:HD22	1.88	0.56
1:w:47:LEU:HD22	1:w:122:LEU:HD22	1.88	0.56
1:y:199:TRP:O	1:y:203:GLN:N	2.34	0.56
1:0:36:MET:HE2	1:1:155:ILE:HG21	1.88	0.56
1:4:199:TRP:O	1:4:203:GLN:N	2.34	0.56
1:L:36:MET:HE2	1:M:155:ILE:HG21	1.88	0.56
1:R:47:LEU:HD22	1:R:122:LEU:HD22	1.88	0.56
1:c:36:MET:HE2	1:d:155:ILE:HG21	1.88	0.56
1:f:47:LEU:HD22	1:f:122:LEU:HD22	1.88	0.56
1:s:36:MET:HE2	1:t:155:ILE:HG21	1.88	0.56
1:v:47:LEU:HD22	1:v:122:LEU:HD22	1.88	0.56
1:1:199:TRP:O	1:1:203:GLN:N	2.34	0.56
1:B:47:LEU:HD22	1:B:122:LEU:HD22	1.88	0.56
1:F:47:LEU:HD22	1:F:122:LEU:HD22	1.88	0.56
1:N:47:LEU:HD22	1:N:122:LEU:HD22	1.88	0.56
1:S:47:LEU:HD22	1:S:122:LEU:HD22	1.88	0.56
1:T:206:GLU:O	1:T:210:ALA:N	2.37	0.56
1:V:47:LEU:HD22	1:V:122:LEU:HD22	1.88	0.56
1:W:206:GLU:O	1:W:210:ALA:N	2.37	0.56
1:d:47:LEU:HD22	1:d:122:LEU:HD22	1.88	0.56
1:h:47:LEU:HD22	1:h:122:LEU:HD22	1.88	0.56
1:r:206:GLU:O	1:r:210:ALA:N	2.37	0.56
1:u:47:LEU:HD22	1:u:122:LEU:HD22	1.88	0.56
1:2:36:MET:HE2	1:3:155:ILE:HG21	1.88	0.56
1:6:47:LEU:HD22	1:6:122:LEU:HD22	1.88	0.56
1:G:47:LEU:HD22	1:G:122:LEU:HD22	1.88	0.56
1:L:199:TRP:O	1:L:203:GLN:N	2.34	0.56
1:Q:47:LEU:HD22	1:Q:122:LEU:HD22	1.88	0.56
1:W:47:LEU:HD22	1:W:122:LEU:HD22	1.88	0.56
1:e:47:LEU:HD22	1:e:122:LEU:HD22	1.88	0.56

*Continued on next page...*



*Continued from previous page...*

Atom-1	Atom-2	Interatomic distance (Å)	Clash overlap (Å)
1:m:199:TRP:O	1:m:203:GLN:N	2.34	0.56
1:r:36:MET:HE2	1:s:155:ILE:HG21	1.88	0.56
1:t:47:LEU:HD22	1:t:122:LEU:HD22	1.88	0.56
1:u:199:TRP:O	1:u:203:GLN:N	2.34	0.56
1:y:47:LEU:HD22	1:y:122:LEU:HD22	1.88	0.56
1:5:47:LEU:HD22	1:5:122:LEU:HD22	1.88	0.56
1:I:36:MET:HE2	1:J:155:ILE:HG21	1.88	0.56
1:a:199:TRP:O	1:a:203:GLN:N	2.34	0.56
1:k:36:MET:HE2	1:l:155:ILE:HG21	1.88	0.56
1:p:199:TRP:O	1:p:203:GLN:N	2.34	0.56
1:t:36:MET:HE2	1:u:155:ILE:HG21	1.88	0.56
1:x:47:LEU:HD22	1:x:122:LEU:HD22	1.88	0.56
1:0:155:ILE:HG21	1:z:36:MET:HE2	1.88	0.56
1:A:47:LEU:HD22	1:A:122:LEU:HD22	1.88	0.56
1:D:47:LEU:HD22	1:D:122:LEU:HD22	1.88	0.56
1:T:47:LEU:HD22	1:T:122:LEU:HD22	1.88	0.56
1:j:36:MET:HE2	1:k:155:ILE:HG21	1.88	0.56
1:F:199:TRP:O	1:F:203:GLN:N	2.34	0.56
1:J:206:GLU:O	1:J:210:ALA:N	2.37	0.56
1:O:47:LEU:HD22	1:O:122:LEU:HD22	1.88	0.56
1:Y:206:GLU:O	1:Y:210:ALA:N	2.37	0.56
1:Z:36:MET:HE2	1:a:155:ILE:HG21	1.88	0.56
1:c:206:GLU:O	1:c:210:ALA:N	2.37	0.56
1:d:36:MET:HE2	1:e:155:ILE:HG21	1.88	0.56
1:k:206:GLU:O	1:k:210:ALA:N	2.37	0.56
1:s:47:LEU:HD22	1:s:122:LEU:HD22	1.88	0.56
1:M:36:MET:HE2	1:N:155:ILE:HG21	1.88	0.56
1:l:36:MET:HE2	1:m:155:ILE:HG21	1.88	0.56
1:o:36:MET:HE2	1:p:155:ILE:HG21	1.88	0.56
1:z:47:LEU:HD22	1:z:122:LEU:HD22	1.88	0.56
1:2:206:GLU:O	1:2:210:ALA:N	2.37	0.55
1:A:36:MET:HE2	1:B:155:ILE:HG21	1.88	0.55
1:D:199:TRP:O	1:D:203:GLN:N	2.34	0.55
1:H:47:LEU:HD22	1:H:122:LEU:HD22	1.88	0.55
1:X:47:LEU:HD22	1:X:122:LEU:HD22	1.88	0.55
1:j:47:LEU:HD22	1:j:122:LEU:HD22	1.88	0.55
1:k:47:LEU:HD22	1:k:122:LEU:HD22	1.88	0.55
1:q:36:MET:HE2	1:r:155:ILE:HG21	1.88	0.55
1:0:47:LEU:HD22	1:0:122:LEU:HD22	1.88	0.55
1:4:47:LEU:HD22	1:4:122:LEU:HD22	1.88	0.55
1:5:36:MET:HE2	1:6:155:ILE:HG21	1.88	0.55

*Continued on next page...*



*Continued from previous page...*

Atom-1	Atom-2	Interatomic distance (Å)	Clash overlap (Å)
1:E:206:GLU:O	1:E:210:ALA:N	2.37	0.55
1:M:47:LEU:HD22	1:M:122:LEU:HD22	1.88	0.55
1:i:206:GLU:O	1:i:210:ALA:N	2.37	0.55
1:r:47:LEU:HD22	1:r:122:LEU:HD22	1.88	0.55
1:u:36:MET:HE2	1:v:155:ILE:HG21	1.88	0.55
1:y:36:MET:HE2	1:z:155:ILE:HG21	1.88	0.55
1:z:206:GLU:O	1:z:210:ALA:N	2.37	0.55
1:3:36:MET:HE2	1:4:155:ILE:HG21	1.88	0.55
1:6:36:MET:HE2	1:7:155:ILE:HG21	1.88	0.55
1:B:36:MET:HE2	1:C:155:ILE:HG21	1.88	0.55
1:D:206:GLU:O	1:D:210:ALA:N	2.37	0.55
1:F:206:GLU:O	1:F:210:ALA:N	2.37	0.55
1:H:36:MET:HE2	1:I:155:ILE:HG21	1.88	0.55
1:I:47:LEU:HD22	1:I:122:LEU:HD22	1.88	0.55
1:b:47:LEU:HD22	1:b:122:LEU:HD22	1.88	0.55
1:i:36:MET:HE2	1:j:155:ILE:HG21	1.88	0.55
1:L:47:LEU:HD22	1:L:122:LEU:HD22	1.88	0.55
1:c:47:LEU:HD22	1:c:122:LEU:HD22	1.88	0.55
1:n:206:GLU:O	1:n:210:ALA:N	2.37	0.55
1:3:47:LEU:HD22	1:3:122:LEU:HD22	1.88	0.55
1:7:206:GLU:O	1:7:210:ALA:N	2.37	0.55
1:C:206:GLU:O	1:C:210:ALA:N	2.37	0.55
1:e:36:MET:HE2	1:f:155:ILE:HG21	1.88	0.55
1:q:206:GLU:O	1:q:210:ALA:N	2.37	0.55
1:2:47:LEU:HD22	1:2:122:LEU:HD22	1.88	0.55
1:4:36:MET:HE2	1:5:155:ILE:HG21	1.88	0.55
1:6:199:TRP:O	1:6:203:GLN:N	2.34	0.55
1:J:47:LEU:HD22	1:J:122:LEU:HD22	1.88	0.55
1:Y:47:LEU:HD22	1:Y:122:LEU:HD22	1.88	0.55
1:Z:47:LEU:HD22	1:Z:122:LEU:HD22	1.88	0.55
1:p:47:LEU:HD22	1:p:122:LEU:HD22	1.88	0.55
1:1:47:LEU:HD22	1:1:122:LEU:HD22	1.88	0.55
1:B:199:TRP:O	1:B:203:GLN:N	2.34	0.55
1:C:36:MET:HE2	1:D:155:ILE:HG21	1.88	0.55
1:K:47:LEU:HD22	1:K:122:LEU:HD22	1.88	0.55
1:X:36:MET:HE2	1:Y:155:ILE:HG21	1.88	0.55
1:Y:36:MET:HE2	1:Z:155:ILE:HG21	1.88	0.55
1:b:206:GLU:O	1:b:210:ALA:N	2.37	0.55
1:m:47:LEU:HD22	1:m:122:LEU:HD22	1.88	0.55
1:n:47:LEU:HD22	1:n:122:LEU:HD22	1.88	0.55
1:x:36:MET:HE2	1:y:155:ILE:HG21	1.88	0.55

*Continued on next page...*

*Continued from previous page...*

Atom-1	Atom-2	Interatomic distance (Å)	Clash overlap (Å)
1:R:199:TRP:O	1:R:203:GLN:N	2.34	0.55
1:W:36:MET:HE2	1:X:155:ILE:HG21	1.88	0.55
1:h:36:MET:HE2	1:i:155:ILE:HG21	1.88	0.55
1:m:36:MET:HE2	1:n:155:ILE:HG21	1.88	0.55
1:o:47:LEU:HD22	1:o:122:LEU:HD22	1.88	0.55
1:p:36:MET:HE2	1:q:155:ILE:HG21	1.88	0.55
1:v:36:MET:HE2	1:w:155:ILE:HG21	1.88	0.55
1:6:206:GLU:O	1:6:210:ALA:N	2.37	0.55
1:B:206:GLU:O	1:B:210:ALA:N	2.37	0.55
1:G:36:MET:HE2	1:H:155:ILE:HG21	1.88	0.55
1:G:206:GLU:O	1:G:210:ALA:N	2.37	0.55
1:N:36:MET:HE2	1:O:155:ILE:HG21	1.88	0.55
1:U:199:TRP:O	1:U:203:GLN:N	2.34	0.55
1:a:47:LEU:HD22	1:a:122:LEU:HD22	1.88	0.55
1:w:36:MET:HE2	1:x:155:ILE:HG21	1.88	0.55
1:R:206:GLU:O	1:R:210:ALA:N	2.37	0.55
1:U:206:GLU:O	1:U:210:ALA:N	2.37	0.55
1:f:36:MET:HE2	1:g:155:ILE:HG21	1.88	0.55
1:g:36:MET:HE2	1:h:155:ILE:HG21	1.88	0.55
1:l:47:LEU:HD22	1:l:122:LEU:HD22	1.88	0.55
1:q:47:LEU:HD22	1:q:122:LEU:HD22	1.88	0.55
1:x:206:GLU:O	1:x:210:ALA:N	2.37	0.55
1:D:36:MET:HE2	1:E:155:ILE:HG21	1.88	0.54
1:M:206:GLU:O	1:M:210:ALA:N	2.37	0.54
1:S:36:MET:HE2	1:T:155:ILE:HG21	1.88	0.54
1:V:36:MET:HE2	1:W:155:ILE:HG21	1.88	0.54
1:4:206:GLU:O	1:4:210:ALA:N	2.37	0.54
1:5:206:GLU:O	1:5:210:ALA:N	2.37	0.54
1:A:206:GLU:O	1:A:210:ALA:N	2.37	0.54
1:F:36:MET:HE2	1:G:155:ILE:HG21	1.88	0.54
1:E:36:MET:HE2	1:F:155:ILE:HG21	1.88	0.54
1:O:36:MET:HE2	1:P:155:ILE:HG21	1.88	0.54
1:P:199:TRP:O	1:P:203:GLN:N	2.34	0.54
1:N:199:TRP:O	1:N:203:GLN:N	2.34	0.54
1:g:206:GLU:O	1:g:210:ALA:N	2.37	0.54
1:t:206:GLU:O	1:t:210:ALA:N	2.37	0.54
1:R:36:MET:HE2	1:S:155:ILE:HG21	1.88	0.54
1:S:206:GLU:O	1:S:210:ALA:N	2.37	0.54
1:U:36:MET:HE2	1:V:155:ILE:HG21	1.88	0.54
1:V:206:GLU:O	1:V:210:ALA:N	2.37	0.54
1:Y:199:TRP:O	1:Y:203:GLN:N	2.34	0.54

*Continued on next page...*

*Continued from previous page...*

Atom-1	Atom-2	Interatomic distance (Å)	Clash overlap (Å)
1:e:206:GLU:O	1:e:210:ALA:N	2.37	0.54
1:P:36:MET:HE2	1:Q:155:ILE:HG21	1.88	0.54
1:Q:36:MET:HE2	1:R:155:ILE:HG21	1.88	0.54
1:k:199:TRP:O	1:k:203:GLN:N	2.34	0.54
1:I:206:GLU:O	1:I:210:ALA:N	2.37	0.53
1:Z:199:TRP:O	1:Z:203:GLN:N	2.34	0.53
1:g:199:TRP:O	1:g:203:GLN:N	2.34	0.53
1:0:199:TRP:O	1:0:203:GLN:N	2.34	0.53
1:1:190:SER:N	1:1:193:ASP:OD2	2.42	0.53
1:1:206:GLU:O	1:1:210:ALA:N	2.37	0.53
1:X:206:GLU:O	1:X:210:ALA:N	2.37	0.53
1:Z:190:SER:N	1:Z:193:ASP:OD2	2.42	0.53
1:m:206:GLU:O	1:m:210:ALA:N	2.37	0.53
1:v:206:GLU:O	1:v:210:ALA:N	2.37	0.53
1:2:190:SER:N	1:2:193:ASP:OD2	2.42	0.53
1:3:190:SER:N	1:3:193:ASP:OD2	2.42	0.53
1:4:190:SER:N	1:4:193:ASP:OD2	2.42	0.53
1:A:190:SER:N	1:A:193:ASP:OD2	2.42	0.53
1:H:199:TRP:O	1:H:203:GLN:N	2.34	0.53
1:J:117:GLN:O	1:J:121:GLN:N	2.41	0.53
1:P:190:SER:N	1:P:193:ASP:OD2	2.42	0.53
1:Y:190:SER:N	1:Y:193:ASP:OD2	2.42	0.53
1:a:190:SER:N	1:a:193:ASP:OD2	2.42	0.53
1:d:190:SER:N	1:d:193:ASP:OD2	2.42	0.53
1:p:206:GLU:O	1:p:210:ALA:N	2.37	0.53
1:0:190:SER:N	1:0:193:ASP:OD2	2.42	0.53
1:2:117:GLN:O	1:2:121:GLN:N	2.41	0.53
1:5:190:SER:N	1:5:193:ASP:OD2	2.42	0.53
1:B:190:SER:N	1:B:193:ASP:OD2	2.42	0.53
1:L:117:GLN:O	1:L:121:GLN:N	2.41	0.53
1:Q:190:SER:N	1:Q:193:ASP:OD2	2.42	0.53
1:b:190:SER:N	1:b:193:ASP:OD2	2.42	0.53
1:c:190:SER:N	1:c:193:ASP:OD2	2.42	0.53
1:u:190:SER:N	1:u:193:ASP:OD2	2.42	0.53
1:v:190:SER:N	1:v:193:ASP:OD2	2.42	0.53
1:6:190:SER:N	1:6:193:ASP:OD2	2.42	0.53
1:H:190:SER:N	1:H:193:ASP:OD2	2.42	0.53
1:J:199:TRP:O	1:J:203:GLN:N	2.34	0.53
1:O:190:SER:N	1:O:193:ASP:OD2	2.42	0.53
1:Y:117:GLN:O	1:Y:121:GLN:N	2.41	0.53
1:c:199:TRP:O	1:c:203:GLN:N	2.34	0.53

*Continued on next page...*

*Continued from previous page...*

Atom-1	Atom-2	Interatomic distance (Å)	Clash overlap (Å)
1:j:190:SER:N	1:j:193:ASP:OD2	2.42	0.53
1:j:206:GLU:O	1:j:210:ALA:N	2.37	0.53
1:l:199:TRP:O	1:l:203:GLN:N	2.34	0.53
1:o:199:TRP:O	1:o:203:GLN:N	2.34	0.53
1:w:206:GLU:O	1:w:210:ALA:N	2.37	0.53
1:G:190:SER:N	1:G:193:ASP:OD2	2.42	0.53
1:K:199:TRP:O	1:K:203:GLN:N	2.34	0.53
1:T:199:TRP:O	1:T:203:GLN:N	2.34	0.53
1:X:190:SER:N	1:X:193:ASP:OD2	2.42	0.53
1:e:190:SER:N	1:e:193:ASP:OD2	2.42	0.53
1:i:190:SER:N	1:i:193:ASP:OD2	2.42	0.53
1:k:190:SER:N	1:k:193:ASP:OD2	2.42	0.53
1:n:117:GLN:O	1:n:121:GLN:N	2.41	0.53
1:t:190:SER:N	1:t:193:ASP:OD2	2.42	0.53
1:w:190:SER:N	1:w:193:ASP:OD2	2.42	0.53
1:2:199:TRP:O	1:2:203:GLN:N	2.34	0.53
1:4:117:GLN:O	1:4:121:GLN:N	2.41	0.53
1:C:190:SER:N	1:C:193:ASP:OD2	2.42	0.53
1:F:190:SER:N	1:F:193:ASP:OD2	2.42	0.53
1:I:190:SER:N	1:I:193:ASP:OD2	2.42	0.53
1:W:199:TRP:O	1:W:203:GLN:N	2.34	0.53
1:a:206:GLU:O	1:a:210:ALA:N	2.37	0.53
1:h:206:GLU:O	1:h:210:ALA:N	2.37	0.53
1:k:117:GLN:O	1:k:121:GLN:N	2.41	0.53
1:q:117:GLN:O	1:q:121:GLN:N	2.41	0.53
1:7:190:SER:N	1:7:193:ASP:OD2	2.42	0.53
1:N:190:SER:N	1:N:193:ASP:OD2	2.42	0.53
1:R:190:SER:N	1:R:193:ASP:OD2	2.42	0.53
1:U:190:SER:N	1:U:193:ASP:OD2	2.42	0.53
1:h:190:SER:N	1:h:193:ASP:OD2	2.42	0.53
1:o:190:SER:N	1:o:193:ASP:OD2	2.42	0.53
1:Q:206:GLU:O	1:Q:210:ALA:N	2.37	0.53
1:i:199:TRP:O	1:i:203:GLN:N	2.34	0.53
1:l:190:SER:N	1:l:193:ASP:OD2	2.42	0.53
1:r:199:TRP:O	1:r:203:GLN:N	2.34	0.53
1:z:190:SER:N	1:z:193:ASP:OD2	2.42	0.53
1:z:199:TRP:O	1:z:203:GLN:N	2.34	0.53
1:L:206:GLU:O	1:L:210:ALA:N	2.37	0.52
1:l:117:GLN:O	1:l:121:GLN:N	2.40	0.52
1:s:190:SER:N	1:s:193:ASP:OD2	2.42	0.52
1:u:206:GLU:O	1:u:210:ALA:N	2.37	0.52

*Continued on next page...*

*Continued from previous page...*

Atom-1	Atom-2	Interatomic distance (Å)	Clash overlap (Å)
1:0:117:GLN:O	1:0:121:GLN:N	2.41	0.52
1:J:190:SER:N	1:J:193:ASP:OD2	2.42	0.52
1:M:190:SER:N	1:M:193:ASP:OD2	2.42	0.52
1:c:117:GLN:O	1:c:121:GLN:N	2.41	0.52
1:y:206:GLU:O	1:y:210:ALA:N	2.37	0.52
1:1:130:LEU:HD12	1:1:131:GLU:N	2.25	0.52
1:2:130:LEU:HD12	1:2:131:GLU:N	2.25	0.52
1:D:130:LEU:HD12	1:D:131:GLU:N	2.25	0.52
1:E:190:SER:N	1:E:193:ASP:OD2	2.42	0.52
1:Z:130:LEU:HD12	1:Z:131:GLU:N	2.25	0.52
1:d:206:GLU:O	1:d:210:ALA:N	2.37	0.52
1:f:190:SER:N	1:f:193:ASP:OD2	2.42	0.52
1:h:130:LEU:HD12	1:h:131:GLU:N	2.25	0.52
1:o:117:GLN:O	1:o:121:GLN:N	2.41	0.52
1:x:190:SER:N	1:x:193:ASP:OD2	2.42	0.52
1:3:199:TRP:O	1:3:203:GLN:N	2.34	0.52
1:7:130:LEU:HD12	1:7:131:GLU:N	2.25	0.52
1:C:130:LEU:HD12	1:C:131:GLU:N	2.25	0.52
1:Q:130:LEU:HD12	1:Q:131:GLU:N	2.25	0.52
1:T:130:LEU:HD12	1:T:131:GLU:N	2.25	0.52
1:T:190:SER:N	1:T:193:ASP:OD2	2.42	0.52
1:W:130:LEU:HD12	1:W:131:GLU:N	2.25	0.52
1:W:190:SER:N	1:W:193:ASP:OD2	2.42	0.52
1:Z:117:GLN:O	1:Z:121:GLN:N	2.41	0.52
1:b:117:GLN:O	1:b:121:GLN:N	2.41	0.52
1:f:130:LEU:HD12	1:f:131:GLU:N	2.25	0.52
1:k:130:LEU:HD12	1:k:131:GLU:N	2.25	0.52
1:p:190:SER:N	1:p:193:ASP:OD2	2.42	0.52
1:s:206:GLU:O	1:s:210:ALA:N	2.37	0.52
1:v:130:LEU:HD12	1:v:131:GLU:N	2.25	0.52
1:z:117:GLN:O	1:z:121:GLN:N	2.40	0.52
1:E:130:LEU:HD12	1:E:131:GLU:N	2.25	0.52
1:H:117:GLN:O	1:H:121:GLN:N	2.41	0.52
1:I:130:LEU:HD12	1:I:131:GLU:N	2.25	0.52
1:P:130:LEU:HD12	1:P:131:GLU:N	2.25	0.52
1:S:190:SER:N	1:S:193:ASP:OD2	2.42	0.52
1:V:190:SER:N	1:V:193:ASP:OD2	2.42	0.52
1:Y:130:LEU:HD12	1:Y:131:GLU:N	2.25	0.52
1:g:130:LEU:HD12	1:g:131:GLU:N	2.25	0.52
1:g:190:SER:N	1:g:193:ASP:OD2	2.42	0.52
1:m:190:SER:N	1:m:193:ASP:OD2	2.42	0.52

*Continued on next page...*

*Continued from previous page...*

Atom-1	Atom-2	Interatomic distance (Å)	Clash overlap (Å)
1:s:117:GLN:O	1:s:121:GLN:N	2.41	0.52
1:y:130:LEU:HD12	1:y:131:GLU:N	2.25	0.52
1:F:130:LEU:HD12	1:F:131:GLU:N	2.25	0.52
1:H:130:LEU:HD12	1:H:131:GLU:N	2.25	0.52
1:N:117:GLN:O	1:N:121:GLN:N	2.40	0.52
1:a:130:LEU:HD12	1:a:131:GLU:N	2.25	0.52
1:q:130:LEU:HD12	1:q:131:GLU:N	2.25	0.52
1:6:130:LEU:HD12	1:6:131:GLU:N	2.25	0.52
1:B:130:LEU:HD12	1:B:131:GLU:N	2.25	0.52
1:D:190:SER:N	1:D:193:ASP:OD2	2.42	0.52
1:K:190:SER:N	1:K:193:ASP:OD2	2.42	0.52
1:L:130:LEU:HD12	1:L:131:GLU:N	2.25	0.52
1:d:130:LEU:HD12	1:d:131:GLU:N	2.25	0.52
1:e:130:LEU:HD12	1:e:131:GLU:N	2.25	0.52
1:n:130:LEU:HD12	1:n:131:GLU:N	2.25	0.52
1:0:130:LEU:HD12	1:0:131:GLU:N	2.25	0.52
1:3:130:LEU:HD12	1:3:131:GLU:N	2.25	0.52
1:G:199:TRP:O	1:G:203:GLN:N	2.34	0.52
1:K:130:LEU:HD12	1:K:131:GLU:N	2.25	0.52
1:N:130:LEU:HD12	1:N:131:GLU:N	2.25	0.52
1:S:130:LEU:HD12	1:S:131:GLU:N	2.25	0.52
1:V:130:LEU:HD12	1:V:131:GLU:N	2.25	0.52
1:r:130:LEU:HD12	1:r:131:GLU:N	2.25	0.52
1:s:130:LEU:HD12	1:s:131:GLU:N	2.25	0.52
1:w:130:LEU:HD12	1:w:131:GLU:N	2.25	0.52
1:x:199:TRP:O	1:x:203:GLN:N	2.34	0.52
1:5:130:LEU:HD12	1:5:131:GLU:N	2.25	0.52
1:A:130:LEU:HD12	1:A:131:GLU:N	2.25	0.52
1:K:117:GLN:O	1:K:121:GLN:N	2.41	0.52
1:M:130:LEU:HD12	1:M:131:GLU:N	2.25	0.52
1:n:190:SER:N	1:n:193:ASP:OD2	2.42	0.52
1:o:130:LEU:HD12	1:o:131:GLU:N	2.25	0.52
1:q:190:SER:N	1:q:193:ASP:OD2	2.42	0.52
1:u:130:LEU:HD12	1:u:131:GLU:N	2.25	0.52
1:y:190:SER:N	1:y:193:ASP:OD2	2.42	0.52
1:z:130:LEU:HD12	1:z:131:GLU:N	2.25	0.52
1:K:43:LEU:HD23	1:K:47:LEU:HD13	1.92	0.52
1:T:117:GLN:O	1:T:121:GLN:N	2.41	0.52
1:W:117:GLN:O	1:W:121:GLN:N	2.41	0.52
1:X:130:LEU:HD12	1:X:131:GLU:N	2.25	0.52
1:f:206:GLU:O	1:f:210:ALA:N	2.37	0.52

*Continued on next page...*

*Continued from previous page...*

Atom-1	Atom-2	Interatomic distance (Å)	Clash overlap (Å)
1:i:130:LEU:HD12	1:i:131:GLU:N	2.25	0.52
1:l:130:LEU:HD12	1:l:131:GLU:N	2.25	0.52
1:m:43:LEU:HD23	1:m:47:LEU:HD13	1.92	0.52
1:0:43:LEU:HD23	1:0:47:LEU:HD13	1.92	0.51
1:2:43:LEU:HD23	1:2:47:LEU:HD13	1.93	0.51
1:4:43:LEU:HD23	1:4:47:LEU:HD13	1.92	0.51
1:L:190:SER:N	1:L:193:ASP:OD2	2.42	0.51
1:M:117:GLN:O	1:M:121:GLN:N	2.41	0.51
1:j:130:LEU:HD12	1:j:131:GLU:N	2.25	0.51
1:p:43:LEU:HD23	1:p:47:LEU:HD13	1.93	0.51
1:t:130:LEU:HD12	1:t:131:GLU:N	2.25	0.51
1:G:117:GLN:O	1:G:121:GLN:N	2.41	0.51
1:G:130:LEU:HD12	1:G:131:GLU:N	2.25	0.51
1:I:43:LEU:HD23	1:I:47:LEU:HD13	1.93	0.51
1:J:43:LEU:HD23	1:J:47:LEU:HD13	1.93	0.51
1:M:43:LEU:HD23	1:M:47:LEU:HD13	1.93	0.51
1:Y:43:LEU:HD23	1:Y:47:LEU:HD13	1.93	0.51
1:Z:43:LEU:HD23	1:Z:47:LEU:HD13	1.93	0.51
1:a:43:LEU:HD23	1:a:47:LEU:HD13	1.93	0.51
1:b:43:LEU:HD23	1:b:47:LEU:HD13	1.93	0.51
1:b:130:LEU:HD12	1:b:131:GLU:N	2.25	0.51
1:c:130:LEU:HD12	1:c:131:GLU:N	2.25	0.51
1:d:117:GLN:O	1:d:121:GLN:N	2.41	0.51
1:p:130:LEU:HD12	1:p:131:GLU:N	2.25	0.51
1:r:43:LEU:HD23	1:r:47:LEU:HD13	1.93	0.51
1:r:190:SER:N	1:r:193:ASP:OD2	2.42	0.51
1:6:117:GLN:O	1:6:121:GLN:N	2.41	0.51
1:B:117:GLN:O	1:B:121:GLN:N	2.41	0.51
1:L:43:LEU:HD23	1:L:47:LEU:HD13	1.93	0.51
1:O:130:LEU:HD12	1:O:131:GLU:N	2.25	0.51
1:R:130:LEU:HD12	1:R:131:GLU:N	2.25	0.51
1:k:43:LEU:HD23	1:k:47:LEU:HD13	1.93	0.51
1:l:43:LEU:HD23	1:l:47:LEU:HD13	1.93	0.51
1:m:130:LEU:HD12	1:m:131:GLU:N	2.25	0.51
1:o:43:LEU:HD23	1:o:47:LEU:HD13	1.93	0.51
1:x:130:LEU:HD12	1:x:131:GLU:N	2.25	0.51
1:3:43:LEU:HD23	1:3:47:LEU:HD13	1.93	0.51
1:U:130:LEU:HD12	1:U:131:GLU:N	2.25	0.51
1:X:43:LEU:HD23	1:X:47:LEU:HD13	1.92	0.51
1:4:130:LEU:HD12	1:4:131:GLU:N	2.25	0.51
1:J:130:LEU:HD12	1:J:131:GLU:N	2.25	0.51

*Continued on next page...*



*Continued from previous page...*

Atom-1	Atom-2	Interatomic distance (Å)	Clash overlap (Å)
1:N:43:LEU:HD23	1:N:47:LEU:HD13	1.93	0.51
1:c:43:LEU:HD23	1:c:47:LEU:HD13	1.93	0.51
1:i:117:GLN:O	1:i:121:GLN:N	2.40	0.51
1:n:43:LEU:HD23	1:n:47:LEU:HD13	1.93	0.51
1:q:43:LEU:HD23	1:q:47:LEU:HD13	1.93	0.51
1:3:117:GLN:O	1:3:121:GLN:N	2.41	0.51
1:5:43:LEU:HD23	1:5:47:LEU:HD13	1.93	0.51
1:6:43:LEU:HD23	1:6:47:LEU:HD13	1.92	0.51
1:A:43:LEU:HD23	1:A:47:LEU:HD13	1.93	0.51
1:T:43:LEU:HD23	1:T:47:LEU:HD13	1.92	0.51
1:d:43:LEU:HD23	1:d:47:LEU:HD13	1.93	0.51
1:s:43:LEU:HD23	1:s:47:LEU:HD13	1.93	0.51
1:t:43:LEU:HD23	1:t:47:LEU:HD13	1.93	0.51
1:1:43:LEU:HD23	1:1:47:LEU:HD13	1.93	0.51
1:B:43:LEU:HD23	1:B:47:LEU:HD13	1.93	0.51
1:W:43:LEU:HD23	1:W:47:LEU:HD13	1.93	0.51
1:z:43:LEU:HD23	1:z:47:LEU:HD13	1.92	0.51
1:H:43:LEU:HD23	1:H:47:LEU:HD13	1.93	0.51
1:j:43:LEU:HD23	1:j:47:LEU:HD13	1.93	0.51
1:G:43:LEU:HD23	1:G:47:LEU:HD13	1.93	0.51
1:e:117:GLN:O	1:e:121:GLN:N	2.40	0.51
1:t:117:GLN:O	1:t:121:GLN:N	2.41	0.51
1:5:117:GLN:O	1:5:121:GLN:N	2.41	0.51
1:I:117:GLN:O	1:I:121:GLN:N	2.41	0.51
1:O:43:LEU:HD23	1:O:47:LEU:HD13	1.93	0.51
1:O:117:GLN:O	1:O:121:GLN:N	2.41	0.51
1:S:117:GLN:O	1:S:121:GLN:N	2.41	0.51
1:V:117:GLN:O	1:V:121:GLN:N	2.41	0.51
1:X:117:GLN:O	1:X:121:GLN:N	2.41	0.51
1:i:43:LEU:HD23	1:i:47:LEU:HD13	1.92	0.51
1:j:117:GLN:O	1:j:121:GLN:N	2.41	0.51
1:u:117:GLN:O	1:u:121:GLN:N	2.41	0.51
1:y:43:LEU:HD23	1:y:47:LEU:HD13	1.93	0.51
1:A:117:GLN:O	1:A:121:GLN:N	2.41	0.50
1:x:117:GLN:O	1:x:121:GLN:N	2.41	0.50
1:7:43:LEU:HD23	1:7:47:LEU:HD13	1.93	0.50
1:C:43:LEU:HD23	1:C:47:LEU:HD13	1.92	0.50
1:P:43:LEU:HD23	1:P:47:LEU:HD13	1.93	0.50
1:e:43:LEU:HD23	1:e:47:LEU:HD13	1.93	0.50
1:g:117:GLN:O	1:g:121:GLN:N	2.41	0.50
1:1:117:GLN:O	1:1:121:GLN:N	2.41	0.50

*Continued on next page...*



*Continued from previous page...*

Atom-1	Atom-2	Interatomic distance (Å)	Clash overlap (Å)
1:f:43:LEU:HD23	1:f:47:LEU:HD13	1.93	0.50
1:h:32:LEU:HD13	1:i:155:ILE:HD11	1.94	0.50
1:h:43:LEU:HD23	1:h:47:LEU:HD13	1.93	0.50
1:u:43:LEU:HD23	1:u:47:LEU:HD13	1.92	0.50
1:v:43:LEU:HD23	1:v:47:LEU:HD13	1.93	0.50
1:y:117:GLN:O	1:y:121:GLN:N	2.41	0.50
1:E:117:GLN:O	1:E:121:GLN:N	2.41	0.50
1:R:89:GLU:O	1:R:93:GLN:N	2.38	0.50
1:S:43:LEU:HD23	1:S:47:LEU:HD13	1.93	0.50
1:U:43:LEU:HD23	1:U:47:LEU:HD13	1.93	0.50
1:V:89:GLU:O	1:V:93:GLN:N	2.38	0.50
1:f:117:GLN:O	1:f:121:GLN:N	2.41	0.50
1:w:43:LEU:HD23	1:w:47:LEU:HD13	1.92	0.50
1:x:89:GLU:O	1:x:93:GLN:N	2.38	0.50
1:A:89:GLU:O	1:A:93:GLN:N	2.38	0.50
1:E:43:LEU:HD23	1:E:47:LEU:HD13	1.93	0.50
1:F:32:LEU:HD13	1:G:155:ILE:HD11	1.94	0.50
1:F:43:LEU:HD23	1:F:47:LEU:HD13	1.93	0.50
1:Q:117:GLN:O	1:Q:121:GLN:N	2.41	0.50
1:R:32:LEU:HD13	1:S:155:ILE:HD11	1.94	0.50
1:R:43:LEU:HD23	1:R:47:LEU:HD13	1.93	0.50
1:U:32:LEU:HD13	1:V:155:ILE:HD11	1.94	0.50
1:V:43:LEU:HD23	1:V:47:LEU:HD13	1.93	0.50
1:h:117:GLN:O	1:h:121:GLN:N	2.41	0.50
1:x:32:LEU:HD13	1:y:155:ILE:HD11	1.94	0.50
1:x:43:LEU:HD23	1:x:47:LEU:HD13	1.93	0.50
1:7:117:GLN:O	1:7:121:GLN:N	2.41	0.50
1:C:117:GLN:O	1:C:121:GLN:N	2.41	0.50
1:D:43:LEU:HD23	1:D:47:LEU:HD13	1.93	0.50
1:G:32:LEU:HD13	1:H:155:ILE:HD11	1.94	0.50
1:S:89:GLU:O	1:S:93:GLN:N	2.38	0.50
1:r:117:GLN:O	1:r:121:GLN:N	2.41	0.50
1:y:89:GLU:O	1:y:93:GLN:N	2.38	0.50
1:5:89:GLU:O	1:5:93:GLN:N	2.38	0.50
1:D:32:LEU:HD13	1:E:155:ILE:HD11	1.94	0.50
1:K:57:THR:OG1	1:K:108:LEU:HD21	2.12	0.50
1:P:117:GLN:O	1:P:121:GLN:N	2.41	0.50
1:Q:43:LEU:HD23	1:Q:47:LEU:HD13	1.93	0.50
1:S:32:LEU:HD13	1:T:155:ILE:HD11	1.94	0.50
1:V:32:LEU:HD13	1:W:155:ILE:HD11	1.94	0.50
1:W:32:LEU:HD13	1:X:155:ILE:HD11	1.94	0.50

*Continued on next page...*

*Continued from previous page...*

Atom-1	Atom-2	Interatomic distance (Å)	Clash overlap (Å)
1:W:89:GLU:O	1:W:93:GLN:N	2.38	0.50
1:h:57:THR:OG1	1:h:108:LEU:HD21	2.12	0.50
1:j:32:LEU:HD13	1:k:155:ILE:HD11	1.94	0.50
1:l:57:THR:OG1	1:l:108:LEU:HD21	2.12	0.50
1:m:57:THR:OG1	1:m:108:LEU:HD21	2.12	0.50
1:v:32:LEU:HD13	1:w:155:ILE:HD11	1.94	0.50
1:E:32:LEU:HD13	1:F:155:ILE:HD11	1.94	0.50
1:E:57:THR:OG1	1:E:108:LEU:HD21	2.12	0.50
1:F:117:GLN:O	1:F:121:GLN:N	2.41	0.50
1:H:57:THR:OG1	1:H:108:LEU:HD21	2.12	0.50
1:g:43:LEU:HD23	1:g:47:LEU:HD13	1.93	0.50
1:i:32:LEU:HD13	1:j:155:ILE:HD11	1.94	0.50
1:m:117:GLN:O	1:m:121:GLN:N	2.41	0.50
1:n:57:THR:OG1	1:n:108:LEU:HD21	2.12	0.50
1:o:57:THR:OG1	1:o:108:LEU:HD21	2.12	0.50
1:q:57:THR:OG1	1:q:108:LEU:HD21	2.12	0.50
1:w:32:LEU:HD13	1:x:155:ILE:HD11	1.94	0.50
1:y:32:LEU:HD13	1:z:155:ILE:HD11	1.94	0.50
1:0:57:THR:OG1	1:0:108:LEU:HD21	2.12	0.49
1:0:155:ILE:HD11	1:z:32:LEU:HD13	1.94	0.49
1:D:117:GLN:O	1:D:121:GLN:N	2.41	0.49
1:F:57:THR:OG1	1:F:108:LEU:HD21	2.12	0.49
1:Q:32:LEU:HD13	1:R:155:ILE:HD11	1.94	0.49
1:T:89:GLU:O	1:T:93:GLN:N	2.38	0.49
1:W:57:THR:OG1	1:W:108:LEU:HD21	2.12	0.49
1:Z:57:THR:OG1	1:Z:108:LEU:HD21	2.12	0.49
1:g:57:THR:OG1	1:g:108:LEU:HD21	2.12	0.49
1:j:57:THR:OG1	1:j:108:LEU:HD21	2.12	0.49
1:p:57:THR:OG1	1:p:108:LEU:HD21	2.12	0.49
1:w:117:GLN:O	1:w:121:GLN:N	2.41	0.49
1:y:57:THR:OG1	1:y:108:LEU:HD21	2.12	0.49
1:3:32:LEU:HD13	1:4:155:ILE:HD11	1.94	0.49
1:A:57:THR:OG1	1:A:108:LEU:HD21	2.12	0.49
1:L:57:THR:OG1	1:L:108:LEU:HD21	2.12	0.49
1:P:57:THR:OG1	1:P:108:LEU:HD21	2.12	0.49
1:R:57:THR:OG1	1:R:108:LEU:HD21	2.12	0.49
1:T:57:THR:OG1	1:T:108:LEU:HD21	2.12	0.49
1:X:57:THR:OG1	1:X:108:LEU:HD21	2.12	0.49
1:b:32:LEU:HD13	1:c:155:ILE:HD11	1.94	0.49
1:c:57:THR:OG1	1:c:108:LEU:HD21	2.12	0.49
1:f:32:LEU:HD13	1:g:155:ILE:HD11	1.94	0.49

*Continued on next page...*

*Continued from previous page...*

Atom-1	Atom-2	Interatomic distance (Å)	Clash overlap (Å)
1:g:32:LEU:HD13	1:h:155:ILE:HD11	1.94	0.49
1:p:117:GLN:O	1:p:121:GLN:N	2.41	0.49
1:2:57:THR:OG1	1:2:108:LEU:HD21	2.12	0.49
1:4:57:THR:OG1	1:4:108:LEU:HD21	2.12	0.49
1:5:57:THR:OG1	1:5:108:LEU:HD21	2.12	0.49
1:H:32:LEU:HD13	1:I:155:ILE:HD11	1.94	0.49
1:J:57:THR:OG1	1:J:108:LEU:HD21	2.12	0.49
1:U:57:THR:OG1	1:U:108:LEU:HD21	2.12	0.49
1:Y:57:THR:OG1	1:Y:108:LEU:HD21	2.12	0.49
1:i:57:THR:OG1	1:i:108:LEU:HD21	2.12	0.49
1:u:57:THR:OG1	1:u:108:LEU:HD21	2.12	0.49
1:v:57:THR:OG1	1:v:108:LEU:HD21	2.12	0.49
1:v:117:GLN:O	1:v:121:GLN:N	2.41	0.49
1:z:57:THR:OG1	1:z:108:LEU:HD21	2.12	0.49
1:4:32:LEU:HD13	1:5:155:ILE:HD11	1.94	0.49
1:P:32:LEU:HD13	1:Q:155:ILE:HD11	1.94	0.49
1:R:117:GLN:O	1:R:121:GLN:N	2.41	0.49
1:U:117:GLN:O	1:U:121:GLN:N	2.41	0.49
1:X:32:LEU:HD13	1:Y:155:ILE:HD11	1.94	0.49
1:b:57:THR:OG1	1:b:108:LEU:HD21	2.12	0.49
1:d:57:THR:OG1	1:d:108:LEU:HD21	2.12	0.49
1:z:89:GLU:O	1:z:93:GLN:N	2.38	0.49
1:1:57:THR:OG1	1:1:108:LEU:HD21	2.12	0.49
1:O:57:THR:OG1	1:O:108:LEU:HD21	2.12	0.49
1:Q:57:THR:OG1	1:Q:108:LEU:HD21	2.12	0.49
1:r:57:THR:OG1	1:r:108:LEU:HD21	2.12	0.49
1:0:32:LEU:HD13	1:1:155:ILE:HD11	1.94	0.49
1:C:32:LEU:HD13	1:D:155:ILE:HD11	1.94	0.49
1:D:57:THR:OG1	1:D:108:LEU:HD21	2.12	0.49
1:G:57:THR:OG1	1:G:108:LEU:HD21	2.12	0.49
1:N:32:LEU:HD13	1:O:155:ILE:HD11	1.94	0.49
1:a:32:LEU:HD13	1:b:155:ILE:HD11	1.94	0.49
1:s:32:LEU:HD13	1:t:155:ILE:HD11	1.94	0.49
1:B:57:THR:OG1	1:B:108:LEU:HD21	2.12	0.49
1:I:32:LEU:HD13	1:J:155:ILE:HD11	1.94	0.49
1:S:57:THR:OG1	1:S:108:LEU:HD21	2.12	0.49
1:d:89:GLU:O	1:d:93:GLN:N	2.38	0.49
1:6:57:THR:OG1	1:6:108:LEU:HD21	2.12	0.49
1:I:57:THR:OG1	1:I:108:LEU:HD21	2.12	0.49
1:V:57:THR:OG1	1:V:108:LEU:HD21	2.12	0.49
1:X:89:GLU:O	1:X:93:GLN:N	2.38	0.49

*Continued on next page...*

*Continued from previous page...*

Atom-1	Atom-2	Interatomic distance (Å)	Clash overlap (Å)
1:Y:32:LEU:HD13	1:Z:155:ILE:HD11	1.94	0.49
1:k:32:LEU:HD13	1:l:155:ILE:HD11	1.94	0.49
1:m:32:LEU:HD13	1:n:155:ILE:HD11	1.94	0.49
1:o:32:LEU:HD13	1:p:155:ILE:HD11	1.94	0.49
1:q:89:GLU:O	1:q:93:GLN:N	2.38	0.49
1:t:57:THR:OG1	1:t:108:LEU:HD21	2.12	0.49
1:w:57:THR:OG1	1:w:108:LEU:HD21	2.12	0.49
1:x:57:THR:OG1	1:x:108:LEU:HD21	2.12	0.49
1:2:32:LEU:HD13	1:3:155:ILE:HD11	1.94	0.49
1:3:57:THR:OG1	1:3:108:LEU:HD21	2.12	0.49
1:K:32:LEU:HD13	1:L:155:ILE:HD11	1.94	0.49
1:M:32:LEU:HD13	1:N:155:ILE:HD11	1.94	0.49
1:O:32:LEU:HD13	1:P:155:ILE:HD11	1.94	0.49
1:e:32:LEU:HD13	1:f:155:ILE:HD11	1.94	0.49
1:l:32:LEU:HD13	1:m:155:ILE:HD11	1.94	0.49
1:p:32:LEU:HD13	1:q:155:ILE:HD11	1.94	0.49
1:t:32:LEU:HD13	1:u:155:ILE:HD11	1.94	0.49
1:J:32:LEU:HD13	1:K:155:ILE:HD11	1.94	0.49
1:c:32:LEU:HD13	1:d:155:ILE:HD11	1.94	0.49
1:k:57:THR:OG1	1:k:108:LEU:HD21	2.12	0.49
1:n:89:GLU:O	1:n:93:GLN:N	2.38	0.49
1:u:32:LEU:HD13	1:v:155:ILE:HD11	1.94	0.49
1:B:32:LEU:HD13	1:C:155:ILE:HD11	1.94	0.48
1:M:57:THR:OG1	1:M:108:LEU:HD21	2.12	0.48
1:a:117:GLN:O	1:a:121:GLN:N	2.41	0.48
1:f:57:THR:OG1	1:f:108:LEU:HD21	2.12	0.48
1:1:32:LEU:HD13	1:2:155:ILE:HD11	1.94	0.48
1:6:32:LEU:HD13	1:7:155:ILE:HD11	1.94	0.48
1:N:57:THR:OG1	1:N:108:LEU:HD21	2.12	0.48
1:P:97:TYR:O	1:P:101:THR:N	2.38	0.48
1:e:57:THR:OG1	1:e:108:LEU:HD21	2.12	0.48
1:r:32:LEU:HD13	1:s:155:ILE:HD11	1.94	0.48
1:A:32:LEU:HD13	1:B:155:ILE:HD11	1.94	0.48
1:d:32:LEU:HD13	1:e:155:ILE:HD11	1.94	0.48
1:q:32:LEU:HD13	1:r:155:ILE:HD11	1.94	0.48
1:7:57:THR:OG1	1:7:108:LEU:HD21	2.12	0.48
1:C:57:THR:OG1	1:C:108:LEU:HD21	2.12	0.48
1:V:97:TYR:O	1:V:101:THR:N	2.38	0.48
1:a:57:THR:OG1	1:a:108:LEU:HD21	2.12	0.48
1:0:89:GLU:O	1:0:93:GLN:N	2.38	0.48
1:5:32:LEU:HD13	1:6:155:ILE:HD11	1.94	0.48

*Continued on next page...*

*Continued from previous page...*

Atom-1	Atom-2	Interatomic distance (Å)	Clash overlap (Å)
1:B:89:GLU:O	1:B:93:GLN:N	2.38	0.48
1:S:97:TYR:O	1:S:101:THR:N	2.38	0.48
1:Z:32:LEU:HD13	1:a:155:ILE:HD11	1.94	0.48
1:s:57:THR:OG1	1:s:108:LEU:HD21	2.12	0.48
1:6:89:GLU:O	1:6:93:GLN:N	2.38	0.48
1:x:169:GLU:OE1	1:x:169:GLU:N	2.46	0.48
1:L:32:LEU:HD13	1:M:155:ILE:HD11	1.94	0.48
1:e:97:TYR:O	1:e:101:THR:N	2.38	0.48
1:r:169:GLU:OE1	1:r:169:GLU:N	2.46	0.48
1:B:69:GLN:O	1:B:73:GLU:N	2.38	0.47
1:L:89:GLU:O	1:L:93:GLN:N	2.38	0.47
1:Y:89:GLU:O	1:Y:93:GLN:N	2.38	0.47
1:u:69:GLN:O	1:u:73:GLU:N	2.38	0.47
1:z:169:GLU:OE1	1:z:169:GLU:N	2.46	0.47
1:1:201:GLU:O	1:1:205:VAL:HG22	2.15	0.47
1:3:201:GLU:O	1:3:205:VAL:HG22	2.15	0.47
1:6:69:GLN:O	1:6:73:GLU:N	2.38	0.47
1:A:53:THR:O	1:A:57:THR:HG23	2.15	0.47
1:G:97:TYR:O	1:G:101:THR:N	2.38	0.47
1:G:201:GLU:O	1:G:205:VAL:HG22	2.15	0.47
1:c:169:GLU:OE1	1:c:169:GLU:N	2.46	0.47
1:n:144:LYS:HA	1:n:147:ILE:HG22	1.97	0.47
1:q:144:LYS:HA	1:q:147:ILE:HG22	1.97	0.47
1:x:201:GLU:O	1:x:205:VAL:HG22	2.15	0.47
1:5:53:THR:O	1:5:57:THR:HG23	2.15	0.47
1:I:169:GLU:OE1	1:I:169:GLU:N	2.46	0.47
1:I:201:GLU:O	1:I:205:VAL:HG22	2.15	0.47
1:K:144:LYS:HA	1:K:147:ILE:HG22	1.97	0.47
1:R:201:GLU:O	1:R:205:VAL:HG22	2.15	0.47
1:a:201:GLU:O	1:a:205:VAL:HG22	2.15	0.47
1:b:201:GLU:O	1:b:205:VAL:HG22	2.15	0.47
1:c:53:THR:O	1:c:57:THR:HG23	2.15	0.47
1:c:144:LYS:HA	1:c:147:ILE:HG22	1.96	0.47
1:f:69:GLN:O	1:f:73:GLU:N	2.38	0.47
1:i:169:GLU:OE1	1:i:169:GLU:N	2.46	0.47
1:m:201:GLU:O	1:m:205:VAL:HG22	2.15	0.47
1:o:201:GLU:O	1:o:205:VAL:HG22	2.15	0.47
1:z:201:GLU:O	1:z:205:VAL:HG22	2.15	0.47
1:2:89:GLU:O	1:2:93:GLN:N	2.38	0.47
1:2:201:GLU:O	1:2:205:VAL:HG22	2.15	0.47
1:4:53:THR:O	1:4:57:THR:HG23	2.15	0.47

*Continued on next page...*

*Continued from previous page...*

Atom-1	Atom-2	Interatomic distance (Å)	Clash overlap (Å)
1:7:201:GLU:O	1:7:205:VAL:HG22	2.15	0.47
1:C:201:GLU:O	1:C:205:VAL:HG22	2.15	0.47
1:D:201:GLU:O	1:D:205:VAL:HG22	2.15	0.47
1:G:53:THR:O	1:G:57:THR:HG23	2.15	0.47
1:L:144:LYS:HA	1:L:147:ILE:HG22	1.97	0.47
1:N:69:GLN:O	1:N:73:GLU:N	2.38	0.47
1:S:201:GLU:O	1:S:205:VAL:HG22	2.15	0.47
1:U:97:TYR:O	1:U:101:THR:N	2.38	0.47
1:U:201:GLU:O	1:U:205:VAL:HG22	2.15	0.47
1:V:201:GLU:O	1:V:205:VAL:HG22	2.15	0.47
1:b:53:THR:O	1:b:57:THR:HG23	2.15	0.47
1:c:69:GLN:O	1:c:73:GLU:N	2.38	0.47
1:d:53:THR:O	1:d:57:THR:HG23	2.15	0.47
1:g:53:THR:O	1:g:57:THR:HG23	2.15	0.47
1:g:169:GLU:OE1	1:g:169:GLU:N	2.46	0.47
1:j:53:THR:O	1:j:57:THR:HG23	2.15	0.47
1:k:201:GLU:O	1:k:205:VAL:HG22	2.15	0.47
1:l:201:GLU:O	1:l:205:VAL:HG22	2.15	0.47
1:m:144:LYS:HA	1:m:147:ILE:HG22	1.97	0.47
1:p:144:LYS:HA	1:p:147:ILE:HG22	1.97	0.47
1:p:201:GLU:O	1:p:205:VAL:HG22	2.15	0.47
1:v:169:GLU:OE1	1:v:169:GLU:N	2.46	0.47
1:0:53:THR:O	1:0:57:THR:HG23	2.15	0.47
1:1:53:THR:O	1:1:57:THR:HG23	2.15	0.47
1:2:53:THR:O	1:2:57:THR:HG23	2.15	0.47
1:3:53:THR:O	1:3:57:THR:HG23	2.15	0.47
1:4:144:LYS:HA	1:4:147:ILE:HG22	1.97	0.47
1:5:144:LYS:HA	1:5:147:ILE:HG22	1.97	0.47
1:6:53:THR:O	1:6:57:THR:HG23	2.15	0.47
1:A:144:LYS:HA	1:A:147:ILE:HG22	1.97	0.47
1:B:53:THR:O	1:B:57:THR:HG23	2.15	0.47
1:D:53:THR:O	1:D:57:THR:HG23	2.15	0.47
1:E:53:THR:O	1:E:57:THR:HG23	2.15	0.47
1:E:69:GLN:O	1:E:73:GLU:N	2.38	0.47
1:E:201:GLU:O	1:E:205:VAL:HG22	2.15	0.47
1:F:53:THR:O	1:F:57:THR:HG23	2.15	0.47
1:H:53:THR:O	1:H:57:THR:HG23	2.15	0.47
1:H:69:GLN:O	1:H:73:GLU:N	2.38	0.47
1:H:201:GLU:O	1:H:205:VAL:HG22	2.15	0.47
1:J:201:GLU:O	1:J:205:VAL:HG22	2.15	0.47
1:N:97:TYR:O	1:N:101:THR:N	2.38	0.47

*Continued on next page...*

*Continued from previous page...*

Atom-1	Atom-2	Interatomic distance (Å)	Clash overlap (Å)
1:N:201:GLU:O	1:N:205:VAL:HG22	2.15	0.47
1:P:53:THR:O	1:P:57:THR:HG23	2.15	0.47
1:P:169:GLU:OE1	1:P:169:GLU:N	2.46	0.47
1:Q:69:GLN:O	1:Q:73:GLU:N	2.38	0.47
1:R:97:TYR:O	1:R:101:THR:N	2.38	0.47
1:V:53:THR:O	1:V:57:THR:HG23	2.15	0.47
1:W:201:GLU:O	1:W:205:VAL:HG22	2.15	0.47
1:X:201:GLU:O	1:X:205:VAL:HG22	2.15	0.47
1:Y:53:THR:O	1:Y:57:THR:HG23	2.15	0.47
1:Y:201:GLU:O	1:Y:205:VAL:HG22	2.15	0.47
1:Z:53:THR:O	1:Z:57:THR:HG23	2.15	0.47
1:a:53:THR:O	1:a:57:THR:HG23	2.15	0.47
1:e:89:GLU:O	1:e:93:GLN:N	2.38	0.47
1:f:201:GLU:O	1:f:205:VAL:HG22	2.15	0.47
1:g:97:TYR:O	1:g:101:THR:N	2.38	0.47
1:g:201:GLU:O	1:g:205:VAL:HG22	2.15	0.47
1:h:201:GLU:O	1:h:205:VAL:HG22	2.15	0.47
1:i:53:THR:O	1:i:57:THR:HG23	2.15	0.47
1:i:201:GLU:O	1:i:205:VAL:HG22	2.15	0.47
1:o:69:GLN:O	1:o:73:GLU:N	2.38	0.47
1:r:69:GLN:O	1:r:73:GLU:N	2.38	0.47
1:s:201:GLU:O	1:s:205:VAL:HG22	2.15	0.47
1:u:53:THR:O	1:u:57:THR:HG23	2.15	0.47
1:v:53:THR:O	1:v:57:THR:HG23	2.15	0.47
1:w:201:GLU:O	1:w:205:VAL:HG22	2.15	0.47
1:x:69:GLN:O	1:x:73:GLU:N	2.38	0.47
1:y:201:GLU:O	1:y:205:VAL:HG22	2.15	0.47
1:1:144:LYS:HA	1:1:147:ILE:HG22	1.97	0.47
1:1:169:GLU:OE1	1:1:169:GLU:N	2.46	0.47
1:4:201:GLU:O	1:4:205:VAL:HG22	2.15	0.47
1:O:53:THR:O	1:O:57:THR:HG23	2.15	0.47
1:Q:53:THR:O	1:Q:57:THR:HG23	2.15	0.47
1:S:53:THR:O	1:S:57:THR:HG23	2.15	0.47
1:W:69:GLN:O	1:W:73:GLU:N	2.38	0.47
1:Y:144:LYS:HA	1:Y:147:ILE:HG22	1.97	0.47
1:Z:69:GLN:O	1:Z:73:GLU:N	2.38	0.47
1:Z:144:LYS:HA	1:Z:147:ILE:HG22	1.97	0.47
1:Z:201:GLU:O	1:Z:205:VAL:HG22	2.15	0.47
1:k:53:THR:O	1:k:57:THR:HG23	2.15	0.47
1:m:169:GLU:OE1	1:m:169:GLU:N	2.46	0.47
1:t:201:GLU:O	1:t:205:VAL:HG22	2.15	0.47

*Continued on next page...*



*Continued from previous page...*

Atom-1	Atom-2	Interatomic distance (Å)	Clash overlap (Å)
1:y:53:THR:O	1:y:57:THR:HG23	2.15	0.47
1:0:69:GLN:O	1:0:73:GLU:N	2.38	0.47
1:0:144:LYS:HA	1:0:147:ILE:HG22	1.97	0.47
1:1:127:ARG:HA	1:1:130:LEU:HD21	1.97	0.47
1:3:127:ARG:HA	1:3:130:LEU:HD21	1.97	0.47
1:J:144:LYS:HA	1:J:147:ILE:HG22	1.97	0.47
1:M:201:GLU:O	1:M:205:VAL:HG22	2.15	0.47
1:N:169:GLU:OE1	1:N:169:GLU:N	2.46	0.47
1:Q:201:GLU:O	1:Q:205:VAL:HG22	2.15	0.47
1:T:201:GLU:O	1:T:205:VAL:HG22	2.15	0.47
1:X:53:THR:O	1:X:57:THR:HG23	2.15	0.47
1:a:127:ARG:HA	1:a:130:LEU:HD21	1.97	0.47
1:b:144:LYS:HA	1:b:147:ILE:HG22	1.97	0.47
1:e:201:GLU:O	1:e:205:VAL:HG22	2.15	0.47
1:f:53:THR:O	1:f:57:THR:HG23	2.15	0.47
1:h:53:THR:O	1:h:57:THR:HG23	2.15	0.47
1:i:69:GLN:O	1:i:73:GLU:N	2.38	0.47
1:j:201:GLU:O	1:j:205:VAL:HG22	2.15	0.47
1:m:127:ARG:HA	1:m:130:LEU:HD21	1.97	0.47
1:p:127:ARG:HA	1:p:130:LEU:HD21	1.97	0.47
1:p:169:GLU:OE1	1:p:169:GLU:N	2.46	0.47
1:r:144:LYS:HA	1:r:147:ILE:HG22	1.97	0.47
1:v:97:TYR:O	1:v:101:THR:N	2.38	0.47
1:x:53:THR:O	1:x:57:THR:HG23	2.15	0.47
1:3:69:GLN:O	1:3:73:GLU:N	2.38	0.47
1:F:97:TYR:O	1:F:101:THR:N	2.38	0.47
1:I:53:THR:O	1:I:57:THR:HG23	2.15	0.47
1:K:69:GLN:O	1:K:73:GLU:N	2.38	0.47
1:K:127:ARG:HA	1:K:130:LEU:HD21	1.97	0.47
1:K:201:GLU:O	1:K:205:VAL:HG22	2.15	0.47
1:L:201:GLU:O	1:L:205:VAL:HG22	2.15	0.47
1:R:169:GLU:OE1	1:R:169:GLU:N	2.46	0.47
1:T:53:THR:O	1:T:57:THR:HG23	2.15	0.47
1:T:69:GLN:O	1:T:73:GLU:N	2.38	0.47
1:Z:89:GLU:O	1:Z:93:GLN:N	2.38	0.47
1:e:53:THR:O	1:e:57:THR:HG23	2.15	0.47
1:k:127:ARG:HA	1:k:130:LEU:HD21	1.97	0.47
1:l:69:GLN:O	1:l:73:GLU:N	2.38	0.47
1:r:127:ARG:HA	1:r:130:LEU:HD21	1.97	0.47
1:t:53:THR:O	1:t:57:THR:HG23	2.15	0.47
1:w:53:THR:O	1:w:57:THR:HG23	2.15	0.47

*Continued on next page...*



*Continued from previous page...*

Atom-1	Atom-2	Interatomic distance (Å)	Clash overlap (Å)
1:6:201:GLU:O	1:6:205:VAL:HG22	2.15	0.46
1:I:127:ARG:HA	1:I:130:LEU:HD21	1.97	0.46
1:L:127:ARG:HA	1:L:130:LEU:HD21	1.97	0.46
1:O:201:GLU:O	1:O:205:VAL:HG22	2.15	0.46
1:U:169:GLU:OE1	1:U:169:GLU:N	2.46	0.46
1:W:53:THR:O	1:W:57:THR:HG23	2.15	0.46
1:X:144:LYS:HA	1:X:147:ILE:HG22	1.97	0.46
1:Y:127:ARG:HA	1:Y:130:LEU:HD21	1.97	0.46
1:Z:127:ARG:HA	1:Z:130:LEU:HD21	1.97	0.46
1:a:169:GLU:OE1	1:a:169:GLU:N	2.46	0.46
1:d:144:LYS:HA	1:d:147:ILE:HG22	1.97	0.46
1:k:169:GLU:OE1	1:k:169:GLU:N	2.46	0.46
1:l:127:ARG:HA	1:l:130:LEU:HD21	1.97	0.46
1:r:201:GLU:O	1:r:205:VAL:HG22	2.15	0.46
1:t:97:TYR:O	1:t:101:THR:N	2.38	0.46
1:z:53:THR:O	1:z:57:THR:HG23	2.15	0.46
1:4:127:ARG:HA	1:4:130:LEU:HD21	1.97	0.46
1:C:89:GLU:O	1:C:93:GLN:N	2.38	0.46
1:J:127:ARG:HA	1:J:130:LEU:HD21	1.97	0.46
1:R:53:THR:O	1:R:57:THR:HG23	2.15	0.46
1:T:169:GLU:OE1	1:T:169:GLU:N	2.46	0.46
1:U:53:THR:O	1:U:57:THR:HG23	2.15	0.46
1:Z:169:GLU:OE1	1:Z:169:GLU:N	2.46	0.46
1:b:127:ARG:HA	1:b:130:LEU:HD21	1.97	0.46
1:c:127:ARG:HA	1:c:130:LEU:HD21	1.97	0.46
1:o:53:THR:O	1:o:57:THR:HG23	2.15	0.46
1:o:127:ARG:HA	1:o:130:LEU:HD21	1.97	0.46
1:r:89:GLU:O	1:r:93:GLN:N	2.38	0.46
1:z:127:ARG:HA	1:z:130:LEU:HD21	1.97	0.46
1:2:127:ARG:HA	1:2:130:LEU:HD21	1.97	0.46
1:2:144:LYS:HA	1:2:147:ILE:HG22	1.97	0.46
1:3:144:LYS:HA	1:3:147:ILE:HG22	1.97	0.46
1:5:127:ARG:HA	1:5:130:LEU:HD21	1.97	0.46
1:B:201:GLU:O	1:B:205:VAL:HG22	2.15	0.46
1:C:53:THR:O	1:C:57:THR:HG23	2.15	0.46
1:H:97:TYR:O	1:H:101:THR:N	2.38	0.46
1:M:127:ARG:HA	1:M:130:LEU:HD21	1.97	0.46
1:M:144:LYS:HA	1:M:147:ILE:HG22	1.96	0.46
1:N:53:THR:O	1:N:57:THR:HG23	2.15	0.46
1:U:144:LYS:HA	1:U:147:ILE:HG22	1.97	0.46
1:W:169:GLU:OE1	1:W:169:GLU:N	2.46	0.46

*Continued on next page...*

*Continued from previous page...*

Atom-1	Atom-2	Interatomic distance (Å)	Clash overlap (Å)
1:X:127:ARG:HA	1:X:130:LEU:HD21	1.97	0.46
1:c:201:GLU:O	1:c:205:VAL:HG22	2.15	0.46
1:l:53:THR:O	1:l:57:THR:HG23	2.15	0.46
1:q:127:ARG:HA	1:q:130:LEU:HD21	1.97	0.46
1:u:201:GLU:O	1:u:205:VAL:HG22	2.15	0.46
1:w:144:LYS:HA	1:w:147:ILE:HG22	1.97	0.46
1:0:127:ARG:HA	1:0:130:LEU:HD21	1.97	0.46
1:1:89:GLU:O	1:1:93:GLN:N	2.38	0.46
1:7:53:THR:O	1:7:57:THR:HG23	2.15	0.46
1:7:89:GLU:O	1:7:93:GLN:N	2.38	0.46
1:A:127:ARG:HA	1:A:130:LEU:HD21	1.97	0.46
1:B:144:LYS:HA	1:B:147:ILE:HG22	1.96	0.46
1:E:144:LYS:HA	1:E:147:ILE:HG22	1.97	0.46
1:H:127:ARG:HA	1:H:130:LEU:HD21	1.97	0.46
1:N:127:ARG:HA	1:N:130:LEU:HD21	1.97	0.46
1:R:144:LYS:HA	1:R:147:ILE:HG22	1.97	0.46
1:g:144:LYS:HA	1:g:147:ILE:HG22	1.97	0.46
1:j:127:ARG:HA	1:j:130:LEU:HD21	1.97	0.46
1:l:144:LYS:HA	1:l:147:ILE:HG22	1.97	0.46
1:n:127:ARG:HA	1:n:130:LEU:HD21	1.97	0.46
1:6:144:LYS:HA	1:6:147:ILE:HG22	1.97	0.46
1:6:169:GLU:OE1	1:6:169:GLU:N	2.46	0.46
1:D:169:GLU:OE1	1:D:169:GLU:N	2.46	0.46
1:G:127:ARG:HA	1:G:130:LEU:HD21	1.97	0.46
1:J:53:THR:O	1:J:57:THR:HG23	2.15	0.46
1:e:169:GLU:OE1	1:e:169:GLU:N	2.46	0.46
1:h:144:LYS:HA	1:h:147:ILE:HG22	1.97	0.46
1:o:144:LYS:HA	1:o:147:ILE:HG22	1.97	0.46
1:s:127:ARG:HA	1:s:130:LEU:HD21	1.97	0.46
1:z:97:TYR:O	1:z:101:THR:N	2.38	0.46
1:B:169:GLU:OE1	1:B:169:GLU:N	2.46	0.46
1:C:97:TYR:O	1:C:101:THR:N	2.38	0.46
1:L:169:GLU:OE1	1:L:169:GLU:N	2.46	0.46
1:O:144:LYS:HA	1:O:147:ILE:HG22	1.97	0.46
1:Q:144:LYS:HA	1:Q:147:ILE:HG22	1.97	0.46
1:T:127:ARG:HA	1:T:130:LEU:HD21	1.97	0.46
1:V:144:LYS:HA	1:V:147:ILE:HG22	1.97	0.46
1:s:53:THR:O	1:s:57:THR:HG23	2.15	0.46
1:v:201:GLU:O	1:v:205:VAL:HG22	2.15	0.46
1:6:127:ARG:HA	1:6:130:LEU:HD21	1.97	0.46
1:B:127:ARG:HA	1:B:130:LEU:HD21	1.97	0.46

*Continued on next page...*

*Continued from previous page...*

Atom-1	Atom-2	Interatomic distance (Å)	Clash overlap (Å)
1:S:144:LYS:HA	1:S:147:ILE:HG22	1.97	0.46
1:W:127:ARG:HA	1:W:130:LEU:HD21	1.97	0.46
1:d:127:ARG:HA	1:d:130:LEU:HD21	1.97	0.46
1:m:53:THR:O	1:m:57:THR:HG23	2.15	0.46
1:p:53:THR:O	1:p:57:THR:HG23	2.15	0.46
1:t:127:ARG:HA	1:t:130:LEU:HD21	1.97	0.46
1:t:144:LYS:HA	1:t:147:ILE:HG22	1.97	0.46
1:t:169:GLU:OE1	1:t:169:GLU:N	2.46	0.46
1:x:144:LYS:HA	1:x:147:ILE:HG22	1.97	0.46
1:y:127:ARG:HA	1:y:130:LEU:HD21	1.97	0.46
1:y:144:LYS:HA	1:y:147:ILE:HG22	1.97	0.46
1:5:201:GLU:O	1:5:205:VAL:HG22	2.15	0.46
1:7:97:TYR:O	1:7:101:THR:N	2.38	0.46
1:A:201:GLU:O	1:A:205:VAL:HG22	2.15	0.46
1:C:144:LYS:HA	1:C:147:ILE:HG22	1.96	0.46
1:D:144:LYS:HA	1:D:147:ILE:HG22	1.97	0.46
1:F:144:LYS:HA	1:F:147:ILE:HG22	1.97	0.46
1:F:169:GLU:OE1	1:F:169:GLU:N	2.46	0.46
1:F:201:GLU:O	1:F:205:VAL:HG22	2.15	0.46
1:G:144:LYS:HA	1:G:147:ILE:HG22	1.97	0.46
1:M:53:THR:O	1:M:57:THR:HG23	2.15	0.46
1:N:144:LYS:HA	1:N:147:ILE:HG22	1.96	0.46
1:P:144:LYS:HA	1:P:147:ILE:HG22	1.97	0.46
1:S:127:ARG:HA	1:S:130:LEU:HD21	1.97	0.46
1:V:127:ARG:HA	1:V:130:LEU:HD21	1.97	0.46
1:d:201:GLU:O	1:d:205:VAL:HG22	2.15	0.46
1:f:144:LYS:HA	1:f:147:ILE:HG22	1.97	0.46
1:i:144:LYS:HA	1:i:147:ILE:HG22	1.97	0.46
1:n:201:GLU:O	1:n:205:VAL:HG22	2.15	0.46
1:q:201:GLU:O	1:q:205:VAL:HG22	2.15	0.46
1:u:144:LYS:HA	1:u:147:ILE:HG22	1.97	0.46
1:v:144:LYS:HA	1:v:147:ILE:HG22	1.96	0.46
1:z:144:LYS:HA	1:z:147:ILE:HG22	1.97	0.46
1:H:144:LYS:HA	1:H:147:ILE:HG22	1.97	0.46
1:P:201:GLU:O	1:P:205:VAL:HG22	2.15	0.46
1:c:97:TYR:O	1:c:101:THR:N	2.38	0.46
1:j:144:LYS:HA	1:j:147:ILE:HG22	1.97	0.46
1:q:53:THR:O	1:q:57:THR:HG23	2.15	0.46
1:y:97:TYR:O	1:y:101:THR:N	2.38	0.46
1:0:201:GLU:O	1:0:205:VAL:HG22	2.15	0.46
1:7:144:LYS:HA	1:7:147:ILE:HG22	1.97	0.46

*Continued on next page...*

*Continued from previous page...*

Atom-1	Atom-2	Interatomic distance (Å)	Clash overlap (Å)
1:K:53:THR:O	1:K:57:THR:HG23	2.15	0.46
1:L:53:THR:O	1:L:57:THR:HG23	2.15	0.46
1:O:127:ARG:HA	1:O:130:LEU:HD21	1.97	0.46
1:T:144:LYS:HA	1:T:147:ILE:HG22	1.96	0.46
1:e:127:ARG:HA	1:e:130:LEU:HD21	1.97	0.46
1:f:89:GLU:O	1:f:93:GLN:N	2.38	0.46
1:n:169:GLU:OE1	1:n:169:GLU:N	2.46	0.46
1:r:53:THR:O	1:r:57:THR:HG23	2.15	0.46
1:u:127:ARG:HA	1:u:130:LEU:HD21	1.97	0.46
1:F:127:ARG:HA	1:F:130:LEU:HD21	1.97	0.45
1:W:144:LYS:HA	1:W:147:ILE:HG22	1.97	0.45
1:a:144:LYS:HA	1:a:147:ILE:HG22	1.97	0.45
1:i:127:ARG:HA	1:i:130:LEU:HD21	1.97	0.45
1:n:53:THR:O	1:n:57:THR:HG23	2.15	0.45
1:q:169:GLU:OE1	1:q:169:GLU:N	2.46	0.45
1:w:169:GLU:OE1	1:w:169:GLU:N	2.46	0.45
1:4:169:GLU:OE1	1:4:169:GLU:N	2.46	0.45
1:C:127:ARG:HA	1:C:130:LEU:HD21	1.97	0.45
1:R:127:ARG:HA	1:R:130:LEU:HD21	1.97	0.45
1:U:127:ARG:HA	1:U:130:LEU:HD21	1.97	0.45
1:e:144:LYS:HA	1:e:147:ILE:HG22	1.97	0.45
1:h:127:ARG:HA	1:h:130:LEU:HD21	1.97	0.45
1:k:144:LYS:HA	1:k:147:ILE:HG22	1.97	0.45
1:5:97:TYR:O	1:5:101:THR:N	2.38	0.45
1:7:127:ARG:HA	1:7:130:LEU:HD21	1.97	0.45
1:A:97:TYR:O	1:A:101:THR:N	2.38	0.45
1:f:127:ARG:HA	1:f:130:LEU:HD21	1.97	0.45
1:g:127:ARG:HA	1:g:130:LEU:HD21	1.97	0.45
1:s:144:LYS:HA	1:s:147:ILE:HG22	1.97	0.45
1:v:127:ARG:HA	1:v:130:LEU:HD21	1.97	0.45
1:0:97:TYR:O	1:0:101:THR:N	2.38	0.45
1:E:127:ARG:HA	1:E:130:LEU:HD21	1.97	0.45
1:I:144:LYS:HA	1:I:147:ILE:HG22	1.97	0.45
1:P:127:ARG:HA	1:P:130:LEU:HD21	1.97	0.45
1:Q:127:ARG:HA	1:Q:130:LEU:HD21	1.97	0.45
1:u:169:GLU:OE1	1:u:169:GLU:N	2.46	0.45
1:x:127:ARG:HA	1:x:130:LEU:HD21	1.97	0.45
1:y:69:GLN:O	1:y:73:GLU:N	2.38	0.45
1:D:89:GLU:O	1:D:93:GLN:N	2.38	0.45
1:E:89:GLU:O	1:E:93:GLN:N	2.38	0.45
1:K:169:GLU:OE1	1:K:169:GLU:N	2.46	0.45

*Continued on next page...*

*Continued from previous page...*

Atom-1	Atom-2	Interatomic distance (Å)	Clash overlap (Å)
1:w:127:ARG:HA	1:w:130:LEU:HD21	1.97	0.45
1:4:97:TYR:O	1:4:101:THR:N	2.38	0.45
1:F:69:GLN:O	1:F:73:GLU:N	2.38	0.45
1:H:89:GLU:O	1:H:93:GLN:N	2.38	0.45
1:H:169:GLU:OE1	1:H:169:GLU:N	2.46	0.45
1:X:69:GLN:O	1:X:73:GLU:N	2.38	0.45
1:j:69:GLN:O	1:j:73:GLU:N	2.38	0.45
1:M:89:GLU:O	1:M:93:GLN:N	2.38	0.45
1:O:97:TYR:O	1:O:101:THR:N	2.38	0.45
1:Y:169:GLU:OE1	1:Y:169:GLU:N	2.46	0.45
1:h:169:GLU:OE1	1:h:169:GLU:N	2.46	0.45
1:D:127:ARG:HA	1:D:130:LEU:HD21	1.97	0.45
1:e:69:GLN:O	1:e:73:GLU:N	2.38	0.45
1:k:97:TYR:O	1:k:101:THR:N	2.38	0.45
1:y:169:GLU:OE1	1:y:169:GLU:N	2.46	0.45
1:I:69:GLN:O	1:I:73:GLU:N	2.38	0.45
1:S:169:GLU:OE1	1:S:169:GLU:N	2.46	0.45
1:U:69:GLN:O	1:U:73:GLU:N	2.38	0.45
1:j:97:TYR:O	1:j:101:THR:N	2.38	0.45
1:r:97:TYR:O	1:r:101:THR:N	2.38	0.45
1:C:86:LEU:HD22	1:V:192:LEU:HD13	2.00	0.44
1:D:86:LEU:HD22	1:W:192:LEU:HD13	2.00	0.44
1:J:86:LEU:HD22	1:c:192:LEU:HD13	2.00	0.44
1:V:169:GLU:OE1	1:V:169:GLU:N	2.46	0.44
1:e:86:LEU:HD22	1:x:192:LEU:HD13	2.00	0.44
1:g:89:GLU:O	1:g:93:GLN:N	2.38	0.44
1:s:169:GLU:OE1	1:s:169:GLU:N	2.46	0.44
1:v:89:GLU:O	1:v:93:GLN:N	2.38	0.44
1:6:86:LEU:HD22	1:R:192:LEU:HD13	2.00	0.44
1:7:86:LEU:HD22	1:S:192:LEU:HD13	2.00	0.44
1:B:86:LEU:HD22	1:U:192:LEU:HD13	2.00	0.44
1:G:169:GLU:OE1	1:G:169:GLU:N	2.46	0.44
1:G:192:LEU:HD13	1:v:86:LEU:HD22	2.00	0.44
1:I:97:TYR:O	1:I:101:THR:N	2.38	0.44
1:J:169:GLU:OE1	1:J:169:GLU:N	2.46	0.44
1:K:86:LEU:HD22	1:d:192:LEU:HD13	2.00	0.44
1:P:86:LEU:HD22	1:i:192:LEU:HD13	2.00	0.44
1:a:86:LEU:HD22	1:t:192:LEU:HD13	2.00	0.44
1:b:169:GLU:OE1	1:b:169:GLU:N	2.46	0.44
1:j:89:GLU:O	1:j:93:GLN:N	2.38	0.44
1:0:86:LEU:HD22	1:L:192:LEU:HD13	2.00	0.44

*Continued on next page...*

*Continued from previous page...*

Atom-1	Atom-2	Interatomic distance (Å)	Clash overlap (Å)
1:1:86:LEU:HD22	1:M:192:LEU:HD13	2.00	0.44
1:2:86:LEU:HD22	1:N:192:LEU:HD13	2.00	0.44
1:3:86:LEU:HD22	1:O:192:LEU:HD13	2.00	0.44
1:5:192:LEU:HD13	1:m:86:LEU:HD22	2.00	0.44
1:A:192:LEU:HD13	1:p:86:LEU:HD22	2.00	0.44
1:F:192:LEU:HD13	1:u:86:LEU:HD22	2.00	0.44
1:L:86:LEU:HD22	1:e:192:LEU:HD13	2.00	0.44
1:O:86:LEU:HD22	1:h:192:LEU:HD13	2.00	0.44
1:Q:86:LEU:HD22	1:j:192:LEU:HD13	2.00	0.44
1:R:69:GLN:O	1:R:73:GLU:N	2.38	0.44
1:Z:86:LEU:HD22	1:s:192:LEU:HD13	2.00	0.44
1:d:86:LEU:HD22	1:w:192:LEU:HD13	2.00	0.44
1:f:86:LEU:HD22	1:y:192:LEU:HD13	2.00	0.44
1:f:169:GLU:OE1	1:f:169:GLU:N	2.46	0.44
1:0:141:ALA:CB	1:z:50:THR:HG22	2.48	0.44
1:2:169:GLU:OE1	1:2:169:GLU:N	2.46	0.44
1:4:86:LEU:HD22	1:P:192:LEU:HD13	2.00	0.44
1:4:192:LEU:HD13	1:l:86:LEU:HD22	2.00	0.44
1:5:86:LEU:HD22	1:Q:192:LEU:HD13	2.00	0.44
1:6:192:LEU:HD13	1:n:86:LEU:HD22	2.00	0.44
1:B:192:LEU:HD13	1:q:86:LEU:HD22	2.00	0.44
1:C:192:LEU:HD13	1:r:86:LEU:HD22	2.00	0.44
1:E:86:LEU:HD22	1:X:192:LEU:HD13	2.00	0.44
1:E:192:LEU:HD13	1:t:86:LEU:HD22	2.00	0.44
1:I:86:LEU:HD22	1:b:192:LEU:HD13	2.00	0.44
1:M:86:LEU:HD22	1:f:192:LEU:HD13	2.00	0.44
1:U:50:THR:HG22	1:V:141:ALA:CB	2.48	0.44
1:Y:86:LEU:HD22	1:r:192:LEU:HD13	2.00	0.44
1:c:86:LEU:HD22	1:v:192:LEU:HD13	2.00	0.44
1:g:86:LEU:HD22	1:z:192:LEU:HD13	2.00	0.44
1:l:97:TYR:O	1:l:101:THR:N	2.38	0.44
1:o:97:TYR:O	1:o:101:THR:N	2.38	0.44
1:0:50:THR:HG22	1:1:141:ALA:CB	2.48	0.44
1:3:192:LEU:HD13	1:k:86:LEU:HD22	2.00	0.44
1:D:192:LEU:HD13	1:s:86:LEU:HD22	2.00	0.44
1:H:192:LEU:HD13	1:w:86:LEU:HD22	2.00	0.44
1:J:50:THR:HG22	1:K:141:ALA:CB	2.48	0.44
1:L:97:TYR:O	1:L:101:THR:N	2.38	0.44
1:M:97:TYR:O	1:M:101:THR:N	2.38	0.44
1:N:86:LEU:HD22	1:g:192:LEU:HD13	2.00	0.44
1:Q:50:THR:HG22	1:R:141:ALA:CB	2.48	0.44

*Continued on next page...*

*Continued from previous page...*

Atom-1	Atom-2	Interatomic distance (Å)	Clash overlap (Å)
1:R:50:THR:HG22	1:S:141:ALA:CB	2.48	0.44
1:R:86:LEU:HD22	1:k:192:LEU:HD13	2.00	0.44
1:b:86:LEU:HD22	1:u:192:LEU:HD13	2.00	0.44
1:h:50:THR:HG22	1:i:141:ALA:CB	2.48	0.44
1:i:50:THR:HG22	1:j:141:ALA:CB	2.48	0.44
1:j:50:THR:HG22	1:k:141:ALA:CB	2.48	0.44
1:O:192:LEU:HD13	1:h:86:LEU:HD22	2.00	0.44
1:1:50:THR:HG22	1:2:141:ALA:CB	2.48	0.44
1:6:56:SER:OG	1:6:60:GLN:OE1	2.17	0.44
1:C:50:THR:HG22	1:D:141:ALA:CB	2.48	0.44
1:D:50:THR:HG22	1:E:141:ALA:CB	2.48	0.44
1:E:97:TYR:O	1:E:101:THR:N	2.38	0.44
1:G:50:THR:HG22	1:H:141:ALA:CB	2.48	0.44
1:I:50:THR:HG22	1:J:141:ALA:CB	2.48	0.44
1:I:192:LEU:HD13	1:x:86:LEU:HD22	2.00	0.44
1:P:50:THR:HG22	1:Q:141:ALA:CB	2.48	0.44
1:S:86:LEU:HD22	1:l:192:LEU:HD13	2.00	0.44
1:V:50:THR:HG22	1:W:141:ALA:CB	2.48	0.44
1:X:86:LEU:HD22	1:q:192:LEU:HD13	2.00	0.44
1:h:89:GLU:O	1:h:93:GLN:N	2.38	0.44
1:6:50:THR:HG22	1:7:141:ALA:CB	2.48	0.44
1:B:50:THR:HG22	1:C:141:ALA:CB	2.48	0.44
1:F:50:THR:HG22	1:G:141:ALA:CB	2.48	0.44
1:J:192:LEU:HD13	1:y:86:LEU:HD22	2.00	0.44
1:K:50:THR:HG22	1:L:141:ALA:CB	2.48	0.44
1:S:50:THR:HG22	1:T:141:ALA:CB	2.48	0.44
1:g:50:THR:HG22	1:h:141:ALA:CB	2.48	0.44
1:s:89:GLU:O	1:s:93:GLN:N	2.38	0.44
1:y:50:THR:HG22	1:z:141:ALA:CB	2.48	0.44
1:F:86:LEU:HD22	1:Y:192:LEU:HD13	2.00	0.44
1:F:89:GLU:O	1:F:93:GLN:N	2.38	0.44
1:H:86:LEU:HD22	1:a:192:LEU:HD13	2.00	0.44
1:K:192:LEU:HD13	1:z:86:LEU:HD22	2.00	0.44
1:O:50:THR:HG22	1:P:141:ALA:CB	2.48	0.44
1:V:86:LEU:HD22	1:o:192:LEU:HD13	2.00	0.44
1:Y:97:TYR:O	1:Y:101:THR:N	2.38	0.44
1:d:97:TYR:O	1:d:101:THR:N	2.38	0.44
1:k:50:THR:HG22	1:l:141:ALA:CB	2.48	0.44
1:1:192:LEU:HD13	1:i:86:LEU:HD22	2.00	0.44
1:2:50:THR:HG22	1:3:141:ALA:CB	2.48	0.44
1:2:192:LEU:HD13	1:j:86:LEU:HD22	2.00	0.44

*Continued on next page...*



*Continued from previous page...*

Atom-1	Atom-2	Interatomic distance (Å)	Clash overlap (Å)
1:3:97:TYR:O	1:3:101:THR:N	2.38	0.44
1:5:50:THR:HG22	1:6:141:ALA:CB	2.48	0.44
1:H:50:THR:HG22	1:I:141:ALA:CB	2.48	0.44
1:Q:97:TYR:O	1:Q:101:THR:N	2.38	0.44
1:T:86:LEU:HD22	1:m:192:LEU:HD13	2.00	0.44
1:d:169:GLU:OE1	1:d:169:GLU:N	2.46	0.44
1:g:69:GLN:O	1:g:73:GLU:N	2.38	0.44
1:x:97:TYR:O	1:x:101:THR:N	2.38	0.44
1:1:97:TYR:O	1:1:101:THR:N	2.38	0.43
1:3:50:THR:HG22	1:4:141:ALA:CB	2.48	0.43
1:E:50:THR:HG22	1:F:141:ALA:CB	2.48	0.43
1:G:86:LEU:HD22	1:Z:192:LEU:HD13	2.00	0.43
1:L:50:THR:HG22	1:M:141:ALA:CB	2.48	0.43
1:M:50:THR:HG22	1:N:141:ALA:CB	2.48	0.43
1:N:50:THR:HG22	1:O:141:ALA:CB	2.48	0.43
1:W:86:LEU:HD22	1:p:192:LEU:HD13	2.00	0.43
1:X:50:THR:HG22	1:Y:141:ALA:CB	2.48	0.43
1:Y:50:THR:HG22	1:Z:141:ALA:CB	2.48	0.43
1:Z:50:THR:HG22	1:a:141:ALA:CB	2.48	0.43
1:w:50:THR:HG22	1:x:141:ALA:CB	2.48	0.43
1:4:50:THR:HG22	1:5:141:ALA:CB	2.48	0.43
1:A:50:THR:HG22	1:B:141:ALA:CB	2.48	0.43
1:H:174:LYS:O	1:H:177:GLU:HG2	2.19	0.43
1:N:89:GLU:O	1:N:93:GLN:N	2.38	0.43
1:N:121:GLN:OE1	1:O:145:SER:OG	2.37	0.43
1:Q:169:GLU:OE1	1:Q:169:GLU:N	2.46	0.43
1:T:174:LYS:O	1:T:177:GLU:HG2	2.19	0.43
1:W:174:LYS:O	1:W:177:GLU:HG2	2.19	0.43
1:X:97:TYR:O	1:X:101:THR:N	2.38	0.43
1:Z:97:TYR:O	1:Z:101:THR:N	2.38	0.43
1:u:174:LYS:O	1:u:177:GLU:HG2	2.19	0.43
1:v:50:THR:HG22	1:w:141:ALA:CB	2.48	0.43
1:x:50:THR:HG22	1:y:141:ALA:CB	2.48	0.43
1:3:169:GLU:OE1	1:3:169:GLU:N	2.46	0.43
1:6:121:GLN:OE1	1:7:145:SER:OG	2.37	0.43
1:6:174:LYS:O	1:6:177:GLU:HG2	2.19	0.43
1:B:121:GLN:OE1	1:C:145:SER:OG	2.37	0.43
1:B:174:LYS:O	1:B:177:GLU:HG2	2.19	0.43
1:E:174:LYS:O	1:E:177:GLU:HG2	2.19	0.43
1:K:97:TYR:O	1:K:101:THR:N	2.38	0.43
1:W:50:THR:HG22	1:X:141:ALA:CB	2.48	0.43

*Continued on next page...*



*Continued from previous page...*

Atom-1	Atom-2	Interatomic distance (Å)	Clash overlap (Å)
1:a:50:THR:HG22	1:b:141:ALA:CB	2.48	0.43
1:a:97:TYR:O	1:a:101:THR:N	2.38	0.43
1:c:121:GLN:OE1	1:d:145:SER:OG	2.37	0.43
1:f:50:THR:HG22	1:g:141:ALA:CB	2.48	0.43
1:f:174:LYS:O	1:f:177:GLU:HG2	2.19	0.43
1:i:89:GLU:O	1:i:93:GLN:N	2.38	0.43
1:i:174:LYS:O	1:i:177:GLU:HG2	2.19	0.43
1:u:50:THR:HG22	1:v:141:ALA:CB	2.48	0.43
1:u:121:GLN:OE1	1:v:145:SER:OG	2.37	0.43
1:0:169:GLU:OE1	1:0:169:GLU:N	2.46	0.43
1:0:174:LYS:O	1:0:177:GLU:HG2	2.19	0.43
1:Q:174:LYS:O	1:Q:177:GLU:HG2	2.19	0.43
1:f:121:GLN:OE1	1:g:145:SER:OG	2.37	0.43
1:l:50:THR:HG22	1:m:141:ALA:CB	2.48	0.43
1:m:97:TYR:O	1:m:101:THR:N	2.38	0.43
1:o:50:THR:HG22	1:p:141:ALA:CB	2.48	0.43
1:t:50:THR:HG22	1:u:141:ALA:CB	2.48	0.43
1:x:174:LYS:O	1:x:177:GLU:HG2	2.19	0.43
1:3:121:GLN:OE1	1:4:145:SER:OG	2.37	0.43
1:G:89:GLU:O	1:G:93:GLN:N	2.38	0.43
1:M:169:GLU:OE1	1:M:169:GLU:N	2.46	0.43
1:N:174:LYS:O	1:N:177:GLU:HG2	2.19	0.43
1:Q:121:GLN:OE1	1:R:145:SER:OG	2.37	0.43
1:b:97:TYR:O	1:b:101:THR:N	2.38	0.43
1:e:50:THR:HG22	1:f:141:ALA:CB	2.48	0.43
1:f:97:TYR:O	1:f:101:THR:N	2.38	0.43
1:h:174:LYS:O	1:h:177:GLU:HG2	2.19	0.43
1:i:97:TYR:O	1:i:101:THR:N	2.38	0.43
1:j:169:GLU:OE1	1:j:169:GLU:N	2.46	0.43
1:p:97:TYR:O	1:p:101:THR:N	2.38	0.43
1:r:121:GLN:OE1	1:s:145:SER:OG	2.37	0.43
1:t:69:GLN:O	1:t:73:GLU:N	2.38	0.43
1:t:89:GLU:O	1:t:93:GLN:N	2.38	0.43
1:K:89:GLU:O	1:K:93:GLN:N	2.38	0.43
1:Y:174:LYS:O	1:Y:177:GLU:HG2	2.19	0.43
1:b:50:THR:HG22	1:c:141:ALA:CB	2.48	0.43
1:k:174:LYS:O	1:k:177:GLU:HG2	2.19	0.43
1:m:50:THR:HG22	1:n:141:ALA:CB	2.48	0.43
1:o:174:LYS:O	1:o:177:GLU:HG2	2.19	0.43
1:p:50:THR:HG22	1:q:141:ALA:CB	2.48	0.43
1:s:50:THR:HG22	1:t:141:ALA:CB	2.48	0.43

*Continued on next page...*

*Continued from previous page...*

Atom-1	Atom-2	Interatomic distance (Å)	Clash overlap (Å)
1:w:174:LYS:O	1:w:177:GLU:HG2	2.19	0.43
1:D:174:LYS:O	1:D:177:GLU:HG2	2.19	0.43
1:E:121:GLN:OE1	1:F:145:SER:OG	2.37	0.43
1:J:174:LYS:O	1:J:177:GLU:HG2	2.19	0.43
1:P:174:LYS:O	1:P:177:GLU:HG2	2.19	0.43
1:S:174:LYS:O	1:S:177:GLU:HG2	2.19	0.43
1:V:174:LYS:O	1:V:177:GLU:HG2	2.19	0.43
1:c:50:THR:HG22	1:d:141:ALA:CB	2.48	0.43
1:d:50:THR:HG22	1:e:141:ALA:CB	2.48	0.43
1:l:174:LYS:O	1:l:177:GLU:HG2	2.19	0.43
1:z:174:LYS:O	1:z:177:GLU:HG2	2.19	0.43
1:2:174:LYS:O	1:2:177:GLU:HG2	2.19	0.43
1:A:121:GLN:OE1	1:B:145:SER:OG	2.37	0.43
1:D:121:GLN:OE1	1:E:145:SER:OG	2.37	0.43
1:G:174:LYS:O	1:G:177:GLU:HG2	2.19	0.43
1:P:121:GLN:OE1	1:Q:145:SER:OG	2.37	0.43
1:e:121:GLN:OE1	1:f:145:SER:OG	2.37	0.43
1:e:174:LYS:O	1:e:177:GLU:HG2	2.19	0.43
1:r:50:THR:HG22	1:s:141:ALA:CB	2.48	0.43
1:t:121:GLN:OE1	1:u:145:SER:OG	2.37	0.43
1:0:58:GLU:HA	1:0:108:LEU:HD11	2.01	0.43
1:4:174:LYS:O	1:4:177:GLU:HG2	2.19	0.43
1:I:58:GLU:HA	1:I:108:LEU:HD11	2.01	0.43
1:J:97:TYR:O	1:J:101:THR:N	2.38	0.43
1:K:121:GLN:OE1	1:L:145:SER:OG	2.37	0.43
1:L:174:LYS:O	1:L:177:GLU:HG2	2.19	0.43
1:O:169:GLU:OE1	1:O:169:GLU:N	2.46	0.43
1:k:58:GLU:HA	1:k:108:LEU:HD11	2.01	0.43
1:q:50:THR:HG22	1:r:141:ALA:CB	2.48	0.43
1:s:174:LYS:O	1:s:177:GLU:HG2	2.19	0.43
1:v:69:GLN:O	1:v:73:GLU:N	2.38	0.43
1:1:58:GLU:HA	1:1:108:LEU:HD11	2.01	0.43
1:3:174:LYS:O	1:3:177:GLU:HG2	2.19	0.43
1:4:121:GLN:OE1	1:5:145:SER:OG	2.37	0.43
1:5:121:GLN:OE1	1:6:145:SER:OG	2.37	0.43
1:H:58:GLU:HA	1:H:108:LEU:HD11	2.01	0.43
1:M:121:GLN:OE1	1:N:145:SER:OG	2.37	0.43
1:O:121:GLN:OE1	1:P:145:SER:OG	2.37	0.43
1:O:174:LYS:O	1:O:177:GLU:HG2	2.19	0.43
1:X:58:GLU:HA	1:X:108:LEU:HD11	2.01	0.43
1:Y:58:GLU:HA	1:Y:108:LEU:HD11	2.01	0.43

*Continued on next page...*

*Continued from previous page...*

Atom-1	Atom-2	Interatomic distance (Å)	Clash overlap (Å)
1:b:121:GLN:OE1	1:c:145:SER:OG	2.37	0.43
1:c:174:LYS:O	1:c:177:GLU:HG2	2.19	0.43
1:d:121:GLN:OE1	1:e:145:SER:OG	2.37	0.43
1:d:174:LYS:O	1:d:177:GLU:HG2	2.19	0.43
1:l:58:GLU:HA	1:l:108:LEU:HD11	2.01	0.43
1:s:121:GLN:OE1	1:t:145:SER:OG	2.37	0.43
1:x:121:GLN:OE1	1:y:145:SER:OG	2.37	0.43
1:z:58:GLU:HA	1:z:108:LEU:HD11	2.01	0.43
1:C:121:GLN:OE1	1:D:145:SER:OG	2.37	0.42
1:E:169:GLU:OE1	1:E:169:GLU:N	2.46	0.42
1:J:58:GLU:HA	1:J:108:LEU:HD11	2.01	0.42
1:L:121:GLN:OE1	1:M:145:SER:OG	2.37	0.42
1:O:89:GLU:O	1:O:93:GLN:N	2.38	0.42
1:T:58:GLU:HA	1:T:108:LEU:HD11	2.01	0.42
1:W:58:GLU:HA	1:W:108:LEU:HD11	2.01	0.42
1:j:58:GLU:HA	1:j:108:LEU:HD11	2.01	0.42
1:j:174:LYS:O	1:j:177:GLU:HG2	2.19	0.42
1:o:58:GLU:HA	1:o:108:LEU:HD11	2.01	0.42
1:q:97:TYR:O	1:q:101:THR:N	2.38	0.42
1:s:97:TYR:O	1:s:101:THR:N	2.38	0.42
1:w:121:GLN:OE1	1:x:145:SER:OG	2.37	0.42
1:2:58:GLU:HA	1:2:108:LEU:HD11	2.01	0.42
1:2:97:TYR:O	1:2:101:THR:N	2.38	0.42
1:7:174:LYS:O	1:7:177:GLU:HG2	2.19	0.42
1:C:174:LYS:O	1:C:177:GLU:HG2	2.19	0.42
1:F:174:LYS:O	1:F:177:GLU:HG2	2.19	0.42
1:G:58:GLU:HA	1:G:108:LEU:HD11	2.01	0.42
1:X:174:LYS:O	1:X:177:GLU:HG2	2.19	0.42
1:Z:58:GLU:HA	1:Z:108:LEU:HD11	2.01	0.42
1:Z:174:LYS:O	1:Z:177:GLU:HG2	2.19	0.42
1:a:174:LYS:O	1:a:177:GLU:HG2	2.19	0.42
1:m:58:GLU:HA	1:m:108:LEU:HD11	2.01	0.42
1:n:97:TYR:O	1:n:101:THR:N	2.38	0.42
1:n:174:LYS:O	1:n:177:GLU:HG2	2.19	0.42
1:p:58:GLU:HA	1:p:108:LEU:HD11	2.01	0.42
1:q:121:GLN:OE1	1:r:145:SER:OG	2.37	0.42
1:q:174:LYS:O	1:q:177:GLU:HG2	2.19	0.42
1:t:174:LYS:O	1:t:177:GLU:HG2	2.19	0.42
1:v:121:GLN:OE1	1:w:145:SER:OG	2.37	0.42
1:v:174:LYS:O	1:v:177:GLU:HG2	2.19	0.42
1:y:174:LYS:O	1:y:177:GLU:HG2	2.19	0.42

*Continued on next page...*

*Continued from previous page...*

Atom-1	Atom-2	Interatomic distance (Å)	Clash overlap (Å)
1:A:69:GLN:O	1:A:73:GLU:N	2.38	0.42
1:K:58:GLU:HA	1:K:108:LEU:HD11	2.01	0.42
1:R:174:LYS:O	1:R:177:GLU:HG2	2.19	0.42
1:U:174:LYS:O	1:U:177:GLU:HG2	2.19	0.42
1:W:97:TYR:O	1:W:101:THR:N	2.38	0.42
1:Z:121:GLN:OE1	1:a:145:SER:OG	2.37	0.42
1:a:121:GLN:OE1	1:b:145:SER:OG	2.37	0.42
1:g:174:LYS:O	1:g:177:GLU:HG2	2.19	0.42
1:h:121:GLN:OE1	1:i:145:SER:OG	2.37	0.42
1:i:58:GLU:HA	1:i:108:LEU:HD11	2.01	0.42
1:p:89:GLU:O	1:p:93:GLN:N	2.38	0.42
1:r:174:LYS:O	1:r:177:GLU:HG2	2.19	0.42
1:u:97:TYR:O	1:u:101:THR:N	2.38	0.42
1:y:58:GLU:HA	1:y:108:LEU:HD11	2.01	0.42
1:l:174:LYS:O	1:l:177:GLU:HG2	2.19	0.42
1:A:174:LYS:O	1:A:177:GLU:HG2	2.19	0.42
1:D:69:GLN:O	1:D:73:GLU:N	2.38	0.42
1:P:69:GLN:O	1:P:73:GLU:N	2.38	0.42
1:S:58:GLU:HA	1:S:108:LEU:HD11	2.01	0.42
1:T:97:TYR:O	1:T:101:THR:N	2.38	0.42
1:V:58:GLU:HA	1:V:108:LEU:HD11	2.01	0.42
1:a:58:GLU:HA	1:a:108:LEU:HD11	2.01	0.42
1:a:89:GLU:O	1:a:93:GLN:N	2.38	0.42
1:g:121:GLN:OE1	1:h:145:SER:OG	2.37	0.42
1:n:58:GLU:HA	1:n:108:LEU:HD11	2.01	0.42
1:p:174:LYS:O	1:p:177:GLU:HG2	2.19	0.42
1:3:58:GLU:HA	1:3:108:LEU:HD11	2.01	0.42
1:5:174:LYS:O	1:5:177:GLU:HG2	2.19	0.42
1:K:174:LYS:O	1:K:177:GLU:HG2	2.19	0.42
1:b:174:LYS:O	1:b:177:GLU:HG2	2.19	0.42
1:i:121:GLN:OE1	1:j:145:SER:OG	2.37	0.42
1:m:89:GLU:O	1:m:93:GLN:N	2.38	0.42
1:m:174:LYS:O	1:m:177:GLU:HG2	2.19	0.42
1:o:121:GLN:OE1	1:p:145:SER:OG	2.37	0.42
1:q:58:GLU:HA	1:q:108:LEU:HD11	2.01	0.42
1:u:89:GLU:O	1:u:93:GLN:N	2.38	0.42
1:x:58:GLU:HA	1:x:108:LEU:HD11	2.01	0.42
1:2:121:GLN:OE1	1:3:145:SER:OG	2.37	0.42
1:5:69:GLN:O	1:5:73:GLU:N	2.38	0.42
1:F:58:GLU:HA	1:F:108:LEU:HD11	2.01	0.42
1:L:58:GLU:HA	1:L:108:LEU:HD11	2.01	0.42

*Continued on next page...*

*Continued from previous page...*

Atom-1	Atom-2	Interatomic distance (Å)	Clash overlap (Å)
1:R:121:GLN:OE1	1:S:145:SER:OG	2.37	0.42
1:U:121:GLN:OE1	1:V:145:SER:OG	2.37	0.42
1:V:121:GLN:OE1	1:W:145:SER:OG	2.37	0.42
1:W:121:GLN:OE1	1:X:145:SER:OG	2.37	0.42
1:h:58:GLU:HA	1:h:108:LEU:HD11	2.01	0.42
1:l:121:GLN:OE1	1:m:145:SER:OG	2.37	0.42
1:m:121:GLN:OE1	1:n:145:SER:OG	2.37	0.42
1:w:69:GLN:O	1:w:73:GLU:N	2.38	0.42
1:0:121:GLN:OE1	1:1:145:SER:OG	2.37	0.42
1:D:189:PRO:HA	1:D:193:ASP:OD2	2.20	0.42
1:E:189:PRO:HA	1:E:193:ASP:OD2	2.20	0.42
1:H:121:GLN:OE1	1:I:145:SER:OG	2.37	0.42
1:I:174:LYS:O	1:I:177:GLU:HG2	2.19	0.42
1:P:189:PRO:HA	1:P:193:ASP:OD2	2.20	0.42
1:R:58:GLU:HA	1:R:108:LEU:HD11	2.01	0.42
1:S:121:GLN:OE1	1:T:145:SER:OG	2.37	0.42
1:U:58:GLU:HA	1:U:108:LEU:HD11	2.01	0.42
1:a:150:GLN:O	1:a:154:GLU:N	2.44	0.42
1:g:189:PRO:HA	1:g:193:ASP:OD2	2.20	0.42
1:h:189:PRO:HA	1:h:193:ASP:OD2	2.20	0.42
1:k:121:GLN:OE1	1:l:145:SER:OG	2.37	0.42
1:p:121:GLN:OE1	1:q:145:SER:OG	2.37	0.42
1:u:189:PRO:HA	1:u:193:ASP:OD2	2.20	0.42
1:0:145:SER:OG	1:z:121:GLN:OE1	2.37	0.42
1:4:58:GLU:HA	1:4:108:LEU:HD11	2.01	0.42
1:E:58:GLU:HA	1:E:108:LEU:HD11	2.01	0.42
1:M:69:GLN:O	1:M:73:GLU:N	2.38	0.42
1:M:174:LYS:O	1:M:177:GLU:HG2	2.19	0.42
1:S:189:PRO:HA	1:S:193:ASP:OD2	2.20	0.42
1:V:69:GLN:O	1:V:73:GLU:N	2.38	0.42
1:V:189:PRO:HA	1:V:193:ASP:OD2	2.20	0.42
1:X:121:GLN:OE1	1:Y:145:SER:OG	2.37	0.42
1:b:58:GLU:HA	1:b:108:LEU:HD11	2.01	0.42
1:e:189:PRO:HA	1:e:193:ASP:OD2	2.20	0.42
1:j:121:GLN:OE1	1:k:145:SER:OG	2.37	0.42
1:w:189:PRO:HA	1:w:193:ASP:OD2	2.20	0.42
1:5:189:PRO:HA	1:5:193:ASP:OD2	2.20	0.42
1:7:169:GLU:OE1	1:7:169:GLU:N	2.46	0.42
1:A:189:PRO:HA	1:A:193:ASP:OD2	2.20	0.42
1:G:69:GLN:O	1:G:73:GLU:N	2.38	0.42
1:I:121:GLN:OE1	1:J:145:SER:OG	2.37	0.42

*Continued on next page...*

*Continued from previous page...*

Atom-1	Atom-2	Interatomic distance (Å)	Clash overlap (Å)
1:M:58:GLU:HA	1:M:108:LEU:HD11	2.01	0.42
1:O:189:PRO:HA	1:O:193:ASP:OD2	2.20	0.42
1:Y:121:GLN:OE1	1:Z:145:SER:OG	2.37	0.42
1:b:69:GLN:O	1:b:73:GLU:N	2.38	0.42
1:m:150:GLN:O	1:m:154:GLU:N	2.44	0.42
1:p:150:GLN:O	1:p:154:GLU:N	2.44	0.42
1:q:69:GLN:O	1:q:73:GLU:N	2.38	0.42
1:r:58:GLU:HA	1:r:108:LEU:HD11	2.01	0.42
1:w:58:GLU:HA	1:w:108:LEU:HD11	2.01	0.42
1:y:189:PRO:HA	1:y:193:ASP:OD2	2.20	0.42
1:1:121:GLN:OE1	1:2:145:SER:OG	2.37	0.42
1:5:169:GLU:OE1	1:5:169:GLU:N	2.46	0.42
1:F:121:GLN:OE1	1:G:145:SER:OG	2.37	0.42
1:G:121:GLN:OE1	1:H:145:SER:OG	2.37	0.42
1:J:121:GLN:OE1	1:K:145:SER:OG	2.37	0.42
1:L:150:GLN:O	1:L:154:GLU:N	2.44	0.42
1:Q:58:GLU:HA	1:Q:108:LEU:HD11	2.01	0.42
1:Q:89:GLU:O	1:Q:93:GLN:N	2.38	0.42
1:S:69:GLN:O	1:S:73:GLU:N	2.38	0.42
1:S:141:ALA:O	1:S:145:SER:N	2.52	0.42
1:V:141:ALA:O	1:V:145:SER:N	2.52	0.42
1:Y:69:GLN:O	1:Y:73:GLU:N	2.38	0.42
1:c:58:GLU:HA	1:c:108:LEU:HD11	2.01	0.42
1:c:189:PRO:HA	1:c:193:ASP:OD2	2.20	0.42
1:d:189:PRO:HA	1:d:193:ASP:OD2	2.20	0.42
1:g:58:GLU:HA	1:g:108:LEU:HD11	2.01	0.42
1:h:69:GLN:O	1:h:73:GLU:N	2.38	0.42
1:h:141:ALA:O	1:h:145:SER:N	2.52	0.42
1:t:189:PRO:HA	1:t:193:ASP:OD2	2.20	0.42
1:x:189:PRO:HA	1:x:193:ASP:OD2	2.20	0.42
1:y:121:GLN:OE1	1:z:145:SER:OG	2.37	0.42
1:z:69:GLN:O	1:z:73:GLU:N	2.38	0.42
1:2:69:GLN:O	1:2:73:GLU:N	2.38	0.41
1:5:58:GLU:HA	1:5:108:LEU:HD11	2.01	0.41
1:A:58:GLU:HA	1:A:108:LEU:HD11	2.01	0.41
1:C:69:GLN:O	1:C:73:GLU:N	2.38	0.41
1:C:169:GLU:OE1	1:C:169:GLU:N	2.46	0.41
1:D:58:GLU:HA	1:D:108:LEU:HD11	2.01	0.41
1:E:141:ALA:O	1:E:145:SER:N	2.52	0.41
1:J:69:GLN:O	1:J:73:GLU:N	2.38	0.41
1:T:189:PRO:HA	1:T:193:ASP:OD2	2.20	0.41

*Continued on next page...*

*Continued from previous page...*

Atom-1	Atom-2	Interatomic distance (Å)	Clash overlap (Å)
1:W:189:PRO:HA	1:W:193:ASP:OD2	2.20	0.41
1:f:58:GLU:HA	1:f:108:LEU:HD11	2.01	0.41
1:s:58:GLU:HA	1:s:108:LEU:HD11	2.01	0.41
1:v:58:GLU:HA	1:v:108:LEU:HD11	2.01	0.41
1:v:189:PRO:HA	1:v:193:ASP:OD2	2.20	0.41
1:w:141:ALA:O	1:w:145:SER:N	2.52	0.41
1:x:141:ALA:O	1:x:145:SER:N	2.52	0.41
1:2:150:GLN:O	1:2:154:GLU:N	2.44	0.41
1:6:58:GLU:HA	1:6:108:LEU:HD11	2.01	0.41
1:7:58:GLU:HA	1:7:108:LEU:HD11	2.01	0.41
1:A:169:GLU:OE1	1:A:169:GLU:N	2.46	0.41
1:C:58:GLU:HA	1:C:108:LEU:HD11	2.01	0.41
1:G:141:ALA:O	1:G:145:SER:N	2.52	0.41
1:G:189:PRO:HA	1:G:193:ASP:OD2	2.20	0.41
1:H:189:PRO:HA	1:H:193:ASP:OD2	2.20	0.41
1:N:58:GLU:HA	1:N:108:LEU:HD11	2.01	0.41
1:P:58:GLU:HA	1:P:108:LEU:HD11	2.01	0.41
1:d:58:GLU:HA	1:d:108:LEU:HD11	2.01	0.41
1:e:58:GLU:HA	1:e:108:LEU:HD11	2.01	0.41
1:i:141:ALA:O	1:i:145:SER:N	2.52	0.41
1:k:69:GLN:O	1:k:73:GLU:N	2.38	0.41
1:n:69:GLN:O	1:n:73:GLU:N	2.38	0.41
1:t:58:GLU:HA	1:t:108:LEU:HD11	2.01	0.41
1:u:58:GLU:HA	1:u:108:LEU:HD11	2.01	0.41
1:3:150:GLN:O	1:3:154:GLU:N	2.44	0.41
1:6:189:PRO:HA	1:6:193:ASP:OD2	2.20	0.41
1:B:58:GLU:HA	1:B:108:LEU:HD11	2.01	0.41
1:B:97:TYR:O	1:B:101:THR:N	2.38	0.41
1:B:189:PRO:HA	1:B:193:ASP:OD2	2.20	0.41
1:F:189:PRO:HA	1:F:193:ASP:OD2	2.20	0.41
1:O:58:GLU:HA	1:O:108:LEU:HD11	2.01	0.41
1:Q:141:ALA:O	1:Q:145:SER:N	2.52	0.41
1:f:189:PRO:HA	1:f:193:ASP:OD2	2.20	0.41
1:j:189:PRO:HA	1:j:193:ASP:OD2	2.20	0.41
1:k:189:PRO:HA	1:k:193:ASP:OD2	2.20	0.41
1:l:169:GLU:OE1	1:l:169:GLU:N	2.46	0.41
1:7:69:GLN:O	1:7:73:GLU:N	2.38	0.41
1:J:89:GLU:O	1:J:93:GLN:N	2.38	0.41
1:K:150:GLN:O	1:K:154:GLU:N	2.44	0.41
1:L:189:PRO:HA	1:L:193:ASP:OD2	2.20	0.41
1:Q:189:PRO:HA	1:Q:193:ASP:OD2	2.20	0.41

*Continued on next page...*



*Continued from previous page...*

Atom-1	Atom-2	Interatomic distance (Å)	Clash overlap (Å)
1:R:189:PRO:HA	1:R:193:ASP:OD2	2.20	0.41
1:U:189:PRO:HA	1:U:193:ASP:OD2	2.20	0.41
1:r:189:PRO:HA	1:r:193:ASP:OD2	2.20	0.41
1:z:189:PRO:HA	1:z:193:ASP:OD2	2.20	0.41
1:4:67:ILE:HG13	1:4:70:ARG:NH2	2.36	0.41
1:4:189:PRO:HA	1:4:193:ASP:OD2	2.20	0.41
1:6:97:TYR:O	1:6:101:THR:N	2.38	0.41
1:7:189:PRO:HA	1:7:193:ASP:OD2	2.20	0.41
1:D:141:ALA:O	1:D:145:SER:N	2.52	0.41
1:H:183:GLU:HA	1:H:186:ASN:HB3	2.03	0.41
1:I:189:PRO:HA	1:I:193:ASP:OD2	2.20	0.41
1:M:189:PRO:HA	1:M:193:ASP:OD2	2.20	0.41
1:T:67:ILE:HG13	1:T:70:ARG:NH2	2.36	0.41
1:T:141:ALA:O	1:T:145:SER:N	2.52	0.41
1:W:67:ILE:HG13	1:W:70:ARG:NH2	2.36	0.41
1:W:141:ALA:O	1:W:145:SER:N	2.52	0.41
1:Z:189:PRO:HA	1:Z:193:ASP:OD2	2.20	0.41
1:n:150:GLN:O	1:n:154:GLU:N	2.44	0.41
1:n:189:PRO:HA	1:n:193:ASP:OD2	2.20	0.41
1:o:169:GLU:OE1	1:o:169:GLU:N	2.46	0.41
1:q:150:GLN:O	1:q:154:GLU:N	2.44	0.41
1:t:67:ILE:HG13	1:t:70:ARG:NH2	2.36	0.41
1:u:67:ILE:HG13	1:u:70:ARG:NH2	2.36	0.41
1:1:150:GLN:O	1:1:154:GLU:N	2.44	0.41
1:3:67:ILE:HG13	1:3:70:ARG:NH2	2.36	0.41
1:7:183:GLU:HA	1:7:186:ASN:HB3	2.03	0.41
1:C:183:GLU:HA	1:C:186:ASN:HB3	2.03	0.41
1:C:189:PRO:HA	1:C:193:ASP:OD2	2.20	0.41
1:E:91:LEU:O	1:E:95:GLN:NE2	2.53	0.41
1:F:67:ILE:HG13	1:F:70:ARG:NH2	2.36	0.41
1:G:67:ILE:HG13	1:G:70:ARG:NH2	2.36	0.41
1:J:150:GLN:O	1:J:154:GLU:N	2.44	0.41
1:R:183:GLU:HA	1:R:186:ASN:HB3	2.03	0.41
1:S:183:GLU:HA	1:S:186:ASN:HB3	2.03	0.41
1:U:183:GLU:HA	1:U:186:ASN:HB3	2.03	0.41
1:X:169:GLU:OE1	1:X:169:GLU:N	2.46	0.41
1:f:183:GLU:HA	1:f:186:ASN:HB3	2.03	0.41
1:j:183:GLU:HA	1:j:186:ASN:HB3	2.03	0.41
1:k:67:ILE:HG13	1:k:70:ARG:NH2	2.36	0.41
1:k:183:GLU:HA	1:k:186:ASN:HB3	2.03	0.41
1:n:67:ILE:HG13	1:n:70:ARG:NH2	2.36	0.41

*Continued on next page...*



*Continued from previous page...*

Atom-1	Atom-2	Interatomic distance (Å)	Clash overlap (Å)
1:r:67:ILE:HG13	1:r:70:ARG:NH2	2.36	0.41
1:s:67:ILE:HG13	1:s:70:ARG:NH2	2.36	0.41
1:v:67:ILE:HG13	1:v:70:ARG:NH2	2.36	0.41
1:v:175:ILE:HG13	1:v:176:LEU:N	2.36	0.41
1:x:175:ILE:HG13	1:x:176:LEU:N	2.36	0.41
1:x:183:GLU:HA	1:x:186:ASN:HB3	2.03	0.41
1:z:141:ALA:O	1:z:145:SER:N	2.52	0.41
1:0:175:ILE:HG13	1:0:176:LEU:N	2.36	0.41
1:1:189:PRO:HA	1:1:193:ASP:OD2	2.20	0.41
1:2:67:ILE:HG13	1:2:70:ARG:NH2	2.36	0.41
1:4:150:GLN:O	1:4:154:GLU:N	2.44	0.41
1:5:67:ILE:HG13	1:5:70:ARG:NH2	2.36	0.41
1:D:183:GLU:HA	1:D:186:ASN:HB3	2.03	0.41
1:I:183:GLU:HA	1:I:186:ASN:HB3	2.03	0.41
1:J:175:ILE:HG13	1:J:176:LEU:N	2.36	0.41
1:N:189:PRO:HA	1:N:193:ASP:OD2	2.20	0.41
1:S:175:ILE:HG13	1:S:176:LEU:N	2.36	0.41
1:T:175:ILE:HG13	1:T:176:LEU:N	2.36	0.41
1:V:67:ILE:HG13	1:V:70:ARG:NH2	2.36	0.41
1:V:175:ILE:HG13	1:V:176:LEU:N	2.36	0.41
1:W:175:ILE:HG13	1:W:176:LEU:N	2.36	0.41
1:X:67:ILE:HG13	1:X:70:ARG:NH2	2.36	0.41
1:Y:175:ILE:HG13	1:Y:176:LEU:N	2.36	0.41
1:f:141:ALA:O	1:f:145:SER:N	2.52	0.41
1:k:89:GLU:O	1:k:93:GLN:N	2.38	0.41
1:o:67:ILE:HG13	1:o:70:ARG:NH2	2.36	0.41
1:q:67:ILE:HG13	1:q:70:ARG:NH2	2.36	0.41
1:q:189:PRO:HA	1:q:193:ASP:OD2	2.20	0.41
1:r:150:GLN:O	1:r:154:GLU:N	2.44	0.41
1:t:183:GLU:HA	1:t:186:ASN:HB3	2.03	0.41
1:y:175:ILE:HG13	1:y:176:LEU:N	2.36	0.41
1:z:175:ILE:HG13	1:z:176:LEU:N	2.36	0.41
1:A:67:ILE:HG13	1:A:70:ARG:NH2	2.36	0.41
1:C:67:ILE:HG13	1:C:70:ARG:NH2	2.36	0.41
1:E:67:ILE:HG13	1:E:70:ARG:NH2	2.36	0.41
1:N:183:GLU:HA	1:N:186:ASN:HB3	2.03	0.41
1:P:175:ILE:HG13	1:P:176:LEU:N	2.36	0.41
1:R:175:ILE:HG13	1:R:176:LEU:N	2.36	0.41
1:S:67:ILE:HG13	1:S:70:ARG:NH2	2.36	0.41
1:U:79:LEU:C	1:U:79:LEU:HD23	2.46	0.41
1:U:175:ILE:HG13	1:U:176:LEU:N	2.36	0.41

*Continued on next page...*

*Continued from previous page...*

Atom-1	Atom-2	Interatomic distance (Å)	Clash overlap (Å)
1:V:183:GLU:HA	1:V:186:ASN:HB3	2.03	0.41
1:e:175:ILE:HG13	1:e:176:LEU:N	2.36	0.41
1:e:183:GLU:HA	1:e:186:ASN:HB3	2.03	0.41
1:i:189:PRO:HA	1:i:193:ASP:OD2	2.20	0.41
1:j:67:ILE:HG13	1:j:70:ARG:NH2	2.36	0.41
1:l:67:ILE:HG13	1:l:70:ARG:NH2	2.36	0.41
1:m:67:ILE:HG13	1:m:70:ARG:NH2	2.36	0.41
1:n:91:LEU:O	1:n:95:GLN:NE2	2.53	0.41
1:p:67:ILE:HG13	1:p:70:ARG:NH2	2.36	0.41
1:q:91:LEU:O	1:q:95:GLN:NE2	2.53	0.41
1:w:67:ILE:HG13	1:w:70:ARG:NH2	2.36	0.41
1:y:183:GLU:HA	1:y:186:ASN:HB3	2.03	0.41
1:0:79:LEU:C	1:0:79:LEU:HD23	2.46	0.41
1:1:67:ILE:HG13	1:1:70:ARG:NH2	2.36	0.41
1:2:175:ILE:HG13	1:2:176:LEU:N	2.36	0.41
1:2:183:GLU:HA	1:2:186:ASN:HB3	2.03	0.41
1:2:189:PRO:HA	1:2:193:ASP:OD2	2.20	0.41
1:4:91:LEU:O	1:4:95:GLN:NE2	2.53	0.41
1:6:67:ILE:HG13	1:6:70:ARG:NH2	2.36	0.41
1:6:79:LEU:HD23	1:6:79:LEU:C	2.46	0.41
1:7:67:ILE:HG13	1:7:70:ARG:NH2	2.36	0.41
1:7:175:ILE:HG13	1:7:176:LEU:N	2.36	0.41
1:B:67:ILE:HG13	1:B:70:ARG:NH2	2.36	0.41
1:B:79:LEU:HD23	1:B:79:LEU:C	2.46	0.41
1:C:175:ILE:HG13	1:C:176:LEU:N	2.36	0.41
1:D:67:ILE:HG13	1:D:70:ARG:NH2	2.36	0.41
1:D:79:LEU:C	1:D:79:LEU:HD23	2.46	0.41
1:E:175:ILE:HG13	1:E:176:LEU:N	2.36	0.41
1:F:141:ALA:O	1:F:145:SER:N	2.52	0.41
1:G:183:GLU:HA	1:G:186:ASN:HB3	2.03	0.41
1:H:67:ILE:HG13	1:H:70:ARG:NH2	2.36	0.41
1:H:175:ILE:HG13	1:H:176:LEU:N	2.36	0.41
1:J:79:LEU:C	1:J:79:LEU:HD23	2.46	0.41
1:K:79:LEU:C	1:K:79:LEU:HD23	2.46	0.41
1:L:175:ILE:HG13	1:L:176:LEU:N	2.36	0.41
1:M:79:LEU:HD23	1:M:79:LEU:C	2.46	0.41
1:M:183:GLU:HA	1:M:186:ASN:HB3	2.03	0.41
1:N:91:LEU:O	1:N:95:GLN:NE2	2.53	0.41
1:N:175:ILE:HG13	1:N:176:LEU:N	2.36	0.41
1:O:183:GLU:HA	1:O:186:ASN:HB3	2.03	0.41
1:P:79:LEU:HD23	1:P:79:LEU:C	2.46	0.41

*Continued on next page...*

*Continued from previous page...*

Atom-1	Atom-2	Interatomic distance (Å)	Clash overlap (Å)
1:P:141:ALA:O	1:P:145:SER:N	2.52	0.41
1:R:79:LEU:C	1:R:79:LEU:HD23	2.46	0.41
1:S:79:LEU:C	1:S:79:LEU:HD23	2.46	0.41
1:S:91:LEU:O	1:S:95:GLN:NE2	2.53	0.41
1:U:141:ALA:O	1:U:145:SER:N	2.52	0.41
1:V:79:LEU:C	1:V:79:LEU:HD23	2.46	0.41
1:V:91:LEU:O	1:V:95:GLN:NE2	2.53	0.41
1:X:91:LEU:O	1:X:95:GLN:NE2	2.53	0.41
1:X:175:ILE:HG13	1:X:176:LEU:N	2.36	0.41
1:Y:67:ILE:HG13	1:Y:70:ARG:NH2	2.36	0.41
1:Y:189:PRO:HA	1:Y:193:ASP:OD2	2.20	0.41
1:Z:150:GLN:O	1:Z:154:GLU:N	2.44	0.41
1:Z:183:GLU:HA	1:Z:186:ASN:HB3	2.03	0.41
1:a:175:ILE:HG13	1:a:176:LEU:N	2.36	0.41
1:b:189:PRO:HA	1:b:193:ASP:OD2	2.20	0.41
1:c:89:GLU:O	1:c:93:GLN:N	2.38	0.41
1:c:175:ILE:HG13	1:c:176:LEU:N	2.36	0.41
1:d:79:LEU:HD23	1:d:79:LEU:C	2.46	0.41
1:e:67:ILE:HG13	1:e:70:ARG:NH2	2.36	0.41
1:e:79:LEU:HD23	1:e:79:LEU:C	2.46	0.41
1:e:91:LEU:O	1:e:95:GLN:NE2	2.53	0.41
1:g:175:ILE:HG13	1:g:176:LEU:N	2.36	0.41
1:g:183:GLU:HA	1:g:186:ASN:HB3	2.03	0.41
1:j:175:ILE:HG13	1:j:176:LEU:N	2.36	0.41
1:m:175:ILE:HG13	1:m:176:LEU:N	2.36	0.41
1:p:175:ILE:HG13	1:p:176:LEU:N	2.36	0.41
1:r:79:LEU:C	1:r:79:LEU:HD23	2.46	0.41
1:s:79:LEU:HD23	1:s:79:LEU:C	2.46	0.41
1:s:183:GLU:HA	1:s:186:ASN:HB3	2.03	0.41
1:t:175:ILE:HG13	1:t:176:LEU:N	2.36	0.41
1:v:79:LEU:HD23	1:v:79:LEU:C	2.46	0.41
1:w:175:ILE:HG13	1:w:176:LEU:N	2.36	0.41
1:w:183:GLU:HA	1:w:186:ASN:HB3	2.03	0.41
1:x:67:ILE:HG13	1:x:70:ARG:NH2	2.36	0.41
1:0:67:ILE:HG13	1:0:70:ARG:NH2	2.36	0.41
1:1:79:LEU:C	1:1:79:LEU:HD23	2.46	0.41
1:1:183:GLU:HA	1:1:186:ASN:HB3	2.03	0.41
1:5:79:LEU:HD23	1:5:79:LEU:C	2.46	0.41
1:6:175:ILE:HG13	1:6:176:LEU:N	2.36	0.41
1:H:141:ALA:O	1:H:145:SER:N	2.52	0.41
1:K:189:PRO:HA	1:K:193:ASP:OD2	2.20	0.41

*Continued on next page...*

*Continued from previous page...*

Atom-1	Atom-2	Interatomic distance (Å)	Clash overlap (Å)
1:Q:79:LEU:HD23	1:Q:79:LEU:C	2.46	0.41
1:T:183:GLU:HA	1:T:186:ASN:HB3	2.03	0.41
1:X:189:PRO:HA	1:X:193:ASP:OD2	2.20	0.41
1:a:79:LEU:HD23	1:a:79:LEU:C	2.46	0.41
1:a:183:GLU:HA	1:a:186:ASN:HB3	2.03	0.41
1:a:189:PRO:HA	1:a:193:ASP:OD2	2.20	0.41
1:b:79:LEU:C	1:b:79:LEU:HD23	2.46	0.41
1:b:150:GLN:O	1:b:154:GLU:N	2.44	0.41
1:d:67:ILE:HG13	1:d:70:ARG:NH2	2.36	0.41
1:f:67:ILE:HG13	1:f:70:ARG:NH2	2.36	0.41
1:i:183:GLU:HA	1:i:186:ASN:HB3	2.03	0.41
1:l:175:ILE:HG13	1:l:176:LEU:N	2.36	0.41
1:l:183:GLU:HA	1:l:186:ASN:HB3	2.03	0.41
1:l:189:PRO:HA	1:l:193:ASP:OD2	2.20	0.41
1:o:175:ILE:HG13	1:o:176:LEU:N	2.36	0.41
1:o:189:PRO:HA	1:o:193:ASP:OD2	2.20	0.41
1:p:189:PRO:HA	1:p:193:ASP:OD2	2.20	0.41
1:s:189:PRO:HA	1:s:193:ASP:OD2	2.20	0.41
1:2:79:LEU:HD23	1:2:79:LEU:C	2.46	0.40
1:3:89:GLU:O	1:3:93:GLN:N	2.38	0.40
1:3:183:GLU:HA	1:3:186:ASN:HB3	2.03	0.40
1:6:183:GLU:HA	1:6:186:ASN:HB3	2.03	0.40
1:A:79:LEU:HD23	1:A:79:LEU:C	2.46	0.40
1:B:175:ILE:HG13	1:B:176:LEU:N	2.36	0.40
1:B:183:GLU:HA	1:B:186:ASN:HB3	2.03	0.40
1:E:79:LEU:HD23	1:E:79:LEU:C	2.46	0.40
1:L:67:ILE:HG13	1:L:70:ARG:NH2	2.36	0.40
1:L:79:LEU:C	1:L:79:LEU:HD23	2.46	0.40
1:L:184:LEU:C	1:L:184:LEU:HD23	2.47	0.40
1:Q:175:ILE:HG13	1:Q:176:LEU:N	2.36	0.40
1:Q:183:GLU:HA	1:Q:186:ASN:HB3	2.03	0.40
1:R:141:ALA:O	1:R:145:SER:N	2.52	0.40
1:W:183:GLU:HA	1:W:186:ASN:HB3	2.03	0.40
1:Y:183:GLU:HA	1:Y:186:ASN:HB3	2.03	0.40
1:f:175:ILE:HG13	1:f:176:LEU:N	2.36	0.40
1:g:67:ILE:HG13	1:g:70:ARG:NH2	2.36	0.40
1:i:79:LEU:C	1:i:79:LEU:HD23	2.46	0.40
1:j:79:LEU:C	1:j:79:LEU:HD23	2.46	0.40
1:n:184:LEU:HD23	1:n:184:LEU:C	2.47	0.40
1:o:183:GLU:HA	1:o:186:ASN:HB3	2.03	0.40
1:r:175:ILE:HG13	1:r:176:LEU:N	2.36	0.40

*Continued on next page...*

*Continued from previous page...*

Atom-1	Atom-2	Interatomic distance (Å)	Clash overlap (Å)
1:u:183:GLU:HA	1:u:186:ASN:HB3	2.03	0.40
1:y:141:ALA:O	1:y:145:SER:N	2.52	0.40
1:1:184:LEU:HD23	1:1:184:LEU:C	2.47	0.40
1:4:175:ILE:HG13	1:4:176:LEU:N	2.36	0.40
1:7:79:LEU:HD23	1:7:79:LEU:C	2.46	0.40
1:D:175:ILE:HG13	1:D:176:LEU:N	2.36	0.40
1:E:183:GLU:HA	1:E:186:ASN:HB3	2.03	0.40
1:E:184:LEU:HD23	1:E:184:LEU:C	2.47	0.40
1:I:79:LEU:HD23	1:I:79:LEU:C	2.46	0.40
1:M:67:ILE:HG13	1:M:70:ARG:NH2	2.36	0.40
1:P:28:LEU:O	1:P:32:LEU:HG	2.22	0.40
1:R:67:ILE:HG13	1:R:70:ARG:NH2	2.36	0.40
1:T:28:LEU:O	1:T:32:LEU:HG	2.22	0.40
1:U:67:ILE:HG13	1:U:70:ARG:NH2	2.36	0.40
1:Y:150:GLN:O	1:Y:154:GLU:N	2.44	0.40
1:h:28:LEU:O	1:h:32:LEU:HG	2.22	0.40
1:h:79:LEU:HD23	1:h:79:LEU:C	2.46	0.40
1:h:175:ILE:HG13	1:h:176:LEU:N	2.36	0.40
1:k:141:ALA:O	1:k:145:SER:N	2.52	0.40
1:m:189:PRO:HA	1:m:193:ASP:OD2	2.20	0.40
1:r:183:GLU:HA	1:r:186:ASN:HB3	2.03	0.40
1:u:79:LEU:HD23	1:u:79:LEU:C	2.46	0.40
1:u:141:ALA:O	1:u:145:SER:N	2.52	0.40
1:y:67:ILE:HG13	1:y:70:ARG:NH2	2.36	0.40
1:y:184:LEU:HD23	1:y:184:LEU:C	2.47	0.40
1:z:79:LEU:C	1:z:79:LEU:HD23	2.46	0.40
1:0:189:PRO:HA	1:0:193:ASP:OD2	2.20	0.40
1:1:175:ILE:HG13	1:1:176:LEU:N	2.36	0.40
1:3:79:LEU:HD23	1:3:79:LEU:C	2.46	0.40
1:C:79:LEU:HD23	1:C:79:LEU:C	2.46	0.40
1:E:28:LEU:O	1:E:32:LEU:HG	2.22	0.40
1:G:71:TRP:HA	1:G:74:LYS:HE3	2.04	0.40
1:H:71:TRP:HA	1:H:74:LYS:HE3	2.04	0.40
1:H:184:LEU:HD23	1:H:184:LEU:C	2.47	0.40
1:J:189:PRO:HA	1:J:193:ASP:OD2	2.20	0.40
1:K:67:ILE:HG13	1:K:70:ARG:NH2	2.36	0.40
1:K:184:LEU:HD23	1:K:184:LEU:C	2.47	0.40
1:T:184:LEU:HD23	1:T:184:LEU:C	2.47	0.40
1:U:89:GLU:O	1:U:93:GLN:N	2.38	0.40
1:W:28:LEU:O	1:W:32:LEU:HG	2.22	0.40
1:W:71:TRP:HA	1:W:74:LYS:HE3	2.04	0.40

*Continued on next page...*

*Continued from previous page...*

Atom-1	Atom-2	Interatomic distance (Å)	Clash overlap (Å)
1:Y:184:LEU:HD23	1:Y:184:LEU:C	2.47	0.40
1:Z:79:LEU:HD23	1:Z:79:LEU:C	2.46	0.40
1:b:183:GLU:HA	1:b:186:ASN:HB3	2.03	0.40
1:c:67:ILE:HG13	1:c:70:ARG:NH2	2.36	0.40
1:g:141:ALA:O	1:g:145:SER:N	2.52	0.40
1:g:184:LEU:C	1:g:184:LEU:HD23	2.47	0.40
1:i:67:ILE:HG13	1:i:70:ARG:NH2	2.36	0.40
1:j:71:TRP:HA	1:j:74:LYS:HE3	2.04	0.40
1:k:79:LEU:C	1:k:79:LEU:HD23	2.46	0.40
1:k:175:ILE:HG13	1:k:176:LEU:N	2.36	0.40
1:m:71:TRP:HA	1:m:74:LYS:HE3	2.04	0.40
1:o:91:LEU:O	1:o:95:GLN:NE2	2.53	0.40
1:q:71:TRP:HA	1:q:74:LYS:HE3	2.04	0.40
1:q:184:LEU:C	1:q:184:LEU:HD23	2.47	0.40
1:u:28:LEU:O	1:u:32:LEU:HG	2.22	0.40
1:0:71:TRP:HA	1:0:74:LYS:HE3	2.04	0.40
1:0:183:GLU:HA	1:0:186:ASN:HB3	2.03	0.40
1:1:28:LEU:O	1:1:32:LEU:HG	2.22	0.40
1:2:28:LEU:O	1:2:32:LEU:HG	2.22	0.40
1:2:71:TRP:HA	1:2:74:LYS:HE3	2.04	0.40
1:5:28:LEU:O	1:5:32:LEU:HG	2.22	0.40
1:A:28:LEU:O	1:A:32:LEU:HG	2.22	0.40
1:A:175:ILE:HG13	1:A:176:LEU:N	2.36	0.40
1:F:28:LEU:O	1:F:32:LEU:HG	2.22	0.40
1:G:175:ILE:HG13	1:G:176:LEU:N	2.36	0.40
1:I:71:TRP:HA	1:I:74:LYS:HE3	2.04	0.40
1:J:71:TRP:HA	1:J:74:LYS:HE3	2.04	0.40
1:K:71:TRP:HA	1:K:74:LYS:HE3	2.04	0.40
1:L:71:TRP:HA	1:L:74:LYS:HE3	2.04	0.40
1:N:79:LEU:HD23	1:N:79:LEU:C	2.46	0.40
1:V:184:LEU:HD23	1:V:184:LEU:C	2.47	0.40
1:W:79:LEU:C	1:W:79:LEU:HD23	2.46	0.40
1:W:184:LEU:HD23	1:W:184:LEU:C	2.47	0.40
1:X:71:TRP:HA	1:X:74:LYS:HE3	2.04	0.40
1:Z:28:LEU:O	1:Z:32:LEU:HG	2.22	0.40
1:Z:67:ILE:HG13	1:Z:70:ARG:NH2	2.36	0.40
1:a:71:TRP:HA	1:a:74:LYS:HE3	2.04	0.40
1:b:67:ILE:HG13	1:b:70:ARG:NH2	2.36	0.40
1:c:150:GLN:O	1:c:154:GLU:N	2.44	0.40
1:h:184:LEU:HD23	1:h:184:LEU:C	2.47	0.40
1:j:141:ALA:O	1:j:145:SER:N	2.52	0.40

*Continued on next page...*

*Continued from previous page...*

Atom-1	Atom-2	Interatomic distance (Å)	Clash overlap (Å)
1:k:184:LEU:HD23	1:k:184:LEU:C	2.47	0.40
1:l:71:TRP:HA	1:l:74:LYS:HE3	2.04	0.40
1:l:79:LEU:HD23	1:l:79:LEU:C	2.46	0.40
1:o:71:TRP:HA	1:o:74:LYS:HE3	2.04	0.40
1:p:71:TRP:HA	1:p:74:LYS:HE3	2.04	0.40
1:r:71:TRP:HA	1:r:74:LYS:HE3	2.04	0.40
1:r:184:LEU:C	1:r:184:LEU:HD23	2.47	0.40
1:v:28:LEU:O	1:v:32:LEU:HG	2.22	0.40
1:y:71:TRP:HA	1:y:74:LYS:HE3	2.04	0.40
1:z:28:LEU:O	1:z:32:LEU:HG	2.22	0.40
1:0:141:ALA:O	1:0:145:SER:N	2.52	0.40
1:1:71:TRP:HA	1:1:74:LYS:HE3	2.04	0.40
1:3:71:TRP:HA	1:3:74:LYS:HE3	2.04	0.40
1:3:175:ILE:HG13	1:3:176:LEU:N	2.36	0.40
1:5:175:ILE:HG13	1:5:176:LEU:N	2.36	0.40
1:F:71:TRP:HA	1:F:74:LYS:HE3	2.04	0.40
1:F:79:LEU:HD23	1:F:79:LEU:C	2.46	0.40
1:I:28:LEU:O	1:I:32:LEU:HG	2.22	0.40
1:I:89:GLU:O	1:I:93:GLN:N	2.38	0.40
1:I:150:GLN:O	1:I:154:GLU:N	2.44	0.40
1:L:183:GLU:HA	1:L:186:ASN:HB3	2.03	0.40
1:N:67:ILE:HG13	1:N:70:ARG:NH2	2.36	0.40
1:O:28:LEU:O	1:O:32:LEU:HG	2.22	0.40
1:O:175:ILE:HG13	1:O:176:LEU:N	2.36	0.40
1:S:184:LEU:HD23	1:S:184:LEU:C	2.47	0.40
1:T:79:LEU:C	1:T:79:LEU:HD23	2.46	0.40
1:Y:28:LEU:O	1:Y:32:LEU:HG	2.22	0.40
1:Z:71:TRP:HA	1:Z:74:LYS:HE3	2.04	0.40
1:Z:184:LEU:HD23	1:Z:184:LEU:C	2.47	0.40
1:a:28:LEU:O	1:a:32:LEU:HG	2.22	0.40
1:a:67:ILE:HG13	1:a:70:ARG:NH2	2.36	0.40
1:c:79:LEU:HD23	1:c:79:LEU:C	2.46	0.40
1:d:28:LEU:O	1:d:32:LEU:HG	2.22	0.40
1:e:141:ALA:O	1:e:145:SER:N	2.52	0.40
1:g:79:LEU:HD23	1:g:79:LEU:C	2.46	0.40
1:h:67:ILE:HG13	1:h:70:ARG:NH2	2.36	0.40
1:i:71:TRP:HA	1:i:74:LYS:HE3	2.04	0.40
1:j:91:LEU:O	1:j:95:GLN:NE2	2.53	0.40
1:j:184:LEU:HD23	1:j:184:LEU:C	2.47	0.40
1:k:71:TRP:HA	1:k:74:LYS:HE3	2.04	0.40
1:l:91:LEU:O	1:l:95:GLN:NE2	2.53	0.40

*Continued on next page...*



Continued from previous page...

Atom-1	Atom-2	Interatomic distance (Å)	Clash overlap (Å)
1:n:71:TRP:HA	1:n:74:LYS:HE3	2.04	0.40
1:n:175:ILE:HG13	1:n:176:LEU:N	2.36	0.40
1:o:79:LEU:HD23	1:o:79:LEU:C	2.46	0.40
1:q:79:LEU:HD23	1:q:79:LEU:C	2.46	0.40
1:q:175:ILE:HG13	1:q:176:LEU:N	2.36	0.40
1:v:141:ALA:O	1:v:145:SER:N	2.52	0.40
1:w:79:LEU:HD23	1:w:79:LEU:C	2.46	0.40
1:y:28:LEU:O	1:y:32:LEU:HG	2.22	0.40
1:z:71:TRP:HA	1:z:74:LYS:HE3	2.04	0.40

There are no symmetry-related clashes.

## 5.3 Torsion angles [i](#)

### 5.3.1 Protein backbone [i](#)

In the following table, the Percentiles column shows the percent Ramachandran outliers of the chain as a percentile score with respect to all PDB entries followed by that with respect to all EM entries.

The Analysed column shows the number of residues for which the backbone conformation was analysed, and the total number of residues.

Mol	Chain	Analysed	Favoured	Allowed	Outliers	Percentiles	
1	0	194/246 (79%)	191 (98%)	3 (2%)	0	100	100
1	1	194/246 (79%)	191 (98%)	3 (2%)	0	100	100
1	2	194/246 (79%)	191 (98%)	3 (2%)	0	100	100
1	3	194/246 (79%)	191 (98%)	3 (2%)	0	100	100
1	4	194/246 (79%)	191 (98%)	3 (2%)	0	100	100
1	5	194/246 (79%)	191 (98%)	3 (2%)	0	100	100
1	6	194/246 (79%)	191 (98%)	3 (2%)	0	100	100
1	7	194/246 (79%)	191 (98%)	3 (2%)	0	100	100
1	A	194/246 (79%)	191 (98%)	3 (2%)	0	100	100
1	B	194/246 (79%)	191 (98%)	3 (2%)	0	100	100
1	C	194/246 (79%)	191 (98%)	3 (2%)	0	100	100
1	D	194/246 (79%)	191 (98%)	3 (2%)	0	100	100
1	E	194/246 (79%)	191 (98%)	3 (2%)	0	100	100

Continued on next page...



*Continued from previous page...*

Mol	Chain	Analysed	Favoured	Allowed	Outliers	Percentiles	
1	F	194/246 (79%)	191 (98%)	3 (2%)	0	100	100
1	G	194/246 (79%)	191 (98%)	3 (2%)	0	100	100
1	H	194/246 (79%)	191 (98%)	3 (2%)	0	100	100
1	I	194/246 (79%)	191 (98%)	3 (2%)	0	100	100
1	J	194/246 (79%)	191 (98%)	3 (2%)	0	100	100
1	K	194/246 (79%)	191 (98%)	3 (2%)	0	100	100
1	L	194/246 (79%)	191 (98%)	3 (2%)	0	100	100
1	M	194/246 (79%)	191 (98%)	3 (2%)	0	100	100
1	N	194/246 (79%)	191 (98%)	3 (2%)	0	100	100
1	O	194/246 (79%)	191 (98%)	3 (2%)	0	100	100
1	P	194/246 (79%)	191 (98%)	3 (2%)	0	100	100
1	Q	194/246 (79%)	191 (98%)	3 (2%)	0	100	100
1	R	194/246 (79%)	191 (98%)	3 (2%)	0	100	100
1	S	194/246 (79%)	191 (98%)	3 (2%)	0	100	100
1	T	194/246 (79%)	191 (98%)	3 (2%)	0	100	100
1	U	194/246 (79%)	191 (98%)	3 (2%)	0	100	100
1	V	194/246 (79%)	191 (98%)	3 (2%)	0	100	100
1	W	194/246 (79%)	191 (98%)	3 (2%)	0	100	100
1	X	194/246 (79%)	191 (98%)	3 (2%)	0	100	100
1	Y	194/246 (79%)	191 (98%)	3 (2%)	0	100	100
1	Z	194/246 (79%)	191 (98%)	3 (2%)	0	100	100
1	a	194/246 (79%)	191 (98%)	3 (2%)	0	100	100
1	b	194/246 (79%)	191 (98%)	3 (2%)	0	100	100
1	c	194/246 (79%)	191 (98%)	3 (2%)	0	100	100
1	d	194/246 (79%)	191 (98%)	3 (2%)	0	100	100
1	e	194/246 (79%)	191 (98%)	3 (2%)	0	100	100
1	f	194/246 (79%)	191 (98%)	3 (2%)	0	100	100
1	g	194/246 (79%)	191 (98%)	3 (2%)	0	100	100
1	h	194/246 (79%)	191 (98%)	3 (2%)	0	100	100
1	i	194/246 (79%)	191 (98%)	3 (2%)	0	100	100
1	j	194/246 (79%)	191 (98%)	3 (2%)	0	100	100

*Continued on next page...*

*Continued from previous page...*

Mol	Chain	Analysed	Favoured	Allowed	Outliers	Percentiles	
1	k	194/246 (79%)	191 (98%)	3 (2%)	0	100	100
1	l	194/246 (79%)	191 (98%)	3 (2%)	0	100	100
1	m	194/246 (79%)	191 (98%)	3 (2%)	0	100	100
1	n	194/246 (79%)	191 (98%)	3 (2%)	0	100	100
1	o	194/246 (79%)	191 (98%)	3 (2%)	0	100	100
1	p	194/246 (79%)	191 (98%)	3 (2%)	0	100	100
1	q	194/246 (79%)	191 (98%)	3 (2%)	0	100	100
1	r	194/246 (79%)	191 (98%)	3 (2%)	0	100	100
1	s	194/246 (79%)	191 (98%)	3 (2%)	0	100	100
1	t	194/246 (79%)	191 (98%)	3 (2%)	0	100	100
1	u	194/246 (79%)	191 (98%)	3 (2%)	0	100	100
1	v	194/246 (79%)	191 (98%)	3 (2%)	0	100	100
1	w	194/246 (79%)	191 (98%)	3 (2%)	0	100	100
1	x	194/246 (79%)	191 (98%)	3 (2%)	0	100	100
1	y	194/246 (79%)	191 (98%)	3 (2%)	0	100	100
1	z	194/246 (79%)	191 (98%)	3 (2%)	0	100	100
All	All	11640/14760 (79%)	11460 (98%)	180 (2%)	0	100	100

There are no Ramachandran outliers to report.

### 5.3.2 Protein sidechains ⓘ

In the following table, the Percentiles column shows the percent sidechain outliers of the chain as a percentile score with respect to all PDB entries followed by that with respect to all EM entries.

The Analysed column shows the number of residues for which the sidechain conformation was analysed, and the total number of residues.

Mol	Chain	Analysed	Rotameric	Outliers	Percentiles	
1	0	163/208 (78%)	163 (100%)	0	100	100
1	1	163/208 (78%)	163 (100%)	0	100	100
1	2	163/208 (78%)	163 (100%)	0	100	100
1	3	163/208 (78%)	163 (100%)	0	100	100
1	4	163/208 (78%)	163 (100%)	0	100	100

*Continued on next page...*

*Continued from previous page...*

Mol	Chain	Analysed	Rotameric	Outliers	Percentiles	
1	5	163/208 (78%)	163 (100%)	0	100	100
1	6	163/208 (78%)	163 (100%)	0	100	100
1	7	163/208 (78%)	163 (100%)	0	100	100
1	A	163/208 (78%)	163 (100%)	0	100	100
1	B	163/208 (78%)	163 (100%)	0	100	100
1	C	163/208 (78%)	163 (100%)	0	100	100
1	D	163/208 (78%)	163 (100%)	0	100	100
1	E	163/208 (78%)	163 (100%)	0	100	100
1	F	163/208 (78%)	163 (100%)	0	100	100
1	G	163/208 (78%)	163 (100%)	0	100	100
1	H	163/208 (78%)	163 (100%)	0	100	100
1	I	163/208 (78%)	163 (100%)	0	100	100
1	J	163/208 (78%)	163 (100%)	0	100	100
1	K	163/208 (78%)	163 (100%)	0	100	100
1	L	163/208 (78%)	163 (100%)	0	100	100
1	M	163/208 (78%)	163 (100%)	0	100	100
1	N	163/208 (78%)	163 (100%)	0	100	100
1	O	163/208 (78%)	163 (100%)	0	100	100
1	P	163/208 (78%)	163 (100%)	0	100	100
1	Q	163/208 (78%)	163 (100%)	0	100	100
1	R	163/208 (78%)	163 (100%)	0	100	100
1	S	163/208 (78%)	163 (100%)	0	100	100
1	T	163/208 (78%)	163 (100%)	0	100	100
1	U	163/208 (78%)	163 (100%)	0	100	100
1	V	163/208 (78%)	163 (100%)	0	100	100
1	W	163/208 (78%)	163 (100%)	0	100	100
1	X	163/208 (78%)	163 (100%)	0	100	100
1	Y	163/208 (78%)	163 (100%)	0	100	100
1	Z	163/208 (78%)	163 (100%)	0	100	100
1	a	163/208 (78%)	163 (100%)	0	100	100
1	b	163/208 (78%)	163 (100%)	0	100	100

*Continued on next page...*

*Continued from previous page...*

Mol	Chain	Analysed	Rotameric	Outliers	Percentiles	
1	c	163/208 (78%)	163 (100%)	0	100	100
1	d	163/208 (78%)	163 (100%)	0	100	100
1	e	163/208 (78%)	163 (100%)	0	100	100
1	f	163/208 (78%)	163 (100%)	0	100	100
1	g	163/208 (78%)	163 (100%)	0	100	100
1	h	163/208 (78%)	163 (100%)	0	100	100
1	i	163/208 (78%)	163 (100%)	0	100	100
1	j	163/208 (78%)	163 (100%)	0	100	100
1	k	163/208 (78%)	163 (100%)	0	100	100
1	l	163/208 (78%)	163 (100%)	0	100	100
1	m	163/208 (78%)	163 (100%)	0	100	100
1	n	163/208 (78%)	163 (100%)	0	100	100
1	o	163/208 (78%)	163 (100%)	0	100	100
1	p	163/208 (78%)	163 (100%)	0	100	100
1	q	163/208 (78%)	163 (100%)	0	100	100
1	r	163/208 (78%)	163 (100%)	0	100	100
1	s	163/208 (78%)	163 (100%)	0	100	100
1	t	163/208 (78%)	163 (100%)	0	100	100
1	u	163/208 (78%)	163 (100%)	0	100	100
1	v	163/208 (78%)	163 (100%)	0	100	100
1	w	163/208 (78%)	163 (100%)	0	100	100
1	x	163/208 (78%)	163 (100%)	0	100	100
1	y	163/208 (78%)	163 (100%)	0	100	100
1	z	163/208 (78%)	163 (100%)	0	100	100
All	All	9780/12480 (78%)	9780 (100%)	0	100	100

There are no protein residues with a non-rotameric sidechain to report.

Sometimes sidechains can be flipped to improve hydrogen bonding and reduce clashes. All (245) such sidechains are listed below:

Mol	Chain	Res	Type
1	0	76	GLN
1	0	135	GLN

*Continued on next page...*

*Continued from previous page...*

Mol	Chain	Res	Type
1	0	203	GLN
1	1	76	GLN
1	1	100	HIS
1	1	135	GLN
1	1	203	GLN
1	2	76	GLN
1	2	100	HIS
1	2	135	GLN
1	2	203	GLN
1	3	76	GLN
1	3	100	HIS
1	3	135	GLN
1	3	203	GLN
1	4	76	GLN
1	4	100	HIS
1	4	135	GLN
1	4	203	GLN
1	5	76	GLN
1	5	100	HIS
1	5	135	GLN
1	5	203	GLN
1	6	76	GLN
1	6	100	HIS
1	6	203	GLN
1	7	65	GLN
1	7	76	GLN
1	7	100	HIS
1	7	135	GLN
1	7	203	GLN
1	A	76	GLN
1	A	100	HIS
1	A	135	GLN
1	A	203	GLN
1	B	76	GLN
1	B	100	HIS
1	B	203	GLN
1	C	65	GLN
1	C	76	GLN
1	C	100	HIS
1	C	135	GLN
1	C	203	GLN
1	D	65	GLN

*Continued on next page...*

*Continued from previous page...*

Mol	Chain	Res	Type
1	D	76	GLN
1	D	100	HIS
1	D	135	GLN
1	D	203	GLN
1	E	76	GLN
1	E	100	HIS
1	E	135	GLN
1	E	203	GLN
1	F	65	GLN
1	F	76	GLN
1	F	100	HIS
1	F	135	GLN
1	F	203	GLN
1	G	65	GLN
1	G	76	GLN
1	G	100	HIS
1	G	135	GLN
1	G	203	GLN
1	H	65	GLN
1	H	76	GLN
1	H	100	HIS
1	H	135	GLN
1	H	203	GLN
1	I	76	GLN
1	I	100	HIS
1	I	135	GLN
1	I	203	GLN
1	J	76	GLN
1	J	100	HIS
1	J	135	GLN
1	J	203	GLN
1	K	76	GLN
1	K	100	HIS
1	K	135	GLN
1	K	203	GLN
1	L	76	GLN
1	L	100	HIS
1	L	135	GLN
1	L	203	GLN
1	M	76	GLN
1	M	100	HIS
1	M	135	GLN

*Continued on next page...*

*Continued from previous page...*

Mol	Chain	Res	Type
1	M	203	GLN
1	N	76	GLN
1	N	100	HIS
1	N	135	GLN
1	N	203	GLN
1	O	65	GLN
1	O	76	GLN
1	O	100	HIS
1	O	135	GLN
1	O	203	GLN
1	P	76	GLN
1	P	100	HIS
1	P	135	GLN
1	P	203	GLN
1	Q	76	GLN
1	Q	100	HIS
1	Q	135	GLN
1	Q	203	GLN
1	R	76	GLN
1	R	100	HIS
1	R	135	GLN
1	R	203	GLN
1	S	76	GLN
1	S	100	HIS
1	S	135	GLN
1	S	203	GLN
1	T	76	GLN
1	T	100	HIS
1	T	135	GLN
1	T	203	GLN
1	U	76	GLN
1	U	100	HIS
1	U	135	GLN
1	U	203	GLN
1	V	76	GLN
1	V	100	HIS
1	V	135	GLN
1	V	203	GLN
1	W	76	GLN
1	W	100	HIS
1	W	135	GLN
1	W	203	GLN

*Continued on next page...*

*Continued from previous page...*

Mol	Chain	Res	Type
1	X	76	GLN
1	X	135	GLN
1	X	203	GLN
1	Y	76	GLN
1	Y	100	HIS
1	Y	135	GLN
1	Y	203	GLN
1	Z	76	GLN
1	Z	100	HIS
1	Z	203	GLN
1	a	76	GLN
1	a	100	HIS
1	a	135	GLN
1	a	203	GLN
1	b	65	GLN
1	b	76	GLN
1	b	100	HIS
1	b	135	GLN
1	b	203	GLN
1	c	76	GLN
1	c	100	HIS
1	c	135	GLN
1	c	203	GLN
1	d	76	GLN
1	d	100	HIS
1	d	135	GLN
1	d	203	GLN
1	e	76	GLN
1	e	100	HIS
1	e	135	GLN
1	e	203	GLN
1	f	76	GLN
1	f	100	HIS
1	f	135	GLN
1	f	203	GLN
1	g	76	GLN
1	g	100	HIS
1	g	135	GLN
1	g	203	GLN
1	h	76	GLN
1	h	100	HIS
1	h	135	GLN

*Continued on next page...*



*Continued from previous page...*

Mol	Chain	Res	Type
1	h	203	GLN
1	i	65	GLN
1	i	76	GLN
1	i	100	HIS
1	i	135	GLN
1	i	203	GLN
1	j	65	GLN
1	j	76	GLN
1	j	100	HIS
1	j	135	GLN
1	j	203	GLN
1	k	65	GLN
1	k	76	GLN
1	k	135	GLN
1	k	203	GLN
1	l	76	GLN
1	l	100	HIS
1	l	135	GLN
1	l	203	GLN
1	m	65	GLN
1	m	76	GLN
1	m	100	HIS
1	m	135	GLN
1	m	203	GLN
1	n	76	GLN
1	n	100	HIS
1	n	135	GLN
1	n	203	GLN
1	o	76	GLN
1	o	100	HIS
1	o	135	GLN
1	o	203	GLN
1	p	76	GLN
1	p	100	HIS
1	p	135	GLN
1	p	203	GLN
1	q	76	GLN
1	q	100	HIS
1	q	135	GLN
1	q	203	GLN
1	r	76	GLN
1	r	100	HIS

*Continued on next page...*

*Continued from previous page...*

Mol	Chain	Res	Type
1	r	203	GLN
1	s	76	GLN
1	s	100	HIS
1	s	135	GLN
1	s	203	GLN
1	t	76	GLN
1	t	100	HIS
1	t	203	GLN
1	u	76	GLN
1	u	100	HIS
1	u	135	GLN
1	u	203	GLN
1	v	65	GLN
1	v	76	GLN
1	v	100	HIS
1	v	135	GLN
1	v	203	GLN
1	w	76	GLN
1	w	100	HIS
1	w	135	GLN
1	w	203	GLN
1	x	76	GLN
1	x	100	HIS
1	x	135	GLN
1	x	203	GLN
1	y	76	GLN
1	y	100	HIS
1	y	135	GLN
1	y	203	GLN
1	z	76	GLN
1	z	100	HIS
1	z	135	GLN
1	z	203	GLN

### 5.3.3 RNA ⓘ

There are no RNA molecules in this entry.

## 5.4 Non-standard residues in protein, DNA, RNA chains ⓘ

There are no non-standard protein/DNA/RNA residues in this entry.

## 5.5 Carbohydrates [i](#)

There are no oligosaccharides in this entry.

## 5.6 Ligand geometry [i](#)

There are no ligands in this entry.

## 5.7 Other polymers [i](#)

There are no such residues in this entry.

## 5.8 Polymer linkage issues [i](#)

There are no chain breaks in this entry.