



Full wwPDB EM Validation Report ⓘ

Mar 8, 2026 – 11:18 AM UTC

PDB ID : 9HZS / pdb_00009hzs
EMDB ID : EMD-52532
Title : 200 A SynPspA rod after incubation with EPL
Authors : Hudina, E.; Junglas, B.; Sachse, C.
Deposited on : 2025-01-14
Resolution : 4.70 Å(reported)

This is a Full wwPDB EM Validation Report for a publicly released PDB entry.

We welcome your comments at validation@mail.wwpdb.org

A user guide is available at

<https://www.wwpdb.org/validation/2017/EMValidationReportHelp>

with specific help available everywhere you see the ⓘ symbol.

The types of validation reports are described at

<http://www.wwpdb.org/validation/2017/FAQs#types>.

The following versions of software and data (see [references ⓘ](#)) were used in the production of this report:

EMDB validation analysis : 0.0.1.dev132
MolProbity : 4-5-2 with Phenix2.0
Percentile statistics : 20250101.v01 (using entries in the PDB archive January 1st 2025)
EM percentile statistics : 202505.v01 (Using data in the EMDB archive up until May 2025)
MapQ : 1.9.13
Ideal geometry (proteins) : Engh & Huber (2001)
Ideal geometry (DNA, RNA) : Parkinson et al. (1996)
Validation Pipeline (wwPDB-VP) : 2.49

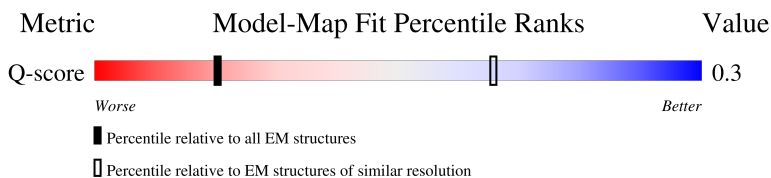
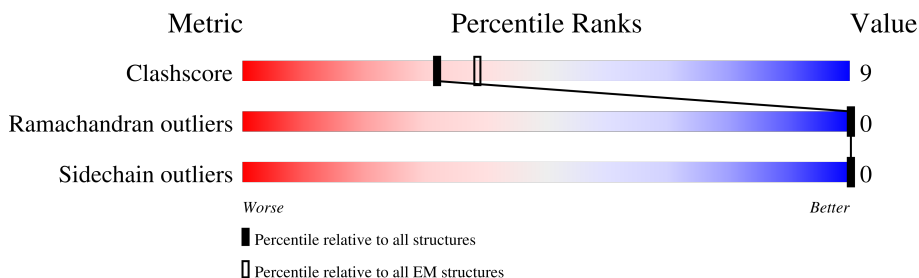
1 Overall quality at a glance

The following experimental techniques were used to determine the structure:

ELECTRON MICROSCOPY

The reported resolution of this entry is 4.70 Å.

Percentile scores (ranging between 0-100) for global validation metrics of the entry are shown in the following graphic. The table shows the number of entries on which the scores are based.



Metric	Whole archive (#Entries)	EM structures (#Entries)	Similar EM resolution (#Entries, resolution range(Å))
Clashscore	229148	23984	-
Ramachandran outliers	224038	23583	-
Sidechain outliers	223484	23102	-
Q-score	-	25397	1989 (4.20 - 5.20)

The table below summarises the geometric issues observed across the polymeric chains and their fit to the map. The red, orange, yellow and green segments of the bar indicate the fraction of residues that contain outliers for ≥ 3 , 2, 1 and 0 types of geometric quality criteria respectively. A grey segment represents the fraction of residues that are not modelled. The numeric value for each fraction is indicated below the corresponding segment, with a dot representing fractions $\leq 5\%$. The upper red bar (where present) indicates the fraction of residues that have poor fit to the EM map (all-atom inclusion $< 40\%$). The numeric value is given above the bar.

Mol	Chain	Length	Quality of chain
1	0	246	 6% 64% 16% 20%
1	1	246	 5% 64% 16% 20%
1	2	246	 1% 64% 16% 20%
1	3	246	 1% 64% 16% 20%







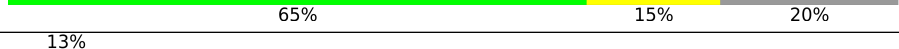



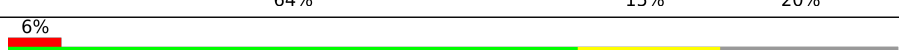

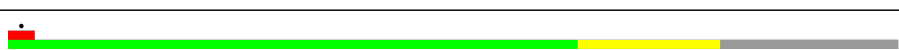

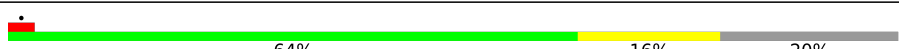





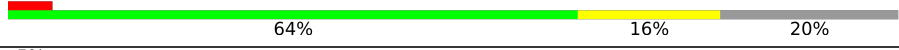
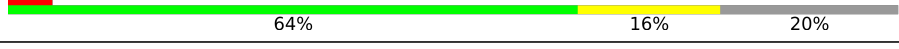



Continued on next page...

Continued from previous page...







Mol	Chain	Length	Quality of chain
1	4	246	
1	5	246	
1	6	246	
1	7	246	
1	A	246	
1	B	246	
1	C	246	
1	D	246	
1	E	246	
1	F	246	
1	G	246	
1	H	246	
1	I	246	
1	J	246	
1	K	246	
1	L	246	
1	M	246	
1	N	246	
1	O	246	
1	P	246	
1	Q	246	
1	R	246	
1	S	246	
1	T	246	
1	U	246	

Continued on next page...

Continued from previous page...

Mol	Chain	Length	Quality of chain
1	V	246	
1	W	246	
1	X	246	
1	Y	246	
1	Z	246	
1	a	246	
1	b	246	
1	c	246	
1	d	246	
1	e	246	
1	f	246	
1	g	246	
1	h	246	
1	i	246	
1	j	246	
1	k	246	
1	l	246	
1	m	246	
1	n	246	
1	o	246	
1	p	246	
1	q	246	
1	r	246	
1	s	246	
1	t	246	

Continued on next page...

Mol	Chain	Length	Quality of chain
1	u	246	
1	v	246	
1	w	246	
1	x	246	
1	y	246	
1	z	246	

2 Entry composition [i](#)

There is only 1 type of molecule in this entry. The entry contains 190860 atoms, of which 96240 are hydrogens and 0 are deuteriums.

In the tables below, the AltConf column contains the number of residues with at least one atom in alternate conformation and the Trace column contains the number of residues modelled with at most 2 atoms.

- Molecule 1 is a protein called Chloroplast membrane-associated 30 kD protein.

Mol	Chain	Residues	Atoms						AltConf	Trace
1	I	196	Total	C	H	N	O	S	0	0
			3181	978	1604	289	308	2		
1	A	196	Total	C	H	N	O	S	0	0
			3181	978	1604	289	308	2		
1	B	196	Total	C	H	N	O	S	0	0
			3181	978	1604	289	308	2		
1	C	196	Total	C	H	N	O	S	0	0
			3181	978	1604	289	308	2		
1	D	196	Total	C	H	N	O	S	0	0
			3181	978	1604	289	308	2		
1	E	196	Total	C	H	N	O	S	0	0
			3181	978	1604	289	308	2		
1	F	196	Total	C	H	N	O	S	0	0
			3181	978	1604	289	308	2		
1	G	196	Total	C	H	N	O	S	0	0
			3181	978	1604	289	308	2		
1	H	196	Total	C	H	N	O	S	0	0
			3181	978	1604	289	308	2		
1	J	196	Total	C	H	N	O	S	0	0
			3181	978	1604	289	308	2		
1	K	196	Total	C	H	N	O	S	0	0
			3181	978	1604	289	308	2		
1	L	196	Total	C	H	N	O	S	0	0
			3181	978	1604	289	308	2		
1	M	196	Total	C	H	N	O	S	0	0
			3181	978	1604	289	308	2		
1	N	196	Total	C	H	N	O	S	0	0
			3181	978	1604	289	308	2		
1	O	196	Total	C	H	N	O	S	0	0
			3181	978	1604	289	308	2		
1	P	196	Total	C	H	N	O	S	0	0
			3181	978	1604	289	308	2		
1	Q	196	Total	C	H	N	O	S	0	0
			3181	978	1604	289	308	2		

Continued on next page...

Continued from previous page...

Mol	Chain	Residues	Atoms						AltConf	Trace
1	R	196	Total 3181	C 978	H 1604	N 289	O 308	S 2	0	0
1	S	196	Total 3181	C 978	H 1604	N 289	O 308	S 2	0	0
1	T	196	Total 3181	C 978	H 1604	N 289	O 308	S 2	0	0
1	U	196	Total 3181	C 978	H 1604	N 289	O 308	S 2	0	0
1	V	196	Total 3181	C 978	H 1604	N 289	O 308	S 2	0	0
1	W	196	Total 3181	C 978	H 1604	N 289	O 308	S 2	0	0
1	X	196	Total 3181	C 978	H 1604	N 289	O 308	S 2	0	0
1	Y	196	Total 3181	C 978	H 1604	N 289	O 308	S 2	0	0
1	Z	196	Total 3181	C 978	H 1604	N 289	O 308	S 2	0	0
1	a	196	Total 3181	C 978	H 1604	N 289	O 308	S 2	0	0
1	b	196	Total 3181	C 978	H 1604	N 289	O 308	S 2	0	0
1	c	196	Total 3181	C 978	H 1604	N 289	O 308	S 2	0	0
1	d	196	Total 3181	C 978	H 1604	N 289	O 308	S 2	0	0
1	e	196	Total 3181	C 978	H 1604	N 289	O 308	S 2	0	0
1	f	196	Total 3181	C 978	H 1604	N 289	O 308	S 2	0	0
1	g	196	Total 3181	C 978	H 1604	N 289	O 308	S 2	0	0
1	h	196	Total 3181	C 978	H 1604	N 289	O 308	S 2	0	0
1	i	196	Total 3181	C 978	H 1604	N 289	O 308	S 2	0	0
1	j	196	Total 3181	C 978	H 1604	N 289	O 308	S 2	0	0
1	k	196	Total 3181	C 978	H 1604	N 289	O 308	S 2	0	0
1	l	196	Total 3181	C 978	H 1604	N 289	O 308	S 2	0	0

Continued on next page...

Continued from previous page...

Mol	Chain	Residues	Atoms						AltConf	Trace
1	m	196	Total 3181	C 978	H 1604	N 289	O 308	S 2	0	0
1	n	196	Total 3181	C 978	H 1604	N 289	O 308	S 2	0	0
1	o	196	Total 3181	C 978	H 1604	N 289	O 308	S 2	0	0
1	p	196	Total 3181	C 978	H 1604	N 289	O 308	S 2	0	0
1	q	196	Total 3181	C 978	H 1604	N 289	O 308	S 2	0	0
1	r	196	Total 3181	C 978	H 1604	N 289	O 308	S 2	0	0
1	s	196	Total 3181	C 978	H 1604	N 289	O 308	S 2	0	0
1	t	196	Total 3181	C 978	H 1604	N 289	O 308	S 2	0	0
1	u	196	Total 3181	C 978	H 1604	N 289	O 308	S 2	0	0
1	v	196	Total 3181	C 978	H 1604	N 289	O 308	S 2	0	0
1	w	196	Total 3181	C 978	H 1604	N 289	O 308	S 2	0	0
1	x	196	Total 3181	C 978	H 1604	N 289	O 308	S 2	0	0
1	y	196	Total 3181	C 978	H 1604	N 289	O 308	S 2	0	0
1	z	196	Total 3181	C 978	H 1604	N 289	O 308	S 2	0	0
1	0	196	Total 3181	C 978	H 1604	N 289	O 308	S 2	0	0
1	1	196	Total 3181	C 978	H 1604	N 289	O 308	S 2	0	0
1	2	196	Total 3181	C 978	H 1604	N 289	O 308	S 2	0	0
1	3	196	Total 3181	C 978	H 1604	N 289	O 308	S 2	0	0
1	4	196	Total 3181	C 978	H 1604	N 289	O 308	S 2	0	0
1	5	196	Total 3181	C 978	H 1604	N 289	O 308	S 2	0	0
1	6	196	Total 3181	C 978	H 1604	N 289	O 308	S 2	0	0

Continued on next page...

Continued from previous page...

Mol	Chain	Residues	Atoms						AltConf	Trace
1	7	196	Total	C	H	N	O	S	0	0
			3181	978	1604	289	308	2		

There are 1380 discrepancies between the modelled and reference sequences:

Chain	Residue	Modelled	Actual	Comment	Reference
I	-22	MET	-	initiating methionine	UNP P74717
I	-21	GLY	-	expression tag	UNP P74717
I	-20	SER	-	expression tag	UNP P74717
I	-19	SER	-	expression tag	UNP P74717
I	-18	HIS	-	expression tag	UNP P74717
I	-17	HIS	-	expression tag	UNP P74717
I	-16	HIS	-	expression tag	UNP P74717
I	-15	HIS	-	expression tag	UNP P74717
I	-14	HIS	-	expression tag	UNP P74717
I	-13	HIS	-	expression tag	UNP P74717
I	-12	SER	-	expression tag	UNP P74717
I	-11	SER	-	expression tag	UNP P74717
I	-10	SER	-	expression tag	UNP P74717
I	-9	ALA	-	expression tag	UNP P74717
I	-8	ALA	-	expression tag	UNP P74717
I	-7	LEU	-	expression tag	UNP P74717
I	-6	GLU	-	expression tag	UNP P74717
I	-5	VAL	-	expression tag	UNP P74717
I	-4	LEU	-	expression tag	UNP P74717
I	-3	PHE	-	expression tag	UNP P74717
I	-2	GLN	-	expression tag	UNP P74717
I	-1	GLY	-	expression tag	UNP P74717
I	0	PRO	-	expression tag	UNP P74717
A	-22	MET	-	initiating methionine	UNP P74717
A	-21	GLY	-	expression tag	UNP P74717
A	-20	SER	-	expression tag	UNP P74717
A	-19	SER	-	expression tag	UNP P74717
A	-18	HIS	-	expression tag	UNP P74717
A	-17	HIS	-	expression tag	UNP P74717
A	-16	HIS	-	expression tag	UNP P74717
A	-15	HIS	-	expression tag	UNP P74717
A	-14	HIS	-	expression tag	UNP P74717
A	-13	HIS	-	expression tag	UNP P74717
A	-12	SER	-	expression tag	UNP P74717
A	-11	SER	-	expression tag	UNP P74717
A	-10	SER	-	expression tag	UNP P74717

Continued on next page...

Continued from previous page...

Chain	Residue	Modelled	Actual	Comment	Reference
A	-9	ALA	-	expression tag	UNP P74717
A	-8	ALA	-	expression tag	UNP P74717
A	-7	LEU	-	expression tag	UNP P74717
A	-6	GLU	-	expression tag	UNP P74717
A	-5	VAL	-	expression tag	UNP P74717
A	-4	LEU	-	expression tag	UNP P74717
A	-3	PHE	-	expression tag	UNP P74717
A	-2	GLN	-	expression tag	UNP P74717
A	-1	GLY	-	expression tag	UNP P74717
A	0	PRO	-	expression tag	UNP P74717
B	-22	MET	-	initiating methionine	UNP P74717
B	-21	GLY	-	expression tag	UNP P74717
B	-20	SER	-	expression tag	UNP P74717
B	-19	SER	-	expression tag	UNP P74717
B	-18	HIS	-	expression tag	UNP P74717
B	-17	HIS	-	expression tag	UNP P74717
B	-16	HIS	-	expression tag	UNP P74717
B	-15	HIS	-	expression tag	UNP P74717
B	-14	HIS	-	expression tag	UNP P74717
B	-13	HIS	-	expression tag	UNP P74717
B	-12	SER	-	expression tag	UNP P74717
B	-11	SER	-	expression tag	UNP P74717
B	-10	SER	-	expression tag	UNP P74717
B	-9	ALA	-	expression tag	UNP P74717
B	-8	ALA	-	expression tag	UNP P74717
B	-7	LEU	-	expression tag	UNP P74717
B	-6	GLU	-	expression tag	UNP P74717
B	-5	VAL	-	expression tag	UNP P74717
B	-4	LEU	-	expression tag	UNP P74717
B	-3	PHE	-	expression tag	UNP P74717
B	-2	GLN	-	expression tag	UNP P74717
B	-1	GLY	-	expression tag	UNP P74717
B	0	PRO	-	expression tag	UNP P74717
C	-22	MET	-	initiating methionine	UNP P74717
C	-21	GLY	-	expression tag	UNP P74717
C	-20	SER	-	expression tag	UNP P74717
C	-19	SER	-	expression tag	UNP P74717
C	-18	HIS	-	expression tag	UNP P74717
C	-17	HIS	-	expression tag	UNP P74717
C	-16	HIS	-	expression tag	UNP P74717
C	-15	HIS	-	expression tag	UNP P74717
C	-14	HIS	-	expression tag	UNP P74717

Continued on next page...

Continued from previous page...

Chain	Residue	Modelled	Actual	Comment	Reference
C	-13	HIS	-	expression tag	UNP P74717
C	-12	SER	-	expression tag	UNP P74717
C	-11	SER	-	expression tag	UNP P74717
C	-10	SER	-	expression tag	UNP P74717
C	-9	ALA	-	expression tag	UNP P74717
C	-8	ALA	-	expression tag	UNP P74717
C	-7	LEU	-	expression tag	UNP P74717
C	-6	GLU	-	expression tag	UNP P74717
C	-5	VAL	-	expression tag	UNP P74717
C	-4	LEU	-	expression tag	UNP P74717
C	-3	PHE	-	expression tag	UNP P74717
C	-2	GLN	-	expression tag	UNP P74717
C	-1	GLY	-	expression tag	UNP P74717
C	0	PRO	-	expression tag	UNP P74717
D	-22	MET	-	initiating methionine	UNP P74717
D	-21	GLY	-	expression tag	UNP P74717
D	-20	SER	-	expression tag	UNP P74717
D	-19	SER	-	expression tag	UNP P74717
D	-18	HIS	-	expression tag	UNP P74717
D	-17	HIS	-	expression tag	UNP P74717
D	-16	HIS	-	expression tag	UNP P74717
D	-15	HIS	-	expression tag	UNP P74717
D	-14	HIS	-	expression tag	UNP P74717
D	-13	HIS	-	expression tag	UNP P74717
D	-12	SER	-	expression tag	UNP P74717
D	-11	SER	-	expression tag	UNP P74717
D	-10	SER	-	expression tag	UNP P74717
D	-9	ALA	-	expression tag	UNP P74717
D	-8	ALA	-	expression tag	UNP P74717
D	-7	LEU	-	expression tag	UNP P74717
D	-6	GLU	-	expression tag	UNP P74717
D	-5	VAL	-	expression tag	UNP P74717
D	-4	LEU	-	expression tag	UNP P74717
D	-3	PHE	-	expression tag	UNP P74717
D	-2	GLN	-	expression tag	UNP P74717
D	-1	GLY	-	expression tag	UNP P74717
D	0	PRO	-	expression tag	UNP P74717
E	-22	MET	-	initiating methionine	UNP P74717
E	-21	GLY	-	expression tag	UNP P74717
E	-20	SER	-	expression tag	UNP P74717
E	-19	SER	-	expression tag	UNP P74717
E	-18	HIS	-	expression tag	UNP P74717

Continued on next page...

Continued from previous page...

Chain	Residue	Modelled	Actual	Comment	Reference
E	-17	HIS	-	expression tag	UNP P74717
E	-16	HIS	-	expression tag	UNP P74717
E	-15	HIS	-	expression tag	UNP P74717
E	-14	HIS	-	expression tag	UNP P74717
E	-13	HIS	-	expression tag	UNP P74717
E	-12	SER	-	expression tag	UNP P74717
E	-11	SER	-	expression tag	UNP P74717
E	-10	SER	-	expression tag	UNP P74717
E	-9	ALA	-	expression tag	UNP P74717
E	-8	ALA	-	expression tag	UNP P74717
E	-7	LEU	-	expression tag	UNP P74717
E	-6	GLU	-	expression tag	UNP P74717
E	-5	VAL	-	expression tag	UNP P74717
E	-4	LEU	-	expression tag	UNP P74717
E	-3	PHE	-	expression tag	UNP P74717
E	-2	GLN	-	expression tag	UNP P74717
E	-1	GLY	-	expression tag	UNP P74717
E	0	PRO	-	expression tag	UNP P74717
F	-22	MET	-	initiating methionine	UNP P74717
F	-21	GLY	-	expression tag	UNP P74717
F	-20	SER	-	expression tag	UNP P74717
F	-19	SER	-	expression tag	UNP P74717
F	-18	HIS	-	expression tag	UNP P74717
F	-17	HIS	-	expression tag	UNP P74717
F	-16	HIS	-	expression tag	UNP P74717
F	-15	HIS	-	expression tag	UNP P74717
F	-14	HIS	-	expression tag	UNP P74717
F	-13	HIS	-	expression tag	UNP P74717
F	-12	SER	-	expression tag	UNP P74717
F	-11	SER	-	expression tag	UNP P74717
F	-10	SER	-	expression tag	UNP P74717
F	-9	ALA	-	expression tag	UNP P74717
F	-8	ALA	-	expression tag	UNP P74717
F	-7	LEU	-	expression tag	UNP P74717
F	-6	GLU	-	expression tag	UNP P74717
F	-5	VAL	-	expression tag	UNP P74717
F	-4	LEU	-	expression tag	UNP P74717
F	-3	PHE	-	expression tag	UNP P74717
F	-2	GLN	-	expression tag	UNP P74717
F	-1	GLY	-	expression tag	UNP P74717
F	0	PRO	-	expression tag	UNP P74717
G	-22	MET	-	initiating methionine	UNP P74717

Continued on next page...

Continued from previous page...

Chain	Residue	Modelled	Actual	Comment	Reference
G	-21	GLY	-	expression tag	UNP P74717
G	-20	SER	-	expression tag	UNP P74717
G	-19	SER	-	expression tag	UNP P74717
G	-18	HIS	-	expression tag	UNP P74717
G	-17	HIS	-	expression tag	UNP P74717
G	-16	HIS	-	expression tag	UNP P74717
G	-15	HIS	-	expression tag	UNP P74717
G	-14	HIS	-	expression tag	UNP P74717
G	-13	HIS	-	expression tag	UNP P74717
G	-12	SER	-	expression tag	UNP P74717
G	-11	SER	-	expression tag	UNP P74717
G	-10	SER	-	expression tag	UNP P74717
G	-9	ALA	-	expression tag	UNP P74717
G	-8	ALA	-	expression tag	UNP P74717
G	-7	LEU	-	expression tag	UNP P74717
G	-6	GLU	-	expression tag	UNP P74717
G	-5	VAL	-	expression tag	UNP P74717
G	-4	LEU	-	expression tag	UNP P74717
G	-3	PHE	-	expression tag	UNP P74717
G	-2	GLN	-	expression tag	UNP P74717
G	-1	GLY	-	expression tag	UNP P74717
G	0	PRO	-	expression tag	UNP P74717
H	-22	MET	-	initiating methionine	UNP P74717
H	-21	GLY	-	expression tag	UNP P74717
H	-20	SER	-	expression tag	UNP P74717
H	-19	SER	-	expression tag	UNP P74717
H	-18	HIS	-	expression tag	UNP P74717
H	-17	HIS	-	expression tag	UNP P74717
H	-16	HIS	-	expression tag	UNP P74717
H	-15	HIS	-	expression tag	UNP P74717
H	-14	HIS	-	expression tag	UNP P74717
H	-13	HIS	-	expression tag	UNP P74717
H	-12	SER	-	expression tag	UNP P74717
H	-11	SER	-	expression tag	UNP P74717
H	-10	SER	-	expression tag	UNP P74717
H	-9	ALA	-	expression tag	UNP P74717
H	-8	ALA	-	expression tag	UNP P74717
H	-7	LEU	-	expression tag	UNP P74717
H	-6	GLU	-	expression tag	UNP P74717
H	-5	VAL	-	expression tag	UNP P74717
H	-4	LEU	-	expression tag	UNP P74717
H	-3	PHE	-	expression tag	UNP P74717

Continued on next page...

Continued from previous page...

Chain	Residue	Modelled	Actual	Comment	Reference
H	-2	GLN	-	expression tag	UNP P74717
H	-1	GLY	-	expression tag	UNP P74717
H	0	PRO	-	expression tag	UNP P74717
J	-22	MET	-	initiating methionine	UNP P74717
J	-21	GLY	-	expression tag	UNP P74717
J	-20	SER	-	expression tag	UNP P74717
J	-19	SER	-	expression tag	UNP P74717
J	-18	HIS	-	expression tag	UNP P74717
J	-17	HIS	-	expression tag	UNP P74717
J	-16	HIS	-	expression tag	UNP P74717
J	-15	HIS	-	expression tag	UNP P74717
J	-14	HIS	-	expression tag	UNP P74717
J	-13	HIS	-	expression tag	UNP P74717
J	-12	SER	-	expression tag	UNP P74717
J	-11	SER	-	expression tag	UNP P74717
J	-10	SER	-	expression tag	UNP P74717
J	-9	ALA	-	expression tag	UNP P74717
J	-8	ALA	-	expression tag	UNP P74717
J	-7	LEU	-	expression tag	UNP P74717
J	-6	GLU	-	expression tag	UNP P74717
J	-5	VAL	-	expression tag	UNP P74717
J	-4	LEU	-	expression tag	UNP P74717
J	-3	PHE	-	expression tag	UNP P74717
J	-2	GLN	-	expression tag	UNP P74717
J	-1	GLY	-	expression tag	UNP P74717
J	0	PRO	-	expression tag	UNP P74717
K	-22	MET	-	initiating methionine	UNP P74717
K	-21	GLY	-	expression tag	UNP P74717
K	-20	SER	-	expression tag	UNP P74717
K	-19	SER	-	expression tag	UNP P74717
K	-18	HIS	-	expression tag	UNP P74717
K	-17	HIS	-	expression tag	UNP P74717
K	-16	HIS	-	expression tag	UNP P74717
K	-15	HIS	-	expression tag	UNP P74717
K	-14	HIS	-	expression tag	UNP P74717
K	-13	HIS	-	expression tag	UNP P74717
K	-12	SER	-	expression tag	UNP P74717
K	-11	SER	-	expression tag	UNP P74717
K	-10	SER	-	expression tag	UNP P74717
K	-9	ALA	-	expression tag	UNP P74717
K	-8	ALA	-	expression tag	UNP P74717
K	-7	LEU	-	expression tag	UNP P74717

Continued on next page...

Continued from previous page...

Chain	Residue	Modelled	Actual	Comment	Reference
K	-6	GLU	-	expression tag	UNP P74717
K	-5	VAL	-	expression tag	UNP P74717
K	-4	LEU	-	expression tag	UNP P74717
K	-3	PHE	-	expression tag	UNP P74717
K	-2	GLN	-	expression tag	UNP P74717
K	-1	GLY	-	expression tag	UNP P74717
K	0	PRO	-	expression tag	UNP P74717
L	-22	MET	-	initiating methionine	UNP P74717
L	-21	GLY	-	expression tag	UNP P74717
L	-20	SER	-	expression tag	UNP P74717
L	-19	SER	-	expression tag	UNP P74717
L	-18	HIS	-	expression tag	UNP P74717
L	-17	HIS	-	expression tag	UNP P74717
L	-16	HIS	-	expression tag	UNP P74717
L	-15	HIS	-	expression tag	UNP P74717
L	-14	HIS	-	expression tag	UNP P74717
L	-13	HIS	-	expression tag	UNP P74717
L	-12	SER	-	expression tag	UNP P74717
L	-11	SER	-	expression tag	UNP P74717
L	-10	SER	-	expression tag	UNP P74717
L	-9	ALA	-	expression tag	UNP P74717
L	-8	ALA	-	expression tag	UNP P74717
L	-7	LEU	-	expression tag	UNP P74717
L	-6	GLU	-	expression tag	UNP P74717
L	-5	VAL	-	expression tag	UNP P74717
L	-4	LEU	-	expression tag	UNP P74717
L	-3	PHE	-	expression tag	UNP P74717
L	-2	GLN	-	expression tag	UNP P74717
L	-1	GLY	-	expression tag	UNP P74717
L	0	PRO	-	expression tag	UNP P74717
M	-22	MET	-	initiating methionine	UNP P74717
M	-21	GLY	-	expression tag	UNP P74717
M	-20	SER	-	expression tag	UNP P74717
M	-19	SER	-	expression tag	UNP P74717
M	-18	HIS	-	expression tag	UNP P74717
M	-17	HIS	-	expression tag	UNP P74717
M	-16	HIS	-	expression tag	UNP P74717
M	-15	HIS	-	expression tag	UNP P74717
M	-14	HIS	-	expression tag	UNP P74717
M	-13	HIS	-	expression tag	UNP P74717
M	-12	SER	-	expression tag	UNP P74717
M	-11	SER	-	expression tag	UNP P74717

Continued on next page...

Continued from previous page...

Chain	Residue	Modelled	Actual	Comment	Reference
M	-10	SER	-	expression tag	UNP P74717
M	-9	ALA	-	expression tag	UNP P74717
M	-8	ALA	-	expression tag	UNP P74717
M	-7	LEU	-	expression tag	UNP P74717
M	-6	GLU	-	expression tag	UNP P74717
M	-5	VAL	-	expression tag	UNP P74717
M	-4	LEU	-	expression tag	UNP P74717
M	-3	PHE	-	expression tag	UNP P74717
M	-2	GLN	-	expression tag	UNP P74717
M	-1	GLY	-	expression tag	UNP P74717
M	0	PRO	-	expression tag	UNP P74717
N	-22	MET	-	initiating methionine	UNP P74717
N	-21	GLY	-	expression tag	UNP P74717
N	-20	SER	-	expression tag	UNP P74717
N	-19	SER	-	expression tag	UNP P74717
N	-18	HIS	-	expression tag	UNP P74717
N	-17	HIS	-	expression tag	UNP P74717
N	-16	HIS	-	expression tag	UNP P74717
N	-15	HIS	-	expression tag	UNP P74717
N	-14	HIS	-	expression tag	UNP P74717
N	-13	HIS	-	expression tag	UNP P74717
N	-12	SER	-	expression tag	UNP P74717
N	-11	SER	-	expression tag	UNP P74717
N	-10	SER	-	expression tag	UNP P74717
N	-9	ALA	-	expression tag	UNP P74717
N	-8	ALA	-	expression tag	UNP P74717
N	-7	LEU	-	expression tag	UNP P74717
N	-6	GLU	-	expression tag	UNP P74717
N	-5	VAL	-	expression tag	UNP P74717
N	-4	LEU	-	expression tag	UNP P74717
N	-3	PHE	-	expression tag	UNP P74717
N	-2	GLN	-	expression tag	UNP P74717
N	-1	GLY	-	expression tag	UNP P74717
N	0	PRO	-	expression tag	UNP P74717
O	-22	MET	-	initiating methionine	UNP P74717
O	-21	GLY	-	expression tag	UNP P74717
O	-20	SER	-	expression tag	UNP P74717
O	-19	SER	-	expression tag	UNP P74717
O	-18	HIS	-	expression tag	UNP P74717
O	-17	HIS	-	expression tag	UNP P74717
O	-16	HIS	-	expression tag	UNP P74717
O	-15	HIS	-	expression tag	UNP P74717

Continued on next page...

Continued from previous page...

Chain	Residue	Modelled	Actual	Comment	Reference
O	-14	HIS	-	expression tag	UNP P74717
O	-13	HIS	-	expression tag	UNP P74717
O	-12	SER	-	expression tag	UNP P74717
O	-11	SER	-	expression tag	UNP P74717
O	-10	SER	-	expression tag	UNP P74717
O	-9	ALA	-	expression tag	UNP P74717
O	-8	ALA	-	expression tag	UNP P74717
O	-7	LEU	-	expression tag	UNP P74717
O	-6	GLU	-	expression tag	UNP P74717
O	-5	VAL	-	expression tag	UNP P74717
O	-4	LEU	-	expression tag	UNP P74717
O	-3	PHE	-	expression tag	UNP P74717
O	-2	GLN	-	expression tag	UNP P74717
O	-1	GLY	-	expression tag	UNP P74717
O	0	PRO	-	expression tag	UNP P74717
P	-22	MET	-	initiating methionine	UNP P74717
P	-21	GLY	-	expression tag	UNP P74717
P	-20	SER	-	expression tag	UNP P74717
P	-19	SER	-	expression tag	UNP P74717
P	-18	HIS	-	expression tag	UNP P74717
P	-17	HIS	-	expression tag	UNP P74717
P	-16	HIS	-	expression tag	UNP P74717
P	-15	HIS	-	expression tag	UNP P74717
P	-14	HIS	-	expression tag	UNP P74717
P	-13	HIS	-	expression tag	UNP P74717
P	-12	SER	-	expression tag	UNP P74717
P	-11	SER	-	expression tag	UNP P74717
P	-10	SER	-	expression tag	UNP P74717
P	-9	ALA	-	expression tag	UNP P74717
P	-8	ALA	-	expression tag	UNP P74717
P	-7	LEU	-	expression tag	UNP P74717
P	-6	GLU	-	expression tag	UNP P74717
P	-5	VAL	-	expression tag	UNP P74717
P	-4	LEU	-	expression tag	UNP P74717
P	-3	PHE	-	expression tag	UNP P74717
P	-2	GLN	-	expression tag	UNP P74717
P	-1	GLY	-	expression tag	UNP P74717
P	0	PRO	-	expression tag	UNP P74717
Q	-22	MET	-	initiating methionine	UNP P74717
Q	-21	GLY	-	expression tag	UNP P74717
Q	-20	SER	-	expression tag	UNP P74717
Q	-19	SER	-	expression tag	UNP P74717

Continued on next page...

Continued from previous page...

Chain	Residue	Modelled	Actual	Comment	Reference
Q	-18	HIS	-	expression tag	UNP P74717
Q	-17	HIS	-	expression tag	UNP P74717
Q	-16	HIS	-	expression tag	UNP P74717
Q	-15	HIS	-	expression tag	UNP P74717
Q	-14	HIS	-	expression tag	UNP P74717
Q	-13	HIS	-	expression tag	UNP P74717
Q	-12	SER	-	expression tag	UNP P74717
Q	-11	SER	-	expression tag	UNP P74717
Q	-10	SER	-	expression tag	UNP P74717
Q	-9	ALA	-	expression tag	UNP P74717
Q	-8	ALA	-	expression tag	UNP P74717
Q	-7	LEU	-	expression tag	UNP P74717
Q	-6	GLU	-	expression tag	UNP P74717
Q	-5	VAL	-	expression tag	UNP P74717
Q	-4	LEU	-	expression tag	UNP P74717
Q	-3	PHE	-	expression tag	UNP P74717
Q	-2	GLN	-	expression tag	UNP P74717
Q	-1	GLY	-	expression tag	UNP P74717
Q	0	PRO	-	expression tag	UNP P74717
R	-22	MET	-	initiating methionine	UNP P74717
R	-21	GLY	-	expression tag	UNP P74717
R	-20	SER	-	expression tag	UNP P74717
R	-19	SER	-	expression tag	UNP P74717
R	-18	HIS	-	expression tag	UNP P74717
R	-17	HIS	-	expression tag	UNP P74717
R	-16	HIS	-	expression tag	UNP P74717
R	-15	HIS	-	expression tag	UNP P74717
R	-14	HIS	-	expression tag	UNP P74717
R	-13	HIS	-	expression tag	UNP P74717
R	-12	SER	-	expression tag	UNP P74717
R	-11	SER	-	expression tag	UNP P74717
R	-10	SER	-	expression tag	UNP P74717
R	-9	ALA	-	expression tag	UNP P74717
R	-8	ALA	-	expression tag	UNP P74717
R	-7	LEU	-	expression tag	UNP P74717
R	-6	GLU	-	expression tag	UNP P74717
R	-5	VAL	-	expression tag	UNP P74717
R	-4	LEU	-	expression tag	UNP P74717
R	-3	PHE	-	expression tag	UNP P74717
R	-2	GLN	-	expression tag	UNP P74717
R	-1	GLY	-	expression tag	UNP P74717
R	0	PRO	-	expression tag	UNP P74717

Continued on next page...

Continued from previous page...

Chain	Residue	Modelled	Actual	Comment	Reference
S	-22	MET	-	initiating methionine	UNP P74717
S	-21	GLY	-	expression tag	UNP P74717
S	-20	SER	-	expression tag	UNP P74717
S	-19	SER	-	expression tag	UNP P74717
S	-18	HIS	-	expression tag	UNP P74717
S	-17	HIS	-	expression tag	UNP P74717
S	-16	HIS	-	expression tag	UNP P74717
S	-15	HIS	-	expression tag	UNP P74717
S	-14	HIS	-	expression tag	UNP P74717
S	-13	HIS	-	expression tag	UNP P74717
S	-12	SER	-	expression tag	UNP P74717
S	-11	SER	-	expression tag	UNP P74717
S	-10	SER	-	expression tag	UNP P74717
S	-9	ALA	-	expression tag	UNP P74717
S	-8	ALA	-	expression tag	UNP P74717
S	-7	LEU	-	expression tag	UNP P74717
S	-6	GLU	-	expression tag	UNP P74717
S	-5	VAL	-	expression tag	UNP P74717
S	-4	LEU	-	expression tag	UNP P74717
S	-3	PHE	-	expression tag	UNP P74717
S	-2	GLN	-	expression tag	UNP P74717
S	-1	GLY	-	expression tag	UNP P74717
S	0	PRO	-	expression tag	UNP P74717
T	-22	MET	-	initiating methionine	UNP P74717
T	-21	GLY	-	expression tag	UNP P74717
T	-20	SER	-	expression tag	UNP P74717
T	-19	SER	-	expression tag	UNP P74717
T	-18	HIS	-	expression tag	UNP P74717
T	-17	HIS	-	expression tag	UNP P74717
T	-16	HIS	-	expression tag	UNP P74717
T	-15	HIS	-	expression tag	UNP P74717
T	-14	HIS	-	expression tag	UNP P74717
T	-13	HIS	-	expression tag	UNP P74717
T	-12	SER	-	expression tag	UNP P74717
T	-11	SER	-	expression tag	UNP P74717
T	-10	SER	-	expression tag	UNP P74717
T	-9	ALA	-	expression tag	UNP P74717
T	-8	ALA	-	expression tag	UNP P74717
T	-7	LEU	-	expression tag	UNP P74717
T	-6	GLU	-	expression tag	UNP P74717
T	-5	VAL	-	expression tag	UNP P74717
T	-4	LEU	-	expression tag	UNP P74717

Continued on next page...

Continued from previous page...

Chain	Residue	Modelled	Actual	Comment	Reference
T	-3	PHE	-	expression tag	UNP P74717
T	-2	GLN	-	expression tag	UNP P74717
T	-1	GLY	-	expression tag	UNP P74717
T	0	PRO	-	expression tag	UNP P74717
U	-22	MET	-	initiating methionine	UNP P74717
U	-21	GLY	-	expression tag	UNP P74717
U	-20	SER	-	expression tag	UNP P74717
U	-19	SER	-	expression tag	UNP P74717
U	-18	HIS	-	expression tag	UNP P74717
U	-17	HIS	-	expression tag	UNP P74717
U	-16	HIS	-	expression tag	UNP P74717
U	-15	HIS	-	expression tag	UNP P74717
U	-14	HIS	-	expression tag	UNP P74717
U	-13	HIS	-	expression tag	UNP P74717
U	-12	SER	-	expression tag	UNP P74717
U	-11	SER	-	expression tag	UNP P74717
U	-10	SER	-	expression tag	UNP P74717
U	-9	ALA	-	expression tag	UNP P74717
U	-8	ALA	-	expression tag	UNP P74717
U	-7	LEU	-	expression tag	UNP P74717
U	-6	GLU	-	expression tag	UNP P74717
U	-5	VAL	-	expression tag	UNP P74717
U	-4	LEU	-	expression tag	UNP P74717
U	-3	PHE	-	expression tag	UNP P74717
U	-2	GLN	-	expression tag	UNP P74717
U	-1	GLY	-	expression tag	UNP P74717
U	0	PRO	-	expression tag	UNP P74717
V	-22	MET	-	initiating methionine	UNP P74717
V	-21	GLY	-	expression tag	UNP P74717
V	-20	SER	-	expression tag	UNP P74717
V	-19	SER	-	expression tag	UNP P74717
V	-18	HIS	-	expression tag	UNP P74717
V	-17	HIS	-	expression tag	UNP P74717
V	-16	HIS	-	expression tag	UNP P74717
V	-15	HIS	-	expression tag	UNP P74717
V	-14	HIS	-	expression tag	UNP P74717
V	-13	HIS	-	expression tag	UNP P74717
V	-12	SER	-	expression tag	UNP P74717
V	-11	SER	-	expression tag	UNP P74717
V	-10	SER	-	expression tag	UNP P74717
V	-9	ALA	-	expression tag	UNP P74717
V	-8	ALA	-	expression tag	UNP P74717

Continued on next page...

Continued from previous page...

Chain	Residue	Modelled	Actual	Comment	Reference
V	-7	LEU	-	expression tag	UNP P74717
V	-6	GLU	-	expression tag	UNP P74717
V	-5	VAL	-	expression tag	UNP P74717
V	-4	LEU	-	expression tag	UNP P74717
V	-3	PHE	-	expression tag	UNP P74717
V	-2	GLN	-	expression tag	UNP P74717
V	-1	GLY	-	expression tag	UNP P74717
V	0	PRO	-	expression tag	UNP P74717
W	-22	MET	-	initiating methionine	UNP P74717
W	-21	GLY	-	expression tag	UNP P74717
W	-20	SER	-	expression tag	UNP P74717
W	-19	SER	-	expression tag	UNP P74717
W	-18	HIS	-	expression tag	UNP P74717
W	-17	HIS	-	expression tag	UNP P74717
W	-16	HIS	-	expression tag	UNP P74717
W	-15	HIS	-	expression tag	UNP P74717
W	-14	HIS	-	expression tag	UNP P74717
W	-13	HIS	-	expression tag	UNP P74717
W	-12	SER	-	expression tag	UNP P74717
W	-11	SER	-	expression tag	UNP P74717
W	-10	SER	-	expression tag	UNP P74717
W	-9	ALA	-	expression tag	UNP P74717
W	-8	ALA	-	expression tag	UNP P74717
W	-7	LEU	-	expression tag	UNP P74717
W	-6	GLU	-	expression tag	UNP P74717
W	-5	VAL	-	expression tag	UNP P74717
W	-4	LEU	-	expression tag	UNP P74717
W	-3	PHE	-	expression tag	UNP P74717
W	-2	GLN	-	expression tag	UNP P74717
W	-1	GLY	-	expression tag	UNP P74717
W	0	PRO	-	expression tag	UNP P74717
X	-22	MET	-	initiating methionine	UNP P74717
X	-21	GLY	-	expression tag	UNP P74717
X	-20	SER	-	expression tag	UNP P74717
X	-19	SER	-	expression tag	UNP P74717
X	-18	HIS	-	expression tag	UNP P74717
X	-17	HIS	-	expression tag	UNP P74717
X	-16	HIS	-	expression tag	UNP P74717
X	-15	HIS	-	expression tag	UNP P74717
X	-14	HIS	-	expression tag	UNP P74717
X	-13	HIS	-	expression tag	UNP P74717
X	-12	SER	-	expression tag	UNP P74717

Continued on next page...

Continued from previous page...

Chain	Residue	Modelled	Actual	Comment	Reference
X	-11	SER	-	expression tag	UNP P74717
X	-10	SER	-	expression tag	UNP P74717
X	-9	ALA	-	expression tag	UNP P74717
X	-8	ALA	-	expression tag	UNP P74717
X	-7	LEU	-	expression tag	UNP P74717
X	-6	GLU	-	expression tag	UNP P74717
X	-5	VAL	-	expression tag	UNP P74717
X	-4	LEU	-	expression tag	UNP P74717
X	-3	PHE	-	expression tag	UNP P74717
X	-2	GLN	-	expression tag	UNP P74717
X	-1	GLY	-	expression tag	UNP P74717
X	0	PRO	-	expression tag	UNP P74717
Y	-22	MET	-	initiating methionine	UNP P74717
Y	-21	GLY	-	expression tag	UNP P74717
Y	-20	SER	-	expression tag	UNP P74717
Y	-19	SER	-	expression tag	UNP P74717
Y	-18	HIS	-	expression tag	UNP P74717
Y	-17	HIS	-	expression tag	UNP P74717
Y	-16	HIS	-	expression tag	UNP P74717
Y	-15	HIS	-	expression tag	UNP P74717
Y	-14	HIS	-	expression tag	UNP P74717
Y	-13	HIS	-	expression tag	UNP P74717
Y	-12	SER	-	expression tag	UNP P74717
Y	-11	SER	-	expression tag	UNP P74717
Y	-10	SER	-	expression tag	UNP P74717
Y	-9	ALA	-	expression tag	UNP P74717
Y	-8	ALA	-	expression tag	UNP P74717
Y	-7	LEU	-	expression tag	UNP P74717
Y	-6	GLU	-	expression tag	UNP P74717
Y	-5	VAL	-	expression tag	UNP P74717
Y	-4	LEU	-	expression tag	UNP P74717
Y	-3	PHE	-	expression tag	UNP P74717
Y	-2	GLN	-	expression tag	UNP P74717
Y	-1	GLY	-	expression tag	UNP P74717
Y	0	PRO	-	expression tag	UNP P74717
Z	-22	MET	-	initiating methionine	UNP P74717
Z	-21	GLY	-	expression tag	UNP P74717
Z	-20	SER	-	expression tag	UNP P74717
Z	-19	SER	-	expression tag	UNP P74717
Z	-18	HIS	-	expression tag	UNP P74717
Z	-17	HIS	-	expression tag	UNP P74717
Z	-16	HIS	-	expression tag	UNP P74717

Continued on next page...

Continued from previous page...

Chain	Residue	Modelled	Actual	Comment	Reference
Z	-15	HIS	-	expression tag	UNP P74717
Z	-14	HIS	-	expression tag	UNP P74717
Z	-13	HIS	-	expression tag	UNP P74717
Z	-12	SER	-	expression tag	UNP P74717
Z	-11	SER	-	expression tag	UNP P74717
Z	-10	SER	-	expression tag	UNP P74717
Z	-9	ALA	-	expression tag	UNP P74717
Z	-8	ALA	-	expression tag	UNP P74717
Z	-7	LEU	-	expression tag	UNP P74717
Z	-6	GLU	-	expression tag	UNP P74717
Z	-5	VAL	-	expression tag	UNP P74717
Z	-4	LEU	-	expression tag	UNP P74717
Z	-3	PHE	-	expression tag	UNP P74717
Z	-2	GLN	-	expression tag	UNP P74717
Z	-1	GLY	-	expression tag	UNP P74717
Z	0	PRO	-	expression tag	UNP P74717
a	-22	MET	-	initiating methionine	UNP P74717
a	-21	GLY	-	expression tag	UNP P74717
a	-20	SER	-	expression tag	UNP P74717
a	-19	SER	-	expression tag	UNP P74717
a	-18	HIS	-	expression tag	UNP P74717
a	-17	HIS	-	expression tag	UNP P74717
a	-16	HIS	-	expression tag	UNP P74717
a	-15	HIS	-	expression tag	UNP P74717
a	-14	HIS	-	expression tag	UNP P74717
a	-13	HIS	-	expression tag	UNP P74717
a	-12	SER	-	expression tag	UNP P74717
a	-11	SER	-	expression tag	UNP P74717
a	-10	SER	-	expression tag	UNP P74717
a	-9	ALA	-	expression tag	UNP P74717
a	-8	ALA	-	expression tag	UNP P74717
a	-7	LEU	-	expression tag	UNP P74717
a	-6	GLU	-	expression tag	UNP P74717
a	-5	VAL	-	expression tag	UNP P74717
a	-4	LEU	-	expression tag	UNP P74717
a	-3	PHE	-	expression tag	UNP P74717
a	-2	GLN	-	expression tag	UNP P74717
a	-1	GLY	-	expression tag	UNP P74717
a	0	PRO	-	expression tag	UNP P74717
b	-22	MET	-	initiating methionine	UNP P74717
b	-21	GLY	-	expression tag	UNP P74717
b	-20	SER	-	expression tag	UNP P74717

Continued on next page...

Continued from previous page...

Chain	Residue	Modelled	Actual	Comment	Reference
b	-19	SER	-	expression tag	UNP P74717
b	-18	HIS	-	expression tag	UNP P74717
b	-17	HIS	-	expression tag	UNP P74717
b	-16	HIS	-	expression tag	UNP P74717
b	-15	HIS	-	expression tag	UNP P74717
b	-14	HIS	-	expression tag	UNP P74717
b	-13	HIS	-	expression tag	UNP P74717
b	-12	SER	-	expression tag	UNP P74717
b	-11	SER	-	expression tag	UNP P74717
b	-10	SER	-	expression tag	UNP P74717
b	-9	ALA	-	expression tag	UNP P74717
b	-8	ALA	-	expression tag	UNP P74717
b	-7	LEU	-	expression tag	UNP P74717
b	-6	GLU	-	expression tag	UNP P74717
b	-5	VAL	-	expression tag	UNP P74717
b	-4	LEU	-	expression tag	UNP P74717
b	-3	PHE	-	expression tag	UNP P74717
b	-2	GLN	-	expression tag	UNP P74717
b	-1	GLY	-	expression tag	UNP P74717
b	0	PRO	-	expression tag	UNP P74717
c	-22	MET	-	initiating methionine	UNP P74717
c	-21	GLY	-	expression tag	UNP P74717
c	-20	SER	-	expression tag	UNP P74717
c	-19	SER	-	expression tag	UNP P74717
c	-18	HIS	-	expression tag	UNP P74717
c	-17	HIS	-	expression tag	UNP P74717
c	-16	HIS	-	expression tag	UNP P74717
c	-15	HIS	-	expression tag	UNP P74717
c	-14	HIS	-	expression tag	UNP P74717
c	-13	HIS	-	expression tag	UNP P74717
c	-12	SER	-	expression tag	UNP P74717
c	-11	SER	-	expression tag	UNP P74717
c	-10	SER	-	expression tag	UNP P74717
c	-9	ALA	-	expression tag	UNP P74717
c	-8	ALA	-	expression tag	UNP P74717
c	-7	LEU	-	expression tag	UNP P74717
c	-6	GLU	-	expression tag	UNP P74717
c	-5	VAL	-	expression tag	UNP P74717
c	-4	LEU	-	expression tag	UNP P74717
c	-3	PHE	-	expression tag	UNP P74717
c	-2	GLN	-	expression tag	UNP P74717
c	-1	GLY	-	expression tag	UNP P74717

Continued on next page...

Continued from previous page...

Chain	Residue	Modelled	Actual	Comment	Reference
c	0	PRO	-	expression tag	UNP P74717
d	-22	MET	-	initiating methionine	UNP P74717
d	-21	GLY	-	expression tag	UNP P74717
d	-20	SER	-	expression tag	UNP P74717
d	-19	SER	-	expression tag	UNP P74717
d	-18	HIS	-	expression tag	UNP P74717
d	-17	HIS	-	expression tag	UNP P74717
d	-16	HIS	-	expression tag	UNP P74717
d	-15	HIS	-	expression tag	UNP P74717
d	-14	HIS	-	expression tag	UNP P74717
d	-13	HIS	-	expression tag	UNP P74717
d	-12	SER	-	expression tag	UNP P74717
d	-11	SER	-	expression tag	UNP P74717
d	-10	SER	-	expression tag	UNP P74717
d	-9	ALA	-	expression tag	UNP P74717
d	-8	ALA	-	expression tag	UNP P74717
d	-7	LEU	-	expression tag	UNP P74717
d	-6	GLU	-	expression tag	UNP P74717
d	-5	VAL	-	expression tag	UNP P74717
d	-4	LEU	-	expression tag	UNP P74717
d	-3	PHE	-	expression tag	UNP P74717
d	-2	GLN	-	expression tag	UNP P74717
d	-1	GLY	-	expression tag	UNP P74717
d	0	PRO	-	expression tag	UNP P74717
e	-22	MET	-	initiating methionine	UNP P74717
e	-21	GLY	-	expression tag	UNP P74717
e	-20	SER	-	expression tag	UNP P74717
e	-19	SER	-	expression tag	UNP P74717
e	-18	HIS	-	expression tag	UNP P74717
e	-17	HIS	-	expression tag	UNP P74717
e	-16	HIS	-	expression tag	UNP P74717
e	-15	HIS	-	expression tag	UNP P74717
e	-14	HIS	-	expression tag	UNP P74717
e	-13	HIS	-	expression tag	UNP P74717
e	-12	SER	-	expression tag	UNP P74717
e	-11	SER	-	expression tag	UNP P74717
e	-10	SER	-	expression tag	UNP P74717
e	-9	ALA	-	expression tag	UNP P74717
e	-8	ALA	-	expression tag	UNP P74717
e	-7	LEU	-	expression tag	UNP P74717
e	-6	GLU	-	expression tag	UNP P74717
e	-5	VAL	-	expression tag	UNP P74717

Continued on next page...

Continued from previous page...

Chain	Residue	Modelled	Actual	Comment	Reference
e	-4	LEU	-	expression tag	UNP P74717
e	-3	PHE	-	expression tag	UNP P74717
e	-2	GLN	-	expression tag	UNP P74717
e	-1	GLY	-	expression tag	UNP P74717
e	0	PRO	-	expression tag	UNP P74717
f	-22	MET	-	initiating methionine	UNP P74717
f	-21	GLY	-	expression tag	UNP P74717
f	-20	SER	-	expression tag	UNP P74717
f	-19	SER	-	expression tag	UNP P74717
f	-18	HIS	-	expression tag	UNP P74717
f	-17	HIS	-	expression tag	UNP P74717
f	-16	HIS	-	expression tag	UNP P74717
f	-15	HIS	-	expression tag	UNP P74717
f	-14	HIS	-	expression tag	UNP P74717
f	-13	HIS	-	expression tag	UNP P74717
f	-12	SER	-	expression tag	UNP P74717
f	-11	SER	-	expression tag	UNP P74717
f	-10	SER	-	expression tag	UNP P74717
f	-9	ALA	-	expression tag	UNP P74717
f	-8	ALA	-	expression tag	UNP P74717
f	-7	LEU	-	expression tag	UNP P74717
f	-6	GLU	-	expression tag	UNP P74717
f	-5	VAL	-	expression tag	UNP P74717
f	-4	LEU	-	expression tag	UNP P74717
f	-3	PHE	-	expression tag	UNP P74717
f	-2	GLN	-	expression tag	UNP P74717
f	-1	GLY	-	expression tag	UNP P74717
f	0	PRO	-	expression tag	UNP P74717
g	-22	MET	-	initiating methionine	UNP P74717
g	-21	GLY	-	expression tag	UNP P74717
g	-20	SER	-	expression tag	UNP P74717
g	-19	SER	-	expression tag	UNP P74717
g	-18	HIS	-	expression tag	UNP P74717
g	-17	HIS	-	expression tag	UNP P74717
g	-16	HIS	-	expression tag	UNP P74717
g	-15	HIS	-	expression tag	UNP P74717
g	-14	HIS	-	expression tag	UNP P74717
g	-13	HIS	-	expression tag	UNP P74717
g	-12	SER	-	expression tag	UNP P74717
g	-11	SER	-	expression tag	UNP P74717
g	-10	SER	-	expression tag	UNP P74717
g	-9	ALA	-	expression tag	UNP P74717

Continued on next page...

Continued from previous page...

Chain	Residue	Modelled	Actual	Comment	Reference
g	-8	ALA	-	expression tag	UNP P74717
g	-7	LEU	-	expression tag	UNP P74717
g	-6	GLU	-	expression tag	UNP P74717
g	-5	VAL	-	expression tag	UNP P74717
g	-4	LEU	-	expression tag	UNP P74717
g	-3	PHE	-	expression tag	UNP P74717
g	-2	GLN	-	expression tag	UNP P74717
g	-1	GLY	-	expression tag	UNP P74717
g	0	PRO	-	expression tag	UNP P74717
h	-22	MET	-	initiating methionine	UNP P74717
h	-21	GLY	-	expression tag	UNP P74717
h	-20	SER	-	expression tag	UNP P74717
h	-19	SER	-	expression tag	UNP P74717
h	-18	HIS	-	expression tag	UNP P74717
h	-17	HIS	-	expression tag	UNP P74717
h	-16	HIS	-	expression tag	UNP P74717
h	-15	HIS	-	expression tag	UNP P74717
h	-14	HIS	-	expression tag	UNP P74717
h	-13	HIS	-	expression tag	UNP P74717
h	-12	SER	-	expression tag	UNP P74717
h	-11	SER	-	expression tag	UNP P74717
h	-10	SER	-	expression tag	UNP P74717
h	-9	ALA	-	expression tag	UNP P74717
h	-8	ALA	-	expression tag	UNP P74717
h	-7	LEU	-	expression tag	UNP P74717
h	-6	GLU	-	expression tag	UNP P74717
h	-5	VAL	-	expression tag	UNP P74717
h	-4	LEU	-	expression tag	UNP P74717
h	-3	PHE	-	expression tag	UNP P74717
h	-2	GLN	-	expression tag	UNP P74717
h	-1	GLY	-	expression tag	UNP P74717
h	0	PRO	-	expression tag	UNP P74717
i	-22	MET	-	initiating methionine	UNP P74717
i	-21	GLY	-	expression tag	UNP P74717
i	-20	SER	-	expression tag	UNP P74717
i	-19	SER	-	expression tag	UNP P74717
i	-18	HIS	-	expression tag	UNP P74717
i	-17	HIS	-	expression tag	UNP P74717
i	-16	HIS	-	expression tag	UNP P74717
i	-15	HIS	-	expression tag	UNP P74717
i	-14	HIS	-	expression tag	UNP P74717
i	-13	HIS	-	expression tag	UNP P74717

Continued on next page...

Continued from previous page...

Chain	Residue	Modelled	Actual	Comment	Reference
i	-12	SER	-	expression tag	UNP P74717
i	-11	SER	-	expression tag	UNP P74717
i	-10	SER	-	expression tag	UNP P74717
i	-9	ALA	-	expression tag	UNP P74717
i	-8	ALA	-	expression tag	UNP P74717
i	-7	LEU	-	expression tag	UNP P74717
i	-6	GLU	-	expression tag	UNP P74717
i	-5	VAL	-	expression tag	UNP P74717
i	-4	LEU	-	expression tag	UNP P74717
i	-3	PHE	-	expression tag	UNP P74717
i	-2	GLN	-	expression tag	UNP P74717
i	-1	GLY	-	expression tag	UNP P74717
i	0	PRO	-	expression tag	UNP P74717
j	-22	MET	-	initiating methionine	UNP P74717
j	-21	GLY	-	expression tag	UNP P74717
j	-20	SER	-	expression tag	UNP P74717
j	-19	SER	-	expression tag	UNP P74717
j	-18	HIS	-	expression tag	UNP P74717
j	-17	HIS	-	expression tag	UNP P74717
j	-16	HIS	-	expression tag	UNP P74717
j	-15	HIS	-	expression tag	UNP P74717
j	-14	HIS	-	expression tag	UNP P74717
j	-13	HIS	-	expression tag	UNP P74717
j	-12	SER	-	expression tag	UNP P74717
j	-11	SER	-	expression tag	UNP P74717
j	-10	SER	-	expression tag	UNP P74717
j	-9	ALA	-	expression tag	UNP P74717
j	-8	ALA	-	expression tag	UNP P74717
j	-7	LEU	-	expression tag	UNP P74717
j	-6	GLU	-	expression tag	UNP P74717
j	-5	VAL	-	expression tag	UNP P74717
j	-4	LEU	-	expression tag	UNP P74717
j	-3	PHE	-	expression tag	UNP P74717
j	-2	GLN	-	expression tag	UNP P74717
j	-1	GLY	-	expression tag	UNP P74717
j	0	PRO	-	expression tag	UNP P74717
k	-22	MET	-	initiating methionine	UNP P74717
k	-21	GLY	-	expression tag	UNP P74717
k	-20	SER	-	expression tag	UNP P74717
k	-19	SER	-	expression tag	UNP P74717
k	-18	HIS	-	expression tag	UNP P74717
k	-17	HIS	-	expression tag	UNP P74717

Continued on next page...

Continued from previous page...

Chain	Residue	Modelled	Actual	Comment	Reference
k	-16	HIS	-	expression tag	UNP P74717
k	-15	HIS	-	expression tag	UNP P74717
k	-14	HIS	-	expression tag	UNP P74717
k	-13	HIS	-	expression tag	UNP P74717
k	-12	SER	-	expression tag	UNP P74717
k	-11	SER	-	expression tag	UNP P74717
k	-10	SER	-	expression tag	UNP P74717
k	-9	ALA	-	expression tag	UNP P74717
k	-8	ALA	-	expression tag	UNP P74717
k	-7	LEU	-	expression tag	UNP P74717
k	-6	GLU	-	expression tag	UNP P74717
k	-5	VAL	-	expression tag	UNP P74717
k	-4	LEU	-	expression tag	UNP P74717
k	-3	PHE	-	expression tag	UNP P74717
k	-2	GLN	-	expression tag	UNP P74717
k	-1	GLY	-	expression tag	UNP P74717
k	0	PRO	-	expression tag	UNP P74717
l	-22	MET	-	initiating methionine	UNP P74717
l	-21	GLY	-	expression tag	UNP P74717
l	-20	SER	-	expression tag	UNP P74717
l	-19	SER	-	expression tag	UNP P74717
l	-18	HIS	-	expression tag	UNP P74717
l	-17	HIS	-	expression tag	UNP P74717
l	-16	HIS	-	expression tag	UNP P74717
l	-15	HIS	-	expression tag	UNP P74717
l	-14	HIS	-	expression tag	UNP P74717
l	-13	HIS	-	expression tag	UNP P74717
l	-12	SER	-	expression tag	UNP P74717
l	-11	SER	-	expression tag	UNP P74717
l	-10	SER	-	expression tag	UNP P74717
l	-9	ALA	-	expression tag	UNP P74717
l	-8	ALA	-	expression tag	UNP P74717
l	-7	LEU	-	expression tag	UNP P74717
l	-6	GLU	-	expression tag	UNP P74717
l	-5	VAL	-	expression tag	UNP P74717
l	-4	LEU	-	expression tag	UNP P74717
l	-3	PHE	-	expression tag	UNP P74717
l	-2	GLN	-	expression tag	UNP P74717
l	-1	GLY	-	expression tag	UNP P74717
l	0	PRO	-	expression tag	UNP P74717
m	-22	MET	-	initiating methionine	UNP P74717
m	-21	GLY	-	expression tag	UNP P74717

Continued on next page...

Continued from previous page...

Chain	Residue	Modelled	Actual	Comment	Reference
m	-20	SER	-	expression tag	UNP P74717
m	-19	SER	-	expression tag	UNP P74717
m	-18	HIS	-	expression tag	UNP P74717
m	-17	HIS	-	expression tag	UNP P74717
m	-16	HIS	-	expression tag	UNP P74717
m	-15	HIS	-	expression tag	UNP P74717
m	-14	HIS	-	expression tag	UNP P74717
m	-13	HIS	-	expression tag	UNP P74717
m	-12	SER	-	expression tag	UNP P74717
m	-11	SER	-	expression tag	UNP P74717
m	-10	SER	-	expression tag	UNP P74717
m	-9	ALA	-	expression tag	UNP P74717
m	-8	ALA	-	expression tag	UNP P74717
m	-7	LEU	-	expression tag	UNP P74717
m	-6	GLU	-	expression tag	UNP P74717
m	-5	VAL	-	expression tag	UNP P74717
m	-4	LEU	-	expression tag	UNP P74717
m	-3	PHE	-	expression tag	UNP P74717
m	-2	GLN	-	expression tag	UNP P74717
m	-1	GLY	-	expression tag	UNP P74717
m	0	PRO	-	expression tag	UNP P74717
n	-22	MET	-	initiating methionine	UNP P74717
n	-21	GLY	-	expression tag	UNP P74717
n	-20	SER	-	expression tag	UNP P74717
n	-19	SER	-	expression tag	UNP P74717
n	-18	HIS	-	expression tag	UNP P74717
n	-17	HIS	-	expression tag	UNP P74717
n	-16	HIS	-	expression tag	UNP P74717
n	-15	HIS	-	expression tag	UNP P74717
n	-14	HIS	-	expression tag	UNP P74717
n	-13	HIS	-	expression tag	UNP P74717
n	-12	SER	-	expression tag	UNP P74717
n	-11	SER	-	expression tag	UNP P74717
n	-10	SER	-	expression tag	UNP P74717
n	-9	ALA	-	expression tag	UNP P74717
n	-8	ALA	-	expression tag	UNP P74717
n	-7	LEU	-	expression tag	UNP P74717
n	-6	GLU	-	expression tag	UNP P74717
n	-5	VAL	-	expression tag	UNP P74717
n	-4	LEU	-	expression tag	UNP P74717
n	-3	PHE	-	expression tag	UNP P74717
n	-2	GLN	-	expression tag	UNP P74717

Continued on next page...

Continued from previous page...

Chain	Residue	Modelled	Actual	Comment	Reference
n	-1	GLY	-	expression tag	UNP P74717
n	0	PRO	-	expression tag	UNP P74717
o	-22	MET	-	initiating methionine	UNP P74717
o	-21	GLY	-	expression tag	UNP P74717
o	-20	SER	-	expression tag	UNP P74717
o	-19	SER	-	expression tag	UNP P74717
o	-18	HIS	-	expression tag	UNP P74717
o	-17	HIS	-	expression tag	UNP P74717
o	-16	HIS	-	expression tag	UNP P74717
o	-15	HIS	-	expression tag	UNP P74717
o	-14	HIS	-	expression tag	UNP P74717
o	-13	HIS	-	expression tag	UNP P74717
o	-12	SER	-	expression tag	UNP P74717
o	-11	SER	-	expression tag	UNP P74717
o	-10	SER	-	expression tag	UNP P74717
o	-9	ALA	-	expression tag	UNP P74717
o	-8	ALA	-	expression tag	UNP P74717
o	-7	LEU	-	expression tag	UNP P74717
o	-6	GLU	-	expression tag	UNP P74717
o	-5	VAL	-	expression tag	UNP P74717
o	-4	LEU	-	expression tag	UNP P74717
o	-3	PHE	-	expression tag	UNP P74717
o	-2	GLN	-	expression tag	UNP P74717
o	-1	GLY	-	expression tag	UNP P74717
o	0	PRO	-	expression tag	UNP P74717
p	-22	MET	-	initiating methionine	UNP P74717
p	-21	GLY	-	expression tag	UNP P74717
p	-20	SER	-	expression tag	UNP P74717
p	-19	SER	-	expression tag	UNP P74717
p	-18	HIS	-	expression tag	UNP P74717
p	-17	HIS	-	expression tag	UNP P74717
p	-16	HIS	-	expression tag	UNP P74717
p	-15	HIS	-	expression tag	UNP P74717
p	-14	HIS	-	expression tag	UNP P74717
p	-13	HIS	-	expression tag	UNP P74717
p	-12	SER	-	expression tag	UNP P74717
p	-11	SER	-	expression tag	UNP P74717
p	-10	SER	-	expression tag	UNP P74717
p	-9	ALA	-	expression tag	UNP P74717
p	-8	ALA	-	expression tag	UNP P74717
p	-7	LEU	-	expression tag	UNP P74717
p	-6	GLU	-	expression tag	UNP P74717

Continued on next page...

Continued from previous page...

Chain	Residue	Modelled	Actual	Comment	Reference
p	-5	VAL	-	expression tag	UNP P74717
p	-4	LEU	-	expression tag	UNP P74717
p	-3	PHE	-	expression tag	UNP P74717
p	-2	GLN	-	expression tag	UNP P74717
p	-1	GLY	-	expression tag	UNP P74717
p	0	PRO	-	expression tag	UNP P74717
q	-22	MET	-	initiating methionine	UNP P74717
q	-21	GLY	-	expression tag	UNP P74717
q	-20	SER	-	expression tag	UNP P74717
q	-19	SER	-	expression tag	UNP P74717
q	-18	HIS	-	expression tag	UNP P74717
q	-17	HIS	-	expression tag	UNP P74717
q	-16	HIS	-	expression tag	UNP P74717
q	-15	HIS	-	expression tag	UNP P74717
q	-14	HIS	-	expression tag	UNP P74717
q	-13	HIS	-	expression tag	UNP P74717
q	-12	SER	-	expression tag	UNP P74717
q	-11	SER	-	expression tag	UNP P74717
q	-10	SER	-	expression tag	UNP P74717
q	-9	ALA	-	expression tag	UNP P74717
q	-8	ALA	-	expression tag	UNP P74717
q	-7	LEU	-	expression tag	UNP P74717
q	-6	GLU	-	expression tag	UNP P74717
q	-5	VAL	-	expression tag	UNP P74717
q	-4	LEU	-	expression tag	UNP P74717
q	-3	PHE	-	expression tag	UNP P74717
q	-2	GLN	-	expression tag	UNP P74717
q	-1	GLY	-	expression tag	UNP P74717
q	0	PRO	-	expression tag	UNP P74717
r	-22	MET	-	initiating methionine	UNP P74717
r	-21	GLY	-	expression tag	UNP P74717
r	-20	SER	-	expression tag	UNP P74717
r	-19	SER	-	expression tag	UNP P74717
r	-18	HIS	-	expression tag	UNP P74717
r	-17	HIS	-	expression tag	UNP P74717
r	-16	HIS	-	expression tag	UNP P74717
r	-15	HIS	-	expression tag	UNP P74717
r	-14	HIS	-	expression tag	UNP P74717
r	-13	HIS	-	expression tag	UNP P74717
r	-12	SER	-	expression tag	UNP P74717
r	-11	SER	-	expression tag	UNP P74717
r	-10	SER	-	expression tag	UNP P74717

Continued on next page...

Continued from previous page...

Chain	Residue	Modelled	Actual	Comment	Reference
r	-9	ALA	-	expression tag	UNP P74717
r	-8	ALA	-	expression tag	UNP P74717
r	-7	LEU	-	expression tag	UNP P74717
r	-6	GLU	-	expression tag	UNP P74717
r	-5	VAL	-	expression tag	UNP P74717
r	-4	LEU	-	expression tag	UNP P74717
r	-3	PHE	-	expression tag	UNP P74717
r	-2	GLN	-	expression tag	UNP P74717
r	-1	GLY	-	expression tag	UNP P74717
r	0	PRO	-	expression tag	UNP P74717
s	-22	MET	-	initiating methionine	UNP P74717
s	-21	GLY	-	expression tag	UNP P74717
s	-20	SER	-	expression tag	UNP P74717
s	-19	SER	-	expression tag	UNP P74717
s	-18	HIS	-	expression tag	UNP P74717
s	-17	HIS	-	expression tag	UNP P74717
s	-16	HIS	-	expression tag	UNP P74717
s	-15	HIS	-	expression tag	UNP P74717
s	-14	HIS	-	expression tag	UNP P74717
s	-13	HIS	-	expression tag	UNP P74717
s	-12	SER	-	expression tag	UNP P74717
s	-11	SER	-	expression tag	UNP P74717
s	-10	SER	-	expression tag	UNP P74717
s	-9	ALA	-	expression tag	UNP P74717
s	-8	ALA	-	expression tag	UNP P74717
s	-7	LEU	-	expression tag	UNP P74717
s	-6	GLU	-	expression tag	UNP P74717
s	-5	VAL	-	expression tag	UNP P74717
s	-4	LEU	-	expression tag	UNP P74717
s	-3	PHE	-	expression tag	UNP P74717
s	-2	GLN	-	expression tag	UNP P74717
s	-1	GLY	-	expression tag	UNP P74717
s	0	PRO	-	expression tag	UNP P74717
t	-22	MET	-	initiating methionine	UNP P74717
t	-21	GLY	-	expression tag	UNP P74717
t	-20	SER	-	expression tag	UNP P74717
t	-19	SER	-	expression tag	UNP P74717
t	-18	HIS	-	expression tag	UNP P74717
t	-17	HIS	-	expression tag	UNP P74717
t	-16	HIS	-	expression tag	UNP P74717
t	-15	HIS	-	expression tag	UNP P74717
t	-14	HIS	-	expression tag	UNP P74717

Continued on next page...

Continued from previous page...

Chain	Residue	Modelled	Actual	Comment	Reference
t	-13	HIS	-	expression tag	UNP P74717
t	-12	SER	-	expression tag	UNP P74717
t	-11	SER	-	expression tag	UNP P74717
t	-10	SER	-	expression tag	UNP P74717
t	-9	ALA	-	expression tag	UNP P74717
t	-8	ALA	-	expression tag	UNP P74717
t	-7	LEU	-	expression tag	UNP P74717
t	-6	GLU	-	expression tag	UNP P74717
t	-5	VAL	-	expression tag	UNP P74717
t	-4	LEU	-	expression tag	UNP P74717
t	-3	PHE	-	expression tag	UNP P74717
t	-2	GLN	-	expression tag	UNP P74717
t	-1	GLY	-	expression tag	UNP P74717
t	0	PRO	-	expression tag	UNP P74717
u	-22	MET	-	initiating methionine	UNP P74717
u	-21	GLY	-	expression tag	UNP P74717
u	-20	SER	-	expression tag	UNP P74717
u	-19	SER	-	expression tag	UNP P74717
u	-18	HIS	-	expression tag	UNP P74717
u	-17	HIS	-	expression tag	UNP P74717
u	-16	HIS	-	expression tag	UNP P74717
u	-15	HIS	-	expression tag	UNP P74717
u	-14	HIS	-	expression tag	UNP P74717
u	-13	HIS	-	expression tag	UNP P74717
u	-12	SER	-	expression tag	UNP P74717
u	-11	SER	-	expression tag	UNP P74717
u	-10	SER	-	expression tag	UNP P74717
u	-9	ALA	-	expression tag	UNP P74717
u	-8	ALA	-	expression tag	UNP P74717
u	-7	LEU	-	expression tag	UNP P74717
u	-6	GLU	-	expression tag	UNP P74717
u	-5	VAL	-	expression tag	UNP P74717
u	-4	LEU	-	expression tag	UNP P74717
u	-3	PHE	-	expression tag	UNP P74717
u	-2	GLN	-	expression tag	UNP P74717
u	-1	GLY	-	expression tag	UNP P74717
u	0	PRO	-	expression tag	UNP P74717
v	-22	MET	-	initiating methionine	UNP P74717
v	-21	GLY	-	expression tag	UNP P74717
v	-20	SER	-	expression tag	UNP P74717
v	-19	SER	-	expression tag	UNP P74717
v	-18	HIS	-	expression tag	UNP P74717

Continued on next page...

Continued from previous page...

Chain	Residue	Modelled	Actual	Comment	Reference
v	-17	HIS	-	expression tag	UNP P74717
v	-16	HIS	-	expression tag	UNP P74717
v	-15	HIS	-	expression tag	UNP P74717
v	-14	HIS	-	expression tag	UNP P74717
v	-13	HIS	-	expression tag	UNP P74717
v	-12	SER	-	expression tag	UNP P74717
v	-11	SER	-	expression tag	UNP P74717
v	-10	SER	-	expression tag	UNP P74717
v	-9	ALA	-	expression tag	UNP P74717
v	-8	ALA	-	expression tag	UNP P74717
v	-7	LEU	-	expression tag	UNP P74717
v	-6	GLU	-	expression tag	UNP P74717
v	-5	VAL	-	expression tag	UNP P74717
v	-4	LEU	-	expression tag	UNP P74717
v	-3	PHE	-	expression tag	UNP P74717
v	-2	GLN	-	expression tag	UNP P74717
v	-1	GLY	-	expression tag	UNP P74717
v	0	PRO	-	expression tag	UNP P74717
w	-22	MET	-	initiating methionine	UNP P74717
w	-21	GLY	-	expression tag	UNP P74717
w	-20	SER	-	expression tag	UNP P74717
w	-19	SER	-	expression tag	UNP P74717
w	-18	HIS	-	expression tag	UNP P74717
w	-17	HIS	-	expression tag	UNP P74717
w	-16	HIS	-	expression tag	UNP P74717
w	-15	HIS	-	expression tag	UNP P74717
w	-14	HIS	-	expression tag	UNP P74717
w	-13	HIS	-	expression tag	UNP P74717
w	-12	SER	-	expression tag	UNP P74717
w	-11	SER	-	expression tag	UNP P74717
w	-10	SER	-	expression tag	UNP P74717
w	-9	ALA	-	expression tag	UNP P74717
w	-8	ALA	-	expression tag	UNP P74717
w	-7	LEU	-	expression tag	UNP P74717
w	-6	GLU	-	expression tag	UNP P74717
w	-5	VAL	-	expression tag	UNP P74717
w	-4	LEU	-	expression tag	UNP P74717
w	-3	PHE	-	expression tag	UNP P74717
w	-2	GLN	-	expression tag	UNP P74717
w	-1	GLY	-	expression tag	UNP P74717
w	0	PRO	-	expression tag	UNP P74717
x	-22	MET	-	initiating methionine	UNP P74717

Continued on next page...

Continued from previous page...

Chain	Residue	Modelled	Actual	Comment	Reference
x	-21	GLY	-	expression tag	UNP P74717
x	-20	SER	-	expression tag	UNP P74717
x	-19	SER	-	expression tag	UNP P74717
x	-18	HIS	-	expression tag	UNP P74717
x	-17	HIS	-	expression tag	UNP P74717
x	-16	HIS	-	expression tag	UNP P74717
x	-15	HIS	-	expression tag	UNP P74717
x	-14	HIS	-	expression tag	UNP P74717
x	-13	HIS	-	expression tag	UNP P74717
x	-12	SER	-	expression tag	UNP P74717
x	-11	SER	-	expression tag	UNP P74717
x	-10	SER	-	expression tag	UNP P74717
x	-9	ALA	-	expression tag	UNP P74717
x	-8	ALA	-	expression tag	UNP P74717
x	-7	LEU	-	expression tag	UNP P74717
x	-6	GLU	-	expression tag	UNP P74717
x	-5	VAL	-	expression tag	UNP P74717
x	-4	LEU	-	expression tag	UNP P74717
x	-3	PHE	-	expression tag	UNP P74717
x	-2	GLN	-	expression tag	UNP P74717
x	-1	GLY	-	expression tag	UNP P74717
x	0	PRO	-	expression tag	UNP P74717
y	-22	MET	-	initiating methionine	UNP P74717
y	-21	GLY	-	expression tag	UNP P74717
y	-20	SER	-	expression tag	UNP P74717
y	-19	SER	-	expression tag	UNP P74717
y	-18	HIS	-	expression tag	UNP P74717
y	-17	HIS	-	expression tag	UNP P74717
y	-16	HIS	-	expression tag	UNP P74717
y	-15	HIS	-	expression tag	UNP P74717
y	-14	HIS	-	expression tag	UNP P74717
y	-13	HIS	-	expression tag	UNP P74717
y	-12	SER	-	expression tag	UNP P74717
y	-11	SER	-	expression tag	UNP P74717
y	-10	SER	-	expression tag	UNP P74717
y	-9	ALA	-	expression tag	UNP P74717
y	-8	ALA	-	expression tag	UNP P74717
y	-7	LEU	-	expression tag	UNP P74717
y	-6	GLU	-	expression tag	UNP P74717
y	-5	VAL	-	expression tag	UNP P74717
y	-4	LEU	-	expression tag	UNP P74717
y	-3	PHE	-	expression tag	UNP P74717

Continued on next page...

Continued from previous page...

Chain	Residue	Modelled	Actual	Comment	Reference
y	-2	GLN	-	expression tag	UNP P74717
y	-1	GLY	-	expression tag	UNP P74717
y	0	PRO	-	expression tag	UNP P74717
z	-22	MET	-	initiating methionine	UNP P74717
z	-21	GLY	-	expression tag	UNP P74717
z	-20	SER	-	expression tag	UNP P74717
z	-19	SER	-	expression tag	UNP P74717
z	-18	HIS	-	expression tag	UNP P74717
z	-17	HIS	-	expression tag	UNP P74717
z	-16	HIS	-	expression tag	UNP P74717
z	-15	HIS	-	expression tag	UNP P74717
z	-14	HIS	-	expression tag	UNP P74717
z	-13	HIS	-	expression tag	UNP P74717
z	-12	SER	-	expression tag	UNP P74717
z	-11	SER	-	expression tag	UNP P74717
z	-10	SER	-	expression tag	UNP P74717
z	-9	ALA	-	expression tag	UNP P74717
z	-8	ALA	-	expression tag	UNP P74717
z	-7	LEU	-	expression tag	UNP P74717
z	-6	GLU	-	expression tag	UNP P74717
z	-5	VAL	-	expression tag	UNP P74717
z	-4	LEU	-	expression tag	UNP P74717
z	-3	PHE	-	expression tag	UNP P74717
z	-2	GLN	-	expression tag	UNP P74717
z	-1	GLY	-	expression tag	UNP P74717
z	0	PRO	-	expression tag	UNP P74717
0	-22	MET	-	initiating methionine	UNP P74717
0	-21	GLY	-	expression tag	UNP P74717
0	-20	SER	-	expression tag	UNP P74717
0	-19	SER	-	expression tag	UNP P74717
0	-18	HIS	-	expression tag	UNP P74717
0	-17	HIS	-	expression tag	UNP P74717
0	-16	HIS	-	expression tag	UNP P74717
0	-15	HIS	-	expression tag	UNP P74717
0	-14	HIS	-	expression tag	UNP P74717
0	-13	HIS	-	expression tag	UNP P74717
0	-12	SER	-	expression tag	UNP P74717
0	-11	SER	-	expression tag	UNP P74717
0	-10	SER	-	expression tag	UNP P74717
0	-9	ALA	-	expression tag	UNP P74717
0	-8	ALA	-	expression tag	UNP P74717
0	-7	LEU	-	expression tag	UNP P74717

Continued on next page...

Continued from previous page...

Chain	Residue	Modelled	Actual	Comment	Reference
0	-6	GLU	-	expression tag	UNP P74717
0	-5	VAL	-	expression tag	UNP P74717
0	-4	LEU	-	expression tag	UNP P74717
0	-3	PHE	-	expression tag	UNP P74717
0	-2	GLN	-	expression tag	UNP P74717
0	-1	GLY	-	expression tag	UNP P74717
0	0	PRO	-	expression tag	UNP P74717
1	-22	MET	-	initiating methionine	UNP P74717
1	-21	GLY	-	expression tag	UNP P74717
1	-20	SER	-	expression tag	UNP P74717
1	-19	SER	-	expression tag	UNP P74717
1	-18	HIS	-	expression tag	UNP P74717
1	-17	HIS	-	expression tag	UNP P74717
1	-16	HIS	-	expression tag	UNP P74717
1	-15	HIS	-	expression tag	UNP P74717
1	-14	HIS	-	expression tag	UNP P74717
1	-13	HIS	-	expression tag	UNP P74717
1	-12	SER	-	expression tag	UNP P74717
1	-11	SER	-	expression tag	UNP P74717
1	-10	SER	-	expression tag	UNP P74717
1	-9	ALA	-	expression tag	UNP P74717
1	-8	ALA	-	expression tag	UNP P74717
1	-7	LEU	-	expression tag	UNP P74717
1	-6	GLU	-	expression tag	UNP P74717
1	-5	VAL	-	expression tag	UNP P74717
1	-4	LEU	-	expression tag	UNP P74717
1	-3	PHE	-	expression tag	UNP P74717
1	-2	GLN	-	expression tag	UNP P74717
1	-1	GLY	-	expression tag	UNP P74717
1	0	PRO	-	expression tag	UNP P74717
2	-22	MET	-	initiating methionine	UNP P74717
2	-21	GLY	-	expression tag	UNP P74717
2	-20	SER	-	expression tag	UNP P74717
2	-19	SER	-	expression tag	UNP P74717
2	-18	HIS	-	expression tag	UNP P74717
2	-17	HIS	-	expression tag	UNP P74717
2	-16	HIS	-	expression tag	UNP P74717
2	-15	HIS	-	expression tag	UNP P74717
2	-14	HIS	-	expression tag	UNP P74717
2	-13	HIS	-	expression tag	UNP P74717
2	-12	SER	-	expression tag	UNP P74717
2	-11	SER	-	expression tag	UNP P74717

Continued on next page...

Continued from previous page...

Chain	Residue	Modelled	Actual	Comment	Reference
2	-10	SER	-	expression tag	UNP P74717
2	-9	ALA	-	expression tag	UNP P74717
2	-8	ALA	-	expression tag	UNP P74717
2	-7	LEU	-	expression tag	UNP P74717
2	-6	GLU	-	expression tag	UNP P74717
2	-5	VAL	-	expression tag	UNP P74717
2	-4	LEU	-	expression tag	UNP P74717
2	-3	PHE	-	expression tag	UNP P74717
2	-2	GLN	-	expression tag	UNP P74717
2	-1	GLY	-	expression tag	UNP P74717
2	0	PRO	-	expression tag	UNP P74717
3	-22	MET	-	initiating methionine	UNP P74717
3	-21	GLY	-	expression tag	UNP P74717
3	-20	SER	-	expression tag	UNP P74717
3	-19	SER	-	expression tag	UNP P74717
3	-18	HIS	-	expression tag	UNP P74717
3	-17	HIS	-	expression tag	UNP P74717
3	-16	HIS	-	expression tag	UNP P74717
3	-15	HIS	-	expression tag	UNP P74717
3	-14	HIS	-	expression tag	UNP P74717
3	-13	HIS	-	expression tag	UNP P74717
3	-12	SER	-	expression tag	UNP P74717
3	-11	SER	-	expression tag	UNP P74717
3	-10	SER	-	expression tag	UNP P74717
3	-9	ALA	-	expression tag	UNP P74717
3	-8	ALA	-	expression tag	UNP P74717
3	-7	LEU	-	expression tag	UNP P74717
3	-6	GLU	-	expression tag	UNP P74717
3	-5	VAL	-	expression tag	UNP P74717
3	-4	LEU	-	expression tag	UNP P74717
3	-3	PHE	-	expression tag	UNP P74717
3	-2	GLN	-	expression tag	UNP P74717
3	-1	GLY	-	expression tag	UNP P74717
3	0	PRO	-	expression tag	UNP P74717
4	-22	MET	-	initiating methionine	UNP P74717
4	-21	GLY	-	expression tag	UNP P74717
4	-20	SER	-	expression tag	UNP P74717
4	-19	SER	-	expression tag	UNP P74717
4	-18	HIS	-	expression tag	UNP P74717
4	-17	HIS	-	expression tag	UNP P74717
4	-16	HIS	-	expression tag	UNP P74717
4	-15	HIS	-	expression tag	UNP P74717

Continued on next page...

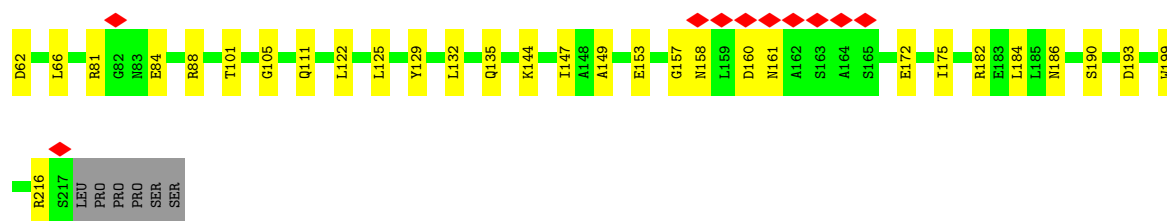
Continued from previous page...

Chain	Residue	Modelled	Actual	Comment	Reference
4	-14	HIS	-	expression tag	UNP P74717
4	-13	HIS	-	expression tag	UNP P74717
4	-12	SER	-	expression tag	UNP P74717
4	-11	SER	-	expression tag	UNP P74717
4	-10	SER	-	expression tag	UNP P74717
4	-9	ALA	-	expression tag	UNP P74717
4	-8	ALA	-	expression tag	UNP P74717
4	-7	LEU	-	expression tag	UNP P74717
4	-6	GLU	-	expression tag	UNP P74717
4	-5	VAL	-	expression tag	UNP P74717
4	-4	LEU	-	expression tag	UNP P74717
4	-3	PHE	-	expression tag	UNP P74717
4	-2	GLN	-	expression tag	UNP P74717
4	-1	GLY	-	expression tag	UNP P74717
4	0	PRO	-	expression tag	UNP P74717
5	-22	MET	-	initiating methionine	UNP P74717
5	-21	GLY	-	expression tag	UNP P74717
5	-20	SER	-	expression tag	UNP P74717
5	-19	SER	-	expression tag	UNP P74717
5	-18	HIS	-	expression tag	UNP P74717
5	-17	HIS	-	expression tag	UNP P74717
5	-16	HIS	-	expression tag	UNP P74717
5	-15	HIS	-	expression tag	UNP P74717
5	-14	HIS	-	expression tag	UNP P74717
5	-13	HIS	-	expression tag	UNP P74717
5	-12	SER	-	expression tag	UNP P74717
5	-11	SER	-	expression tag	UNP P74717
5	-10	SER	-	expression tag	UNP P74717
5	-9	ALA	-	expression tag	UNP P74717
5	-8	ALA	-	expression tag	UNP P74717
5	-7	LEU	-	expression tag	UNP P74717
5	-6	GLU	-	expression tag	UNP P74717
5	-5	VAL	-	expression tag	UNP P74717
5	-4	LEU	-	expression tag	UNP P74717
5	-3	PHE	-	expression tag	UNP P74717
5	-2	GLN	-	expression tag	UNP P74717
5	-1	GLY	-	expression tag	UNP P74717
5	0	PRO	-	expression tag	UNP P74717
6	-22	MET	-	initiating methionine	UNP P74717
6	-21	GLY	-	expression tag	UNP P74717
6	-20	SER	-	expression tag	UNP P74717
6	-19	SER	-	expression tag	UNP P74717

Continued on next page...

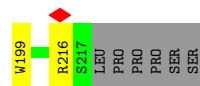

Continued from previous page...

Chain	Residue	Modelled	Actual	Comment	Reference
6	-18	HIS	-	expression tag	UNP P74717
6	-17	HIS	-	expression tag	UNP P74717
6	-16	HIS	-	expression tag	UNP P74717
6	-15	HIS	-	expression tag	UNP P74717
6	-14	HIS	-	expression tag	UNP P74717
6	-13	HIS	-	expression tag	UNP P74717
6	-12	SER	-	expression tag	UNP P74717
6	-11	SER	-	expression tag	UNP P74717
6	-10	SER	-	expression tag	UNP P74717
6	-9	ALA	-	expression tag	UNP P74717
6	-8	ALA	-	expression tag	UNP P74717
6	-7	LEU	-	expression tag	UNP P74717
6	-6	GLU	-	expression tag	UNP P74717
6	-5	VAL	-	expression tag	UNP P74717
6	-4	LEU	-	expression tag	UNP P74717
6	-3	PHE	-	expression tag	UNP P74717
6	-2	GLN	-	expression tag	UNP P74717
6	-1	GLY	-	expression tag	UNP P74717
6	0	PRO	-	expression tag	UNP P74717
7	-22	MET	-	initiating methionine	UNP P74717
7	-21	GLY	-	expression tag	UNP P74717
7	-20	SER	-	expression tag	UNP P74717
7	-19	SER	-	expression tag	UNP P74717
7	-18	HIS	-	expression tag	UNP P74717
7	-17	HIS	-	expression tag	UNP P74717
7	-16	HIS	-	expression tag	UNP P74717
7	-15	HIS	-	expression tag	UNP P74717
7	-14	HIS	-	expression tag	UNP P74717
7	-13	HIS	-	expression tag	UNP P74717
7	-12	SER	-	expression tag	UNP P74717
7	-11	SER	-	expression tag	UNP P74717
7	-10	SER	-	expression tag	UNP P74717
7	-9	ALA	-	expression tag	UNP P74717
7	-8	ALA	-	expression tag	UNP P74717
7	-7	LEU	-	expression tag	UNP P74717
7	-6	GLU	-	expression tag	UNP P74717
7	-5	VAL	-	expression tag	UNP P74717
7	-4	LEU	-	expression tag	UNP P74717
7	-3	PHE	-	expression tag	UNP P74717
7	-2	GLN	-	expression tag	UNP P74717
7	-1	GLY	-	expression tag	UNP P74717
7	0	PRO	-	expression tag	UNP P74717



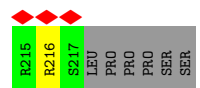
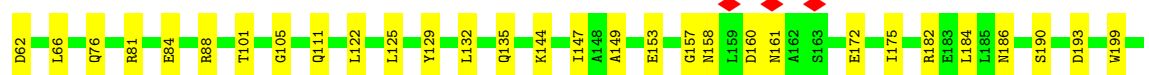
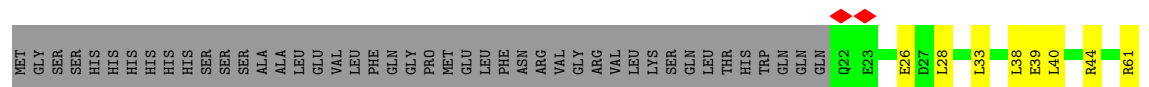
- Molecule 1: Chloroplast membrane-associated 30 kD protein

Chain C: 64% 16% 20%



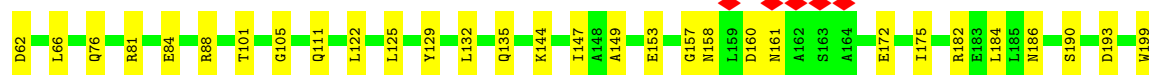
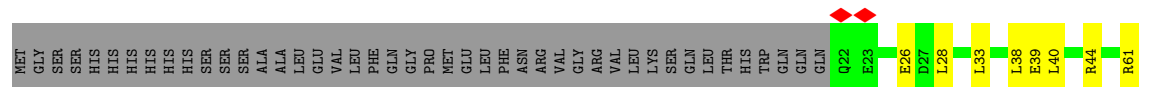
- Molecule 1: Chloroplast membrane-associated 30 kD protein

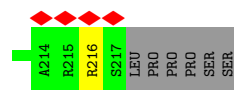
Chain D: 64% 16% 20%



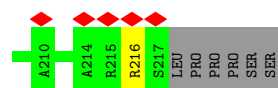
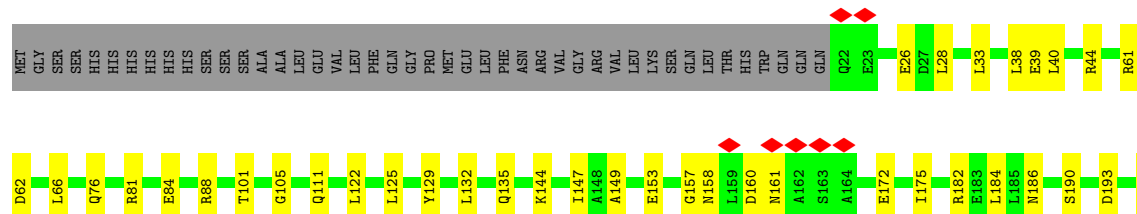
- Molecule 1: Chloroplast membrane-associated 30 kD protein

Chain E: 64% 16% 20%

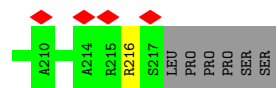
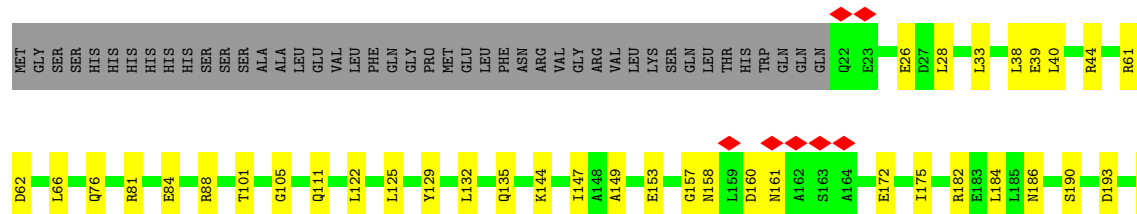




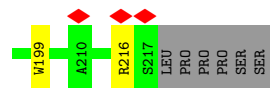
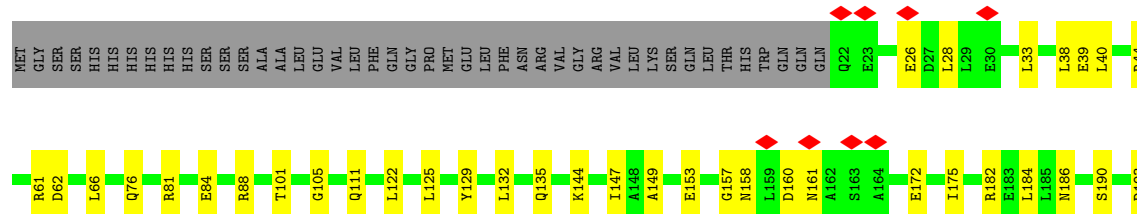
- Molecule 1: Chloroplast membrane-associated 30 kD protein



- Molecule 1: Chloroplast membrane-associated 30 kD protein

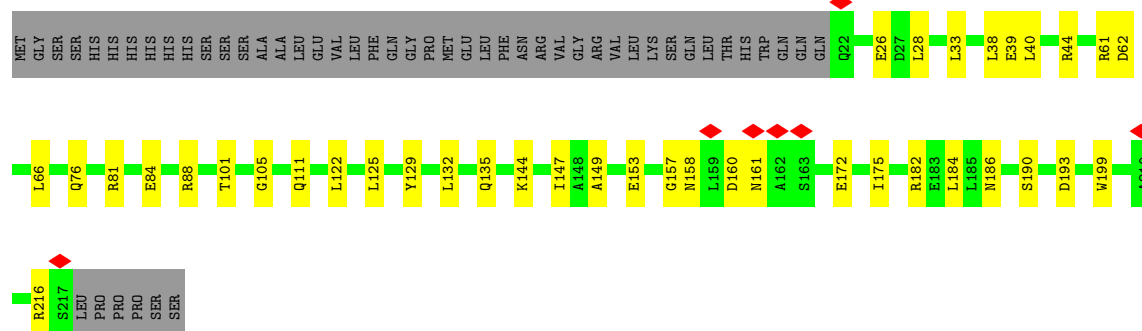


- Molecule 1: Chloroplast membrane-associated 30 kD protein



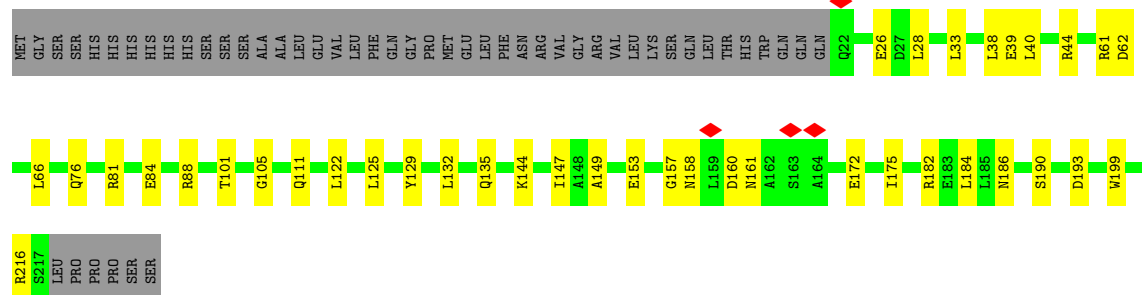
- Molecule 1: Chloroplast membrane-associated 30 kD protein

Chain J: 



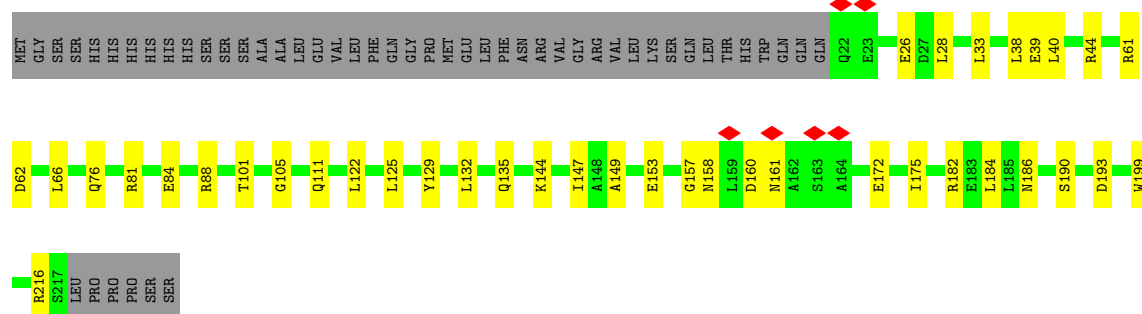
- Molecule 1: Chloroplast membrane-associated 30 kD protein

Chain K: 



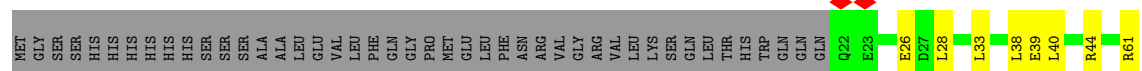
- Molecule 1: Chloroplast membrane-associated 30 kD protein

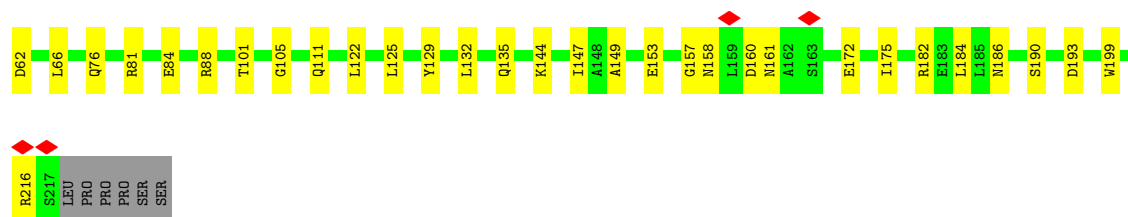
Chain L: 



- Molecule 1: Chloroplast membrane-associated 30 kD protein

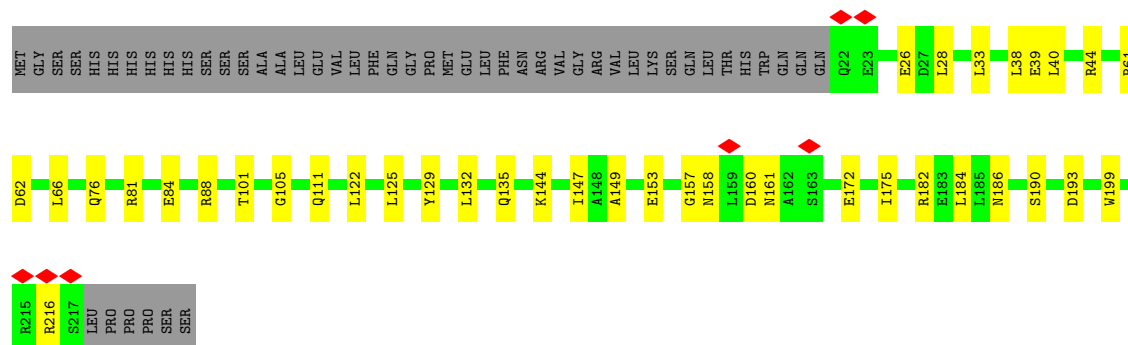
Chain M: 





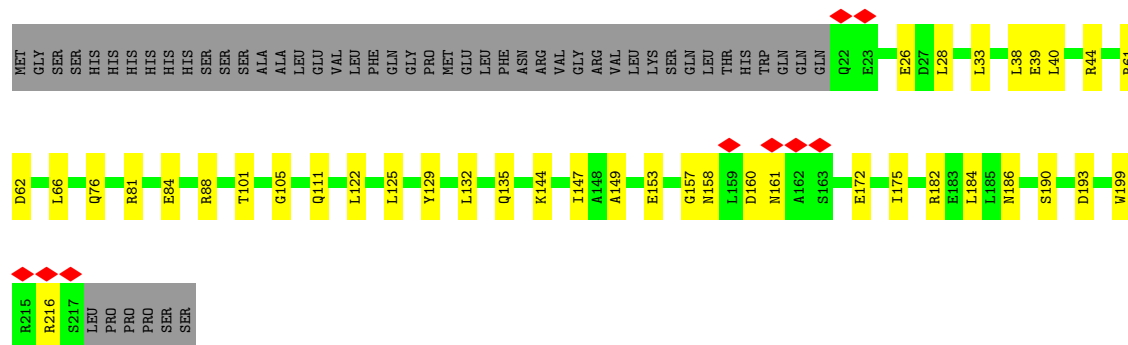
- Molecule 1: Chloroplast membrane-associated 30 kD protein

Chain N: 64% 16% 20%



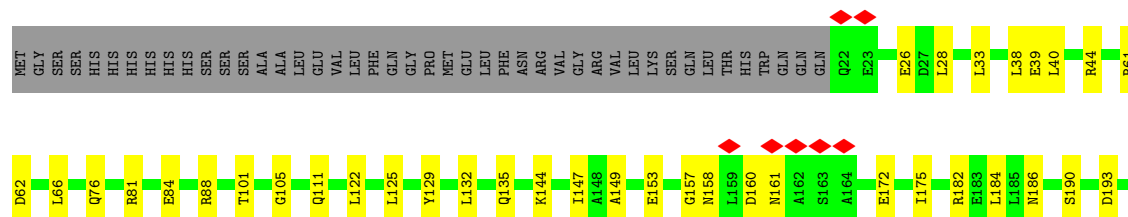
- Molecule 1: Chloroplast membrane-associated 30 kD protein

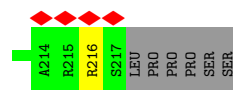
Chain O: 64% 16% 20%



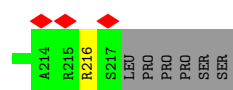
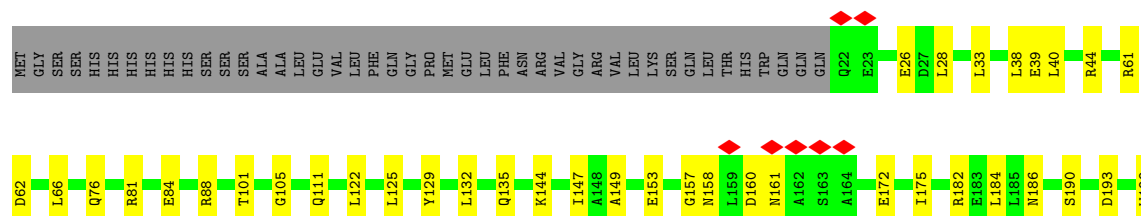
- Molecule 1: Chloroplast membrane-associated 30 kD protein

Chain P: 64% 16% 20%

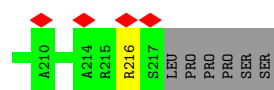
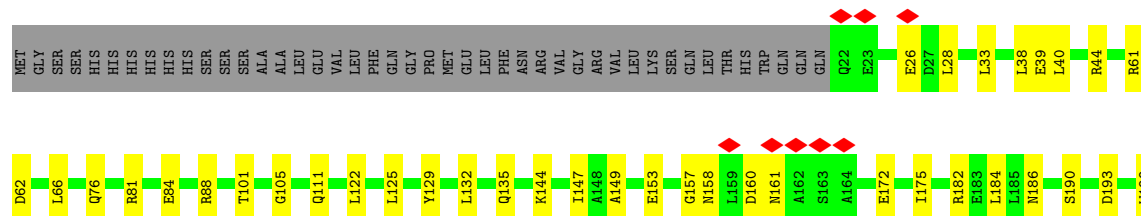




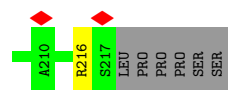
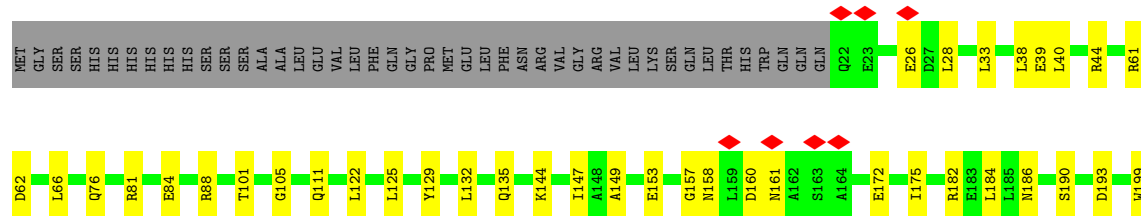
- Molecule 1: Chloroplast membrane-associated 30 kD protein



- Molecule 1: Chloroplast membrane-associated 30 kD protein

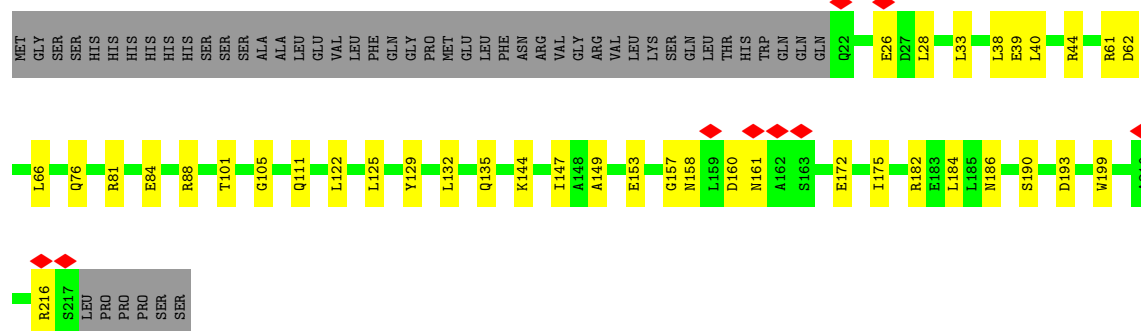


- Molecule 1: Chloroplast membrane-associated 30 kD protein



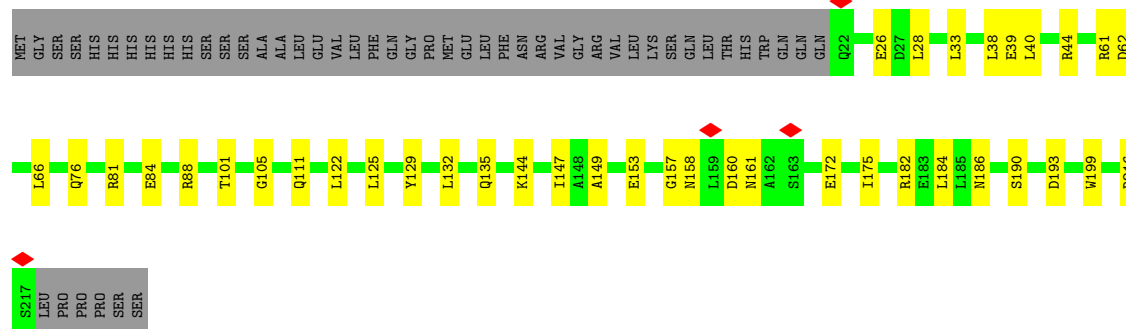
- Molecule 1: Chloroplast membrane-associated 30 kD protein

Chain T: 



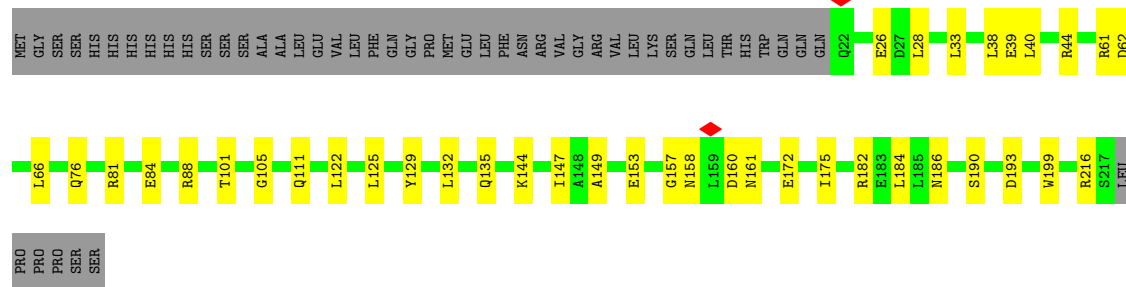
- Molecule 1: Chloroplast membrane-associated 30 kD protein

Chain U: 



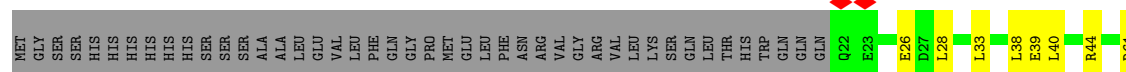
- Molecule 1: Chloroplast membrane-associated 30 kD protein

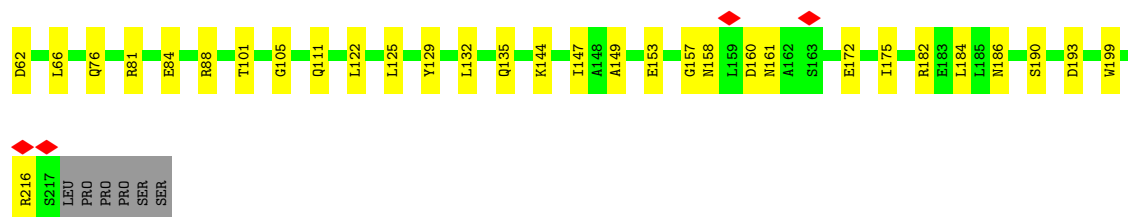
Chain V: 



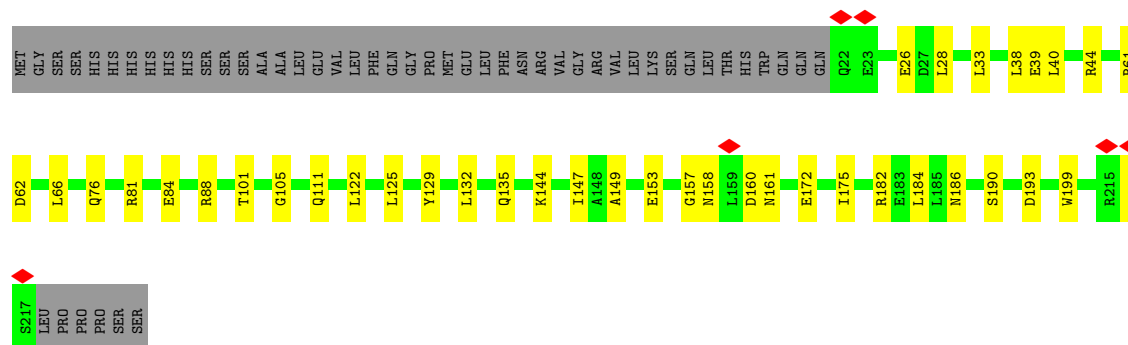
- Molecule 1: Chloroplast membrane-associated 30 kD protein

Chain W: 

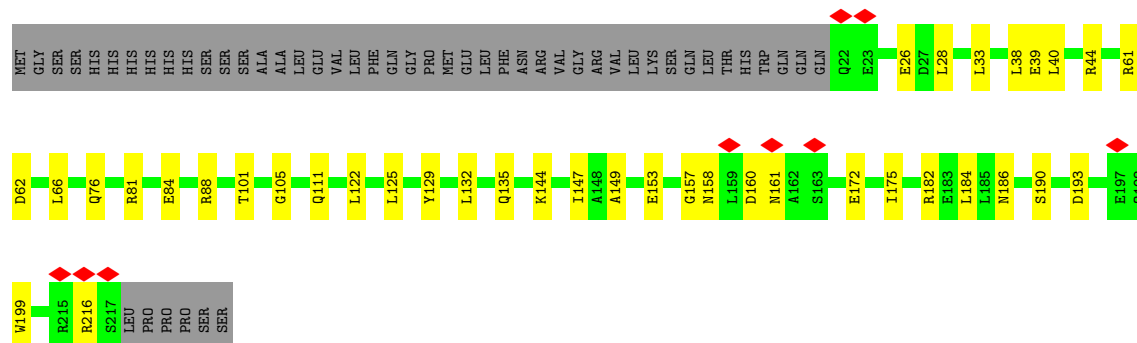




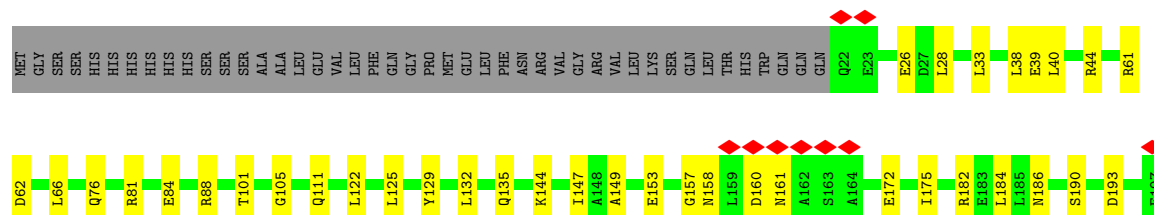
- Molecule 1: Chloroplast membrane-associated 30 kD protein

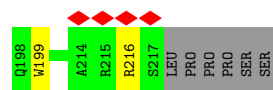


- Molecule 1: Chloroplast membrane-associated 30 kD protein

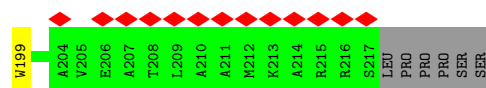



- Molecule 1: Chloroplast membrane-associated 30 kD protein

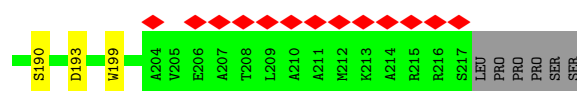
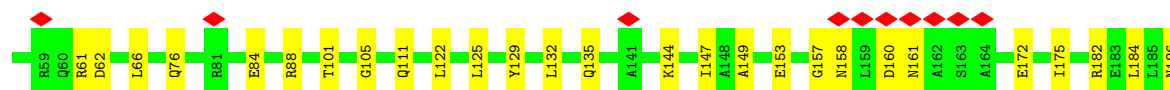
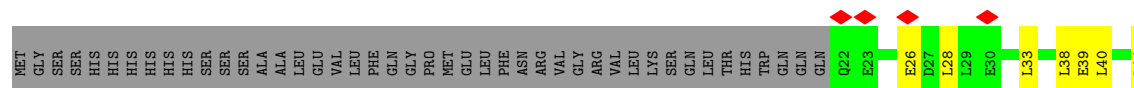




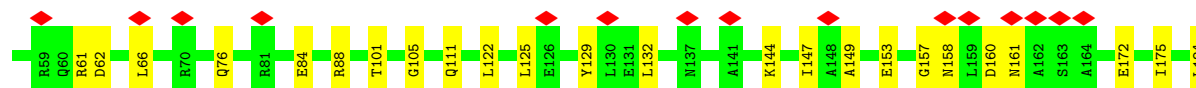
- Molecule 1: Chloroplast membrane-associated 30 kD protein



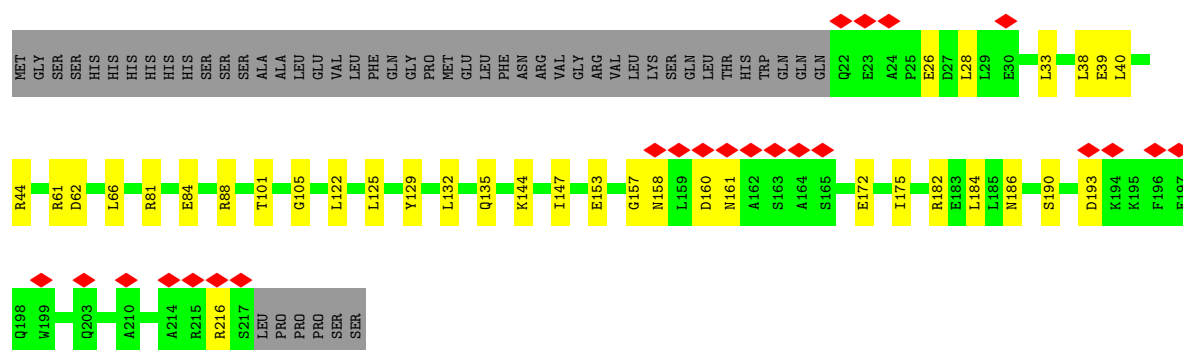
- Molecule 1: Chloroplast membrane-associated 30 kD protein



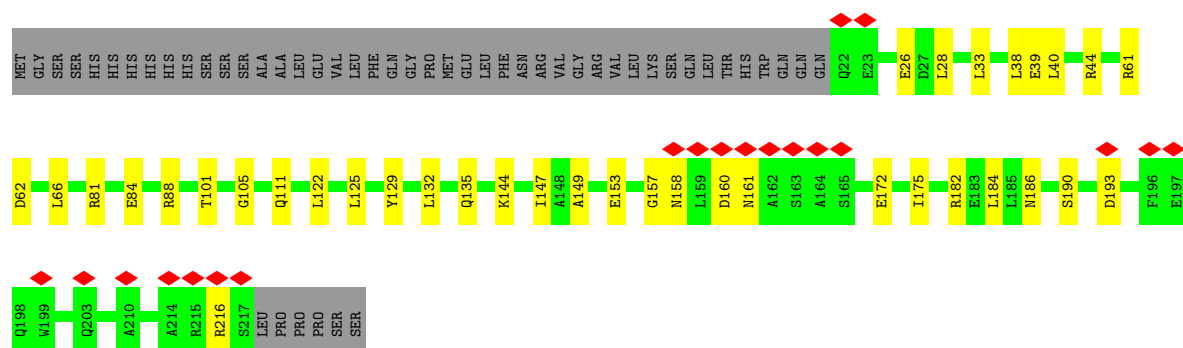
- Molecule 1: Chloroplast membrane-associated 30 kD protein



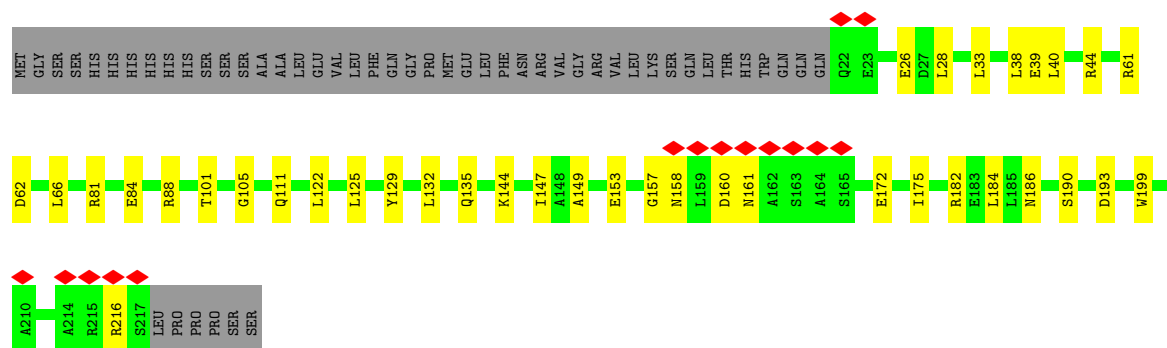
- Molecule 1: Chloroplast membrane-associated 30 kD protein



- Molecule 1: Chloroplast membrane-associated 30 kD protein

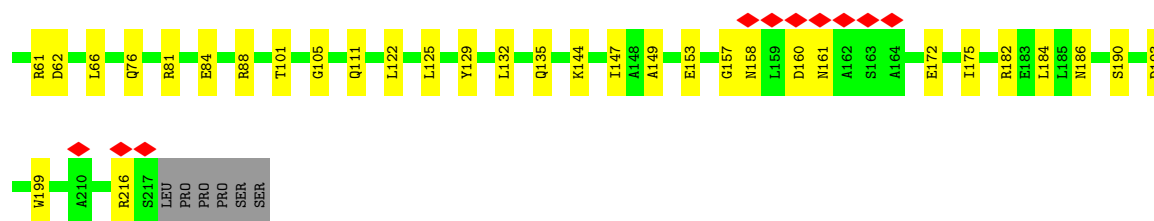


- Molecule 1: Chloroplast membrane-associated 30 kD protein

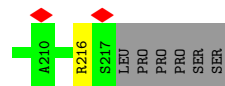



- Molecule 1: Chloroplast membrane-associated 30 kD protein

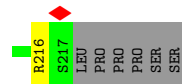
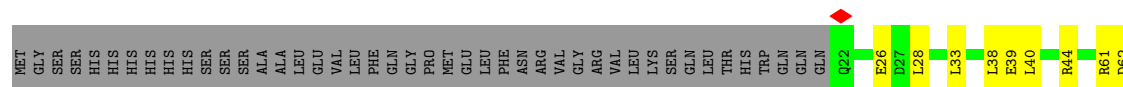




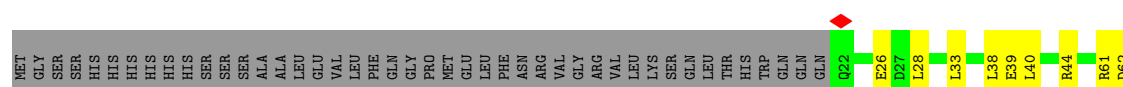
- Molecule 1: Chloroplast membrane-associated 30 kD protein

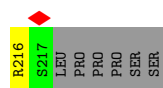


- Molecule 1: Chloroplast membrane-associated 30 kD protein



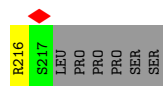
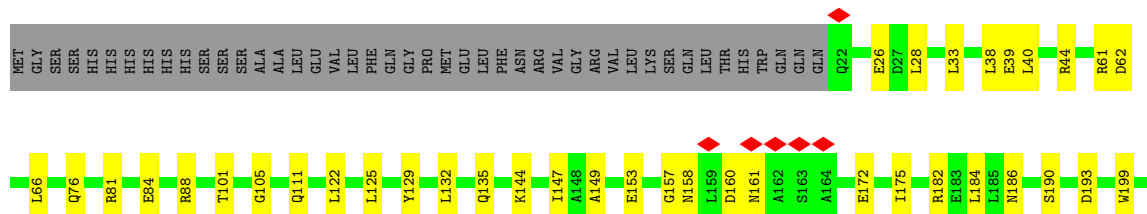
- Molecule 1: Chloroplast membrane-associated 30 kD protein





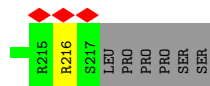
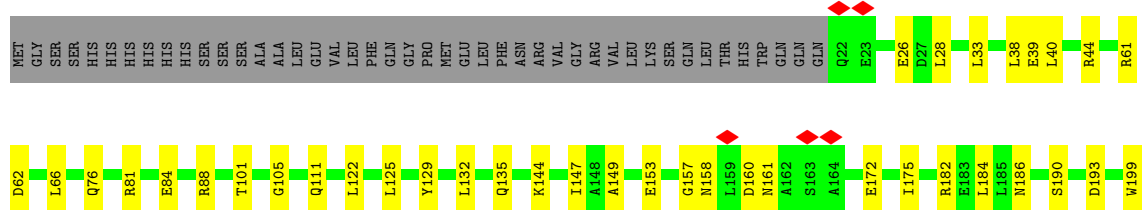
- Molecule 1: Chloroplast membrane-associated 30 kD protein

Chain k: 64% 16% 20%



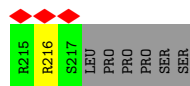
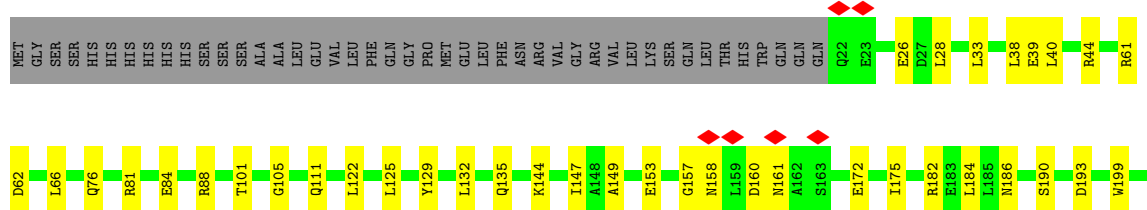
- Molecule 1: Chloroplast membrane-associated 30 kD protein

Chain l: 64% 16% 20%

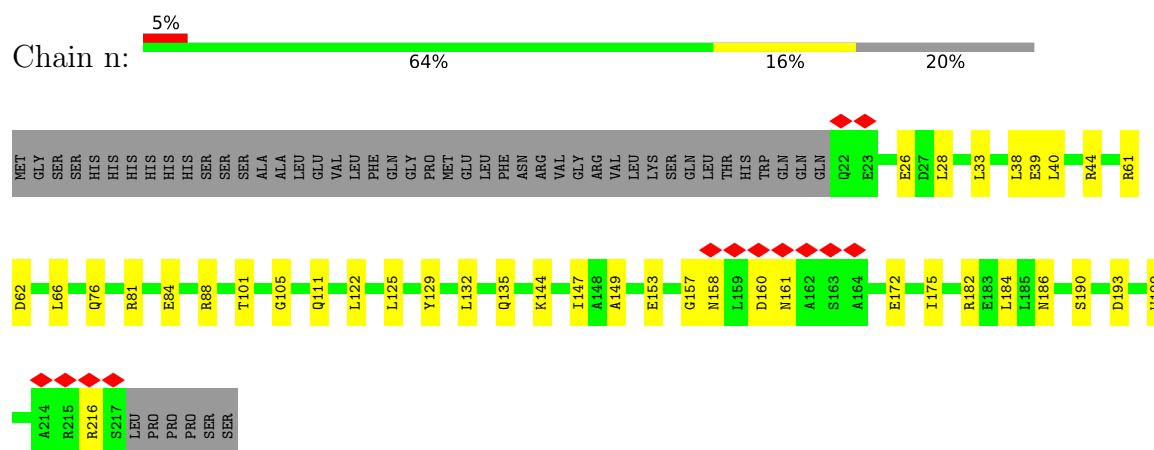


- Molecule 1: Chloroplast membrane-associated 30 kD protein

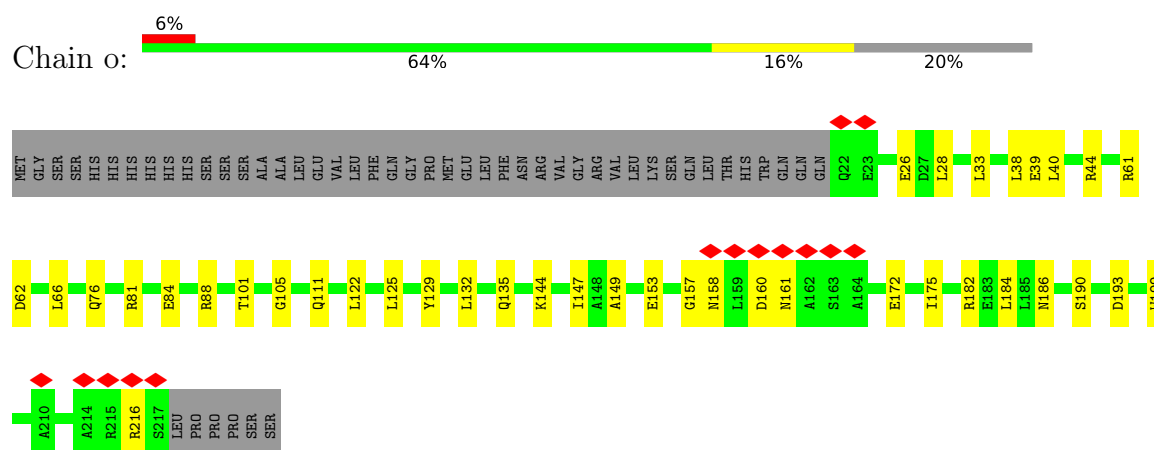
Chain m: 64% 16% 20%



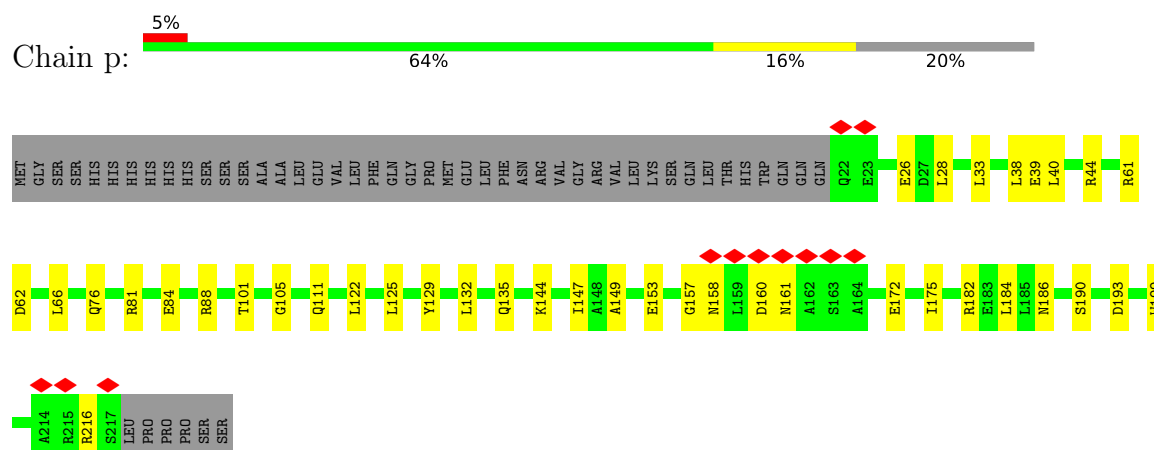
- Molecule 1: Chloroplast membrane-associated 30 kD protein



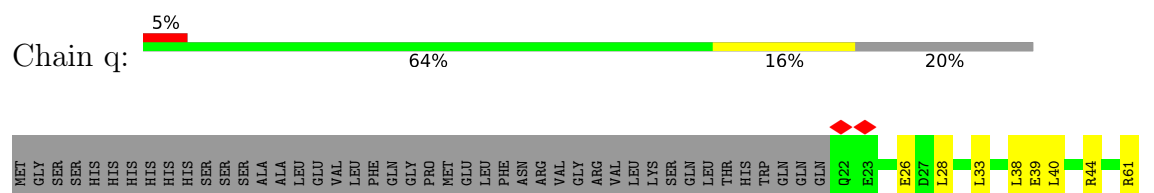
- Molecule 1: Chloroplast membrane-associated 30 kD protein

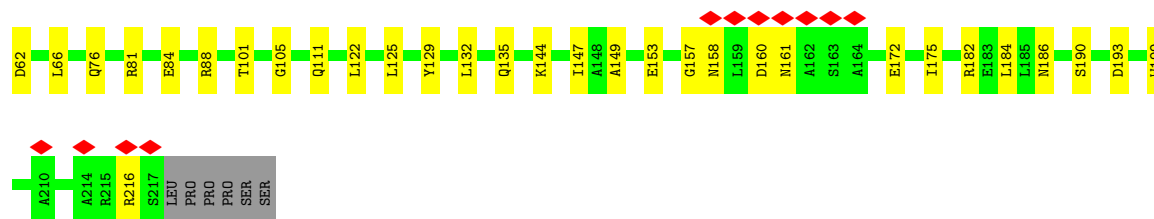


- Molecule 1: Chloroplast membrane-associated 30 kD protein

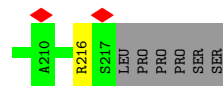



- Molecule 1: Chloroplast membrane-associated 30 kD protein

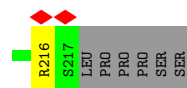
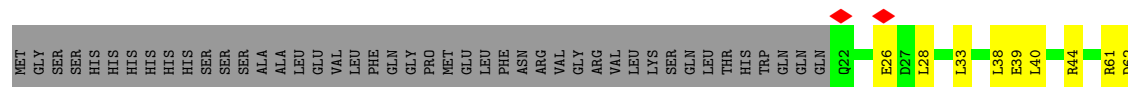




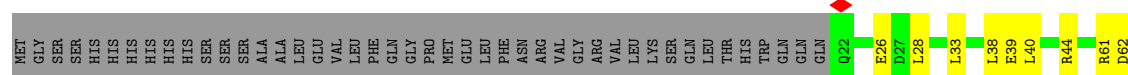
- Molecule 1: Chloroplast membrane-associated 30 kD protein

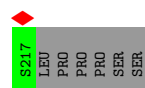


- Molecule 1: Chloroplast membrane-associated 30 kD protein

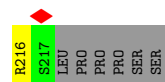
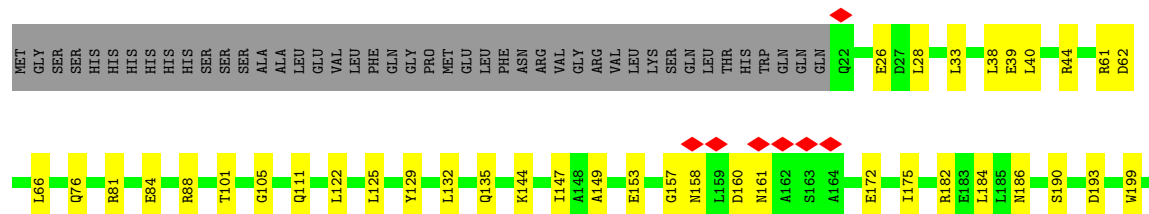


- Molecule 1: Chloroplast membrane-associated 30 kD protein

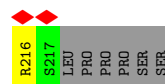
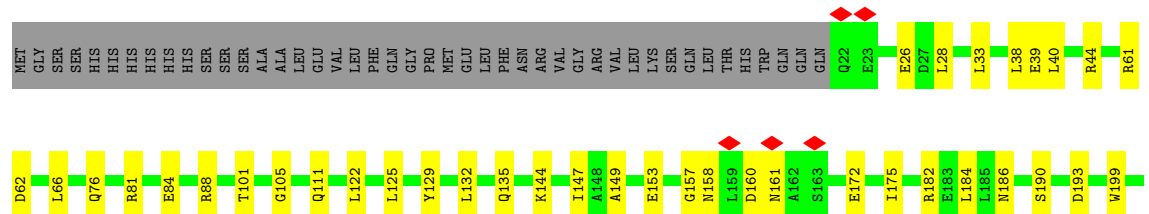




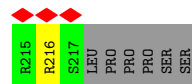
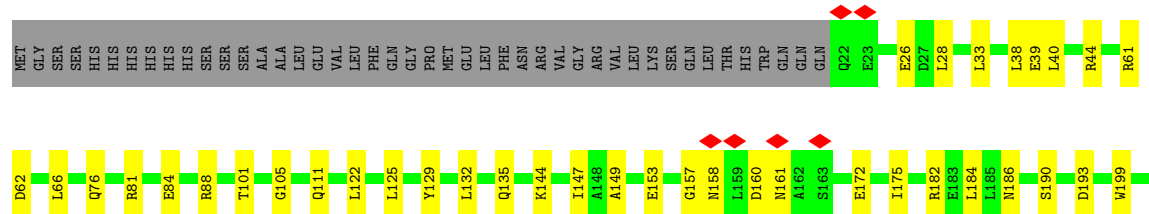
- Molecule 1: Chloroplast membrane-associated 30 kD protein



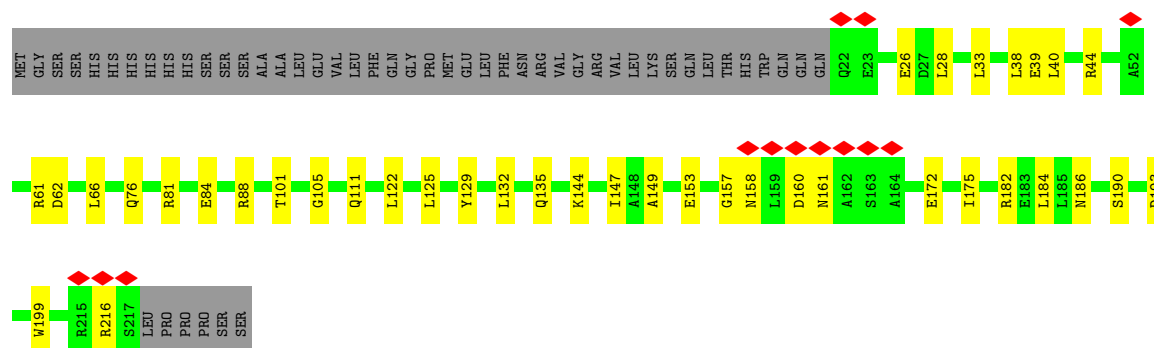
- Molecule 1: Chloroplast membrane-associated 30 kD protein



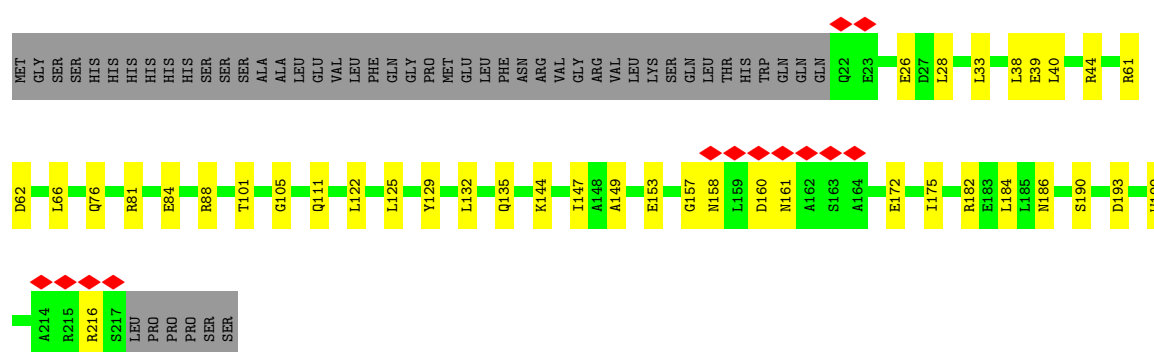
- Molecule 1: Chloroplast membrane-associated 30 kD protein



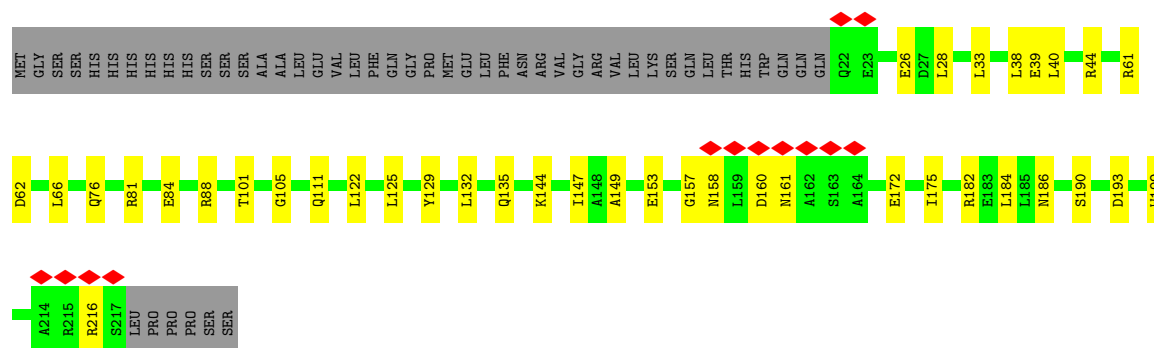
- Molecule 1: Chloroplast membrane-associated 30 kD protein




- Molecule 1: Chloroplast membrane-associated 30 kD protein

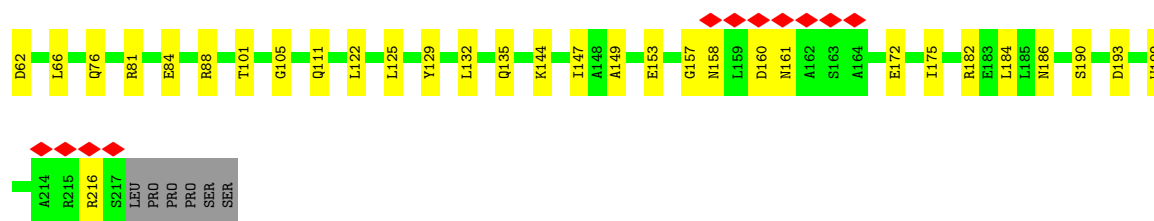


- Molecule 1: Chloroplast membrane-associated 30 kD protein




- Molecule 1: Chloroplast membrane-associated 30 kD protein

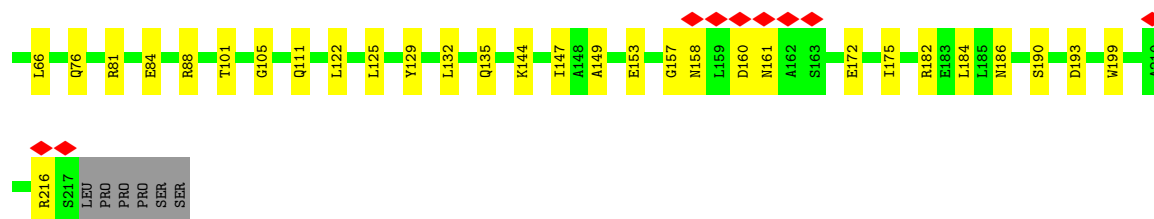
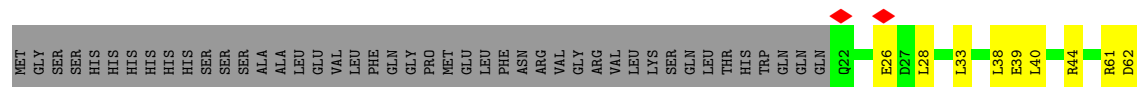




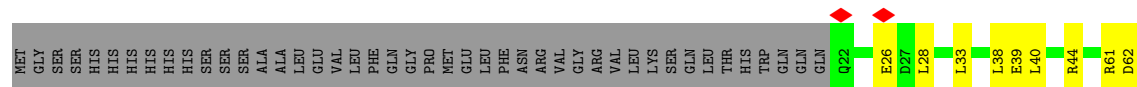
- Molecule 1: Chloroplast membrane-associated 30 kD protein

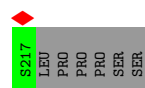


- Molecule 1: Chloroplast membrane-associated 30 kD protein

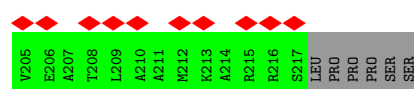
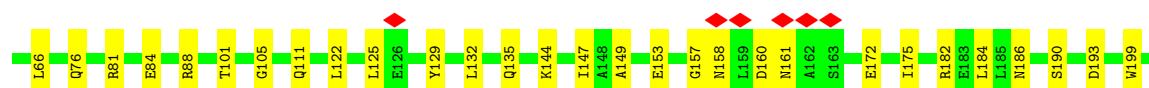


- Molecule 1: Chloroplast membrane-associated 30 kD protein

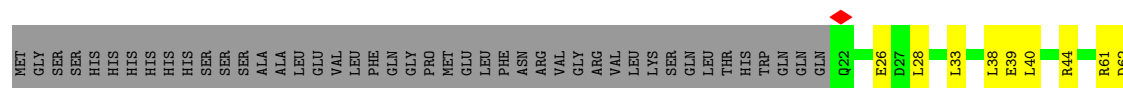




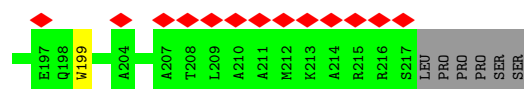
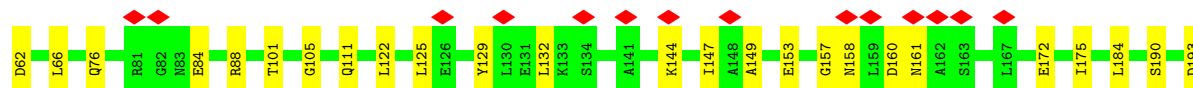
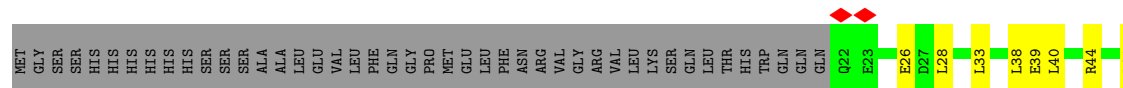
- Molecule 1: Chloroplast membrane-associated 30 kD protein



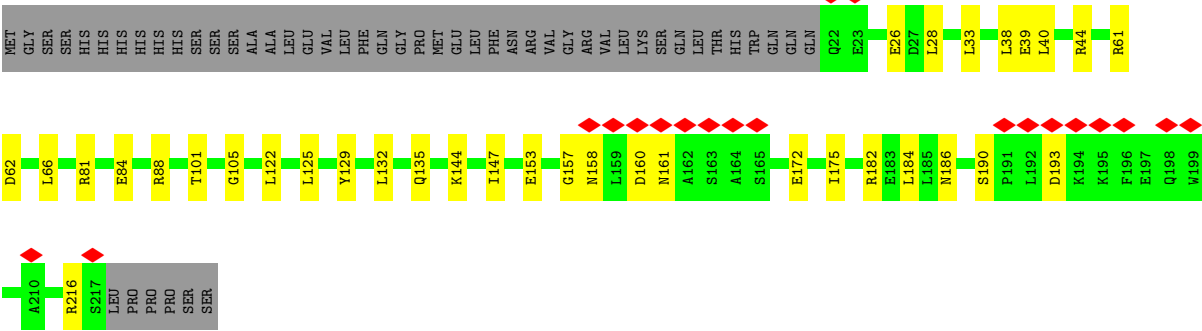
- Molecule 1: Chloroplast membrane-associated 30 kD protein



- Molecule 1: Chloroplast membrane-associated 30 kD protein



- Molecule 1: Chloroplast membrane-associated 30 kD protein



4 Experimental information

Property	Value	Source
EM reconstruction method	HELICAL	Depositor
Imposed symmetry	HELICAL, twist=34.4°, rise=5.78 Å, axial sym=C2	Depositor
Number of segments used	45586	Depositor
Resolution determination method	FSC 0.143 CUT-OFF	Depositor
CTF correction method	PHASE FLIPPING AND AMPLITUDE CORRECTION	Depositor
Microscope	FEI TALOS ARCTICA	Depositor
Voltage (kV)	200	Depositor
Electron dose ($e^-/\text{Å}^2$)	44	Depositor
Minimum defocus (nm)	1000	Depositor
Maximum defocus (nm)	3500	Depositor
Magnification	Not provided	
Image detector	GATAN K3 BIOQUANTUM (6k x 4k)	Depositor
Maximum map value	0.517	Depositor
Minimum map value	-0.230	Depositor
Average map value	0.002	Depositor
Map value standard deviation	0.017	Depositor
Recommended contour level	0.1	Depositor
Map size (Å)	544.0, 544.0, 544.0	wwPDB
Map dimensions	400, 400, 400	wwPDB
Map angles (°)	90.0, 90.0, 90.0	wwPDB
Pixel spacing (Å)	1.36, 1.36, 1.36	Depositor

5 Model quality [i](#)

5.1 Standard geometry [i](#)

The Z score for a bond length (or angle) is the number of standard deviations the observed value is removed from the expected value. A bond length (or angle) with $|Z| > 5$ is considered an outlier worth inspection. RMSZ is the root-mean-square of all Z scores of the bond lengths (or angles).

Mol	Chain	Bond lengths		Bond angles	
		RMSZ	$\# Z > 5$	RMSZ	$\# Z > 5$
1	0	0.14	0/1593	0.22	0/2138
1	1	0.14	0/1593	0.22	0/2138
1	2	0.14	0/1593	0.22	0/2138
1	3	0.14	0/1593	0.22	0/2138
1	4	0.14	0/1593	0.22	0/2138
1	5	0.14	0/1593	0.22	0/2138
1	6	0.14	0/1593	0.22	0/2138
1	7	0.14	0/1593	0.22	0/2138
1	A	0.14	0/1593	0.22	0/2138
1	B	0.14	0/1593	0.22	0/2138
1	C	0.14	0/1593	0.22	0/2138
1	D	0.14	0/1593	0.22	0/2138
1	E	0.14	0/1593	0.22	0/2138
1	F	0.14	0/1593	0.22	0/2138
1	G	0.14	0/1593	0.22	0/2138
1	H	0.14	0/1593	0.22	0/2138
1	I	0.14	0/1593	0.22	0/2138
1	J	0.14	0/1593	0.22	0/2138
1	K	0.14	0/1593	0.22	0/2138
1	L	0.14	0/1593	0.22	0/2138
1	M	0.14	0/1593	0.22	0/2138
1	N	0.14	0/1593	0.22	0/2138
1	O	0.14	0/1593	0.22	0/2138
1	P	0.14	0/1593	0.22	0/2138
1	Q	0.14	0/1593	0.22	0/2138
1	R	0.14	0/1593	0.22	0/2138
1	S	0.14	0/1593	0.22	0/2138
1	T	0.14	0/1593	0.22	0/2138
1	U	0.14	0/1593	0.22	0/2138
1	V	0.14	0/1593	0.22	0/2138
1	W	0.14	0/1593	0.22	0/2138
1	X	0.14	0/1593	0.22	0/2138
1	Y	0.14	0/1593	0.22	0/2138
1	Z	0.14	0/1593	0.22	0/2138

Mol	Chain	Bond lengths		Bond angles	
		RMSZ	# Z >5	RMSZ	# Z >5
1	a	0.14	0/1593	0.22	0/2138
1	b	0.14	0/1593	0.22	0/2138
1	c	0.14	0/1593	0.22	0/2138
1	d	0.14	0/1593	0.22	0/2138
1	e	0.14	0/1593	0.22	0/2138
1	f	0.14	0/1593	0.22	0/2138
1	g	0.14	0/1593	0.22	0/2138
1	h	0.14	0/1593	0.22	0/2138
1	i	0.14	0/1593	0.22	0/2138
1	j	0.14	0/1593	0.22	0/2138
1	k	0.14	0/1593	0.22	0/2138
1	l	0.14	0/1593	0.22	0/2138
1	m	0.14	0/1593	0.22	0/2138
1	n	0.14	0/1593	0.22	0/2138
1	o	0.14	0/1593	0.22	0/2138
1	p	0.14	0/1593	0.22	0/2138
1	q	0.14	0/1593	0.22	0/2138
1	r	0.14	0/1593	0.22	0/2138
1	s	0.14	0/1593	0.22	0/2138
1	t	0.14	0/1593	0.22	0/2138
1	u	0.14	0/1593	0.22	0/2138
1	v	0.14	0/1593	0.22	0/2138
1	w	0.14	0/1593	0.22	0/2138
1	x	0.14	0/1593	0.22	0/2138
1	y	0.14	0/1593	0.22	0/2138
1	z	0.14	0/1593	0.22	0/2138
All	All	0.14	0/95580	0.22	0/128280

There are no bond length outliers.

There are no bond angle outliers.

There are no chirality outliers.

There are no planarity outliers.

5.2 Too-close contacts [i](#)

In the following table, the Non-H and H(model) columns list the number of non-hydrogen atoms and hydrogen atoms in the chain respectively. The H(added) column lists the number of hydrogen atoms added and optimized by MolProbity. The Clashes column lists the number of clashes within the asymmetric unit, whereas Symm-Clashes lists symmetry-related clashes.

Mol	Chain	Non-H	H(model)	H(added)	Clashes	Symm-Clashes
1	0	1577	1604	1603	35	0
1	1	1577	1604	1603	35	0
1	2	1577	1604	1603	35	0
1	3	1577	1604	1603	35	0
1	4	1577	1604	1603	32	0
1	5	1577	1604	1603	31	0
1	6	1577	1604	1603	28	0
1	7	1577	1604	1603	28	0
1	A	1577	1604	1603	30	0
1	B	1577	1604	1603	32	0
1	C	1577	1604	1603	35	0
1	D	1577	1604	1603	35	0
1	E	1577	1604	1603	35	0
1	F	1577	1604	1603	35	0
1	G	1577	1604	1603	35	0
1	H	1577	1604	1603	35	0
1	I	1577	1604	1603	35	0
1	J	1577	1604	1603	35	0
1	K	1577	1604	1603	34	0
1	L	1577	1604	1603	35	0
1	M	1577	1604	1603	35	0
1	N	1577	1604	1603	35	0
1	O	1577	1604	1603	35	0
1	P	1577	1604	1603	35	0
1	Q	1577	1604	1603	35	0
1	R	1577	1604	1603	35	0
1	S	1577	1604	1603	35	0
1	T	1577	1604	1603	35	0
1	U	1577	1604	1603	35	0
1	V	1577	1604	1603	35	0
1	W	1577	1604	1603	35	0
1	X	1577	1604	1603	35	0
1	Y	1577	1604	1603	35	0
1	Z	1577	1604	1603	35	0
1	a	1577	1604	1603	32	0
1	b	1577	1604	1603	30	0
1	c	1577	1604	1603	28	0
1	d	1577	1604	1603	28	0
1	e	1577	1604	1603	31	0
1	f	1577	1604	1603	32	0
1	g	1577	1604	1603	35	0
1	h	1577	1604	1603	35	0
1	i	1577	1604	1603	35	0

Continued on next page...

Continued from previous page...

Mol	Chain	Non-H	H(model)	H(added)	Clashes	Symm-Clashes
1	j	1577	1604	1603	35	0
1	k	1577	1604	1603	35	0
1	l	1577	1604	1603	35	0
1	m	1577	1604	1603	35	0
1	n	1577	1604	1603	35	0
1	o	1577	1604	1603	35	0
1	p	1577	1604	1603	35	0
1	q	1577	1604	1603	35	0
1	r	1577	1604	1603	35	0
1	s	1577	1604	1603	35	0
1	t	1577	1604	1603	35	0
1	u	1577	1604	1603	35	0
1	v	1577	1604	1603	35	0
1	w	1577	1604	1603	35	0
1	x	1577	1604	1603	35	0
1	y	1577	1604	1603	35	0
1	z	1577	1604	1603	35	0
All	All	94620	96240	96180	1649	0

The all-atom clashscore is defined as the number of clashes found per 1000 atoms (including hydrogen atoms). The all-atom clashscore for this structure is 9.

All (1649) close contacts within the same asymmetric unit are listed below, sorted by their clash magnitude.

Atom-1	Atom-2	Interatomic distance (Å)	Clash overlap (Å)
1:L:216:ARG:NH1	1:O:76:GLN:OE1	2.15	0.80
1:W:216:ARG:NH1	1:Z:76:GLN:OE1	2.15	0.80
1:k:216:ARG:NH1	1:n:76:GLN:OE1	2.15	0.80
1:r:216:ARG:NH1	1:u:76:GLN:OE1	2.15	0.80
1:s:216:ARG:NH1	1:v:76:GLN:OE1	2.15	0.80
1:t:216:ARG:NH1	1:w:76:GLN:OE1	2.15	0.80
1:2:216:ARG:NH1	1:5:76:GLN:OE1	2.15	0.80
1:B:216:ARG:NH1	1:E:76:GLN:OE1	2.15	0.79
1:K:216:ARG:NH1	1:N:76:GLN:OE1	2.15	0.79
1:U:216:ARG:NH1	1:X:76:GLN:OE1	2.15	0.79
1:v:216:ARG:NH1	1:y:76:GLN:OE1	2.15	0.79
1:S:216:ARG:NH1	1:V:76:GLN:OE1	2.15	0.79
1:i:216:ARG:NH1	1:l:76:GLN:OE1	2.16	0.79
1:T:216:ARG:NH1	1:W:76:GLN:OE1	2.15	0.79
1:g:216:ARG:NH1	1:j:76:GLN:OE1	2.15	0.79
1:h:216:ARG:NH1	1:k:76:GLN:OE1	2.15	0.79

Continued on next page...

Continued from previous page...

Atom-1	Atom-2	Interatomic distance (Å)	Clash overlap (Å)
1:O:216:ARG:NH1	1:3:76:GLN:OE1	2.15	0.79
1:C:76:GLN:OE1	1:7:216:ARG:NH1	2.16	0.79
1:J:216:ARG:NH1	1:M:76:GLN:OE1	2.15	0.79
1:I:216:ARG:NH1	1:L:76:GLN:OE1	2.16	0.79
1:G:216:ARG:NH1	1:J:76:GLN:OE1	2.15	0.79
1:u:216:ARG:NH1	1:x:76:GLN:OE1	2.15	0.79
1:R:216:ARG:NH1	1:U:76:GLN:OE1	2.15	0.79
1:l:216:ARG:NH1	1:o:76:GLN:OE1	2.15	0.79
1:m:216:ARG:NH1	1:p:76:GLN:OE1	2.15	0.79
1:3:216:ARG:NH1	1:6:76:GLN:OE1	2.15	0.79
1:A:216:ARG:NH1	1:D:76:GLN:OE1	2.15	0.79
1:M:216:ARG:NH1	1:P:76:GLN:OE1	2.15	0.79
1:N:216:ARG:NH1	1:Q:76:GLN:OE1	2.15	0.79
1:V:216:ARG:NH1	1:Y:76:GLN:OE1	2.15	0.79
1:X:216:ARG:NH1	1:a:76:GLN:OE1	2.15	0.79
1:Y:216:ARG:NH1	1:b:76:GLN:OE1	2.15	0.79
1:f:216:ARG:NH1	1:i:76:GLN:OE1	2.15	0.79
1:p:216:ARG:NH1	1:s:76:GLN:OE1	2.15	0.79
1:l:216:ARG:NH1	1:4:76:GLN:OE1	2.15	0.79
1:C:216:ARG:NH1	1:F:76:GLN:OE1	2.15	0.79
1:j:216:ARG:NH1	1:m:76:GLN:OE1	2.15	0.79
1:P:216:ARG:NH1	1:S:76:GLN:OE1	2.15	0.78
1:H:216:ARG:NH1	1:K:76:GLN:OE1	2.15	0.78
1:Z:216:ARG:NH1	1:c:76:GLN:OE1	2.15	0.78
1:d:216:ARG:NH1	1:g:76:GLN:OE1	2.15	0.78
1:w:216:ARG:NH1	1:z:76:GLN:OE1	2.15	0.78
1:E:216:ARG:NH1	1:H:76:GLN:OE1	2.15	0.78
1:I:76:GLN:OE1	1:F:216:ARG:NH1	2.15	0.78
1:D:216:ARG:NH1	1:G:76:GLN:OE1	2.15	0.78
1:n:216:ARG:NH1	1:q:76:GLN:OE1	2.15	0.78
1:q:216:ARG:NH1	1:t:76:GLN:OE1	2.15	0.78
1:y:216:ARG:NH1	1:l:76:GLN:OE1	2.15	0.78
1:z:216:ARG:NH1	1:2:76:GLN:OE1	2.15	0.78
1:o:216:ARG:NH1	1:r:76:GLN:OE1	2.15	0.78
1:x:216:ARG:NH1	1:O:76:GLN:OE1	2.15	0.78
1:O:216:ARG:NH1	1:R:76:GLN:OE1	2.15	0.78
1:e:216:ARG:NH1	1:h:76:GLN:OE1	2.15	0.78
1:Q:216:ARG:NH1	1:T:76:GLN:OE1	2.15	0.78
1:C:182:ARG:NE	1:D:149:ALA:O	2.21	0.74
1:W:182:ARG:NE	1:X:149:ALA:O	2.21	0.74
1:k:182:ARG:NE	1:l:149:ALA:O	2.21	0.74

Continued on next page...

Continued from previous page...

Atom-1	Atom-2	Interatomic distance (Å)	Clash overlap (Å)
1:q:182:ARG:NE	1:r:149:ALA:O	2.21	0.74
1:w:182:ARG:NE	1:x:149:ALA:O	2.21	0.74
1:I:149:ALA:O	1:H:182:ARG:NE	2.21	0.74
1:B:182:ARG:NE	1:C:149:ALA:O	2.21	0.74
1:f:182:ARG:NE	1:g:149:ALA:O	2.21	0.74
1:l:182:ARG:NE	1:2:149:ALA:O	2.21	0.74
1:v:182:ARG:NE	1:w:149:ALA:O	2.21	0.73
1:R:182:ARG:NE	1:S:149:ALA:O	2.21	0.73
1:h:182:ARG:NE	1:i:149:ALA:O	2.21	0.73
1:l:182:ARG:NE	1:m:149:ALA:O	2.21	0.73
1:z:182:ARG:NE	1:0:149:ALA:O	2.21	0.73
1:4:182:ARG:NE	1:5:149:ALA:O	2.21	0.73
1:K:182:ARG:NE	1:L:149:ALA:O	2.21	0.73
1:N:182:ARG:NE	1:O:149:ALA:O	2.21	0.73
1:O:182:ARG:NE	1:P:149:ALA:O	2.21	0.73
1:V:182:ARG:NE	1:W:149:ALA:O	2.21	0.73
1:X:182:ARG:NE	1:Y:149:ALA:O	2.21	0.73
1:5:182:ARG:NE	1:6:149:ALA:O	2.21	0.73
1:a:182:ARG:NE	1:b:149:ALA:O	2.21	0.73
1:b:182:ARG:NE	1:c:149:ALA:O	2.21	0.73
1:j:182:ARG:NE	1:k:149:ALA:O	2.21	0.73
1:F:182:ARG:NE	1:G:149:ALA:O	2.21	0.73
1:L:182:ARG:NE	1:M:149:ALA:O	2.21	0.73
1:Q:182:ARG:NE	1:R:149:ALA:O	2.21	0.73
1:T:182:ARG:NE	1:U:149:ALA:O	2.21	0.73
1:p:182:ARG:NE	1:q:149:ALA:O	2.21	0.73
1:u:182:ARG:NE	1:v:149:ALA:O	2.21	0.73
1:A:182:ARG:NE	1:B:149:ALA:O	2.21	0.73
1:D:182:ARG:NE	1:E:149:ALA:O	2.21	0.73
1:G:182:ARG:NE	1:H:149:ALA:O	2.21	0.73
1:o:182:ARG:NE	1:p:149:ALA:O	2.21	0.73
1:s:182:ARG:NE	1:t:149:ALA:O	2.21	0.73
1:x:182:ARG:NE	1:y:149:ALA:O	2.21	0.73
1:0:182:ARG:NE	1:1:149:ALA:O	2.21	0.73
1:I:182:ARG:NE	1:J:149:ALA:O	2.21	0.73
1:S:182:ARG:NE	1:T:149:ALA:O	2.21	0.73
1:g:182:ARG:NE	1:h:149:ALA:O	2.21	0.73
1:M:182:ARG:NE	1:N:149:ALA:O	2.21	0.73
1:e:182:ARG:NE	1:f:149:ALA:O	2.21	0.73
1:2:182:ARG:NE	1:3:149:ALA:O	2.21	0.73
1:n:182:ARG:NE	1:o:149:ALA:O	2.21	0.73

Continued on next page...

Continued from previous page...

Atom-1	Atom-2	Interatomic distance (Å)	Clash overlap (Å)
1:Z:182:ARG:NE	1:a:149:ALA:O	2.21	0.72
1:t:182:ARG:NE	1:u:149:ALA:O	2.21	0.72
1:3:182:ARG:NE	1:4:149:ALA:O	2.21	0.72
1:J:182:ARG:NE	1:K:149:ALA:O	2.21	0.72
1:P:182:ARG:NE	1:Q:149:ALA:O	2.21	0.72
1:Y:182:ARG:NE	1:Z:149:ALA:O	2.21	0.72
1:d:182:ARG:NE	1:e:149:ALA:O	2.21	0.72
1:A:149:ALA:O	1:7:182:ARG:NE	2.21	0.72
1:E:182:ARG:NE	1:F:149:ALA:O	2.21	0.72
1:m:182:ARG:NE	1:n:149:ALA:O	2.21	0.72
1:i:182:ARG:NE	1:j:149:ALA:O	2.21	0.72
1:r:182:ARG:NE	1:s:149:ALA:O	2.21	0.72
1:U:182:ARG:NE	1:V:149:ALA:O	2.21	0.72
1:y:182:ARG:NE	1:z:149:ALA:O	2.21	0.72
1:C:135:GLN:OE1	1:D:111:GLN:NE2	2.30	0.65
1:F:135:GLN:OE1	1:G:111:GLN:NE2	2.30	0.65
1:O:135:GLN:OE1	1:P:111:GLN:NE2	2.30	0.65
1:m:135:GLN:OE1	1:n:111:GLN:NE2	2.30	0.65
1:a:135:GLN:OE1	1:b:111:GLN:NE2	2.30	0.65
1:d:135:GLN:OE1	1:e:111:GLN:NE2	2.30	0.65
1:p:135:GLN:OE1	1:q:111:GLN:NE2	2.30	0.65
1:y:135:GLN:OE1	1:z:111:GLN:NE2	2.30	0.65
1:U:135:GLN:OE1	1:V:111:GLN:NE2	2.30	0.65
1:X:135:GLN:OE1	1:Y:111:GLN:NE2	2.30	0.65
1:2:135:GLN:OE1	1:3:111:GLN:NE2	2.30	0.65
1:R:135:GLN:OE1	1:S:111:GLN:NE2	2.30	0.65
1:s:135:GLN:OE1	1:t:111:GLN:NE2	2.30	0.65
1:4:135:GLN:OE1	1:5:111:GLN:NE2	2.30	0.65
1:A:111:GLN:NE2	1:7:135:GLN:OE1	2.30	0.65
1:S:135:GLN:OE1	1:T:111:GLN:NE2	2.30	0.65
1:Y:135:GLN:OE1	1:Z:111:GLN:NE2	2.30	0.65
1:v:135:GLN:OE1	1:w:111:GLN:NE2	2.30	0.65
1:w:135:GLN:OE1	1:x:111:GLN:NE2	2.30	0.65
1:z:135:GLN:OE1	1:0:111:GLN:NE2	2.30	0.65
1:5:135:GLN:OE1	1:6:111:GLN:NE2	2.30	0.65
1:I:135:GLN:OE1	1:J:111:GLN:NE2	2.30	0.65
1:K:135:GLN:OE1	1:L:111:GLN:NE2	2.30	0.65
1:b:135:GLN:OE1	1:c:111:GLN:NE2	2.30	0.65
1:h:135:GLN:OE1	1:i:111:GLN:NE2	2.30	0.65
1:u:135:GLN:OE1	1:v:111:GLN:NE2	2.30	0.65
1:J:135:GLN:OE1	1:K:111:GLN:NE2	2.30	0.65

Continued on next page...

Continued from previous page...

Atom-1	Atom-2	Interatomic distance (Å)	Clash overlap (Å)
1:M:135:GLN:OE1	1:N:111:GLN:NE2	2.30	0.65
1:P:135:GLN:OE1	1:Q:111:GLN:NE2	2.30	0.65
1:f:135:GLN:OE1	1:g:111:GLN:NE2	2.30	0.65
1:i:135:GLN:OE1	1:j:111:GLN:NE2	2.30	0.65
1:j:135:GLN:OE1	1:k:111:GLN:NE2	2.30	0.65
1:I:111:GLN:NE2	1:H:135:GLN:OE1	2.30	0.65
1:B:135:GLN:OE1	1:C:111:GLN:NE2	2.30	0.65
1:V:135:GLN:OE1	1:W:111:GLN:NE2	2.30	0.65
1:k:135:GLN:OE1	1:l:111:GLN:NE2	2.30	0.65
1:q:135:GLN:OE1	1:r:111:GLN:NE2	2.30	0.65
1:1:135:GLN:OE1	1:2:111:GLN:NE2	2.30	0.65
1:E:135:GLN:OE1	1:F:111:GLN:NE2	2.30	0.65
1:L:135:GLN:OE1	1:M:111:GLN:NE2	2.30	0.65
1:W:135:GLN:OE1	1:X:111:GLN:NE2	2.30	0.65
1:n:135:GLN:OE1	1:o:111:GLN:NE2	2.30	0.65
1:g:135:GLN:OE1	1:h:111:GLN:NE2	2.30	0.65
1:l:135:GLN:OE1	1:m:111:GLN:NE2	2.30	0.65
1:o:135:GLN:OE1	1:p:111:GLN:NE2	2.30	0.65
1:A:135:GLN:OE1	1:B:111:GLN:NE2	2.30	0.64
1:D:135:GLN:OE1	1:E:111:GLN:NE2	2.30	0.64
1:N:135:GLN:OE1	1:O:111:GLN:NE2	2.30	0.64
1:Q:135:GLN:OE1	1:R:111:GLN:NE2	2.30	0.64
1:r:135:GLN:OE1	1:s:111:GLN:NE2	2.30	0.64
1:t:135:GLN:OE1	1:u:111:GLN:NE2	2.30	0.64
1:0:135:GLN:OE1	1:1:111:GLN:NE2	2.30	0.64
1:Z:135:GLN:OE1	1:a:111:GLN:NE2	2.30	0.64
1:x:135:GLN:OE1	1:y:111:GLN:NE2	2.30	0.64
1:G:135:GLN:OE1	1:H:111:GLN:NE2	2.30	0.64
1:A:153:GLU:OE2	1:7:186:ASN:ND2	2.31	0.64
1:F:186:ASN:ND2	1:G:153:GLU:OE2	2.31	0.64
1:T:135:GLN:OE1	1:U:111:GLN:NE2	2.30	0.64
1:e:135:GLN:OE1	1:f:111:GLN:NE2	2.30	0.64
1:3:135:GLN:OE1	1:4:111:GLN:NE2	2.30	0.64
1:M:186:ASN:ND2	1:N:153:GLU:OE2	2.31	0.64
1:P:186:ASN:ND2	1:Q:153:GLU:OE2	2.31	0.64
1:Q:186:ASN:ND2	1:R:153:GLU:OE2	2.31	0.64
1:U:186:ASN:ND2	1:V:153:GLU:OE2	2.31	0.64
1:a:186:ASN:ND2	1:b:153:GLU:OE2	2.31	0.64
1:b:186:ASN:ND2	1:c:153:GLU:OE2	2.31	0.64
1:g:186:ASN:ND2	1:h:153:GLU:OE2	2.31	0.64
1:m:186:ASN:ND2	1:n:153:GLU:OE2	2.31	0.64

Continued on next page...

Continued from previous page...

Atom-1	Atom-2	Interatomic distance (Å)	Clash overlap (Å)
1:u:186:ASN:ND2	1:v:153:GLU:OE2	2.31	0.64
1:2:186:ASN:ND2	1:3:153:GLU:OE2	2.31	0.64
1:J:186:ASN:ND2	1:K:153:GLU:OE2	2.31	0.64
1:X:186:ASN:ND2	1:Y:153:GLU:OE2	2.31	0.64
1:j:186:ASN:ND2	1:k:153:GLU:OE2	2.31	0.64
1:r:186:ASN:ND2	1:s:153:GLU:OE2	2.31	0.64
1:x:186:ASN:ND2	1:y:153:GLU:OE2	2.31	0.64
1:5:186:ASN:ND2	1:6:153:GLU:OE2	2.31	0.64
1:B:186:ASN:ND2	1:C:153:GLU:OE2	2.31	0.64
1:E:186:ASN:ND2	1:F:153:GLU:OE2	2.31	0.64
1:G:186:ASN:ND2	1:H:153:GLU:OE2	2.31	0.64
1:R:186:ASN:ND2	1:S:153:GLU:OE2	2.31	0.64
1:1:186:ASN:ND2	1:2:153:GLU:OE2	2.31	0.64
1:K:186:ASN:ND2	1:L:153:GLU:OE2	2.31	0.64
1:h:186:ASN:ND2	1:i:153:GLU:OE2	2.31	0.64
1:k:186:ASN:ND2	1:l:153:GLU:OE2	2.31	0.64
1:q:186:ASN:ND2	1:r:153:GLU:OE2	2.31	0.64
1:s:186:ASN:ND2	1:t:153:GLU:OE2	2.31	0.64
1:w:186:ASN:ND2	1:x:153:GLU:OE2	2.31	0.64
1:C:186:ASN:ND2	1:D:153:GLU:OE2	2.31	0.64
1:W:186:ASN:ND2	1:X:153:GLU:OE2	2.31	0.64
1:f:186:ASN:ND2	1:g:153:GLU:OE2	2.31	0.64
1:n:186:ASN:ND2	1:o:153:GLU:OE2	2.31	0.64
1:4:186:ASN:ND2	1:5:153:GLU:OE2	2.31	0.64
1:I:153:GLU:OE2	1:H:186:ASN:ND2	2.31	0.64
1:Z:186:ASN:ND2	1:a:153:GLU:OE2	2.31	0.64
1:y:186:ASN:ND2	1:z:153:GLU:OE2	2.31	0.63
1:O:186:ASN:ND2	1:P:153:GLU:OE2	2.31	0.63
1:T:186:ASN:ND2	1:U:153:GLU:OE2	2.31	0.63
1:N:186:ASN:ND2	1:O:153:GLU:OE2	2.31	0.63
1:S:186:ASN:ND2	1:T:153:GLU:OE2	2.31	0.63
1:V:186:ASN:ND2	1:W:153:GLU:OE2	2.31	0.63
1:l:186:ASN:ND2	1:m:153:GLU:OE2	2.31	0.63
1:D:186:ASN:ND2	1:E:153:GLU:OE2	2.31	0.63
1:L:186:ASN:ND2	1:M:153:GLU:OE2	2.31	0.63
1:t:186:ASN:ND2	1:u:153:GLU:OE2	2.31	0.63
1:v:186:ASN:ND2	1:w:153:GLU:OE2	2.31	0.63
1:0:186:ASN:ND2	1:1:153:GLU:OE2	2.31	0.63
1:3:186:ASN:ND2	1:4:153:GLU:OE2	2.31	0.63
1:e:186:ASN:ND2	1:f:153:GLU:OE2	2.31	0.63
1:p:186:ASN:ND2	1:q:153:GLU:OE2	2.31	0.63

Continued on next page...

Continued from previous page...

Atom-1	Atom-2	Interatomic distance (Å)	Clash overlap (Å)
1:I:186:ASN:ND2	1:J:153:GLU:OE2	2.31	0.63
1:d:186:ASN:ND2	1:e:153:GLU:OE2	2.31	0.63
1:Y:186:ASN:ND2	1:Z:153:GLU:OE2	2.31	0.63
1:i:186:ASN:ND2	1:j:153:GLU:OE2	2.31	0.63
1:o:186:ASN:ND2	1:p:153:GLU:OE2	2.31	0.63
1:A:186:ASN:ND2	1:B:153:GLU:OE2	2.31	0.63
1:z:186:ASN:ND2	1:0:153:GLU:OE2	2.31	0.63
1:P:153:GLU:O	1:P:157:GLY:N	2.33	0.61
1:Y:153:GLU:O	1:Y:157:GLY:N	2.33	0.61
1:d:153:GLU:O	1:d:157:GLY:N	2.33	0.61
1:t:158:ASN:O	1:t:161:ASN:ND2	2.34	0.61
1:F:158:ASN:O	1:F:161:ASN:ND2	2.34	0.61
1:M:153:GLU:O	1:M:157:GLY:N	2.34	0.61
1:j:158:ASN:O	1:j:161:ASN:ND2	2.34	0.61
1:x:153:GLU:O	1:x:157:GLY:N	2.33	0.61
1:y:153:GLU:O	1:y:157:GLY:N	2.34	0.61
1:3:158:ASN:O	1:3:161:ASN:ND2	2.34	0.61
1:6:153:GLU:O	1:6:157:GLY:N	2.34	0.61
1:D:153:GLU:O	1:D:157:GLY:N	2.33	0.61
1:E:153:GLU:O	1:E:157:GLY:N	2.34	0.61
1:G:158:ASN:O	1:G:161:ASN:ND2	2.34	0.61
1:P:158:ASN:O	1:P:161:ASN:ND2	2.34	0.61
1:Q:158:ASN:O	1:Q:161:ASN:ND2	2.34	0.61
1:Z:158:ASN:O	1:Z:161:ASN:ND2	2.34	0.61
1:a:158:ASN:O	1:a:161:ASN:ND2	2.34	0.61
1:m:153:GLU:O	1:m:157:GLY:N	2.34	0.61
1:u:153:GLU:O	1:u:157:GLY:N	2.33	0.61
1:A:153:GLU:O	1:A:157:GLY:N	2.34	0.61
1:B:26:GLU:OE1	1:B:26:GLU:N	2.33	0.61
1:N:26:GLU:OE1	1:N:26:GLU:N	2.33	0.61
1:N:153:GLU:O	1:N:157:GLY:N	2.33	0.61
1:Q:153:GLU:O	1:Q:157:GLY:N	2.33	0.61
1:i:158:ASN:O	1:i:161:ASN:ND2	2.34	0.61
1:p:153:GLU:O	1:p:157:GLY:N	2.33	0.61
1:s:158:ASN:O	1:s:161:ASN:ND2	2.34	0.61
1:v:26:GLU:N	1:v:26:GLU:OE1	2.33	0.61
1:v:153:GLU:O	1:v:157:GLY:N	2.33	0.61
1:4:158:ASN:O	1:4:161:ASN:ND2	2.34	0.61
1:O:153:GLU:O	1:O:157:GLY:N	2.34	0.61
1:X:153:GLU:O	1:X:157:GLY:N	2.34	0.61
1:e:153:GLU:O	1:e:157:GLY:N	2.34	0.61

Continued on next page...

Continued from previous page...

Atom-1	Atom-2	Interatomic distance (Å)	Clash overlap (Å)
1:l:153:GLU:O	1:l:157:GLY:N	2.34	0.61
1:2:158:ASN:O	1:2:161:ASN:ND2	2.34	0.61
1:B:153:GLU:O	1:B:157:GLY:N	2.34	0.61
1:L:153:GLU:O	1:L:157:GLY:N	2.33	0.61
1:W:158:ASN:O	1:W:161:ASN:ND2	2.34	0.61
1:b:153:GLU:O	1:b:157:GLY:N	2.33	0.61
1:b:158:ASN:O	1:b:161:ASN:ND2	2.34	0.61
1:c:158:ASN:O	1:c:161:ASN:ND2	2.34	0.61
1:f:158:ASN:O	1:f:161:ASN:ND2	2.34	0.61
1:n:153:GLU:O	1:n:157:GLY:N	2.34	0.61
1:n:158:ASN:O	1:n:161:ASN:ND2	2.34	0.61
1:x:158:ASN:O	1:x:161:ASN:ND2	2.34	0.61
1:I:158:ASN:O	1:I:161:ASN:ND2	2.34	0.61
1:E:158:ASN:O	1:E:161:ASN:ND2	2.34	0.61
1:H:158:ASN:O	1:H:161:ASN:ND2	2.34	0.61
1:M:158:ASN:O	1:M:161:ASN:ND2	2.34	0.61
1:R:158:ASN:O	1:R:161:ASN:ND2	2.34	0.61
1:S:158:ASN:O	1:S:161:ASN:ND2	2.34	0.61
1:T:158:ASN:O	1:T:161:ASN:ND2	2.34	0.61
1:V:153:GLU:O	1:V:157:GLY:N	2.34	0.61
1:Z:153:GLU:O	1:Z:157:GLY:N	2.33	0.61
1:d:158:ASN:O	1:d:161:ASN:ND2	2.34	0.61
1:g:158:ASN:O	1:g:161:ASN:ND2	2.34	0.61
1:l:158:ASN:O	1:l:161:ASN:ND2	2.34	0.61
1:m:158:ASN:O	1:m:161:ASN:ND2	2.34	0.61
1:q:158:ASN:O	1:q:161:ASN:ND2	2.34	0.61
1:u:158:ASN:O	1:u:161:ASN:ND2	2.34	0.61
1:5:153:GLU:O	1:5:157:GLY:N	2.33	0.61
1:B:158:ASN:O	1:B:161:ASN:ND2	2.34	0.61
1:C:158:ASN:O	1:C:161:ASN:ND2	2.34	0.61
1:h:158:ASN:O	1:h:161:ASN:ND2	2.34	0.61
1:j:153:GLU:O	1:j:157:GLY:N	2.33	0.61
1:o:153:GLU:O	1:o:157:GLY:N	2.34	0.61
1:p:158:ASN:O	1:p:161:ASN:ND2	2.34	0.61
1:r:158:ASN:O	1:r:161:ASN:ND2	2.34	0.61
1:w:158:ASN:O	1:w:161:ASN:ND2	2.34	0.61
1:1:158:ASN:O	1:1:161:ASN:ND2	2.34	0.61
1:6:158:ASN:O	1:6:161:ASN:ND2	2.34	0.61
1:I:153:GLU:O	1:I:157:GLY:N	2.34	0.61
1:L:158:ASN:O	1:L:161:ASN:ND2	2.34	0.61
1:U:153:GLU:O	1:U:157:GLY:N	2.34	0.61

Continued on next page...

Continued from previous page...

Atom-1	Atom-2	Interatomic distance (Å)	Clash overlap (Å)
1:V:158:ASN:O	1:V:161:ASN:ND2	2.34	0.61
1:q:153:GLU:O	1:q:157:GLY:N	2.33	0.61
1:r:153:GLU:O	1:r:157:GLY:N	2.33	0.61
1:0:158:ASN:O	1:0:161:ASN:ND2	2.34	0.61
1:H:153:GLU:O	1:H:157:GLY:N	2.33	0.61
1:J:153:GLU:O	1:J:157:GLY:N	2.34	0.61
1:J:158:ASN:O	1:J:161:ASN:ND2	2.34	0.61
1:O:158:ASN:O	1:O:161:ASN:ND2	2.34	0.61
1:W:153:GLU:O	1:W:157:GLY:N	2.33	0.61
1:a:153:GLU:O	1:a:157:GLY:N	2.34	0.61
1:c:153:GLU:O	1:c:157:GLY:N	2.34	0.61
1:e:158:ASN:O	1:e:161:ASN:ND2	2.34	0.61
1:i:153:GLU:O	1:i:157:GLY:N	2.33	0.61
1:k:153:GLU:O	1:k:157:GLY:N	2.34	0.61
1:k:158:ASN:O	1:k:161:ASN:ND2	2.34	0.61
1:v:158:ASN:O	1:v:161:ASN:ND2	2.34	0.61
1:z:158:ASN:O	1:z:161:ASN:ND2	2.34	0.61
1:2:153:GLU:O	1:2:157:GLY:N	2.33	0.61
1:7:158:ASN:O	1:7:161:ASN:ND2	2.34	0.61
1:3:153:GLU:O	1:3:157:GLY:N	2.33	0.60
1:D:158:ASN:O	1:D:161:ASN:ND2	2.34	0.60
1:U:158:ASN:O	1:U:161:ASN:ND2	2.34	0.60
1:s:153:GLU:O	1:s:157:GLY:N	2.33	0.60
1:t:153:GLU:O	1:t:157:GLY:N	2.34	0.60
1:y:158:ASN:O	1:y:161:ASN:ND2	2.33	0.60
1:G:153:GLU:O	1:G:157:GLY:N	2.34	0.60
1:X:158:ASN:O	1:X:161:ASN:ND2	2.34	0.60
1:o:158:ASN:O	1:o:161:ASN:ND2	2.34	0.60
1:z:153:GLU:O	1:z:157:GLY:N	2.34	0.60
1:4:26:GLU:N	1:4:26:GLU:OE1	2.33	0.60
1:7:153:GLU:O	1:7:157:GLY:N	2.34	0.60
1:F:153:GLU:O	1:F:157:GLY:N	2.34	0.60
1:K:26:GLU:N	1:K:26:GLU:OE1	2.33	0.60
1:Y:158:ASN:O	1:Y:161:ASN:ND2	2.34	0.60
1:w:153:GLU:O	1:w:157:GLY:N	2.33	0.60
1:1:153:GLU:O	1:1:157:GLY:N	2.34	0.60
1:T:153:GLU:O	1:T:157:GLY:N	2.33	0.60
1:W:26:GLU:OE1	1:W:26:GLU:N	2.33	0.60
1:h:153:GLU:O	1:h:157:GLY:N	2.34	0.60
1:l:190:SER:N	1:l:193:ASP:OD2	2.35	0.60
1:4:153:GLU:O	1:4:157:GLY:N	2.34	0.60

Continued on next page...

Continued from previous page...

Atom-1	Atom-2	Interatomic distance (Å)	Clash overlap (Å)
1:5:158:ASN:O	1:5:161:ASN:ND2	2.34	0.60
1:A:158:ASN:O	1:A:161:ASN:ND2	2.34	0.60
1:C:153:GLU:O	1:C:157:GLY:N	2.34	0.60
1:K:153:GLU:O	1:K:157:GLY:N	2.34	0.60
1:K:158:ASN:O	1:K:161:ASN:ND2	2.34	0.60
1:N:158:ASN:O	1:N:161:ASN:ND2	2.34	0.60
1:w:26:GLU:OE1	1:w:26:GLU:N	2.33	0.60
1:0:153:GLU:O	1:0:157:GLY:N	2.34	0.60
1:O:26:GLU:N	1:O:26:GLU:OE1	2.33	0.60
1:W:190:SER:N	1:W:193:ASP:OD2	2.35	0.60
1:X:190:SER:N	1:X:193:ASP:OD2	2.35	0.60
1:k:26:GLU:OE1	1:k:26:GLU:N	2.33	0.60
1:k:190:SER:N	1:k:193:ASP:OD2	2.35	0.60
1:m:190:SER:N	1:m:193:ASP:OD2	2.35	0.60
1:R:153:GLU:O	1:R:157:GLY:N	2.34	0.60
1:Y:190:SER:N	1:Y:193:ASP:OD2	2.35	0.60
1:f:153:GLU:O	1:f:157:GLY:N	2.33	0.60
1:o:26:GLU:OE1	1:o:26:GLU:N	2.33	0.60
1:C:26:GLU:OE1	1:C:26:GLU:N	2.33	0.60
1:S:153:GLU:O	1:S:157:GLY:N	2.33	0.60
1:j:190:SER:N	1:j:193:ASP:OD2	2.35	0.60
1:V:190:SER:N	1:V:193:ASP:OD2	2.35	0.60
1:n:190:SER:N	1:n:193:ASP:OD2	2.35	0.60
1:g:153:GLU:O	1:g:157:GLY:N	2.34	0.59
1:C:190:SER:N	1:C:193:ASP:OD2	2.35	0.59
1:Z:190:SER:N	1:Z:193:ASP:OD2	2.35	0.59
1:B:190:SER:N	1:B:193:ASP:OD2	2.35	0.59
1:D:190:SER:N	1:D:193:ASP:OD2	2.35	0.59
1:H:190:SER:N	1:H:193:ASP:OD2	2.35	0.59
1:U:190:SER:N	1:U:193:ASP:OD2	2.35	0.59
1:A:190:SER:N	1:A:193:ASP:OD2	2.35	0.59
1:c:190:SER:N	1:c:193:ASP:OD2	2.35	0.59
1:I:190:SER:N	1:I:193:ASP:OD2	2.35	0.59
1:b:190:SER:N	1:b:193:ASP:OD2	2.35	0.59
1:c:26:GLU:N	1:c:26:GLU:OE1	2.33	0.59
1:q:26:GLU:OE1	1:q:26:GLU:N	2.33	0.59
1:w:190:SER:N	1:w:193:ASP:OD2	2.35	0.59
1:q:190:SER:N	1:q:193:ASP:OD2	2.35	0.59
1:v:190:SER:N	1:v:193:ASP:OD2	2.35	0.59
1:0:190:SER:N	1:0:193:ASP:OD2	2.35	0.59

Continued on next page...

Continued from previous page...

Atom-1	Atom-2	Interatomic distance (Å)	Clash overlap (Å)
1:2:190:SER:N	1:2:193:ASP:OD2	2.35	0.59
1:E:190:SER:N	1:E:193:ASP:OD2	2.35	0.59
1:G:190:SER:N	1:G:193:ASP:OD2	2.35	0.59
1:H:26:GLU:OE1	1:H:26:GLU:N	2.33	0.59
1:p:190:SER:N	1:p:193:ASP:OD2	2.35	0.59
1:u:190:SER:N	1:u:193:ASP:OD2	2.35	0.59
1:x:190:SER:N	1:x:193:ASP:OD2	2.35	0.59
1:a:190:SER:N	1:a:193:ASP:OD2	2.35	0.59
1:1:26:GLU:OE1	1:1:26:GLU:N	2.33	0.59
1:7:190:SER:N	1:7:193:ASP:OD2	2.35	0.59
1:I:26:GLU:OE1	1:I:26:GLU:N	2.33	0.59
1:R:26:GLU:N	1:R:26:GLU:OE1	2.33	0.59
1:b:26:GLU:OE1	1:b:26:GLU:N	2.33	0.58
1:g:190:SER:N	1:g:193:ASP:OD2	2.35	0.58
1:h:190:SER:N	1:h:193:ASP:OD2	2.35	0.58
1:r:190:SER:N	1:r:193:ASP:OD2	2.35	0.58
1:Q:26:GLU:OE1	1:Q:26:GLU:N	2.33	0.58
1:t:190:SER:N	1:t:193:ASP:OD2	2.35	0.58
1:S:190:SER:N	1:S:193:ASP:OD2	2.35	0.58
1:f:26:GLU:N	1:f:26:GLU:OE1	2.33	0.58
1:o:190:SER:N	1:o:193:ASP:OD2	2.35	0.58
1:p:26:GLU:OE1	1:p:26:GLU:N	2.33	0.58
1:r:26:GLU:OE1	1:r:26:GLU:N	2.33	0.58
1:t:26:GLU:OE1	1:t:26:GLU:N	2.33	0.58
1:2:26:GLU:OE1	1:2:26:GLU:N	2.33	0.58
1:5:26:GLU:OE1	1:5:26:GLU:N	2.33	0.58
1:T:190:SER:N	1:T:193:ASP:OD2	2.35	0.58
1:y:190:SER:N	1:y:193:ASP:OD2	2.35	0.58
1:J:190:SER:N	1:J:193:ASP:OD2	2.35	0.58
1:L:26:GLU:OE1	1:L:26:GLU:N	2.33	0.58
1:T:26:GLU:N	1:T:26:GLU:OE1	2.33	0.58
1:X:26:GLU:OE1	1:X:26:GLU:N	2.33	0.58
1:f:190:SER:N	1:f:193:ASP:OD2	2.35	0.58
1:h:26:GLU:N	1:h:26:GLU:OE1	2.33	0.58
1:i:190:SER:N	1:i:193:ASP:OD2	2.35	0.58
1:F:190:SER:N	1:F:193:ASP:OD2	2.35	0.58
1:Q:190:SER:N	1:Q:193:ASP:OD2	2.35	0.58
1:e:26:GLU:OE1	1:e:26:GLU:N	2.33	0.58
1:s:190:SER:N	1:s:193:ASP:OD2	2.35	0.58
1:x:26:GLU:OE1	1:x:26:GLU:N	2.33	0.58
1:z:190:SER:N	1:z:193:ASP:OD2	2.35	0.58

Continued on next page...

Continued from previous page...

Atom-1	Atom-2	Interatomic distance (Å)	Clash overlap (Å)
1:3:190:SER:N	1:3:193:ASP:OD2	2.35	0.58
1:7:26:GLU:OE1	1:7:26:GLU:N	2.33	0.58
1:P:26:GLU:OE1	1:P:26:GLU:N	2.33	0.58
1:g:26:GLU:OE1	1:g:26:GLU:N	2.33	0.58
1:D:26:GLU:OE1	1:D:26:GLU:N	2.33	0.58
1:R:190:SER:N	1:R:193:ASP:OD2	2.35	0.58
1:l:26:GLU:OE1	1:l:26:GLU:N	2.33	0.58
1:z:26:GLU:OE1	1:z:26:GLU:N	2.33	0.58
1:d:26:GLU:OE1	1:d:26:GLU:N	2.33	0.58
1:G:26:GLU:OE1	1:G:26:GLU:N	2.33	0.58
1:P:190:SER:N	1:P:193:ASP:OD2	2.35	0.58
1:S:26:GLU:OE1	1:S:26:GLU:N	2.33	0.58
1:0:26:GLU:OE1	1:0:26:GLU:N	2.33	0.57
1:e:190:SER:N	1:e:193:ASP:OD2	2.35	0.57
1:F:26:GLU:N	1:F:26:GLU:OE1	2.33	0.57
1:i:26:GLU:OE1	1:i:26:GLU:N	2.33	0.57
1:J:26:GLU:OE1	1:J:26:GLU:N	2.33	0.57
1:N:190:SER:N	1:N:193:ASP:OD2	2.35	0.57
1:d:190:SER:N	1:d:193:ASP:OD2	2.35	0.57
1:M:190:SER:N	1:M:193:ASP:OD2	2.35	0.57
1:O:190:SER:N	1:O:193:ASP:OD2	2.35	0.57
1:L:190:SER:N	1:L:193:ASP:OD2	2.35	0.57
1:y:26:GLU:OE1	1:y:26:GLU:N	2.33	0.57
1:3:26:GLU:OE1	1:3:26:GLU:N	2.33	0.57
1:K:190:SER:N	1:K:193:ASP:OD2	2.35	0.57
1:U:26:GLU:OE1	1:U:26:GLU:N	2.33	0.57
1:a:26:GLU:OE1	1:a:26:GLU:N	2.33	0.57
1:s:26:GLU:OE1	1:s:26:GLU:N	2.33	0.57
1:4:190:SER:N	1:4:193:ASP:OD2	2.35	0.57
1:I:38:LEU:HD12	1:I:39:GLU:N	2.21	0.56
1:B:38:LEU:HD12	1:B:39:GLU:N	2.21	0.56
1:E:26:GLU:OE1	1:E:26:GLU:N	2.33	0.56
1:U:38:LEU:HD12	1:U:39:GLU:N	2.21	0.56
1:X:38:LEU:HD12	1:X:39:GLU:N	2.21	0.56
1:l:38:LEU:HD12	1:l:39:GLU:N	2.21	0.56
1:s:38:LEU:HD12	1:s:39:GLU:N	2.21	0.56
1:v:38:LEU:HD12	1:v:39:GLU:N	2.21	0.56
1:1:38:LEU:HD12	1:1:39:GLU:N	2.21	0.56
1:E:38:LEU:HD12	1:E:39:GLU:N	2.21	0.56
1:N:38:LEU:HD12	1:N:39:GLU:N	2.21	0.56
1:R:38:LEU:HD12	1:R:39:GLU:N	2.21	0.56

Continued on next page...

Continued from previous page...

Atom-1	Atom-2	Interatomic distance (Å)	Clash overlap (Å)
1:g:38:LEU:HD12	1:g:39:GLU:N	2.21	0.56
1:4:38:LEU:HD12	1:4:39:GLU:N	2.21	0.56
1:6:190:SER:N	1:6:193:ASP:OD2	2.35	0.56
1:K:38:LEU:HD12	1:K:39:GLU:N	2.21	0.56
1:L:38:LEU:HD12	1:L:39:GLU:N	2.21	0.56
1:O:38:LEU:HD12	1:O:39:GLU:N	2.21	0.56
1:Z:26:GLU:OE1	1:Z:26:GLU:N	2.33	0.56
1:i:38:LEU:HD12	1:i:39:GLU:N	2.21	0.56
1:j:38:LEU:HD12	1:j:39:GLU:N	2.21	0.56
1:k:38:LEU:HD12	1:k:39:GLU:N	2.21	0.56
1:m:38:LEU:HD12	1:m:39:GLU:N	2.21	0.56
1:x:38:LEU:HD12	1:x:39:GLU:N	2.21	0.56
1:7:38:LEU:HD12	1:7:39:GLU:N	2.21	0.56
1:H:38:LEU:HD12	1:H:39:GLU:N	2.21	0.56
1:r:38:LEU:HD12	1:r:39:GLU:N	2.21	0.56
1:u:38:LEU:HD12	1:u:39:GLU:N	2.21	0.56
1:y:38:LEU:HD12	1:y:39:GLU:N	2.21	0.56
1:z:38:LEU:HD12	1:z:39:GLU:N	2.21	0.56
1:5:190:SER:N	1:5:193:ASP:OD2	2.35	0.56
1:6:38:LEU:HD12	1:6:39:GLU:N	2.21	0.56
1:C:38:LEU:HD12	1:C:39:GLU:N	2.21	0.56
1:W:38:LEU:HD12	1:W:39:GLU:N	2.21	0.56
1:Z:38:LEU:HD12	1:Z:39:GLU:N	2.21	0.56
1:a:38:LEU:HD12	1:a:39:GLU:N	2.21	0.56
1:f:38:LEU:HD12	1:f:39:GLU:N	2.21	0.56
1:o:38:LEU:HD12	1:o:39:GLU:N	2.21	0.56
1:p:38:LEU:HD12	1:p:39:GLU:N	2.21	0.56
1:t:38:LEU:HD12	1:t:39:GLU:N	2.21	0.56
1:5:38:LEU:HD12	1:5:39:GLU:N	2.21	0.56
1:F:38:LEU:HD12	1:F:39:GLU:N	2.21	0.56
1:T:38:LEU:HD12	1:T:39:GLU:N	2.21	0.56
1:u:26:GLU:OE1	1:u:26:GLU:N	2.33	0.56
1:2:38:LEU:HD12	1:2:39:GLU:N	2.21	0.56
1:Q:38:LEU:HD12	1:Q:39:GLU:N	2.21	0.56
1:U:144:LYS:HA	1:U:147:ILE:HG22	1.88	0.56
1:6:26:GLU:OE1	1:6:26:GLU:N	2.33	0.56
1:E:144:LYS:HA	1:E:147:ILE:HG22	1.89	0.56
1:Y:26:GLU:OE1	1:Y:26:GLU:N	2.33	0.56
1:d:38:LEU:HD12	1:d:39:GLU:N	2.21	0.56
1:e:38:LEU:HD12	1:e:39:GLU:N	2.21	0.56
1:n:26:GLU:OE1	1:n:26:GLU:N	2.33	0.56

Continued on next page...

Continued from previous page...

Atom-1	Atom-2	Interatomic distance (Å)	Clash overlap (Å)
1:0:38:LEU:HD12	1:0:39:GLU:N	2.21	0.56
1:3:38:LEU:HD12	1:3:39:GLU:N	2.21	0.56
1:4:144:LYS:HA	1:4:147:ILE:HG22	1.88	0.56
1:A:26:GLU:OE1	1:A:26:GLU:N	2.33	0.55
1:A:38:LEU:HD12	1:A:39:GLU:N	2.21	0.55
1:D:38:LEU:HD12	1:D:39:GLU:N	2.21	0.55
1:M:26:GLU:OE1	1:M:26:GLU:N	2.33	0.55
1:S:38:LEU:HD12	1:S:39:GLU:N	2.21	0.55
1:i:144:LYS:HA	1:i:147:ILE:HG22	1.89	0.55
1:o:144:LYS:HA	1:o:147:ILE:HG22	1.89	0.55
1:q:38:LEU:HD12	1:q:39:GLU:N	2.21	0.55
1:K:144:LYS:HA	1:K:147:ILE:HG22	1.89	0.55
1:Z:144:LYS:HA	1:Z:147:ILE:HG22	1.89	0.55
1:a:144:LYS:HA	1:a:147:ILE:HG22	1.88	0.55
1:b:38:LEU:HD12	1:b:39:GLU:N	2.21	0.55
1:c:38:LEU:HD12	1:c:39:GLU:N	2.21	0.55
1:s:144:LYS:HA	1:s:147:ILE:HG22	1.88	0.55
1:x:144:LYS:HA	1:x:147:ILE:HG22	1.88	0.55
1:B:144:LYS:HA	1:B:147:ILE:HG22	1.89	0.55
1:N:144:LYS:HA	1:N:147:ILE:HG22	1.88	0.55
1:Q:144:LYS:HA	1:Q:147:ILE:HG22	1.89	0.55
1:V:38:LEU:HD12	1:V:39:GLU:N	2.21	0.55
1:f:144:LYS:HA	1:f:147:ILE:HG22	1.89	0.55
1:j:26:GLU:OE1	1:j:26:GLU:N	2.33	0.55
1:j:144:LYS:HA	1:j:147:ILE:HG22	1.88	0.55
1:m:26:GLU:OE1	1:m:26:GLU:N	2.33	0.55
1:v:144:LYS:HA	1:v:147:ILE:HG22	1.88	0.55
1:w:38:LEU:HD12	1:w:39:GLU:N	2.21	0.55
1:y:144:LYS:HA	1:y:147:ILE:HG22	1.88	0.55
1:I:144:LYS:HA	1:I:147:ILE:HG22	1.88	0.55
1:J:38:LEU:HD12	1:J:39:GLU:N	2.21	0.55
1:L:144:LYS:HA	1:L:147:ILE:HG22	1.89	0.55
1:X:144:LYS:HA	1:X:147:ILE:HG22	1.88	0.55
1:Y:38:LEU:HD12	1:Y:39:GLU:N	2.21	0.55
1:l:144:LYS:HA	1:l:147:ILE:HG22	1.89	0.55
1:n:38:LEU:HD12	1:n:39:GLU:N	2.21	0.55
1:r:144:LYS:HA	1:r:147:ILE:HG22	1.88	0.55
1:u:144:LYS:HA	1:u:147:ILE:HG22	1.88	0.55
1:1:144:LYS:HA	1:1:147:ILE:HG22	1.89	0.55
1:G:38:LEU:HD12	1:G:39:GLU:N	2.21	0.55
1:H:144:LYS:HA	1:H:147:ILE:HG22	1.89	0.55

Continued on next page...

Continued from previous page...

Atom-1	Atom-2	Interatomic distance (Å)	Clash overlap (Å)
1:O:144:LYS:HA	1:O:147:ILE:HG22	1.88	0.55
1:7:144:LYS:HA	1:7:147:ILE:HG22	1.89	0.55
1:M:38:LEU:HD12	1:M:39:GLU:N	2.21	0.55
1:O:144:LYS:HA	1:O:147:ILE:HG22	1.89	0.55
1:R:144:LYS:HA	1:R:147:ILE:HG22	1.89	0.55
1:V:26:GLU:OE1	1:V:26:GLU:N	2.33	0.55
1:W:144:LYS:HA	1:W:147:ILE:HG22	1.88	0.55
1:h:38:LEU:HD12	1:h:39:GLU:N	2.21	0.55
1:3:144:LYS:HA	1:3:147:ILE:HG22	1.88	0.55
1:T:144:LYS:HA	1:T:147:ILE:HG22	1.89	0.55
1:m:144:LYS:HA	1:m:147:ILE:HG22	1.88	0.55
1:p:144:LYS:HA	1:p:147:ILE:HG22	1.89	0.55
1:F:144:LYS:HA	1:F:147:ILE:HG22	1.88	0.55
1:g:144:LYS:HA	1:g:147:ILE:HG22	1.89	0.55
1:6:144:LYS:HA	1:6:147:ILE:HG22	1.88	0.55
1:B:160:ASP:OD1	1:B:161:ASN:N	2.40	0.55
1:P:38:LEU:HD12	1:P:39:GLU:N	2.21	0.55
1:c:144:LYS:HA	1:c:147:ILE:HG22	1.89	0.55
1:e:144:LYS:HA	1:e:147:ILE:HG22	1.89	0.55
1:u:160:ASP:OD1	1:u:161:ASN:N	2.40	0.55
1:A:160:ASP:OD1	1:A:161:ASN:N	2.40	0.55
1:D:144:LYS:HA	1:D:147:ILE:HG22	1.89	0.55
1:X:160:ASP:OD1	1:X:161:ASN:N	2.41	0.55
1:Y:160:ASP:OD1	1:Y:161:ASN:N	2.40	0.55
1:m:160:ASP:OD1	1:m:161:ASN:N	2.40	0.55
1:t:160:ASP:OD1	1:t:161:ASN:N	2.40	0.55
1:z:28:LEU:O	1:z:28:LEU:HD23	2.08	0.55
1:C:160:ASP:OD1	1:C:161:ASN:N	2.40	0.54
1:K:28:LEU:HD23	1:K:28:LEU:O	2.08	0.54
1:W:160:ASP:OD1	1:W:161:ASN:N	2.40	0.54
1:d:144:LYS:HA	1:d:147:ILE:HG22	1.89	0.54
1:e:28:LEU:HD23	1:e:28:LEU:O	2.08	0.54
1:f:28:LEU:HD23	1:f:28:LEU:O	2.08	0.54
1:g:28:LEU:O	1:g:28:LEU:HD23	2.08	0.54
1:n:144:LYS:HA	1:n:147:ILE:HG22	1.89	0.54
1:v:160:ASP:OD1	1:v:161:ASN:N	2.40	0.54
1:I:28:LEU:O	1:I:28:LEU:HD23	2.08	0.54
1:C:144:LYS:HA	1:C:147:ILE:HG22	1.89	0.54
1:D:160:ASP:OD1	1:D:161:ASN:N	2.40	0.54
1:G:144:LYS:HA	1:G:147:ILE:HG22	1.88	0.54
1:J:28:LEU:HD23	1:J:28:LEU:O	2.08	0.54

Continued on next page...

Continued from previous page...

Atom-1	Atom-2	Interatomic distance (Å)	Clash overlap (Å)
1:L:28:LEU:O	1:L:28:LEU:HD23	2.08	0.54
1:P:144:LYS:HA	1:P:147:ILE:HG22	1.88	0.54
1:b:28:LEU:O	1:b:28:LEU:HD23	2.08	0.54
1:c:28:LEU:HD23	1:c:28:LEU:O	2.08	0.54
1:f:160:ASP:OD1	1:f:161:ASN:N	2.40	0.54
1:h:28:LEU:HD23	1:h:28:LEU:O	2.08	0.54
1:i:28:LEU:O	1:i:28:LEU:HD23	2.08	0.54
1:l:160:ASP:OD1	1:l:161:ASN:N	2.40	0.54
1:n:160:ASP:OD1	1:n:161:ASN:N	2.40	0.54
1:s:160:ASP:OD1	1:s:161:ASN:N	2.40	0.54
1:0:28:LEU:HD23	1:0:28:LEU:O	2.08	0.54
1:1:28:LEU:O	1:1:28:LEU:HD23	2.08	0.54
1:7:160:ASP:OD1	1:7:161:ASN:N	2.40	0.54
1:A:144:LYS:HA	1:A:147:ILE:HG22	1.89	0.54
1:H:28:LEU:HD23	1:H:28:LEU:O	2.08	0.54
1:J:160:ASP:OD1	1:J:161:ASN:N	2.40	0.54
1:K:160:ASP:OD1	1:K:161:ASN:N	2.40	0.54
1:M:160:ASP:OD1	1:M:161:ASN:N	2.40	0.54
1:P:28:LEU:HD23	1:P:28:LEU:O	2.08	0.54
1:R:160:ASP:OD1	1:R:161:ASN:N	2.40	0.54
1:Z:160:ASP:OD1	1:Z:161:ASN:N	2.40	0.54
1:g:160:ASP:OD1	1:g:161:ASN:N	2.40	0.54
1:u:28:LEU:O	1:u:28:LEU:HD23	2.08	0.54
1:v:28:LEU:HD23	1:v:28:LEU:O	2.08	0.54
1:w:160:ASP:OD1	1:w:161:ASN:N	2.40	0.54
1:2:28:LEU:HD23	1:2:28:LEU:O	2.08	0.54
1:2:144:LYS:HA	1:2:147:ILE:HG22	1.89	0.54
1:5:144:LYS:HA	1:5:147:ILE:HG22	1.88	0.54
1:G:28:LEU:O	1:G:28:LEU:HD23	2.08	0.54
1:V:144:LYS:HA	1:V:147:ILE:HG22	1.89	0.54
1:V:160:ASP:OD1	1:V:161:ASN:N	2.40	0.54
1:t:144:LYS:HA	1:t:147:ILE:HG22	1.88	0.54
1:3:28:LEU:HD23	1:3:28:LEU:O	2.08	0.54
1:Q:160:ASP:OD1	1:Q:161:ASN:N	2.40	0.54
1:S:160:ASP:OD1	1:S:161:ASN:N	2.40	0.54
1:X:28:LEU:O	1:X:28:LEU:HD23	2.08	0.54
1:e:160:ASP:OD1	1:e:161:ASN:N	2.40	0.54
1:j:28:LEU:HD23	1:j:28:LEU:O	2.08	0.54
1:k:160:ASP:OD1	1:k:161:ASN:N	2.40	0.54
1:o:160:ASP:OD1	1:o:161:ASN:N	2.40	0.54
1:6:160:ASP:OD1	1:6:161:ASN:N	2.40	0.54

Continued on next page...

Continued from previous page...

Atom-1	Atom-2	Interatomic distance (Å)	Clash overlap (Å)
1:I:160:ASP:OD1	1:I:161:ASN:N	2.40	0.54
1:C:28:LEU:HD23	1:C:28:LEU:O	2.08	0.54
1:E:160:ASP:OD1	1:E:161:ASN:N	2.41	0.54
1:O:28:LEU:HD23	1:O:28:LEU:O	2.08	0.54
1:h:144:LYS:HA	1:h:147:ILE:HG22	1.89	0.54
1:n:28:LEU:O	1:n:28:LEU:HD23	2.08	0.54
1:x:160:ASP:OD1	1:x:161:ASN:N	2.40	0.54
1:y:28:LEU:HD23	1:y:28:LEU:O	2.08	0.54
1:L:160:ASP:OD1	1:L:161:ASN:N	2.40	0.54
1:N:160:ASP:OD1	1:N:161:ASN:N	2.40	0.54
1:Q:28:LEU:O	1:Q:28:LEU:HD23	2.08	0.54
1:U:160:ASP:OD1	1:U:161:ASN:N	2.40	0.54
1:W:28:LEU:HD23	1:W:28:LEU:O	2.08	0.54
1:a:28:LEU:HD23	1:a:28:LEU:O	2.08	0.54
1:b:144:LYS:HA	1:b:147:ILE:HG22	1.88	0.54
1:k:144:LYS:HA	1:k:147:ILE:HG22	1.89	0.54
1:r:160:ASP:OD1	1:r:161:ASN:N	2.40	0.54
1:t:28:LEU:HD23	1:t:28:LEU:O	2.08	0.54
1:2:160:ASP:OD1	1:2:161:ASN:N	2.40	0.54
1:3:160:ASP:OD1	1:3:161:ASN:N	2.41	0.54
1:D:28:LEU:HD23	1:D:28:LEU:O	2.08	0.54
1:S:144:LYS:HA	1:S:147:ILE:HG22	1.88	0.54
1:a:160:ASP:OD1	1:a:161:ASN:N	2.40	0.54
1:d:28:LEU:O	1:d:28:LEU:HD23	2.08	0.54
1:m:28:LEU:HD23	1:m:28:LEU:O	2.08	0.54
1:q:144:LYS:HA	1:q:147:ILE:HG22	1.88	0.54
1:z:144:LYS:HA	1:z:147:ILE:HG22	1.89	0.54
1:4:28:LEU:HD23	1:4:28:LEU:O	2.08	0.54
1:4:160:ASP:OD1	1:4:161:ASN:N	2.40	0.54
1:J:144:LYS:HA	1:J:147:ILE:HG22	1.89	0.54
1:M:28:LEU:HD23	1:M:28:LEU:O	2.08	0.54
1:M:144:LYS:HA	1:M:147:ILE:HG22	1.88	0.54
1:O:160:ASP:OD1	1:O:161:ASN:N	2.40	0.54
1:P:160:ASP:OD1	1:P:161:ASN:N	2.40	0.54
1:R:28:LEU:HD23	1:R:28:LEU:O	2.08	0.54
1:Y:144:LYS:HA	1:Y:147:ILE:HG22	1.89	0.54
1:j:160:ASP:OD1	1:j:161:ASN:N	2.41	0.54
1:p:160:ASP:OD1	1:p:161:ASN:N	2.40	0.54
1:s:28:LEU:O	1:s:28:LEU:HD23	2.08	0.54
1:5:160:ASP:OD1	1:5:161:ASN:N	2.40	0.54
1:F:28:LEU:HD23	1:F:28:LEU:O	2.08	0.54

Continued on next page...

Continued from previous page...

Atom-1	Atom-2	Interatomic distance (Å)	Clash overlap (Å)
1:S:28:LEU:O	1:S:28:LEU:HD23	2.08	0.54
1:Y:28:LEU:HD23	1:Y:28:LEU:O	2.08	0.54
1:b:160:ASP:OD1	1:b:161:ASN:N	2.40	0.54
1:c:160:ASP:OD1	1:c:161:ASN:N	2.41	0.54
1:d:160:ASP:OD1	1:d:161:ASN:N	2.40	0.54
1:k:28:LEU:O	1:k:28:LEU:HD23	2.08	0.54
1:q:160:ASP:OD1	1:q:161:ASN:N	2.40	0.54
1:r:28:LEU:HD23	1:r:28:LEU:O	2.08	0.54
1:w:28:LEU:HD23	1:w:28:LEU:O	2.08	0.54
1:w:144:LYS:HA	1:w:147:ILE:HG22	1.88	0.54
1:y:160:ASP:OD1	1:y:161:ASN:N	2.40	0.54
1:B:28:LEU:O	1:B:28:LEU:HD23	2.08	0.53
1:F:160:ASP:OD1	1:F:161:ASN:N	2.41	0.53
1:H:160:ASP:OD1	1:H:161:ASN:N	2.40	0.53
1:T:28:LEU:HD23	1:T:28:LEU:O	2.08	0.53
1:T:160:ASP:OD1	1:T:161:ASN:N	2.40	0.53
1:7:28:LEU:HD23	1:7:28:LEU:O	2.08	0.53
1:o:28:LEU:HD23	1:o:28:LEU:O	2.08	0.53
1:1:160:ASP:OD1	1:1:161:ASN:N	2.40	0.53
1:6:28:LEU:O	1:6:28:LEU:HD23	2.08	0.53
1:G:160:ASP:OD1	1:G:161:ASN:N	2.40	0.53
1:i:160:ASP:OD1	1:i:161:ASN:N	2.40	0.53
1:q:28:LEU:HD23	1:q:28:LEU:O	2.08	0.53
1:U:28:LEU:HD23	1:U:28:LEU:O	2.08	0.53
1:z:160:ASP:OD1	1:z:161:ASN:N	2.40	0.53
1:0:160:ASP:OD1	1:0:161:ASN:N	2.40	0.53
1:5:28:LEU:HD23	1:5:28:LEU:O	2.08	0.53
1:V:28:LEU:O	1:V:28:LEU:HD23	2.08	0.53
1:l:28:LEU:HD23	1:l:28:LEU:O	2.08	0.53
1:A:28:LEU:HD23	1:A:28:LEU:O	2.08	0.53
1:L:40:LEU:O	1:L:44:ARG:N	2.42	0.53
1:d:40:LEU:O	1:d:44:ARG:N	2.42	0.53
1:h:160:ASP:OD1	1:h:161:ASN:N	2.40	0.53
1:x:40:LEU:O	1:x:44:ARG:N	2.42	0.53
1:5:40:LEU:O	1:5:44:ARG:N	2.42	0.53
1:E:28:LEU:O	1:E:28:LEU:HD23	2.08	0.53
1:P:40:LEU:O	1:P:44:ARG:N	2.42	0.53
1:p:28:LEU:O	1:p:28:LEU:HD23	2.08	0.53
1:N:28:LEU:O	1:N:28:LEU:HD23	2.08	0.53
1:Z:28:LEU:O	1:Z:28:LEU:HD23	2.08	0.53
1:x:28:LEU:O	1:x:28:LEU:HD23	2.08	0.53

Continued on next page...

Continued from previous page...

Atom-1	Atom-2	Interatomic distance (Å)	Clash overlap (Å)
1:E:84:GLU:OE2	1:E:88:ARG:NE	2.42	0.53
1:P:84:GLU:OE2	1:P:88:ARG:NE	2.42	0.53
1:a:84:GLU:OE2	1:a:88:ARG:NE	2.42	0.53
1:q:84:GLU:OE2	1:q:88:ARG:NE	2.42	0.53
1:w:84:GLU:OE2	1:w:88:ARG:NE	2.42	0.53
1:l:84:GLU:OE2	1:l:88:ARG:NE	2.42	0.53
1:C:40:LEU:O	1:C:44:ARG:N	2.42	0.52
1:F:84:GLU:OE2	1:F:88:ARG:NE	2.42	0.52
1:O:84:GLU:OE2	1:O:88:ARG:NE	2.42	0.52
1:Q:84:GLU:OE2	1:Q:88:ARG:NE	2.42	0.52
1:Z:84:GLU:OE2	1:Z:88:ARG:NE	2.42	0.52
1:b:84:GLU:OE2	1:b:88:ARG:NE	2.42	0.52
1:f:84:GLU:OE2	1:f:88:ARG:NE	2.42	0.52
1:g:84:GLU:OE2	1:g:88:ARG:NE	2.42	0.52
1:m:84:GLU:OE2	1:m:88:ARG:NE	2.42	0.52
1:p:40:LEU:O	1:p:44:ARG:N	2.42	0.52
1:t:40:LEU:O	1:t:44:ARG:N	2.42	0.52
1:k:40:LEU:O	1:k:44:ARG:N	2.42	0.52
1:k:184:LEU:C	1:k:184:LEU:HD23	2.35	0.52
1:l:84:GLU:OE2	1:l:88:ARG:NE	2.42	0.52
1:x:84:GLU:OE2	1:x:88:ARG:NE	2.42	0.52
1:7:40:LEU:O	1:7:44:ARG:N	2.42	0.52
1:I:84:GLU:OE2	1:I:88:ARG:NE	2.42	0.52
1:D:84:GLU:OE2	1:D:88:ARG:NE	2.42	0.52
1:F:184:LEU:HD23	1:F:184:LEU:C	2.35	0.52
1:W:40:LEU:O	1:W:44:ARG:N	2.42	0.52
1:X:184:LEU:C	1:X:184:LEU:HD23	2.35	0.52
1:b:40:LEU:O	1:b:44:ARG:N	2.42	0.52
1:j:84:GLU:OE2	1:j:88:ARG:NE	2.42	0.52
1:p:184:LEU:C	1:p:184:LEU:HD23	2.35	0.52
1:w:40:LEU:O	1:w:44:ARG:N	2.42	0.52
1:0:84:GLU:OE2	1:0:88:ARG:NE	2.42	0.52
1:5:184:LEU:HD23	1:5:184:LEU:C	2.35	0.52
1:C:184:LEU:C	1:C:184:LEU:HD23	2.35	0.52
1:G:84:GLU:OE2	1:G:88:ARG:NE	2.42	0.52
1:M:184:LEU:HD23	1:M:184:LEU:C	2.35	0.52
1:O:40:LEU:O	1:O:44:ARG:N	2.42	0.52
1:S:184:LEU:C	1:S:184:LEU:HD23	2.35	0.52
1:T:84:GLU:OE2	1:T:88:ARG:NE	2.42	0.52
1:W:84:GLU:OE2	1:W:88:ARG:NE	2.42	0.52
1:a:184:LEU:HD23	1:a:184:LEU:C	2.35	0.52

Continued on next page...

Continued from previous page...

Atom-1	Atom-2	Interatomic distance (Å)	Clash overlap (Å)
1:f:184:LEU:HD23	1:f:184:LEU:C	2.35	0.52
1:i:84:GLU:OE2	1:i:88:ARG:NE	2.42	0.52
1:o:40:LEU:O	1:o:44:ARG:N	2.42	0.52
1:p:84:GLU:OE2	1:p:88:ARG:NE	2.42	0.52
1:r:84:GLU:OE2	1:r:88:ARG:NE	2.42	0.52
1:6:84:GLU:OE2	1:6:88:ARG:NE	2.42	0.52
1:B:84:GLU:OE2	1:B:88:ARG:NE	2.42	0.52
1:P:184:LEU:HD23	1:P:184:LEU:C	2.35	0.52
1:Q:184:LEU:C	1:Q:184:LEU:HD23	2.35	0.52
1:V:84:GLU:OE2	1:V:88:ARG:NE	2.42	0.52
1:c:184:LEU:HD23	1:c:184:LEU:C	2.35	0.52
1:e:84:GLU:OE2	1:e:88:ARG:NE	2.42	0.52
1:m:184:LEU:HD23	1:m:184:LEU:C	2.35	0.52
1:q:184:LEU:C	1:q:184:LEU:HD23	2.35	0.52
1:t:84:GLU:OE2	1:t:88:ARG:NE	2.42	0.52
1:u:184:LEU:C	1:u:184:LEU:HD23	2.35	0.52
1:x:184:LEU:C	1:x:184:LEU:HD23	2.35	0.52
1:0:184:LEU:HD23	1:0:184:LEU:C	2.35	0.52
1:B:184:LEU:C	1:B:184:LEU:HD23	2.35	0.52
1:H:40:LEU:O	1:H:44:ARG:N	2.42	0.52
1:K:40:LEU:O	1:K:44:ARG:N	2.42	0.52
1:K:184:LEU:HD23	1:K:184:LEU:C	2.35	0.52
1:L:84:GLU:OE2	1:L:88:ARG:NE	2.42	0.52
1:N:184:LEU:C	1:N:184:LEU:HD23	2.35	0.52
1:R:84:GLU:OE2	1:R:88:ARG:NE	2.42	0.52
1:T:40:LEU:O	1:T:44:ARG:N	2.42	0.52
1:Y:84:GLU:OE2	1:Y:88:ARG:NE	2.42	0.52
1:c:40:LEU:O	1:c:44:ARG:N	2.42	0.52
1:n:184:LEU:C	1:n:184:LEU:HD23	2.35	0.52
1:q:40:LEU:O	1:q:44:ARG:N	2.42	0.52
1:s:84:GLU:OE2	1:s:88:ARG:NE	2.42	0.52
1:s:184:LEU:C	1:s:184:LEU:HD23	2.35	0.52
1:v:184:LEU:C	1:v:184:LEU:HD23	2.35	0.52
1:4:40:LEU:O	1:4:44:ARG:N	2.42	0.52
1:4:184:LEU:C	1:4:184:LEU:HD23	2.35	0.52
1:7:184:LEU:C	1:7:184:LEU:HD23	2.35	0.52
1:E:184:LEU:C	1:E:184:LEU:HD23	2.35	0.52
1:H:184:LEU:C	1:H:184:LEU:HD23	2.35	0.52
1:J:84:GLU:OE2	1:J:88:ARG:NE	2.42	0.52
1:M:84:GLU:OE2	1:M:88:ARG:NE	2.42	0.52
1:U:84:GLU:OE2	1:U:88:ARG:NE	2.42	0.52

Continued on next page...

Continued from previous page...

Atom-1	Atom-2	Interatomic distance (Å)	Clash overlap (Å)
1:Z:184:LEU:C	1:Z:184:LEU:HD23	2.35	0.52
1:b:184:LEU:C	1:b:184:LEU:HD23	2.35	0.52
1:h:40:LEU:O	1:h:44:ARG:N	2.42	0.52
1:h:84:GLU:OE2	1:h:88:ARG:NE	2.42	0.52
1:h:184:LEU:HD23	1:h:184:LEU:C	2.35	0.52
1:n:84:GLU:OE2	1:n:88:ARG:NE	2.42	0.52
1:z:184:LEU:C	1:z:184:LEU:HD23	2.35	0.52
1:2:40:LEU:O	1:2:44:ARG:N	2.42	0.52
1:3:84:GLU:OE2	1:3:88:ARG:NE	2.42	0.52
1:4:84:GLU:OE2	1:4:88:ARG:NE	2.42	0.52
1:I:184:LEU:C	1:I:184:LEU:HD23	2.35	0.52
1:K:84:GLU:OE2	1:K:88:ARG:NE	2.42	0.52
1:U:184:LEU:C	1:U:184:LEU:HD23	2.35	0.52
1:W:184:LEU:HD23	1:W:184:LEU:C	2.35	0.52
1:a:40:LEU:O	1:a:44:ARG:N	2.42	0.52
1:j:184:LEU:C	1:j:184:LEU:HD23	2.35	0.52
1:k:84:GLU:OE2	1:k:88:ARG:NE	2.42	0.52
1:u:84:GLU:OE2	1:u:88:ARG:NE	2.42	0.52
1:y:184:LEU:HD23	1:y:184:LEU:C	2.35	0.52
1:1:40:LEU:O	1:1:44:ARG:N	2.42	0.52
1:1:184:LEU:C	1:1:184:LEU:HD23	2.35	0.52
1:2:84:GLU:OE2	1:2:88:ARG:NE	2.42	0.52
1:3:184:LEU:C	1:3:184:LEU:HD23	2.35	0.52
1:I:40:LEU:O	1:I:44:ARG:N	2.42	0.52
1:D:184:LEU:C	1:D:184:LEU:HD23	2.35	0.52
1:G:40:LEU:O	1:G:44:ARG:N	2.42	0.52
1:G:184:LEU:C	1:G:184:LEU:HD23	2.35	0.52
1:N:84:GLU:OE2	1:N:88:ARG:NE	2.42	0.52
1:X:84:GLU:OE2	1:X:88:ARG:NE	2.42	0.52
1:c:84:GLU:OE2	1:c:88:ARG:NE	2.42	0.52
1:g:184:LEU:C	1:g:184:LEU:HD23	2.35	0.52
1:l:184:LEU:C	1:l:184:LEU:HD23	2.35	0.52
1:y:84:GLU:OE2	1:y:88:ARG:NE	2.42	0.52
1:A:84:GLU:OE2	1:A:88:ARG:NE	2.42	0.52
1:J:184:LEU:C	1:J:184:LEU:HD23	2.35	0.52
1:R:184:LEU:HD23	1:R:184:LEU:C	2.35	0.52
1:S:84:GLU:OE2	1:S:88:ARG:NE	2.42	0.52
1:T:184:LEU:C	1:T:184:LEU:HD23	2.35	0.52
1:V:184:LEU:C	1:V:184:LEU:HD23	2.35	0.52
1:Y:184:LEU:C	1:Y:184:LEU:HD23	2.35	0.52
1:v:84:GLU:OE2	1:v:88:ARG:NE	2.42	0.52

Continued on next page...

Continued from previous page...

Atom-1	Atom-2	Interatomic distance (Å)	Clash overlap (Å)
1:w:184:LEU:HD23	1:w:184:LEU:C	2.35	0.52
1:z:84:GLU:OE2	1:z:88:ARG:NE	2.42	0.52
1:2:184:LEU:C	1:2:184:LEU:HD23	2.35	0.52
1:A:184:LEU:HD23	1:A:184:LEU:C	2.35	0.51
1:d:184:LEU:C	1:d:184:LEU:HD23	2.35	0.51
1:i:184:LEU:C	1:i:184:LEU:HD23	2.35	0.51
1:o:84:GLU:OE2	1:o:88:ARG:NE	2.42	0.51
1:s:40:LEU:O	1:s:44:ARG:N	2.42	0.51
1:C:84:GLU:OE2	1:C:88:ARG:NE	2.42	0.51
1:d:84:GLU:OE2	1:d:88:ARG:NE	2.42	0.51
1:e:184:LEU:C	1:e:184:LEU:HD23	2.35	0.51
1:t:184:LEU:HD23	1:t:184:LEU:C	2.35	0.51
1:0:40:LEU:O	1:0:44:ARG:N	2.42	0.51
1:7:84:GLU:OE2	1:7:88:ARG:NE	2.42	0.51
1:B:40:LEU:O	1:B:44:ARG:N	2.42	0.51
1:H:84:GLU:OE2	1:H:88:ARG:NE	2.42	0.51
1:5:84:GLU:OE2	1:5:88:ARG:NE	2.42	0.51
1:6:184:LEU:C	1:6:184:LEU:HD23	2.35	0.51
1:g:40:LEU:O	1:g:44:ARG:N	2.42	0.51
1:7:61:ARG:NH2	1:7:62:ASP:OD1	2.36	0.51
1:L:184:LEU:C	1:L:184:LEU:HD23	2.35	0.51
1:S:40:LEU:O	1:S:44:ARG:N	2.42	0.51
1:o:184:LEU:C	1:o:184:LEU:HD23	2.35	0.51
1:v:40:LEU:O	1:v:44:ARG:N	2.42	0.51
1:3:61:ARG:NH2	1:3:62:ASP:OD1	2.36	0.51
1:N:40:LEU:O	1:N:44:ARG:N	2.42	0.51
1:O:184:LEU:C	1:O:184:LEU:HD23	2.35	0.51
1:U:61:ARG:NH2	1:U:62:ASP:OD1	2.36	0.51
1:i:61:ARG:NH2	1:i:62:ASP:OD1	2.36	0.51
1:j:40:LEU:O	1:j:44:ARG:N	2.42	0.51
1:n:40:LEU:O	1:n:44:ARG:N	2.42	0.51
1:r:184:LEU:HD23	1:r:184:LEU:C	2.35	0.51
1:T:61:ARG:NH2	1:T:62:ASP:OD1	2.36	0.51
1:V:40:LEU:O	1:V:44:ARG:N	2.42	0.51
1:j:61:ARG:NH2	1:j:62:ASP:OD1	2.36	0.51
1:F:40:LEU:O	1:F:44:ARG:N	2.42	0.51
1:Z:40:LEU:O	1:Z:44:ARG:N	2.42	0.51
1:4:61:ARG:NH2	1:4:62:ASP:OD1	2.36	0.51
1:s:61:ARG:NH2	1:s:62:ASP:OD1	2.36	0.51
1:K:61:ARG:NH2	1:K:62:ASP:OD1	2.36	0.50
1:z:40:LEU:O	1:z:44:ARG:N	2.42	0.50

Continued on next page...

Continued from previous page...

Atom-1	Atom-2	Interatomic distance (Å)	Clash overlap (Å)
1:J:40:LEU:O	1:J:44:ARG:N	2.42	0.50
1:f:40:LEU:O	1:f:44:ARG:N	2.42	0.50
1:3:40:LEU:O	1:3:44:ARG:N	2.42	0.50
1:R:40:LEU:O	1:R:44:ARG:N	2.42	0.50
1:r:40:LEU:O	1:r:44:ARG:N	2.42	0.50
1:A:61:ARG:NH2	1:A:62:ASP:OD1	2.36	0.50
1:L:61:ARG:NH2	1:L:62:ASP:OD1	2.36	0.50
1:r:61:ARG:NH2	1:r:62:ASP:OD1	2.36	0.50
1:2:61:ARG:NH2	1:2:62:ASP:OD1	2.36	0.49
1:L:66:LEU:HD23	1:L:66:LEU:C	2.38	0.49
1:j:66:LEU:C	1:j:66:LEU:HD23	2.38	0.49
1:7:66:LEU:C	1:7:66:LEU:HD23	2.38	0.49
1:a:66:LEU:C	1:a:66:LEU:HD23	2.38	0.49
1:s:66:LEU:HD23	1:s:66:LEU:C	2.38	0.49
1:t:61:ARG:NH2	1:t:62:ASP:OD1	2.36	0.49
1:4:66:LEU:HD23	1:4:66:LEU:C	2.38	0.49
1:I:61:ARG:NH2	1:I:62:ASP:OD1	2.36	0.49
1:J:61:ARG:NH2	1:J:62:ASP:OD1	2.36	0.49
1:U:66:LEU:C	1:U:66:LEU:HD23	2.38	0.49
1:u:61:ARG:NH2	1:u:62:ASP:OD1	2.36	0.49
1:v:66:LEU:HD23	1:v:66:LEU:C	2.38	0.49
1:A:40:LEU:O	1:A:44:ARG:N	2.42	0.49
1:E:66:LEU:HD23	1:E:66:LEU:C	2.38	0.49
1:F:66:LEU:C	1:F:66:LEU:HD23	2.38	0.49
1:T:66:LEU:C	1:T:66:LEU:HD23	2.38	0.49
1:Z:66:LEU:C	1:Z:66:LEU:HD23	2.38	0.49
1:b:66:LEU:HD23	1:b:66:LEU:C	2.38	0.49
1:q:66:LEU:HD23	1:q:66:LEU:C	2.38	0.49
1:D:66:LEU:C	1:D:66:LEU:HD23	2.38	0.49
1:G:66:LEU:C	1:G:66:LEU:HD23	2.38	0.49
1:M:40:LEU:O	1:M:44:ARG:N	2.42	0.49
1:V:61:ARG:NH2	1:V:62:ASP:OD1	2.36	0.49
1:Y:66:LEU:C	1:Y:66:LEU:HD23	2.38	0.49
1:m:40:LEU:O	1:m:44:ARG:N	2.42	0.49
1:p:66:LEU:C	1:p:66:LEU:HD23	2.38	0.49
1:u:40:LEU:O	1:u:44:ARG:N	2.42	0.49
1:3:66:LEU:C	1:3:66:LEU:HD23	2.38	0.49
1:E:40:LEU:O	1:E:44:ARG:N	2.42	0.49
1:H:66:LEU:C	1:H:66:LEU:HD23	2.38	0.49
1:M:66:LEU:C	1:M:66:LEU:HD23	2.38	0.49
1:X:66:LEU:C	1:X:66:LEU:HD23	2.38	0.49

Continued on next page...

Continued from previous page...

Atom-1	Atom-2	Interatomic distance (Å)	Clash overlap (Å)
1:h:61:ARG:NH2	1:h:62:ASP:OD1	2.36	0.49
1:k:61:ARG:NH2	1:k:62:ASP:OD1	2.36	0.49
1:o:66:LEU:C	1:o:66:LEU:HD23	2.38	0.49
1:r:66:LEU:C	1:r:66:LEU:HD23	2.38	0.49
1:w:66:LEU:C	1:w:66:LEU:HD23	2.38	0.49
1:I:66:LEU:C	1:I:66:LEU:HD23	2.38	0.49
1:C:66:LEU:C	1:C:66:LEU:HD23	2.38	0.49
1:K:66:LEU:C	1:K:66:LEU:HD23	2.38	0.49
1:S:61:ARG:NH2	1:S:62:ASP:OD1	2.36	0.49
1:c:66:LEU:C	1:c:66:LEU:HD23	2.38	0.49
1:e:66:LEU:C	1:e:66:LEU:HD23	2.38	0.49
1:i:66:LEU:C	1:i:66:LEU:HD23	2.38	0.49
1:n:66:LEU:HD23	1:n:66:LEU:C	2.38	0.49
1:x:66:LEU:HD23	1:x:66:LEU:C	2.38	0.49
1:6:40:LEU:O	1:6:44:ARG:N	2.42	0.49
1:A:66:LEU:C	1:A:66:LEU:HD23	2.38	0.49
1:d:66:LEU:C	1:d:66:LEU:HD23	2.38	0.49
1:u:66:LEU:C	1:u:66:LEU:HD23	2.38	0.49
1:y:66:LEU:C	1:y:66:LEU:HD23	2.38	0.49
1:z:66:LEU:C	1:z:66:LEU:HD23	2.38	0.49
1:W:66:LEU:C	1:W:66:LEU:HD23	2.38	0.49
1:Y:40:LEU:O	1:Y:44:ARG:N	2.42	0.49
1:e:40:LEU:O	1:e:44:ARG:N	2.42	0.49
1:f:66:LEU:C	1:f:66:LEU:HD23	2.38	0.49
1:k:66:LEU:C	1:k:66:LEU:HD23	2.38	0.49
1:O:122:LEU:HD23	1:O:122:LEU:O	2.13	0.48
1:S:66:LEU:C	1:S:66:LEU:HD23	2.38	0.48
1:W:122:LEU:HD23	1:W:122:LEU:O	2.13	0.48
1:i:40:LEU:O	1:i:44:ARG:N	2.42	0.48
1:m:66:LEU:C	1:m:66:LEU:HD23	2.38	0.48
1:o:122:LEU:HD23	1:o:122:LEU:O	2.13	0.48
1:y:40:LEU:O	1:y:44:ARG:N	2.42	0.48
1:0:66:LEU:C	1:0:66:LEU:HD23	2.38	0.48
1:B:122:LEU:O	1:B:122:LEU:HD23	2.13	0.48
1:L:122:LEU:HD23	1:L:122:LEU:O	2.13	0.48
1:M:122:LEU:HD23	1:M:122:LEU:O	2.14	0.48
1:U:40:LEU:O	1:U:44:ARG:N	2.42	0.48
1:V:122:LEU:HD23	1:V:122:LEU:O	2.13	0.48
1:h:122:LEU:HD23	1:h:122:LEU:O	2.14	0.48
1:i:122:LEU:O	1:i:122:LEU:HD23	2.14	0.48
1:s:122:LEU:HD23	1:s:122:LEU:O	2.14	0.48

Continued on next page...

Continued from previous page...

Atom-1	Atom-2	Interatomic distance (Å)	Clash overlap (Å)
1:y:122:LEU:HD23	1:y:122:LEU:O	2.14	0.48
1:1:122:LEU:O	1:1:122:LEU:HD23	2.13	0.48
1:2:122:LEU:HD23	1:2:122:LEU:O	2.14	0.48
1:5:61:ARG:NH2	1:5:62:ASP:OD1	2.36	0.48
1:B:66:LEU:C	1:B:66:LEU:HD23	2.38	0.48
1:C:122:LEU:HD23	1:C:122:LEU:O	2.13	0.48
1:Q:122:LEU:HD23	1:Q:122:LEU:O	2.14	0.48
1:R:66:LEU:C	1:R:66:LEU:HD23	2.38	0.48
1:S:125:LEU:O	1:S:129:TYR:N	2.44	0.48
1:X:122:LEU:HD23	1:X:122:LEU:O	2.13	0.48
1:Y:122:LEU:HD23	1:Y:122:LEU:O	2.13	0.48
1:a:122:LEU:O	1:a:122:LEU:HD23	2.13	0.48
1:g:125:LEU:O	1:g:129:TYR:N	2.44	0.48
1:r:122:LEU:HD23	1:r:122:LEU:O	2.14	0.48
1:s:125:LEU:O	1:s:129:TYR:N	2.44	0.48
1:P:66:LEU:C	1:P:66:LEU:HD23	2.38	0.48
1:Q:40:LEU:O	1:Q:44:ARG:N	2.42	0.48
1:Q:66:LEU:HD23	1:Q:66:LEU:C	2.38	0.48
1:d:122:LEU:O	1:d:122:LEU:HD23	2.14	0.48
1:g:66:LEU:HD23	1:g:66:LEU:C	2.38	0.48
1:j:122:LEU:HD23	1:j:122:LEU:O	2.13	0.48
1:m:122:LEU:HD23	1:m:122:LEU:O	2.13	0.48
1:t:122:LEU:HD23	1:t:122:LEU:O	2.13	0.48
1:w:122:LEU:O	1:w:122:LEU:HD23	2.13	0.48
1:3:122:LEU:O	1:3:122:LEU:HD23	2.14	0.48
1:5:66:LEU:C	1:5:66:LEU:HD23	2.38	0.48
1:A:122:LEU:HD23	1:A:122:LEU:O	2.13	0.48
1:E:122:LEU:HD23	1:E:122:LEU:O	2.14	0.48
1:G:122:LEU:HD23	1:G:122:LEU:O	2.13	0.48
1:H:61:ARG:NH2	1:H:62:ASP:OD1	2.36	0.48
1:H:122:LEU:HD23	1:H:122:LEU:O	2.13	0.48
1:J:66:LEU:HD23	1:J:66:LEU:C	2.38	0.48
1:N:122:LEU:O	1:N:122:LEU:HD23	2.14	0.48
1:V:66:LEU:HD23	1:V:66:LEU:C	2.38	0.48
1:t:66:LEU:C	1:t:66:LEU:HD23	2.38	0.48
1:6:66:LEU:C	1:6:66:LEU:HD23	2.38	0.48
1:D:122:LEU:O	1:D:122:LEU:HD23	2.14	0.48
1:K:122:LEU:O	1:K:122:LEU:HD23	2.13	0.48
1:O:66:LEU:HD23	1:O:66:LEU:C	2.38	0.48
1:R:122:LEU:HD23	1:R:122:LEU:O	2.13	0.48
1:c:61:ARG:NH2	1:c:62:ASP:OD1	2.36	0.48

Continued on next page...

Continued from previous page...

Atom-1	Atom-2	Interatomic distance (Å)	Clash overlap (Å)
1:v:61:ARG:NH2	1:v:62:ASP:OD1	2.36	0.48
1:0:122:LEU:HD23	1:0:122:LEU:O	2.14	0.48
1:I:122:LEU:O	1:I:122:LEU:HD23	2.13	0.48
1:F:122:LEU:O	1:F:122:LEU:HD23	2.13	0.48
1:N:66:LEU:C	1:N:66:LEU:HD23	2.38	0.48
1:b:125:LEU:O	1:b:129:TYR:N	2.44	0.48
1:g:122:LEU:HD23	1:g:122:LEU:O	2.14	0.48
1:2:66:LEU:C	1:2:66:LEU:HD23	2.38	0.48
1:S:122:LEU:O	1:S:122:LEU:HD23	2.13	0.48
1:U:122:LEU:O	1:U:122:LEU:HD23	2.14	0.48
1:b:122:LEU:HD23	1:b:122:LEU:O	2.13	0.48
1:f:122:LEU:O	1:f:122:LEU:HD23	2.14	0.48
1:q:122:LEU:HD23	1:q:122:LEU:O	2.14	0.48
1:l:66:LEU:C	1:l:66:LEU:HD23	2.38	0.48
1:P:122:LEU:O	1:P:122:LEU:HD23	2.13	0.48
1:Z:122:LEU:O	1:Z:122:LEU:HD23	2.13	0.48
1:c:122:LEU:HD23	1:c:122:LEU:O	2.13	0.48
1:e:122:LEU:HD23	1:e:122:LEU:O	2.14	0.48
1:k:122:LEU:O	1:k:122:LEU:HD23	2.13	0.48
1:p:125:LEU:O	1:p:129:TYR:N	2.44	0.48
1:u:122:LEU:O	1:u:122:LEU:HD23	2.13	0.48
1:4:122:LEU:HD23	1:4:122:LEU:O	2.13	0.48
1:D:40:LEU:O	1:D:44:ARG:N	2.42	0.48
1:M:61:ARG:NH2	1:M:62:ASP:OD1	2.36	0.48
1:X:40:LEU:O	1:X:44:ARG:N	2.42	0.48
1:l:66:LEU:HD23	1:l:66:LEU:C	2.38	0.48
1:q:61:ARG:NH2	1:q:62:ASP:OD1	2.36	0.48
1:6:122:LEU:HD23	1:6:122:LEU:O	2.13	0.48
1:K:125:LEU:O	1:K:129:TYR:N	2.44	0.47
1:e:61:ARG:NH2	1:e:62:ASP:OD1	2.36	0.47
1:n:122:LEU:HD23	1:n:122:LEU:O	2.14	0.47
1:0:125:LEU:O	1:0:129:TYR:N	2.44	0.47
1:G:125:LEU:O	1:G:129:TYR:N	2.44	0.47
1:h:66:LEU:C	1:h:66:LEU:HD23	2.38	0.47
1:l:40:LEU:O	1:l:44:ARG:N	2.42	0.47
1:z:122:LEU:O	1:z:122:LEU:HD23	2.13	0.47
1:p:122:LEU:O	1:p:122:LEU:HD23	2.14	0.47
1:x:122:LEU:HD23	1:x:122:LEU:O	2.13	0.47
1:7:122:LEU:HD23	1:7:122:LEU:O	2.14	0.47
1:E:81:ARG:NH1	1:k:199:TRP:O	2.48	0.47
1:F:81:ARG:NH1	1:l:199:TRP:O	2.48	0.47

Continued on next page...

Continued from previous page...

Atom-1	Atom-2	Interatomic distance (Å)	Clash overlap (Å)
1:J:122:LEU:HD23	1:J:122:LEU:O	2.13	0.47
1:g:61:ARG:NH2	1:g:62:ASP:OD1	2.36	0.47
1:5:122:LEU:O	1:5:122:LEU:HD23	2.13	0.47
1:E:199:TRP:O	1:g:81:ARG:NH1	2.48	0.47
1:K:199:TRP:O	1:m:81:ARG:NH1	2.48	0.47
1:L:125:LEU:O	1:L:129:TYR:N	2.44	0.47
1:T:122:LEU:HD23	1:T:122:LEU:O	2.13	0.47
1:W:61:ARG:NH2	1:W:62:ASP:OD1	2.36	0.47
1:X:199:TRP:O	1:z:81:ARG:NH1	2.48	0.47
1:Y:81:ARG:NH1	1:4:199:TRP:O	2.48	0.47
1:Y:199:TRP:O	1:0:81:ARG:NH1	2.48	0.47
1:r:125:LEU:O	1:r:129:TYR:N	2.44	0.47
1:4:125:LEU:O	1:4:129:TYR:N	2.44	0.47
1:G:81:ARG:NH1	1:m:199:TRP:O	2.48	0.47
1:J:125:LEU:O	1:J:129:TYR:N	2.44	0.47
1:S:81:ARG:NH1	1:y:199:TRP:O	2.48	0.47
1:Z:81:ARG:NH1	1:5:199:TRP:O	2.48	0.47
1:l:122:LEU:HD23	1:l:122:LEU:O	2.13	0.47
1:v:122:LEU:HD23	1:v:122:LEU:O	2.13	0.47
1:J:199:TRP:O	1:l:81:ARG:NH1	2.48	0.47
1:L:199:TRP:O	1:n:81:ARG:NH1	2.48	0.47
1:X:81:ARG:NH1	1:3:199:TRP:O	2.48	0.47
1:B:61:ARG:NH2	1:B:62:ASP:OD1	2.36	0.47
1:Z:199:TRP:O	1:1:81:ARG:NH1	2.48	0.47
1:a:81:ARG:NH1	1:6:199:TRP:O	2.48	0.47
1:1:61:ARG:NH2	1:1:62:ASP:OD1	2.36	0.47
1:5:125:LEU:O	1:5:129:TYR:N	2.44	0.47
1:H:81:ARG:NH1	1:n:199:TRP:O	2.48	0.47
1:M:199:TRP:O	1:o:81:ARG:NH1	2.48	0.47
1:F:199:TRP:O	1:h:81:ARG:NH1	2.48	0.46
1:M:81:ARG:NH1	1:s:199:TRP:O	2.48	0.46
1:3:125:LEU:O	1:3:129:TYR:N	2.44	0.46
1:Q:199:TRP:O	1:s:81:ARG:NH1	2.48	0.46
1:R:125:LEU:O	1:R:129:TYR:N	2.44	0.46
1:T:81:ARG:NH1	1:z:199:TRP:O	2.48	0.46
1:f:125:LEU:O	1:f:129:TYR:N	2.44	0.46
1:N:81:ARG:NH1	1:t:199:TRP:O	2.48	0.46
1:P:33:LEU:HD11	1:P:132:LEU:CD2	2.46	0.46
1:P:125:LEU:O	1:P:129:TYR:N	2.44	0.46
1:R:61:ARG:NH2	1:R:62:ASP:OD1	2.36	0.46
1:b:61:ARG:NH2	1:b:62:ASP:OD1	2.36	0.46

Continued on next page...

Continued from previous page...

Atom-1	Atom-2	Interatomic distance (Å)	Clash overlap (Å)
1:u:33:LEU:HD11	1:u:132:LEU:CD2	2.46	0.46
1:w:61:ARG:NH2	1:w:62:ASP:OD1	2.36	0.46
1:z:33:LEU:HD11	1:z:132:LEU:CD2	2.46	0.46
1:D:33:LEU:HD11	1:D:132:LEU:CD2	2.46	0.46
1:G:61:ARG:NH2	1:G:62:ASP:OD1	2.36	0.46
1:L:81:ARG:NH1	1:r:199:TRP:O	2.48	0.46
1:N:199:TRP:O	1:p:81:ARG:NH1	2.48	0.46
1:V:33:LEU:HD11	1:V:132:LEU:CD2	2.46	0.46
1:W:33:LEU:HD11	1:W:132:LEU:CD2	2.46	0.46
1:Y:33:LEU:HD11	1:Y:132:LEU:CD2	2.46	0.46
1:b:33:LEU:HD11	1:b:132:LEU:CD2	2.46	0.46
1:c:33:LEU:HD11	1:c:132:LEU:CD2	2.46	0.46
1:d:33:LEU:HD11	1:d:132:LEU:CD2	2.46	0.46
1:e:33:LEU:HD11	1:e:132:LEU:CD2	2.46	0.46
1:n:33:LEU:HD11	1:n:132:LEU:CD2	2.46	0.46
1:w:33:LEU:HD11	1:w:132:LEU:CD2	2.46	0.46
1:1:33:LEU:HD11	1:1:132:LEU:CD2	2.46	0.46
1:5:33:LEU:HD11	1:5:132:LEU:CD2	2.46	0.46
1:6:125:LEU:O	1:6:129:TYR:N	2.44	0.46
1:A:38:LEU:HD12	1:A:38:LEU:C	2.41	0.46
1:F:33:LEU:HD11	1:F:132:LEU:CD2	2.46	0.46
1:G:33:LEU:HD11	1:G:132:LEU:CD2	2.46	0.46
1:K:33:LEU:HD11	1:K:132:LEU:CD2	2.46	0.46
1:L:33:LEU:HD11	1:L:132:LEU:CD2	2.46	0.46
1:R:199:TRP:O	1:t:81:ARG:NH1	2.48	0.46
1:a:125:LEU:O	1:a:129:TYR:N	2.44	0.46
1:f:199:TRP:O	1:7:81:ARG:NH1	2.48	0.46
1:j:33:LEU:HD11	1:j:132:LEU:CD2	2.46	0.46
1:k:125:LEU:O	1:k:129:TYR:N	2.44	0.46
1:q:33:LEU:HD11	1:q:132:LEU:CD2	2.46	0.46
1:y:125:LEU:O	1:y:129:TYR:N	2.44	0.46
1:7:33:LEU:HD11	1:7:132:LEU:CD2	2.46	0.46
1:A:33:LEU:HD11	1:A:132:LEU:CD2	2.46	0.46
1:M:38:LEU:HD12	1:M:38:LEU:C	2.41	0.46
1:M:125:LEU:O	1:M:129:TYR:N	2.44	0.46
1:S:33:LEU:HD11	1:S:132:LEU:CD2	2.46	0.46
1:X:61:ARG:NH2	1:X:62:ASP:OD1	2.36	0.46
1:f:61:ARG:NH2	1:f:62:ASP:OD1	2.36	0.46
1:g:33:LEU:HD11	1:g:132:LEU:CD2	2.46	0.46
1:i:33:LEU:HD11	1:i:132:LEU:CD2	2.46	0.46
1:j:125:LEU:O	1:j:129:TYR:N	2.44	0.46

Continued on next page...

Continued from previous page...

Atom-1	Atom-2	Interatomic distance (Å)	Clash overlap (Å)
1:k:38:LEU:HD12	1:k:38:LEU:C	2.41	0.46
1:l:61:ARG:NH2	1:l:62:ASP:OD1	2.36	0.46
1:6:33:LEU:HD11	1:6:132:LEU:CD2	2.46	0.46
1:M:33:LEU:HD11	1:M:132:LEU:CD2	2.46	0.46
1:O:81:ARG:NH1	1:u:199:TRP:O	2.48	0.46
1:R:33:LEU:HD11	1:R:132:LEU:CD2	2.46	0.46
1:Z:33:LEU:HD11	1:Z:132:LEU:CD2	2.46	0.46
1:a:199:TRP:O	1:2:81:ARG:NH1	2.48	0.46
1:d:125:LEU:O	1:d:129:TYR:N	2.44	0.46
1:k:33:LEU:HD11	1:k:132:LEU:CD2	2.46	0.46
1:o:125:LEU:O	1:o:129:TYR:N	2.44	0.46
1:p:33:LEU:HD11	1:p:132:LEU:CD2	2.46	0.46
1:t:33:LEU:HD11	1:t:132:LEU:CD2	2.46	0.46
1:v:33:LEU:HD11	1:v:132:LEU:CD2	2.46	0.46
1:x:33:LEU:HD11	1:x:132:LEU:CD2	2.46	0.46
1:z:61:ARG:NH2	1:z:62:ASP:OD1	2.36	0.46
1:4:33:LEU:HD11	1:4:132:LEU:CD2	2.46	0.46
1:C:38:LEU:HD12	1:C:38:LEU:C	2.41	0.46
1:H:33:LEU:HD11	1:H:132:LEU:CD2	2.46	0.46
1:S:199:TRP:O	1:u:81:ARG:NH1	2.48	0.46
1:V:38:LEU:HD12	1:V:38:LEU:C	2.41	0.46
1:m:33:LEU:HD11	1:m:132:LEU:CD2	2.46	0.46
1:w:38:LEU:HD12	1:w:38:LEU:C	2.41	0.46
1:2:33:LEU:HD11	1:2:132:LEU:CD2	2.46	0.46
1:I:81:ARG:NH1	1:o:199:TRP:O	2.48	0.46
1:C:33:LEU:HD11	1:C:132:LEU:CD2	2.46	0.46
1:C:61:ARG:NH2	1:C:62:ASP:OD1	2.36	0.46
1:E:125:LEU:O	1:E:129:TYR:N	2.44	0.46
1:G:199:TRP:O	1:i:81:ARG:NH1	2.48	0.46
1:K:38:LEU:HD12	1:K:38:LEU:C	2.41	0.46
1:M:101:THR:O	1:M:105:GLY:N	2.49	0.46
1:N:101:THR:O	1:N:105:GLY:N	2.49	0.46
1:U:81:ARG:NH1	1:0:199:TRP:O	2.48	0.46
1:Y:38:LEU:HD12	1:Y:38:LEU:C	2.41	0.46
1:Z:61:ARG:NH2	1:Z:62:ASP:OD1	2.36	0.46
1:f:33:LEU:HD11	1:f:132:LEU:CD2	2.46	0.46
1:l:125:LEU:O	1:l:129:TYR:N	2.44	0.46
1:m:38:LEU:HD12	1:m:38:LEU:C	2.41	0.46
1:u:38:LEU:HD12	1:u:38:LEU:C	2.41	0.46
1:y:33:LEU:HD11	1:y:132:LEU:CD2	2.46	0.46
1:0:61:ARG:NH2	1:0:62:ASP:OD1	2.36	0.46

Continued on next page...

Continued from previous page...

Atom-1	Atom-2	Interatomic distance (Å)	Clash overlap (Å)
1:3:38:LEU:HD12	1:3:38:LEU:C	2.41	0.46
1:5:38:LEU:HD12	1:5:38:LEU:C	2.41	0.46
1:I:33:LEU:HD11	1:I:132:LEU:CD2	2.46	0.46
1:A:81:ARG:NH1	1:g:199:TRP:O	2.48	0.46
1:J:33:LEU:HD11	1:J:132:LEU:CD2	2.46	0.46
1:L:38:LEU:HD12	1:L:38:LEU:C	2.41	0.46
1:N:33:LEU:HD11	1:N:132:LEU:CD2	2.46	0.46
1:O:33:LEU:HD11	1:O:132:LEU:CD2	2.46	0.46
1:O:101:THR:O	1:O:105:GLY:N	2.49	0.46
1:U:33:LEU:HD11	1:U:132:LEU:CD2	2.46	0.46
1:W:125:LEU:O	1:W:129:TYR:N	2.44	0.46
1:i:38:LEU:HD12	1:i:38:LEU:C	2.41	0.46
1:m:101:THR:O	1:m:105:GLY:N	2.49	0.46
1:n:101:THR:O	1:n:105:GLY:N	2.49	0.46
1:v:101:THR:O	1:v:105:GLY:N	2.49	0.46
1:0:33:LEU:HD11	1:0:132:LEU:CD2	2.46	0.46
1:6:38:LEU:HD12	1:6:38:LEU:C	2.41	0.46
1:6:101:THR:O	1:6:105:GLY:N	2.49	0.46
1:A:101:THR:O	1:A:105:GLY:N	2.49	0.45
1:B:38:LEU:HD12	1:B:38:LEU:C	2.41	0.45
1:T:199:TRP:O	1:v:81:ARG:NH1	2.48	0.45
1:V:81:ARG:NH1	1:1:199:TRP:O	2.48	0.45
1:W:38:LEU:HD12	1:W:38:LEU:C	2.41	0.45
1:a:33:LEU:HD11	1:a:132:LEU:CD2	2.46	0.45
1:h:33:LEU:HD11	1:h:132:LEU:CD2	2.46	0.45
1:o:101:THR:O	1:o:105:GLY:N	2.49	0.45
1:r:33:LEU:HD11	1:r:132:LEU:CD2	2.46	0.45
1:t:38:LEU:HD12	1:t:38:LEU:C	2.41	0.45
1:u:101:THR:O	1:u:105:GLY:N	2.49	0.45
1:B:33:LEU:HD11	1:B:132:LEU:CD2	2.46	0.45
1:B:101:THR:O	1:B:105:GLY:N	2.49	0.45
1:D:38:LEU:HD12	1:D:38:LEU:C	2.41	0.45
1:H:199:TRP:O	1:j:81:ARG:NH1	2.48	0.45
1:J:38:LEU:HD12	1:J:38:LEU:C	2.41	0.45
1:N:61:ARG:NH2	1:N:62:ASP:OD1	2.36	0.45
1:O:199:TRP:O	1:q:81:ARG:NH1	2.48	0.45
1:Q:33:LEU:HD11	1:Q:132:LEU:CD2	2.46	0.45
1:Q:38:LEU:HD12	1:Q:38:LEU:C	2.41	0.45
1:T:38:LEU:HD12	1:T:38:LEU:C	2.41	0.45
1:V:125:LEU:O	1:V:129:TYR:N	2.44	0.45
1:X:125:LEU:O	1:X:129:TYR:N	2.44	0.45

Continued on next page...

Continued from previous page...

Atom-1	Atom-2	Interatomic distance (Å)	Clash overlap (Å)
1:Y:101:THR:O	1:Y:105:GLY:N	2.49	0.45
1:Z:101:THR:O	1:Z:105:GLY:N	2.49	0.45
1:a:101:THR:O	1:a:105:GLY:N	2.49	0.45
1:l:33:LEU:HD11	1:l:132:LEU:CD2	2.46	0.45
1:o:33:LEU:HD11	1:o:132:LEU:CD2	2.46	0.45
1:p:61:ARG:NH2	1:p:62:ASP:OD1	2.36	0.45
1:q:38:LEU:HD12	1:q:38:LEU:C	2.41	0.45
1:6:61:ARG:NH2	1:6:62:ASP:OD1	2.36	0.45
1:D:101:THR:O	1:D:105:GLY:N	2.49	0.45
1:E:33:LEU:HD11	1:E:132:LEU:CD2	2.46	0.45
1:L:101:THR:O	1:L:105:GLY:N	2.49	0.45
1:P:101:THR:O	1:P:105:GLY:N	2.49	0.45
1:U:38:LEU:HD12	1:U:38:LEU:C	2.41	0.45
1:X:38:LEU:HD12	1:X:38:LEU:C	2.41	0.45
1:v:38:LEU:HD12	1:v:38:LEU:C	2.41	0.45
1:w:101:THR:O	1:w:105:GLY:N	2.49	0.45
1:x:101:THR:O	1:x:105:GLY:N	2.49	0.45
1:B:81:ARG:NH1	1:h:199:TRP:O	2.48	0.45
1:F:38:LEU:HD12	1:F:38:LEU:C	2.41	0.45
1:N:38:LEU:HD12	1:N:38:LEU:C	2.41	0.45
1:O:38:LEU:HD12	1:O:38:LEU:C	2.41	0.45
1:P:81:ARG:NH1	1:v:199:TRP:O	2.48	0.45
1:S:101:THR:O	1:S:105:GLY:N	2.49	0.45
1:Y:125:LEU:O	1:Y:129:TYR:N	2.44	0.45
1:a:38:LEU:HD12	1:a:38:LEU:C	2.41	0.45
1:b:38:LEU:HD12	1:b:38:LEU:C	2.41	0.45
1:f:38:LEU:HD12	1:f:38:LEU:C	2.41	0.45
1:g:38:LEU:HD12	1:g:38:LEU:C	2.41	0.45
1:g:101:THR:O	1:g:105:GLY:N	2.49	0.45
1:m:125:LEU:O	1:m:129:TYR:N	2.44	0.45
1:s:33:LEU:HD11	1:s:132:LEU:CD2	2.46	0.45
1:1:38:LEU:HD12	1:1:38:LEU:C	2.41	0.45
1:5:101:THR:O	1:5:105:GLY:N	2.49	0.45
1:7:38:LEU:HD12	1:7:38:LEU:C	2.41	0.45
1:I:125:LEU:O	1:I:129:TYR:N	2.44	0.45
1:I:199:TRP:O	1:k:81:ARG:NH1	2.48	0.45
1:C:101:THR:O	1:C:105:GLY:N	2.49	0.45
1:D:125:LEU:O	1:D:129:TYR:N	2.44	0.45
1:X:33:LEU:HD11	1:X:132:LEU:CD2	2.46	0.45
1:d:101:THR:O	1:d:105:GLY:N	2.49	0.45
1:h:38:LEU:HD12	1:h:38:LEU:C	2.41	0.45

Continued on next page...

Continued from previous page...

Atom-1	Atom-2	Interatomic distance (Å)	Clash overlap (Å)
1:r:101:THR:O	1:r:105:GLY:N	2.49	0.45
1:t:101:THR:O	1:t:105:GLY:N	2.49	0.45
1:x:125:LEU:O	1:x:129:TYR:N	2.44	0.45
1:z:125:LEU:O	1:z:129:TYR:N	2.44	0.45
1:3:33:LEU:HD11	1:3:132:LEU:CD2	2.46	0.45
1:E:184:LEU:HD21	1:f:44:ARG:HH11	1.82	0.45
1:G:38:LEU:HD12	1:G:38:LEU:C	2.41	0.45
1:U:101:THR:O	1:U:105:GLY:N	2.49	0.45
1:U:199:TRP:O	1:w:81:ARG:NH1	2.48	0.45
1:V:101:THR:O	1:V:105:GLY:N	2.49	0.45
1:a:184:LEU:HD21	1:1:44:ARG:HH11	1.82	0.45
1:c:199:TRP:O	1:4:81:ARG:NH1	2.48	0.45
1:l:101:THR:O	1:l:105:GLY:N	2.49	0.45
1:n:38:LEU:HD12	1:n:38:LEU:C	2.41	0.45
1:s:101:THR:O	1:s:105:GLY:N	2.49	0.45
1:0:38:LEU:HD12	1:0:38:LEU:C	2.41	0.45
1:0:101:THR:O	1:0:105:GLY:N	2.49	0.45
1:4:38:LEU:HD12	1:4:38:LEU:C	2.41	0.45
1:7:101:THR:O	1:7:105:GLY:N	2.49	0.45
1:E:101:THR:O	1:E:105:GLY:N	2.49	0.45
1:F:101:THR:O	1:F:105:GLY:N	2.49	0.45
1:F:125:LEU:O	1:F:129:TYR:N	2.44	0.45
1:G:101:THR:O	1:G:105:GLY:N	2.49	0.45
1:H:44:ARG:HH11	1:o:184:LEU:HD21	1.82	0.45
1:J:101:THR:O	1:J:105:GLY:N	2.49	0.45
1:T:33:LEU:HD11	1:T:132:LEU:CD2	2.46	0.45
1:X:101:THR:O	1:X:105:GLY:N	2.49	0.45
1:b:101:THR:O	1:b:105:GLY:N	2.49	0.45
1:p:101:THR:O	1:p:105:GLY:N	2.49	0.45
1:y:38:LEU:HD12	1:y:38:LEU:C	2.41	0.45
1:I:38:LEU:HD12	1:I:38:LEU:C	2.41	0.45
1:C:125:LEU:O	1:C:129:TYR:N	2.44	0.45
1:W:81:ARG:NH1	1:2:199:TRP:O	2.48	0.45
1:W:101:THR:O	1:W:105:GLY:N	2.49	0.45
1:a:61:ARG:NH2	1:a:62:ASP:OD1	2.36	0.45
1:b:199:TRP:O	1:3:81:ARG:NH1	2.48	0.45
1:d:38:LEU:HD12	1:d:38:LEU:C	2.41	0.45
1:i:125:LEU:O	1:i:129:TYR:N	2.44	0.45
1:j:38:LEU:HD12	1:j:38:LEU:C	2.41	0.45
1:r:38:LEU:HD12	1:r:38:LEU:C	2.41	0.45
1:1:101:THR:O	1:1:105:GLY:N	2.49	0.45

Continued on next page...

Continued from previous page...

Atom-1	Atom-2	Interatomic distance (Å)	Clash overlap (Å)
1:2:125:LEU:O	1:2:129:TYR:N	2.44	0.45
1:3:101:THR:O	1:3:105:GLY:N	2.49	0.45
1:B:199:TRP:O	1:d:81:ARG:NH1	2.48	0.45
1:H:101:THR:O	1:H:105:GLY:N	2.49	0.45
1:H:184:LEU:HD21	1:i:44:ARG:HH11	1.82	0.45
1:N:125:LEU:O	1:N:129:TYR:N	2.44	0.45
1:P:38:LEU:HD12	1:P:38:LEU:C	2.41	0.45
1:Q:44:ARG:HH11	1:x:184:LEU:HD21	1.82	0.45
1:Q:184:LEU:HD21	1:r:44:ARG:HH11	1.82	0.45
1:R:38:LEU:HD12	1:R:38:LEU:C	2.41	0.45
1:R:44:ARG:HH11	1:y:184:LEU:HD21	1.82	0.45
1:R:101:THR:O	1:R:105:GLY:N	2.49	0.45
1:U:44:ARG:HH11	1:1:184:LEU:HD21	1.82	0.45
1:Y:61:ARG:NH2	1:Y:62:ASP:OD1	2.36	0.45
1:Z:184:LEU:HD21	1:0:44:ARG:HH11	1.82	0.45
1:i:101:THR:O	1:i:105:GLY:N	2.49	0.45
1:j:101:THR:O	1:j:105:GLY:N	2.49	0.45
1:k:101:THR:O	1:k:105:GLY:N	2.49	0.45
1:l:38:LEU:HD12	1:l:38:LEU:C	2.41	0.45
1:p:38:LEU:HD12	1:p:38:LEU:C	2.41	0.45
1:q:125:LEU:O	1:q:129:TYR:N	2.44	0.45
1:y:101:THR:O	1:y:105:GLY:N	2.49	0.45
1:F:61:ARG:NH2	1:F:62:ASP:OD1	2.36	0.45
1:G:184:LEU:HD21	1:h:44:ARG:HH11	1.82	0.45
1:K:81:ARG:NH1	1:q:199:TRP:O	2.48	0.45
1:N:184:LEU:HD21	1:o:44:ARG:HH11	1.82	0.45
1:O:125:LEU:O	1:O:129:TYR:N	2.44	0.45
1:R:184:LEU:HD21	1:s:44:ARG:HH11	1.82	0.45
1:f:101:THR:O	1:f:105:GLY:N	2.49	0.45
1:h:101:THR:O	1:h:105:GLY:N	2.49	0.45
1:x:61:ARG:NH2	1:x:62:ASP:OD1	2.36	0.45
1:z:101:THR:O	1:z:105:GLY:N	2.49	0.45
1:4:101:THR:O	1:4:105:GLY:N	2.49	0.45
1:B:125:LEU:O	1:B:129:TYR:N	2.44	0.44
1:C:81:ARG:NH1	1:i:199:TRP:O	2.48	0.44
1:D:61:ARG:NH2	1:D:62:ASP:OD1	2.36	0.44
1:K:101:THR:O	1:K:105:GLY:N	2.49	0.44
1:T:44:ARG:HH11	1:0:184:LEU:HD21	1.82	0.44
1:T:101:THR:O	1:T:105:GLY:N	2.49	0.44
1:c:125:LEU:O	1:c:129:TYR:N	2.44	0.44
1:s:38:LEU:HD12	1:s:38:LEU:C	2.41	0.44

Continued on next page...

Continued from previous page...

Atom-1	Atom-2	Interatomic distance (Å)	Clash overlap (Å)
1:w:125:LEU:O	1:w:129:TYR:N	2.44	0.44
1:2:38:LEU:HD12	1:2:38:LEU:C	2.41	0.44
1:I:44:ARG:HH11	1:p:184:LEU:HD21	1.82	0.44
1:E:38:LEU:HD12	1:E:38:LEU:C	2.41	0.44
1:G:44:ARG:HH11	1:n:184:LEU:HD21	1.82	0.44
1:J:81:ARG:NH1	1:p:199:TRP:O	2.48	0.44
1:O:184:LEU:HD21	1:p:44:ARG:HH11	1.82	0.44
1:Q:81:ARG:NH1	1:w:199:TRP:O	2.48	0.44
1:Q:101:THR:O	1:Q:105:GLY:N	2.49	0.44
1:U:125:LEU:O	1:U:129:TYR:N	2.44	0.44
1:E:44:ARG:HH11	1:l:184:LEU:HD21	1.82	0.44
1:F:184:LEU:HD21	1:g:44:ARG:HH11	1.82	0.44
1:S:38:LEU:HD12	1:S:38:LEU:C	2.41	0.44
1:c:38:LEU:HD12	1:c:38:LEU:C	2.41	0.44
1:e:38:LEU:HD12	1:e:38:LEU:C	2.41	0.44
1:e:101:THR:O	1:e:105:GLY:N	2.49	0.44
1:g:184:LEU:HD21	1:7:44:ARG:HH11	1.82	0.44
1:o:38:LEU:HD12	1:o:38:LEU:C	2.41	0.44
1:x:38:LEU:HD12	1:x:38:LEU:C	2.41	0.44
1:2:101:THR:O	1:2:105:GLY:N	2.49	0.44
1:I:184:LEU:HD21	1:j:44:ARG:HH11	1.82	0.44
1:K:44:ARG:HH11	1:r:184:LEU:HD21	1.82	0.44
1:P:199:TRP:O	1:r:81:ARG:NH1	2.48	0.44
1:b:184:LEU:HD21	1:2:44:ARG:HH11	1.82	0.44
1:c:101:THR:O	1:c:105:GLY:N	2.49	0.44
1:c:184:LEU:HD21	1:3:44:ARG:HH11	1.82	0.44
1:I:101:THR:O	1:I:105:GLY:N	2.49	0.44
1:D:184:LEU:HD21	1:e:44:ARG:HH11	1.82	0.44
1:H:38:LEU:HD12	1:H:38:LEU:C	2.41	0.44
1:J:44:ARG:HH11	1:q:184:LEU:HD21	1.82	0.44
1:X:184:LEU:HD21	1:y:44:ARG:HH11	1.82	0.44
1:Z:38:LEU:HD12	1:Z:38:LEU:C	2.41	0.44
1:d:61:ARG:NH2	1:d:62:ASP:OD1	2.36	0.44
1:q:101:THR:O	1:q:105:GLY:N	2.49	0.44
1:z:38:LEU:HD12	1:z:38:LEU:C	2.41	0.44
1:E:61:ARG:NH2	1:E:62:ASP:OD1	2.36	0.44
1:V:199:TRP:O	1:x:81:ARG:NH1	2.48	0.44
1:Z:44:ARG:HH11	1:6:184:LEU:HD21	1.82	0.44
1:L:44:ARG:HH11	1:s:184:LEU:HD21	1.82	0.44
1:v:125:LEU:O	1:v:129:TYR:N	2.44	0.44
1:y:61:ARG:NH2	1:y:62:ASP:OD1	2.36	0.44

Continued on next page...

Continued from previous page...

Atom-1	Atom-2	Interatomic distance (Å)	Clash overlap (Å)
1:A:125:LEU:O	1:A:129:TYR:N	2.44	0.44
1:B:44:ARG:HH11	1:i:184:LEU:HD21	1.82	0.44
1:C:199:TRP:O	1:e:81:ARG:NH1	2.48	0.44
1:F:44:ARG:HH11	1:m:184:LEU:HD21	1.82	0.44
1:T:184:LEU:HD21	1:u:44:ARG:HH11	1.82	0.44
1:O:61:ARG:NH2	1:O:62:ASP:OD1	2.36	0.44
1:P:184:LEU:HD21	1:q:44:ARG:HH11	1.82	0.44
1:W:184:LEU:HD21	1:x:44:ARG:HH11	1.82	0.44
1:Y:184:LEU:HD21	1:z:44:ARG:HH11	1.82	0.44
1:C:44:ARG:HH11	1:j:184:LEU:HD21	1.82	0.43
1:D:81:ARG:NH1	1:j:199:TRP:O	2.48	0.43
1:O:44:ARG:HH11	1:v:184:LEU:HD21	1.82	0.43
1:U:184:LEU:HD21	1:v:44:ARG:HH11	1.82	0.43
1:Z:125:LEU:O	1:Z:129:TYR:N	2.44	0.43
1:o:61:ARG:NH2	1:o:62:ASP:OD1	2.36	0.43
1:C:184:LEU:HD21	1:d:44:ARG:HH11	1.82	0.43
1:K:184:LEU:HD21	1:l:44:ARG:HH11	1.82	0.43
1:N:44:ARG:HH11	1:u:184:LEU:HD21	1.82	0.43
1:R:81:ARG:NH1	1:x:199:TRP:O	2.48	0.43
1:X:44:ARG:HH11	1:4:184:LEU:HD21	1.82	0.43
1:n:125:LEU:O	1:n:129:TYR:N	2.44	0.43
1:Q:125:LEU:O	1:Q:129:TYR:N	2.44	0.43
1:e:125:LEU:O	1:e:129:TYR:N	2.44	0.43
1:A:44:ARG:HH11	1:h:184:LEU:HD21	1.82	0.43
1:M:44:ARG:HH11	1:t:184:LEU:HD21	1.82	0.43
1:W:44:ARG:HH11	1:3:184:LEU:HD21	1.82	0.43
1:m:61:ARG:NH2	1:m:62:ASP:OD1	2.36	0.43
1:J:184:LEU:HD21	1:k:44:ARG:HH11	1.82	0.43
1:L:184:LEU:HD21	1:m:44:ARG:HH11	1.82	0.43
1:Q:61:ARG:NH2	1:Q:62:ASP:OD1	2.36	0.43
1:S:44:ARG:HH11	1:z:184:LEU:HD21	1.82	0.43
1:u:125:LEU:O	1:u:129:TYR:N	2.44	0.43
1:W:199:TRP:O	1:y:81:ARG:NH1	2.48	0.43
1:V:44:ARG:HH11	1:2:184:LEU:HD21	1.82	0.43
1:D:199:TRP:O	1:f:81:ARG:NH1	2.48	0.43
1:M:184:LEU:HD21	1:n:44:ARG:HH11	1.82	0.43
1:S:184:LEU:HD21	1:t:44:ARG:HH11	1.82	0.43
1:D:44:ARG:HH11	1:k:184:LEU:HD21	1.82	0.43
1:P:44:ARG:HH11	1:w:184:LEU:HD21	1.82	0.43
1:P:61:ARG:NH2	1:P:62:ASP:OD1	2.36	0.43
1:V:184:LEU:HD21	1:w:44:ARG:HH11	1.82	0.43

Continued on next page...

Continued from previous page...

Atom-1	Atom-2	Interatomic distance (Å)	Clash overlap (Å)
1:Y:44:ARG:HH11	1:5:184:LEU:HD21	1.82	0.43
1:n:61:ARG:NH2	1:n:62:ASP:OD1	2.36	0.42
1:h:125:LEU:O	1:h:129:TYR:N	2.44	0.42
1:T:125:LEU:O	1:T:129:TYR:N	2.44	0.42
1:e:172:GLU:O	1:e:175:ILE:HG22	2.20	0.42
1:p:172:GLU:O	1:p:175:ILE:HG22	2.20	0.42
1:H:125:LEU:O	1:H:129:TYR:N	2.44	0.42
1:P:172:GLU:O	1:P:175:ILE:HG22	2.20	0.42
1:a:172:GLU:O	1:a:175:ILE:HG22	2.20	0.42
1:7:125:LEU:O	1:7:129:TYR:N	2.44	0.42
1:x:172:GLU:O	1:x:175:ILE:HG22	2.20	0.42
1:0:172:GLU:O	1:0:175:ILE:HG22	2.20	0.42
1:1:125:LEU:O	1:1:129:TYR:N	2.44	0.42
1:E:172:GLU:O	1:E:175:ILE:HG22	2.20	0.42
1:H:172:GLU:O	1:H:175:ILE:HG22	2.20	0.42
1:K:172:GLU:O	1:K:175:ILE:HG22	2.20	0.42
1:c:172:GLU:O	1:c:175:ILE:HG22	2.20	0.42
1:i:172:GLU:O	1:i:175:ILE:HG22	2.20	0.42
1:m:172:GLU:O	1:m:175:ILE:HG22	2.20	0.42
1:n:172:GLU:O	1:n:175:ILE:HG22	2.20	0.42
1:U:122:LEU:HD23	1:U:122:LEU:C	2.45	0.42
1:U:184:LEU:HD22	1:v:44:ARG:HD2	2.02	0.42
1:X:172:GLU:O	1:X:175:ILE:HG22	2.20	0.42
1:m:122:LEU:HD23	1:m:122:LEU:C	2.45	0.42
1:3:172:GLU:O	1:3:175:ILE:HG22	2.20	0.42
1:4:122:LEU:HD23	1:4:122:LEU:C	2.45	0.42
1:I:122:LEU:HD23	1:I:122:LEU:C	2.45	0.42
1:B:44:ARG:HD2	1:i:184:LEU:HD22	2.02	0.42
1:C:172:GLU:O	1:C:175:ILE:HG22	2.20	0.42
1:F:172:GLU:O	1:F:175:ILE:HG22	2.20	0.42
1:F:184:LEU:HD22	1:g:44:ARG:HD2	2.02	0.42
1:J:184:LEU:HD22	1:k:44:ARG:HD2	2.02	0.42
1:K:184:LEU:HD22	1:l:44:ARG:HD2	2.02	0.42
1:L:122:LEU:HD23	1:L:122:LEU:C	2.45	0.42
1:L:172:GLU:O	1:L:175:ILE:HG22	2.20	0.42
1:M:44:ARG:HD2	1:t:184:LEU:HD22	2.02	0.42
1:R:44:ARG:HD2	1:y:184:LEU:HD22	2.02	0.42
1:S:122:LEU:HD23	1:S:122:LEU:C	2.45	0.42
1:T:122:LEU:HD23	1:T:122:LEU:C	2.45	0.42
1:Z:172:GLU:O	1:Z:175:ILE:HG22	2.20	0.42
1:c:122:LEU:HD23	1:c:122:LEU:C	2.45	0.42

Continued on next page...

Continued from previous page...

Atom-1	Atom-2	Interatomic distance (Å)	Clash overlap (Å)
1:f:172:GLU:O	1:f:175:ILE:HG22	2.20	0.42
1:j:122:LEU:HD23	1:j:122:LEU:C	2.45	0.42
1:l:122:LEU:HD23	1:l:122:LEU:C	2.45	0.42
1:u:172:GLU:O	1:u:175:ILE:HG22	2.20	0.42
1:v:122:LEU:HD23	1:v:122:LEU:C	2.45	0.42
1:w:122:LEU:HD23	1:w:122:LEU:C	2.45	0.42
1:z:172:GLU:O	1:z:175:ILE:HG22	2.20	0.42
1:C:44:ARG:HD2	1:j:184:LEU:HD22	2.02	0.42
1:J:122:LEU:HD23	1:J:122:LEU:C	2.45	0.42
1:O:184:LEU:HD22	1:p:44:ARG:HD2	2.02	0.42
1:R:172:GLU:O	1:R:175:ILE:HG22	2.20	0.42
1:S:172:GLU:O	1:S:175:ILE:HG22	2.20	0.42
1:T:184:LEU:HD22	1:u:44:ARG:HD2	2.02	0.42
1:V:44:ARG:HD2	1:2:184:LEU:HD22	2.02	0.42
1:X:44:ARG:HD2	1:4:184:LEU:HD22	2.02	0.42
1:b:122:LEU:HD23	1:b:122:LEU:C	2.45	0.42
1:5:122:LEU:HD23	1:5:122:LEU:C	2.45	0.42
1:6:122:LEU:HD23	1:6:122:LEU:C	2.45	0.42
1:7:122:LEU:HD23	1:7:122:LEU:C	2.45	0.42
1:K:122:LEU:HD23	1:K:122:LEU:C	2.45	0.41
1:N:28:LEU:HD23	1:N:28:LEU:C	2.46	0.41
1:N:172:GLU:O	1:N:175:ILE:HG22	2.20	0.41
1:O:28:LEU:HD23	1:O:28:LEU:C	2.45	0.41
1:R:122:LEU:HD23	1:R:122:LEU:C	2.45	0.41
1:T:172:GLU:O	1:T:175:ILE:HG22	2.20	0.41
1:V:184:LEU:HD22	1:w:44:ARG:HD2	2.02	0.41
1:d:122:LEU:HD23	1:d:122:LEU:C	2.45	0.41
1:i:122:LEU:HD23	1:i:122:LEU:C	2.45	0.41
1:j:172:GLU:O	1:j:175:ILE:HG22	2.20	0.41
1:n:122:LEU:HD23	1:n:122:LEU:C	2.45	0.41
1:s:28:LEU:HD23	1:s:28:LEU:C	2.45	0.41
1:I:184:LEU:HD22	1:j:44:ARG:HD2	2.02	0.41
1:A:44:ARG:HD2	1:h:184:LEU:HD22	2.02	0.41
1:A:122:LEU:HD23	1:A:122:LEU:C	2.45	0.41
1:C:122:LEU:HD23	1:C:122:LEU:C	2.45	0.41
1:D:28:LEU:HD23	1:D:28:LEU:C	2.46	0.41
1:F:44:ARG:HD2	1:m:184:LEU:HD22	2.02	0.41
1:H:122:LEU:HD23	1:H:122:LEU:C	2.45	0.41
1:K:44:ARG:HD2	1:r:184:LEU:HD22	2.02	0.41
1:L:44:ARG:HD2	1:s:184:LEU:HD22	2.02	0.41
1:L:184:LEU:HD22	1:m:44:ARG:HD2	2.02	0.41

Continued on next page...

Continued from previous page...

Atom-1	Atom-2	Interatomic distance (Å)	Clash overlap (Å)
1:M:122:LEU:HD23	1:M:122:LEU:C	2.45	0.41
1:M:172:GLU:O	1:M:175:ILE:HG22	2.20	0.41
1:S:44:ARG:HD2	1:z:184:LEU:HD22	2.02	0.41
1:V:122:LEU:HD23	1:V:122:LEU:C	2.45	0.41
1:W:44:ARG:HD2	1:3:184:LEU:HD22	2.02	0.41
1:X:28:LEU:HD23	1:X:28:LEU:C	2.46	0.41
1:Y:28:LEU:HD23	1:Y:28:LEU:C	2.46	0.41
1:Y:122:LEU:HD23	1:Y:122:LEU:C	2.45	0.41
1:Z:122:LEU:HD23	1:Z:122:LEU:C	2.45	0.41
1:a:122:LEU:HD23	1:a:122:LEU:C	2.45	0.41
1:a:184:LEU:HD22	1:1:44:ARG:HD2	2.02	0.41
1:e:122:LEU:HD23	1:e:122:LEU:C	2.45	0.41
1:g:122:LEU:HD23	1:g:122:LEU:C	2.45	0.41
1:k:122:LEU:HD23	1:k:122:LEU:C	2.45	0.41
1:o:122:LEU:HD23	1:o:122:LEU:C	2.45	0.41
1:r:28:LEU:HD23	1:r:28:LEU:C	2.46	0.41
1:t:125:LEU:O	1:t:129:TYR:N	2.44	0.41
1:v:172:GLU:O	1:v:175:ILE:HG22	2.20	0.41
1:x:122:LEU:HD23	1:x:122:LEU:C	2.45	0.41
1:y:172:GLU:O	1:y:175:ILE:HG22	2.20	0.41
1:4:172:GLU:O	1:4:175:ILE:HG22	2.20	0.41
1:I:44:ARG:HD2	1:p:184:LEU:HD22	2.02	0.41
1:D:44:ARG:HD2	1:k:184:LEU:HD22	2.02	0.41
1:E:28:LEU:HD23	1:E:28:LEU:C	2.46	0.41
1:G:172:GLU:O	1:G:175:ILE:HG22	2.20	0.41
1:N:44:ARG:HD2	1:u:184:LEU:HD22	2.02	0.41
1:O:122:LEU:HD23	1:O:122:LEU:C	2.45	0.41
1:P:122:LEU:HD23	1:P:122:LEU:C	2.45	0.41
1:P:184:LEU:HD22	1:q:44:ARG:HD2	2.02	0.41
1:W:172:GLU:O	1:W:175:ILE:HG22	2.20	0.41
1:Y:172:GLU:O	1:Y:175:ILE:HG22	2.20	0.41
1:f:122:LEU:HD23	1:f:122:LEU:C	2.45	0.41
1:k:28:LEU:HD23	1:k:28:LEU:C	2.45	0.41
1:q:28:LEU:HD23	1:q:28:LEU:C	2.46	0.41
1:s:122:LEU:HD23	1:s:122:LEU:C	2.45	0.41
1:u:122:LEU:HD23	1:u:122:LEU:C	2.45	0.41
1:2:172:GLU:O	1:2:175:ILE:HG22	2.20	0.41
1:7:172:GLU:O	1:7:175:ILE:HG22	2.20	0.41
1:B:172:GLU:O	1:B:175:ILE:HG22	2.20	0.41
1:G:122:LEU:HD23	1:G:122:LEU:C	2.45	0.41
1:Q:122:LEU:HD23	1:Q:122:LEU:C	2.45	0.41

Continued on next page...

Continued from previous page...

Atom-1	Atom-2	Interatomic distance (Å)	Clash overlap (Å)
1:Q:172:GLU:O	1:Q:175:ILE:HG22	2.20	0.41
1:Y:184:LEU:HD22	1:z:44:ARG:HD2	2.02	0.41
1:h:172:GLU:O	1:h:175:ILE:HG22	2.20	0.41
1:o:172:GLU:O	1:o:175:ILE:HG22	2.20	0.41
1:p:122:LEU:HD23	1:p:122:LEU:C	2.45	0.41
1:y:122:LEU:HD23	1:y:122:LEU:C	2.45	0.41
1:7:28:LEU:HD23	1:7:28:LEU:C	2.46	0.41
1:I:172:GLU:O	1:I:175:ILE:HG22	2.20	0.41
1:C:28:LEU:HD23	1:C:28:LEU:C	2.46	0.41
1:F:122:LEU:HD23	1:F:122:LEU:C	2.45	0.41
1:M:28:LEU:HD23	1:M:28:LEU:C	2.46	0.41
1:O:44:ARG:HD2	1:v:184:LEU:HD22	2.02	0.41
1:O:172:GLU:O	1:O:175:ILE:HG22	2.20	0.41
1:S:28:LEU:HD23	1:S:28:LEU:C	2.45	0.41
1:W:184:LEU:HD22	1:x:44:ARG:HD2	2.02	0.41
1:X:122:LEU:HD23	1:X:122:LEU:C	2.45	0.41
1:b:184:LEU:HD22	1:2:44:ARG:HD2	2.02	0.41
1:c:28:LEU:HD23	1:c:28:LEU:C	2.46	0.41
1:d:172:GLU:O	1:d:175:ILE:HG22	2.20	0.41
1:h:122:LEU:HD23	1:h:122:LEU:C	2.45	0.41
1:l:28:LEU:HD23	1:l:28:LEU:C	2.46	0.41
1:q:122:LEU:HD23	1:q:122:LEU:C	2.45	0.41
1:q:172:GLU:O	1:q:175:ILE:HG22	2.20	0.41
1:r:122:LEU:HD23	1:r:122:LEU:C	2.45	0.41
1:s:172:GLU:O	1:s:175:ILE:HG22	2.20	0.41
1:t:28:LEU:HD23	1:t:28:LEU:C	2.46	0.41
1:z:28:LEU:HD23	1:z:28:LEU:C	2.46	0.41
1:B:122:LEU:HD23	1:B:122:LEU:C	2.45	0.41
1:E:122:LEU:HD23	1:E:122:LEU:C	2.45	0.41
1:E:184:LEU:HD22	1:f:44:ARG:HD2	2.02	0.41
1:G:44:ARG:HD2	1:n:184:LEU:HD22	2.02	0.41
1:J:28:LEU:HD23	1:J:28:LEU:C	2.46	0.41
1:J:172:GLU:O	1:J:175:ILE:HG22	2.20	0.41
1:R:28:LEU:HD23	1:R:28:LEU:C	2.46	0.41
1:S:184:LEU:HD22	1:t:44:ARG:HD2	2.02	0.41
1:U:172:GLU:O	1:U:175:ILE:HG22	2.20	0.41
1:W:28:LEU:HD23	1:W:28:LEU:C	2.46	0.41
1:Z:28:LEU:HD23	1:Z:28:LEU:C	2.46	0.41
1:g:184:LEU:HD22	1:7:44:ARG:HD2	2.02	0.41
1:j:28:LEU:HD23	1:j:28:LEU:C	2.46	0.41
1:r:172:GLU:O	1:r:175:ILE:HG22	2.20	0.41

Continued on next page...

Continued from previous page...

Atom-1	Atom-2	Interatomic distance (Å)	Clash overlap (Å)
1:u:28:LEU:HD23	1:u:28:LEU:C	2.46	0.41
1:v:28:LEU:HD23	1:v:28:LEU:C	2.46	0.41
1:w:172:GLU:O	1:w:175:ILE:HG22	2.20	0.41
1:y:28:LEU:HD23	1:y:28:LEU:C	2.46	0.41
1:z:122:LEU:HD23	1:z:122:LEU:C	2.45	0.41
1:3:122:LEU:HD23	1:3:122:LEU:C	2.45	0.41
1:5:28:LEU:HD23	1:5:28:LEU:C	2.46	0.41
1:C:184:LEU:HD22	1:d:44:ARG:HD2	2.02	0.41
1:D:122:LEU:HD23	1:D:122:LEU:C	2.45	0.41
1:F:28:LEU:HD23	1:F:28:LEU:C	2.46	0.41
1:H:184:LEU:HD22	1:i:44:ARG:HD2	2.02	0.41
1:N:122:LEU:HD23	1:N:122:LEU:C	2.45	0.41
1:P:28:LEU:HD23	1:P:28:LEU:C	2.46	0.41
1:T:28:LEU:HD23	1:T:28:LEU:C	2.46	0.41
1:Y:44:ARG:HD2	1:5:184:LEU:HD22	2.02	0.41
1:c:184:LEU:HD22	1:3:44:ARG:HD2	2.02	0.41
1:o:28:LEU:HD23	1:o:28:LEU:C	2.46	0.41
1:t:172:GLU:O	1:t:175:ILE:HG22	2.20	0.41
1:0:122:LEU:HD23	1:0:122:LEU:C	2.45	0.41
1:1:122:LEU:HD23	1:1:122:LEU:C	2.45	0.41
1:4:28:LEU:HD23	1:4:28:LEU:C	2.46	0.41
1:I:28:LEU:HD23	1:I:28:LEU:C	2.46	0.41
1:D:172:GLU:O	1:D:175:ILE:HG22	2.20	0.41
1:X:184:LEU:HD22	1:y:44:ARG:HD2	2.02	0.41
1:e:28:LEU:HD23	1:e:28:LEU:C	2.46	0.41
1:g:28:LEU:HD23	1:g:28:LEU:C	2.45	0.41
1:g:172:GLU:O	1:g:175:ILE:HG22	2.20	0.41
1:p:28:LEU:HD23	1:p:28:LEU:C	2.46	0.41
1:t:122:LEU:HD23	1:t:122:LEU:C	2.45	0.41
1:5:172:GLU:O	1:5:175:ILE:HG22	2.20	0.41
1:G:184:LEU:HD22	1:h:44:ARG:HD2	2.02	0.41
1:H:44:ARG:HD2	1:o:184:LEU:HD22	2.02	0.41
1:M:184:LEU:HD22	1:n:44:ARG:HD2	2.02	0.41
1:P:44:ARG:HD2	1:w:184:LEU:HD22	2.02	0.41
1:R:184:LEU:HD22	1:s:44:ARG:HD2	2.02	0.41
1:V:172:GLU:O	1:V:175:ILE:HG22	2.20	0.41
1:Z:44:ARG:HD2	1:6:184:LEU:HD22	2.02	0.41
1:b:172:GLU:O	1:b:175:ILE:HG22	2.20	0.41
1:d:28:LEU:HD23	1:d:28:LEU:C	2.46	0.41
1:f:28:LEU:HD23	1:f:28:LEU:C	2.46	0.41
1:i:28:LEU:HD23	1:i:28:LEU:C	2.46	0.41

Continued on next page...

Continued from previous page...

Atom-1	Atom-2	Interatomic distance (Å)	Clash overlap (Å)
1:m:28:LEU:HD23	1:m:28:LEU:C	2.46	0.41
1:n:28:LEU:HD23	1:n:28:LEU:C	2.45	0.41
1:0:28:LEU:HD23	1:0:28:LEU:C	2.46	0.41
1:6:172:GLU:O	1:6:175:ILE:HG22	2.20	0.41
1:B:28:LEU:HD23	1:B:28:LEU:C	2.46	0.41
1:E:44:ARG:HD2	1:l:184:LEU:HD22	2.02	0.41
1:H:28:LEU:HD23	1:H:28:LEU:C	2.46	0.41
1:U:44:ARG:HD2	1:1:184:LEU:HD22	2.02	0.41
1:x:28:LEU:HD23	1:x:28:LEU:C	2.46	0.41
1:1:28:LEU:HD23	1:1:28:LEU:C	2.46	0.41
1:2:28:LEU:HD23	1:2:28:LEU:C	2.46	0.41
1:2:122:LEU:HD23	1:2:122:LEU:C	2.45	0.41
1:3:28:LEU:HD23	1:3:28:LEU:C	2.46	0.41
1:6:28:LEU:HD23	1:6:28:LEU:C	2.45	0.41
1:J:44:ARG:HD2	1:q:184:LEU:HD22	2.02	0.40
1:L:28:LEU:HD23	1:L:28:LEU:C	2.46	0.40
1:Q:44:ARG:HD2	1:x:184:LEU:HD22	2.02	0.40
1:U:28:LEU:HD23	1:U:28:LEU:C	2.46	0.40
1:W:122:LEU:HD23	1:W:122:LEU:C	2.45	0.40
1:h:28:LEU:HD23	1:h:28:LEU:C	2.46	0.40
1:k:172:GLU:O	1:k:175:ILE:HG22	2.20	0.40
1:l:172:GLU:O	1:l:175:ILE:HG22	2.20	0.40
1:w:28:LEU:HD23	1:w:28:LEU:C	2.46	0.40
1:A:172:GLU:O	1:A:175:ILE:HG22	2.20	0.40
1:D:184:LEU:HD22	1:e:44:ARG:HD2	2.02	0.40
1:G:28:LEU:HD23	1:G:28:LEU:C	2.45	0.40
1:N:184:LEU:HD22	1:o:44:ARG:HD2	2.02	0.40
1:T:44:ARG:HD2	1:0:184:LEU:HD22	2.02	0.40
1:V:28:LEU:HD23	1:V:28:LEU:C	2.46	0.40
1:a:28:LEU:HD23	1:a:28:LEU:C	2.46	0.40
1:1:172:GLU:O	1:1:175:ILE:HG22	2.20	0.40
1:Q:28:LEU:HD23	1:Q:28:LEU:C	2.46	0.40
1:Z:184:LEU:HD22	1:0:44:ARG:HD2	2.02	0.40
1:Q:184:LEU:HD22	1:r:44:ARG:HD2	2.02	0.40

There are no symmetry-related clashes.

5.3 Torsion angles ⓘ

5.3.1 Protein backbone ⓘ

In the following table, the Percentiles column shows the percent Ramachandran outliers of the chain as a percentile score with respect to all PDB entries followed by that with respect to all EM entries.

The Analysed column shows the number of residues for which the backbone conformation was analysed, and the total number of residues.

Mol	Chain	Analysed	Favoured	Allowed	Outliers	Percentiles	
1	0	194/246 (79%)	192 (99%)	2 (1%)	0	100	100
1	1	194/246 (79%)	192 (99%)	2 (1%)	0	100	100
1	2	194/246 (79%)	192 (99%)	2 (1%)	0	100	100
1	3	194/246 (79%)	192 (99%)	2 (1%)	0	100	100
1	4	194/246 (79%)	192 (99%)	2 (1%)	0	100	100
1	5	194/246 (79%)	192 (99%)	2 (1%)	0	100	100
1	6	194/246 (79%)	192 (99%)	2 (1%)	0	100	100
1	7	194/246 (79%)	192 (99%)	2 (1%)	0	100	100
1	A	194/246 (79%)	192 (99%)	2 (1%)	0	100	100
1	B	194/246 (79%)	192 (99%)	2 (1%)	0	100	100
1	C	194/246 (79%)	192 (99%)	2 (1%)	0	100	100
1	D	194/246 (79%)	192 (99%)	2 (1%)	0	100	100
1	E	194/246 (79%)	192 (99%)	2 (1%)	0	100	100
1	F	194/246 (79%)	192 (99%)	2 (1%)	0	100	100
1	G	194/246 (79%)	192 (99%)	2 (1%)	0	100	100
1	H	194/246 (79%)	192 (99%)	2 (1%)	0	100	100
1	I	194/246 (79%)	192 (99%)	2 (1%)	0	100	100
1	J	194/246 (79%)	192 (99%)	2 (1%)	0	100	100
1	K	194/246 (79%)	192 (99%)	2 (1%)	0	100	100
1	L	194/246 (79%)	192 (99%)	2 (1%)	0	100	100
1	M	194/246 (79%)	192 (99%)	2 (1%)	0	100	100
1	N	194/246 (79%)	192 (99%)	2 (1%)	0	100	100
1	O	194/246 (79%)	192 (99%)	2 (1%)	0	100	100
1	P	194/246 (79%)	192 (99%)	2 (1%)	0	100	100
1	Q	194/246 (79%)	192 (99%)	2 (1%)	0	100	100

Continued on next page...

Continued from previous page...

Mol	Chain	Analysed	Favoured	Allowed	Outliers	Percentiles	
1	R	194/246 (79%)	192 (99%)	2 (1%)	0	100	100
1	S	194/246 (79%)	192 (99%)	2 (1%)	0	100	100
1	T	194/246 (79%)	192 (99%)	2 (1%)	0	100	100
1	U	194/246 (79%)	192 (99%)	2 (1%)	0	100	100
1	V	194/246 (79%)	192 (99%)	2 (1%)	0	100	100
1	W	194/246 (79%)	192 (99%)	2 (1%)	0	100	100
1	X	194/246 (79%)	192 (99%)	2 (1%)	0	100	100
1	Y	194/246 (79%)	192 (99%)	2 (1%)	0	100	100
1	Z	194/246 (79%)	192 (99%)	2 (1%)	0	100	100
1	a	194/246 (79%)	192 (99%)	2 (1%)	0	100	100
1	b	194/246 (79%)	192 (99%)	2 (1%)	0	100	100
1	c	194/246 (79%)	192 (99%)	2 (1%)	0	100	100
1	d	194/246 (79%)	192 (99%)	2 (1%)	0	100	100
1	e	194/246 (79%)	192 (99%)	2 (1%)	0	100	100
1	f	194/246 (79%)	192 (99%)	2 (1%)	0	100	100
1	g	194/246 (79%)	192 (99%)	2 (1%)	0	100	100
1	h	194/246 (79%)	192 (99%)	2 (1%)	0	100	100
1	i	194/246 (79%)	192 (99%)	2 (1%)	0	100	100
1	j	194/246 (79%)	192 (99%)	2 (1%)	0	100	100
1	k	194/246 (79%)	192 (99%)	2 (1%)	0	100	100
1	l	194/246 (79%)	192 (99%)	2 (1%)	0	100	100
1	m	194/246 (79%)	192 (99%)	2 (1%)	0	100	100
1	n	194/246 (79%)	192 (99%)	2 (1%)	0	100	100
1	o	194/246 (79%)	192 (99%)	2 (1%)	0	100	100
1	p	194/246 (79%)	192 (99%)	2 (1%)	0	100	100
1	q	194/246 (79%)	192 (99%)	2 (1%)	0	100	100
1	r	194/246 (79%)	192 (99%)	2 (1%)	0	100	100
1	s	194/246 (79%)	192 (99%)	2 (1%)	0	100	100
1	t	194/246 (79%)	192 (99%)	2 (1%)	0	100	100
1	u	194/246 (79%)	192 (99%)	2 (1%)	0	100	100
1	v	194/246 (79%)	192 (99%)	2 (1%)	0	100	100

Continued on next page...

Continued from previous page...

Mol	Chain	Analysed	Favoured	Allowed	Outliers	Percentiles	
1	w	194/246 (79%)	192 (99%)	2 (1%)	0	100	100
1	x	194/246 (79%)	192 (99%)	2 (1%)	0	100	100
1	y	194/246 (79%)	192 (99%)	2 (1%)	0	100	100
1	z	194/246 (79%)	192 (99%)	2 (1%)	0	100	100
All	All	11640/14760 (79%)	11520 (99%)	120 (1%)	0	100	100

There are no Ramachandran outliers to report.

5.3.2 Protein sidechains ⓘ

In the following table, the Percentiles column shows the percent sidechain outliers of the chain as a percentile score with respect to all PDB entries followed by that with respect to all EM entries.

The Analysed column shows the number of residues for which the sidechain conformation was analysed, and the total number of residues.

Mol	Chain	Analysed	Rotameric	Outliers	Percentiles	
1	0	163/208 (78%)	163 (100%)	0	100	100
1	1	163/208 (78%)	163 (100%)	0	100	100
1	2	163/208 (78%)	163 (100%)	0	100	100
1	3	163/208 (78%)	163 (100%)	0	100	100
1	4	163/208 (78%)	163 (100%)	0	100	100
1	5	163/208 (78%)	163 (100%)	0	100	100
1	6	163/208 (78%)	163 (100%)	0	100	100
1	7	163/208 (78%)	163 (100%)	0	100	100
1	A	163/208 (78%)	163 (100%)	0	100	100
1	B	163/208 (78%)	163 (100%)	0	100	100
1	C	163/208 (78%)	163 (100%)	0	100	100
1	D	163/208 (78%)	163 (100%)	0	100	100
1	E	163/208 (78%)	163 (100%)	0	100	100
1	F	163/208 (78%)	163 (100%)	0	100	100
1	G	163/208 (78%)	163 (100%)	0	100	100
1	H	163/208 (78%)	163 (100%)	0	100	100
1	I	163/208 (78%)	163 (100%)	0	100	100

Continued on next page...

Continued from previous page...

Mol	Chain	Analysed	Rotameric	Outliers	Percentiles	
1	J	163/208 (78%)	163 (100%)	0	100	100
1	K	163/208 (78%)	163 (100%)	0	100	100
1	L	163/208 (78%)	163 (100%)	0	100	100
1	M	163/208 (78%)	163 (100%)	0	100	100
1	N	163/208 (78%)	163 (100%)	0	100	100
1	O	163/208 (78%)	163 (100%)	0	100	100
1	P	163/208 (78%)	163 (100%)	0	100	100
1	Q	163/208 (78%)	163 (100%)	0	100	100
1	R	163/208 (78%)	163 (100%)	0	100	100
1	S	163/208 (78%)	163 (100%)	0	100	100
1	T	163/208 (78%)	163 (100%)	0	100	100
1	U	163/208 (78%)	163 (100%)	0	100	100
1	V	163/208 (78%)	163 (100%)	0	100	100
1	W	163/208 (78%)	163 (100%)	0	100	100
1	X	163/208 (78%)	163 (100%)	0	100	100
1	Y	163/208 (78%)	163 (100%)	0	100	100
1	Z	163/208 (78%)	163 (100%)	0	100	100
1	a	163/208 (78%)	163 (100%)	0	100	100
1	b	163/208 (78%)	163 (100%)	0	100	100
1	c	163/208 (78%)	163 (100%)	0	100	100
1	d	163/208 (78%)	163 (100%)	0	100	100
1	e	163/208 (78%)	163 (100%)	0	100	100
1	f	163/208 (78%)	163 (100%)	0	100	100
1	g	163/208 (78%)	163 (100%)	0	100	100
1	h	163/208 (78%)	163 (100%)	0	100	100
1	i	163/208 (78%)	163 (100%)	0	100	100
1	j	163/208 (78%)	163 (100%)	0	100	100
1	k	163/208 (78%)	163 (100%)	0	100	100
1	l	163/208 (78%)	163 (100%)	0	100	100
1	m	163/208 (78%)	163 (100%)	0	100	100
1	n	163/208 (78%)	163 (100%)	0	100	100

Continued on next page...

Continued from previous page...

Mol	Chain	Analysed	Rotameric	Outliers	Percentiles	
1	o	163/208 (78%)	163 (100%)	0	100	100
1	p	163/208 (78%)	163 (100%)	0	100	100
1	q	163/208 (78%)	163 (100%)	0	100	100
1	r	163/208 (78%)	163 (100%)	0	100	100
1	s	163/208 (78%)	163 (100%)	0	100	100
1	t	163/208 (78%)	163 (100%)	0	100	100
1	u	163/208 (78%)	163 (100%)	0	100	100
1	v	163/208 (78%)	163 (100%)	0	100	100
1	w	163/208 (78%)	163 (100%)	0	100	100
1	x	163/208 (78%)	163 (100%)	0	100	100
1	y	163/208 (78%)	163 (100%)	0	100	100
1	z	163/208 (78%)	163 (100%)	0	100	100
All	All	9780/12480 (78%)	9780 (100%)	0	100	100

There are no protein residues with a non-rotameric sidechain to report.

Sometimes sidechains can be flipped to improve hydrogen bonding and reduce clashes. All (254) such sidechains are listed below:

Mol	Chain	Res	Type
1	I	64	GLN
1	I	111	GLN
1	I	135	GLN
1	I	202	GLN
1	A	64	GLN
1	A	111	GLN
1	A	135	GLN
1	A	202	GLN
1	B	64	GLN
1	B	111	GLN
1	B	135	GLN
1	B	202	GLN
1	C	64	GLN
1	C	111	GLN
1	C	135	GLN
1	C	202	GLN
1	D	64	GLN
1	D	111	GLN
1	D	135	GLN

Continued on next page...

Continued from previous page...

Mol	Chain	Res	Type
1	D	202	GLN
1	E	64	GLN
1	E	111	GLN
1	E	123	GLN
1	E	135	GLN
1	E	202	GLN
1	F	64	GLN
1	F	111	GLN
1	F	135	GLN
1	F	202	GLN
1	G	64	GLN
1	G	111	GLN
1	G	135	GLN
1	G	202	GLN
1	H	64	GLN
1	H	95	GLN
1	H	111	GLN
1	H	123	GLN
1	H	135	GLN
1	H	202	GLN
1	J	64	GLN
1	J	111	GLN
1	J	135	GLN
1	J	202	GLN
1	K	64	GLN
1	K	111	GLN
1	K	135	GLN
1	K	202	GLN
1	L	64	GLN
1	L	111	GLN
1	L	135	GLN
1	L	202	GLN
1	M	64	GLN
1	M	111	GLN
1	M	123	GLN
1	M	135	GLN
1	M	202	GLN
1	N	64	GLN
1	N	111	GLN
1	N	123	GLN
1	N	135	GLN
1	N	202	GLN

Continued on next page...

Continued from previous page...

Mol	Chain	Res	Type
1	O	64	GLN
1	O	111	GLN
1	O	135	GLN
1	O	202	GLN
1	P	64	GLN
1	P	111	GLN
1	P	135	GLN
1	P	202	GLN
1	Q	64	GLN
1	Q	111	GLN
1	Q	135	GLN
1	Q	202	GLN
1	R	64	GLN
1	R	111	GLN
1	R	135	GLN
1	R	202	GLN
1	S	64	GLN
1	S	95	GLN
1	S	111	GLN
1	S	135	GLN
1	S	202	GLN
1	T	64	GLN
1	T	111	GLN
1	T	135	GLN
1	T	202	GLN
1	U	64	GLN
1	U	111	GLN
1	U	135	GLN
1	U	202	GLN
1	V	64	GLN
1	V	111	GLN
1	V	135	GLN
1	V	202	GLN
1	W	64	GLN
1	W	111	GLN
1	W	135	GLN
1	W	202	GLN
1	X	64	GLN
1	X	111	GLN
1	X	135	GLN
1	X	202	GLN
1	Y	64	GLN

Continued on next page...

Continued from previous page...

Mol	Chain	Res	Type
1	Y	111	GLN
1	Y	135	GLN
1	Y	202	GLN
1	Z	64	GLN
1	Z	111	GLN
1	Z	123	GLN
1	Z	135	GLN
1	Z	202	GLN
1	a	49	GLN
1	a	64	GLN
1	a	111	GLN
1	a	135	GLN
1	a	202	GLN
1	b	49	GLN
1	b	64	GLN
1	b	111	GLN
1	b	135	GLN
1	b	202	GLN
1	c	49	GLN
1	c	64	GLN
1	c	111	GLN
1	c	135	GLN
1	c	202	GLN
1	d	64	GLN
1	d	100	HIS
1	d	135	GLN
1	d	202	GLN
1	e	64	GLN
1	e	111	GLN
1	e	135	GLN
1	e	202	GLN
1	f	64	GLN
1	f	111	GLN
1	f	135	GLN
1	f	202	GLN
1	g	64	GLN
1	g	95	GLN
1	g	111	GLN
1	g	135	GLN
1	g	202	GLN
1	h	64	GLN
1	h	111	GLN

Continued on next page...

Continued from previous page...

Mol	Chain	Res	Type
1	h	135	GLN
1	h	202	GLN
1	i	64	GLN
1	i	111	GLN
1	i	135	GLN
1	i	202	GLN
1	j	64	GLN
1	j	111	GLN
1	j	135	GLN
1	j	202	GLN
1	k	64	GLN
1	k	111	GLN
1	k	135	GLN
1	k	202	GLN
1	l	64	GLN
1	l	111	GLN
1	l	135	GLN
1	l	202	GLN
1	m	64	GLN
1	m	111	GLN
1	m	135	GLN
1	m	202	GLN
1	n	64	GLN
1	n	111	GLN
1	n	135	GLN
1	n	202	GLN
1	o	64	GLN
1	o	111	GLN
1	o	135	GLN
1	o	202	GLN
1	p	64	GLN
1	p	111	GLN
1	p	135	GLN
1	p	202	GLN
1	q	64	GLN
1	q	111	GLN
1	q	135	GLN
1	q	202	GLN
1	r	64	GLN
1	r	111	GLN
1	r	135	GLN
1	r	202	GLN

Continued on next page...

Continued from previous page...

Mol	Chain	Res	Type
1	s	64	GLN
1	s	111	GLN
1	s	135	GLN
1	s	202	GLN
1	t	64	GLN
1	t	111	GLN
1	t	135	GLN
1	t	202	GLN
1	u	64	GLN
1	u	111	GLN
1	u	135	GLN
1	u	202	GLN
1	v	64	GLN
1	v	111	GLN
1	v	135	GLN
1	v	202	GLN
1	w	64	GLN
1	w	111	GLN
1	w	135	GLN
1	w	202	GLN
1	x	64	GLN
1	x	111	GLN
1	x	135	GLN
1	x	202	GLN
1	y	64	GLN
1	y	111	GLN
1	y	135	GLN
1	y	202	GLN
1	z	64	GLN
1	z	111	GLN
1	z	135	GLN
1	z	202	GLN
1	0	64	GLN
1	0	111	GLN
1	0	135	GLN
1	0	202	GLN
1	1	64	GLN
1	1	111	GLN
1	1	135	GLN
1	1	202	GLN
1	2	64	GLN
1	2	111	GLN

Continued on next page...

Continued from previous page...

Mol	Chain	Res	Type
1	2	135	GLN
1	2	202	GLN
1	3	64	GLN
1	3	111	GLN
1	3	135	GLN
1	3	202	GLN
1	4	49	GLN
1	4	64	GLN
1	4	111	GLN
1	4	135	GLN
1	4	202	GLN
1	5	49	GLN
1	5	64	GLN
1	5	111	GLN
1	5	135	GLN
1	5	202	GLN
1	6	49	GLN
1	6	64	GLN
1	6	111	GLN
1	6	135	GLN
1	6	202	GLN
1	7	64	GLN
1	7	100	HIS
1	7	135	GLN
1	7	202	GLN

5.3.3 RNA ⓘ

There are no RNA molecules in this entry.

5.4 Non-standard residues in protein, DNA, RNA chains ⓘ

There are no non-standard protein/DNA/RNA residues in this entry.

5.5 Carbohydrates ⓘ

There are no oligosaccharides in this entry.

5.6 Ligand geometry [i](#)

There are no ligands in this entry.

5.7 Other polymers [i](#)

There are no such residues in this entry.

5.8 Polymer linkage issues [i](#)

There are no chain breaks in this entry.

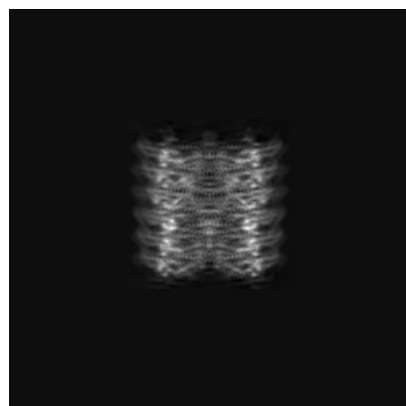
6 Map visualisation [i](#)

This section contains visualisations of the EMDB entry EMD-52532. These allow visual inspection of the internal detail of the map and identification of artifacts.

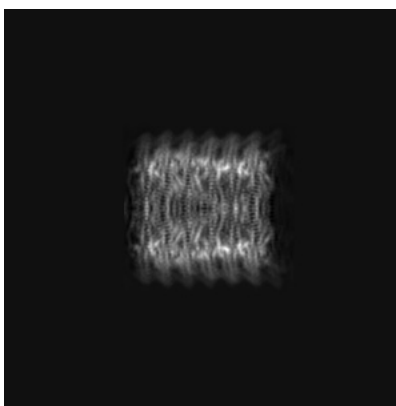
Images derived from a raw map, generated by summing the deposited half-maps, are presented below the corresponding image components of the primary map to allow further visual inspection and comparison with those of the primary map.

6.1 Orthogonal projections [i](#)


6.1.1 Primary map



X

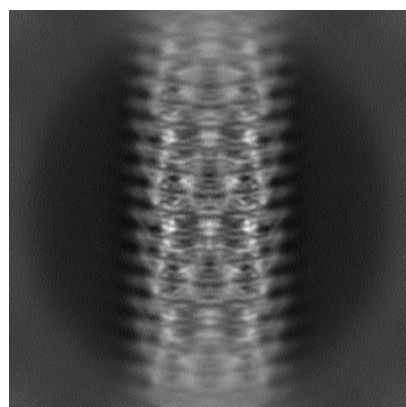


Y




Z

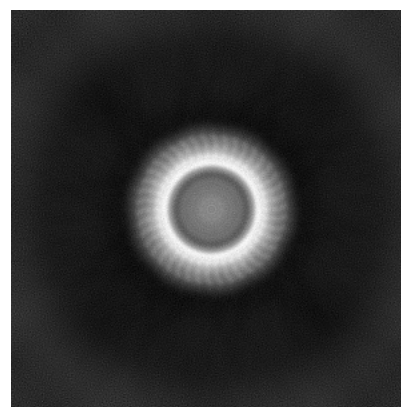
6.1.2 Raw map



X



Y



Z


The images above show the map projected in three orthogonal directions.

6.2 Central slices [i](#)


6.2.1 Primary map



X Index: 200

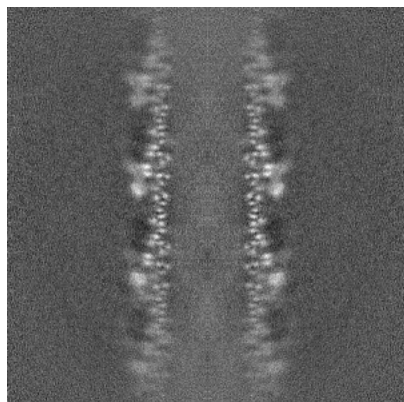


Y Index: 200

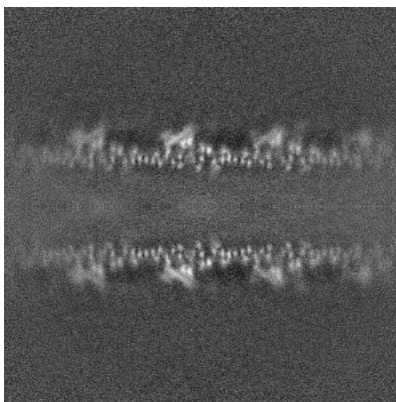


Z Index: 200

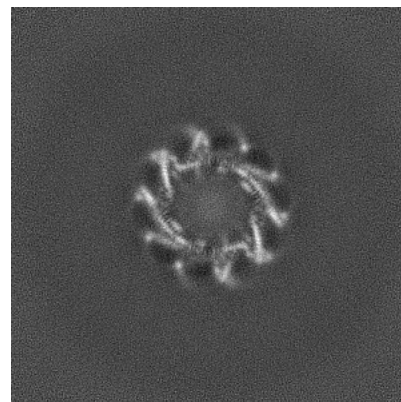
6.2.2 Raw map



X Index: 200



Y Index: 200




Z Index: 200


The images above show central slices of the map in three orthogonal directions.

6.3 Largest variance slices [i](#)


6.3.1 Primary map



X Index: 156

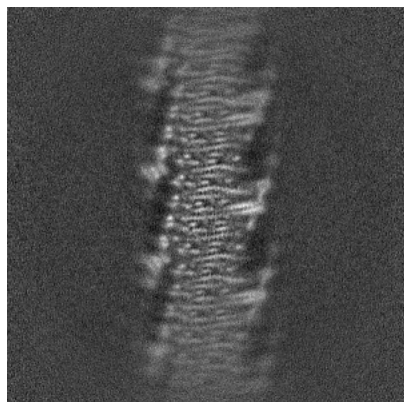


Y Index: 244




Z Index: 210

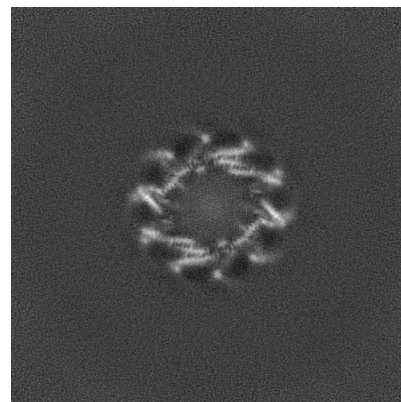
6.3.2 Raw map



X Index: 154



Y Index: 155

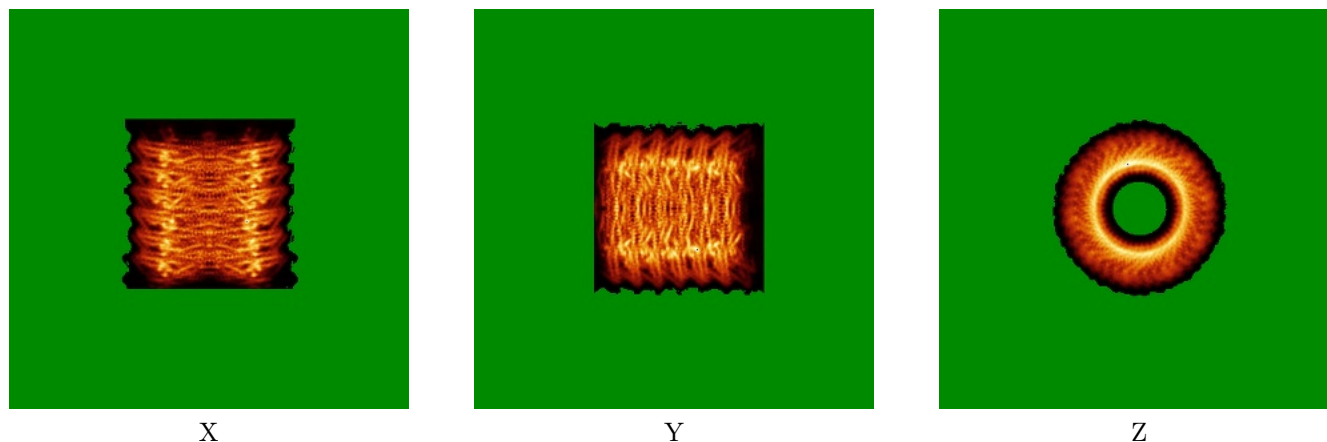


Z Index: 206

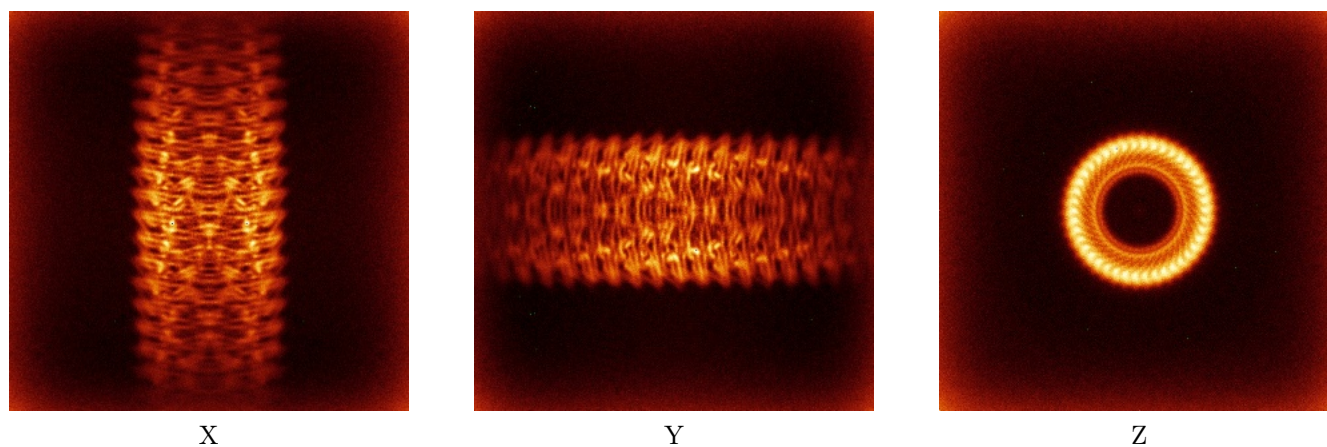
The images above show the largest variance slices of the map in three orthogonal directions.

6.4 Orthogonal standard-deviation projections (False-color) [i](#)

6.4.1 Primary map




6.4.2 Raw map



The images above show the map standard deviation projections with false color in three orthogonal directions. Minimum values are shown in green, max in blue, and dark to light orange shades represent small to large values respectively.


6.5 Orthogonal surface views [i](#)

6.5.1 Primary map



The images above show the 3D surface view of the map at the recommended contour level 0.1. These images, in conjunction with the slice images, may facilitate assessment of whether an appropriate contour level has been provided.

6.5.2 Raw map



These images show the 3D surface of the raw map. The raw map's contour level was selected so that its surface encloses the same volume as the primary map does at its recommended contour level.

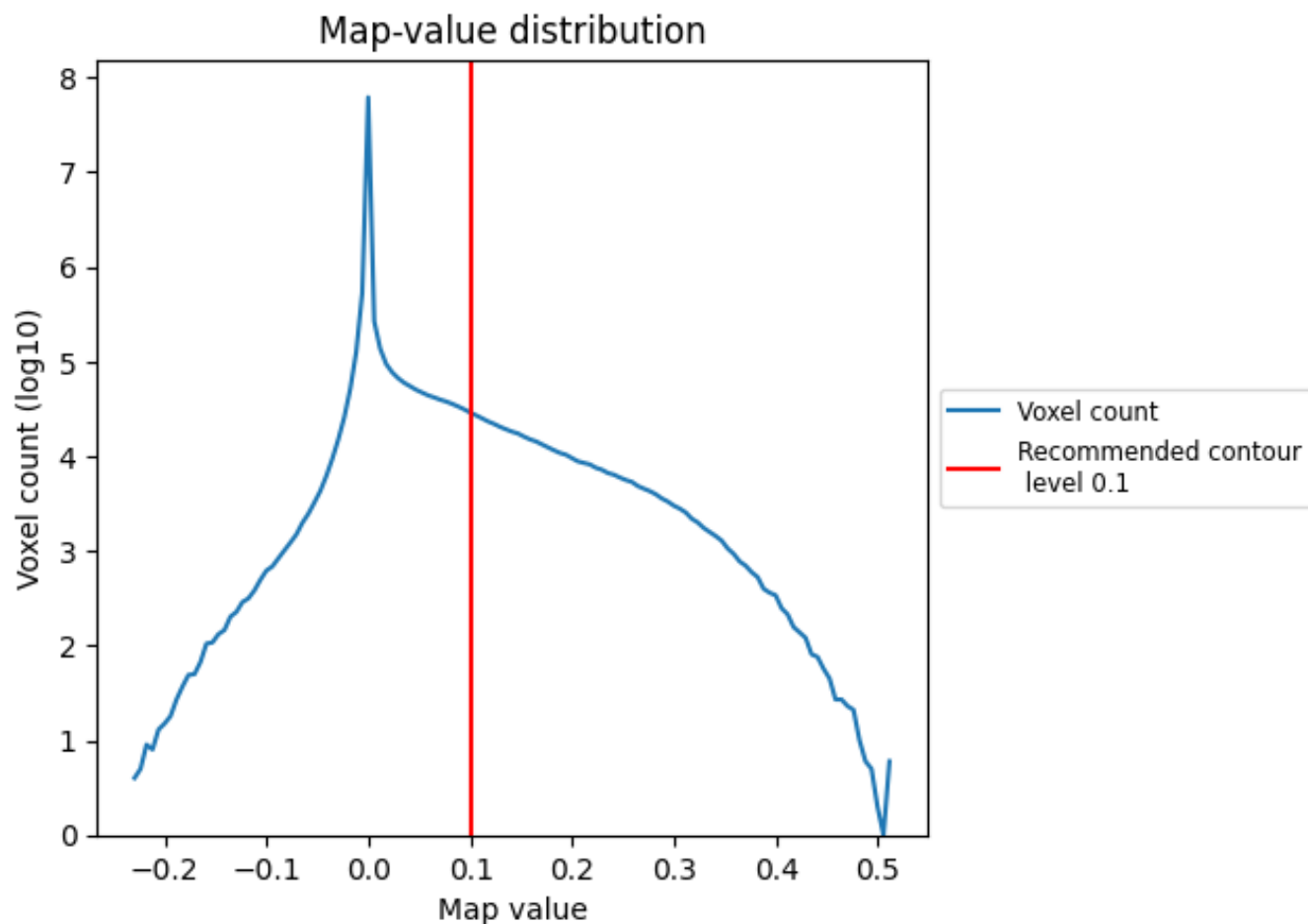
6.6 Mask visualisation [i](#)

This section was not generated. No masks/segmentation were deposited.

7 Map analysis [i](#)

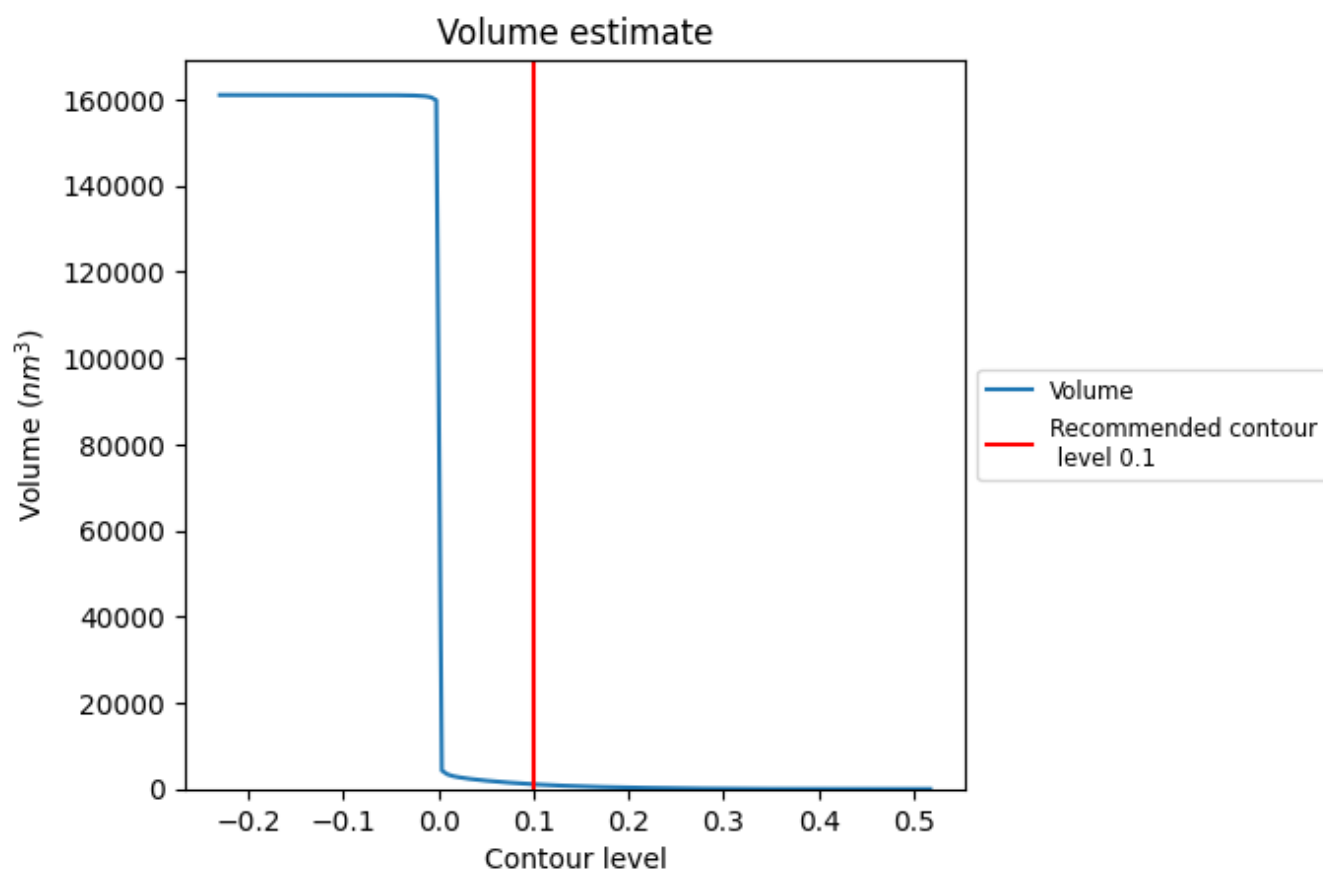
This section contains the results of statistical analysis of the map.

7.1 Map-value distribution [i](#)



The map-value distribution is plotted in 128 intervals along the x-axis. The y-axis is logarithmic. A spike in this graph at zero usually indicates that the volume has been masked.

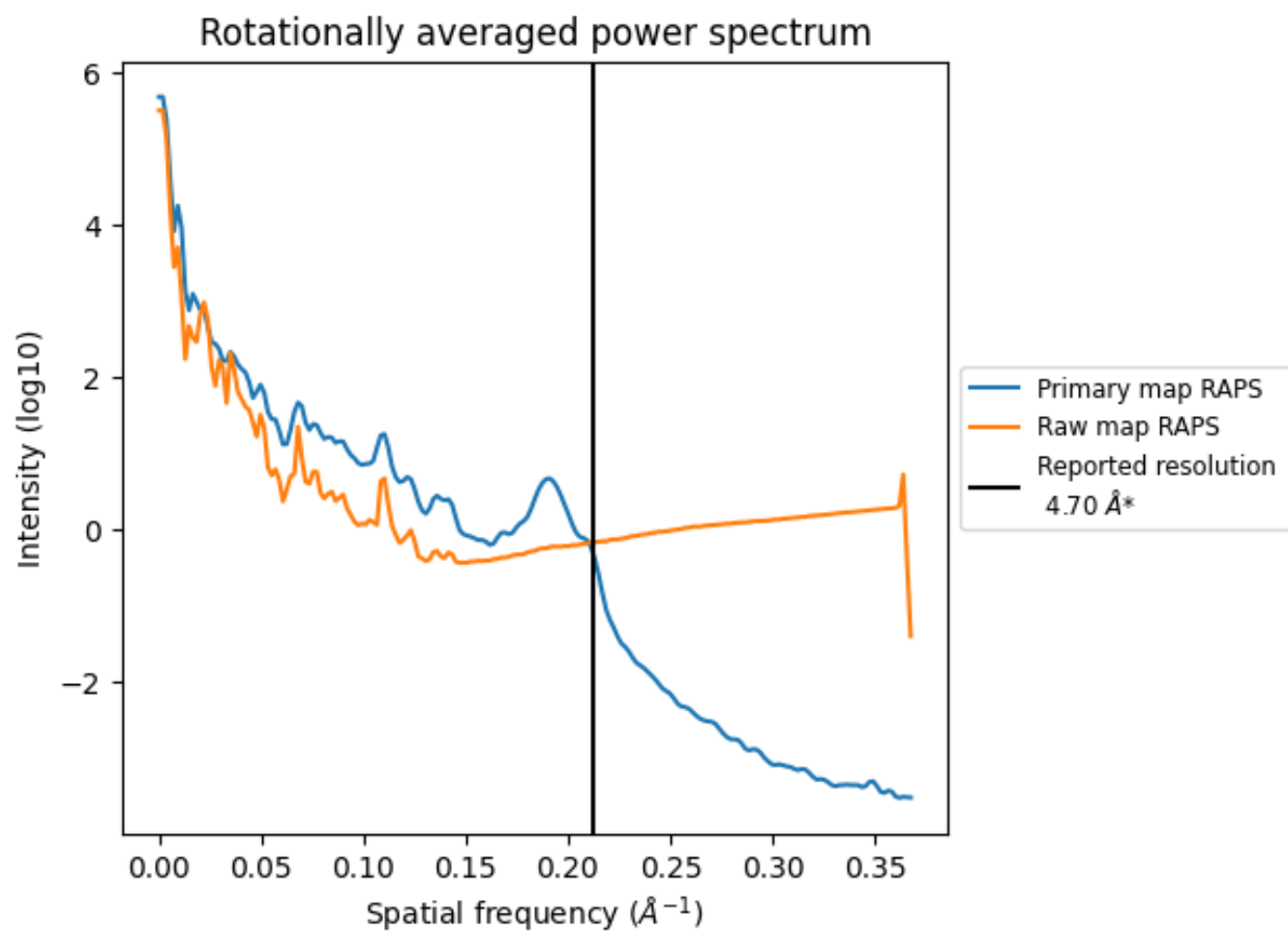
7.2 Volume estimate [i](#)



The volume at the recommended contour level is 1091 nm^3 ; this corresponds to an approximate mass of 985 kDa.

The volume estimate graph shows how the enclosed volume varies with the contour level. The recommended contour level is shown as a vertical line and the intersection between the line and the curve gives the volume of the enclosed surface at the given level.

7.3 Rotationally averaged power spectrum ⓘ

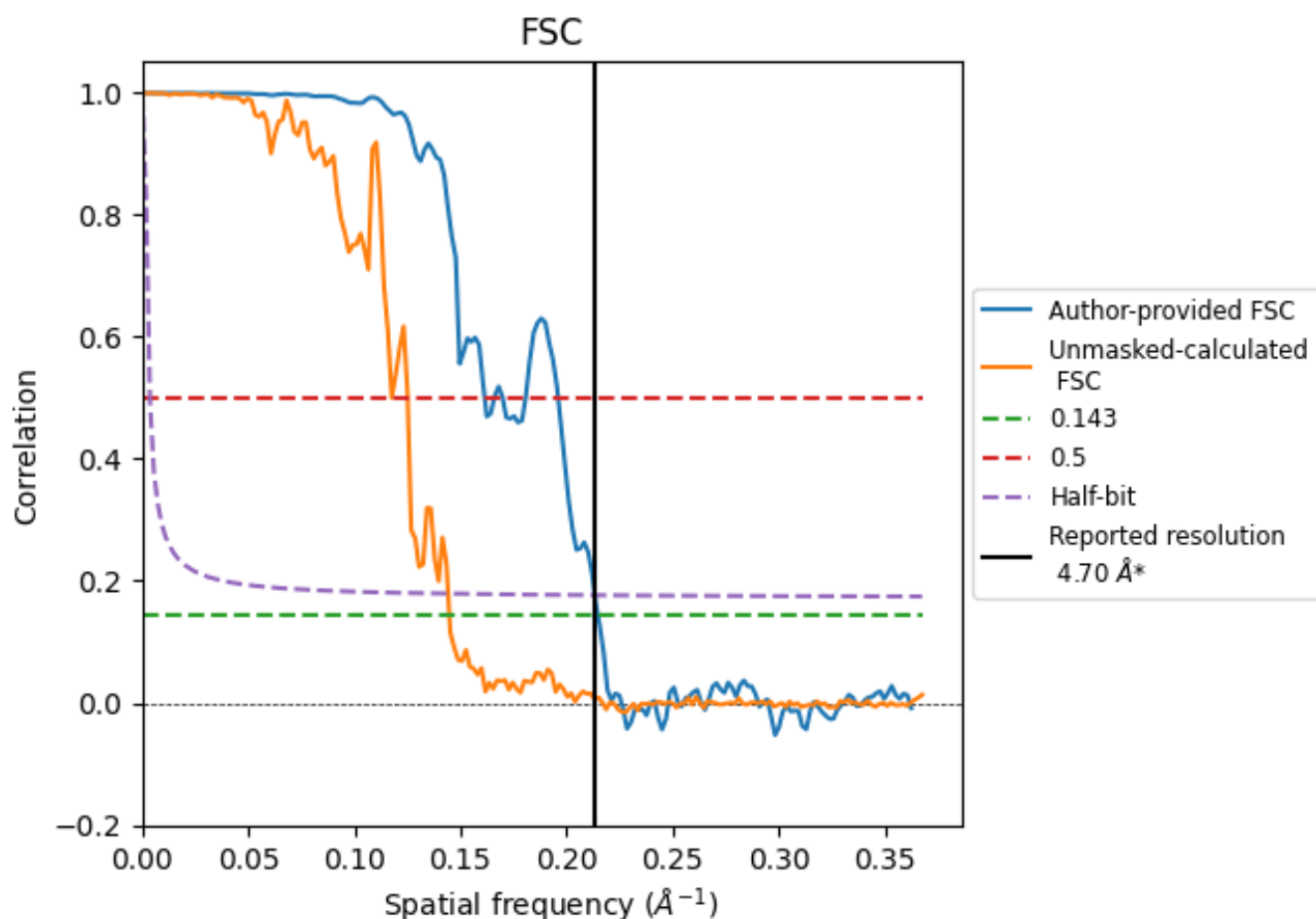


*Reported resolution corresponds to spatial frequency of 0.213 Å⁻¹

8 Fourier-Shell correlation [i](#)

Fourier-Shell Correlation (FSC) is the most commonly used method to estimate the resolution of single-particle and subtomogram-averaged maps. The shape of the curve depends on the imposed symmetry, mask and whether or not the two 3D reconstructions used were processed from a common reference. The reported resolution is shown as a black line. A curve is displayed for the half-bit criterion in addition to lines showing the 0.143 gold standard cut-off and 0.5 cut-off.

8.1 FSC [i](#)



*Reported resolution corresponds to spatial frequency of 0.213 \AA^{-1}

8.2 Resolution estimates [i](#)

Resolution estimate (Å)	Estimation criterion (FSC cut-off)		
	0.143	0.5	Half-bit
Reported by author	4.70	-	-
Author-provided FSC curve	4.66	6.19	4.69
Unmasked-calculated*	6.91	7.99	6.93

*Resolution estimate based on FSC curve calculated by comparison of deposited half-maps. The value from deposited half-maps intersecting FSC 0.143 CUT-OFF 6.91 differs from the reported value 4.7 by more than 10 %

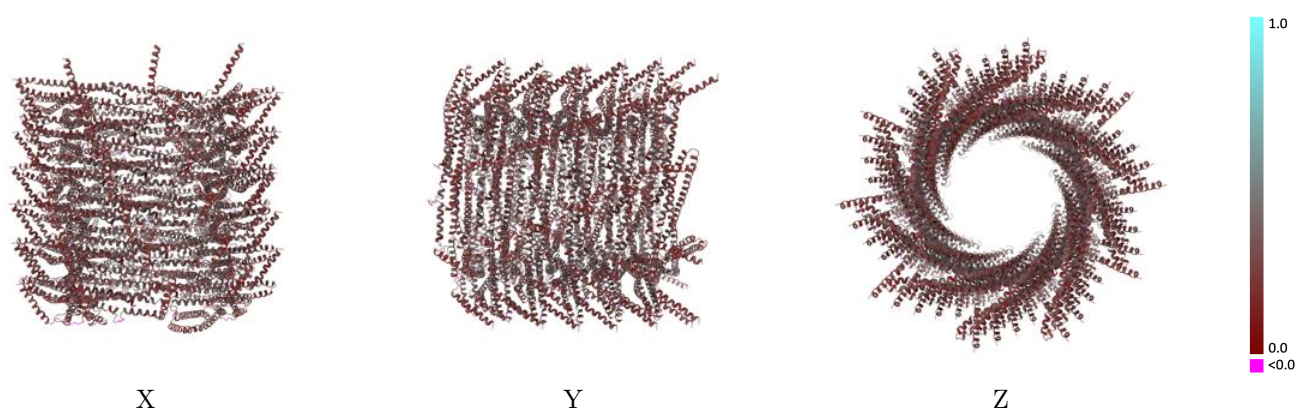
9 Map-model fit ⓘ

This section contains information regarding the fit between EMDB map EMD-52532 and PDB model 9HZS. Per-residue inclusion information can be found in section 3 on page 42.

9.1 Map-model overlay ⓘ

This section was not generated.

9.2 Q-score mapped to coordinate model ⓘ

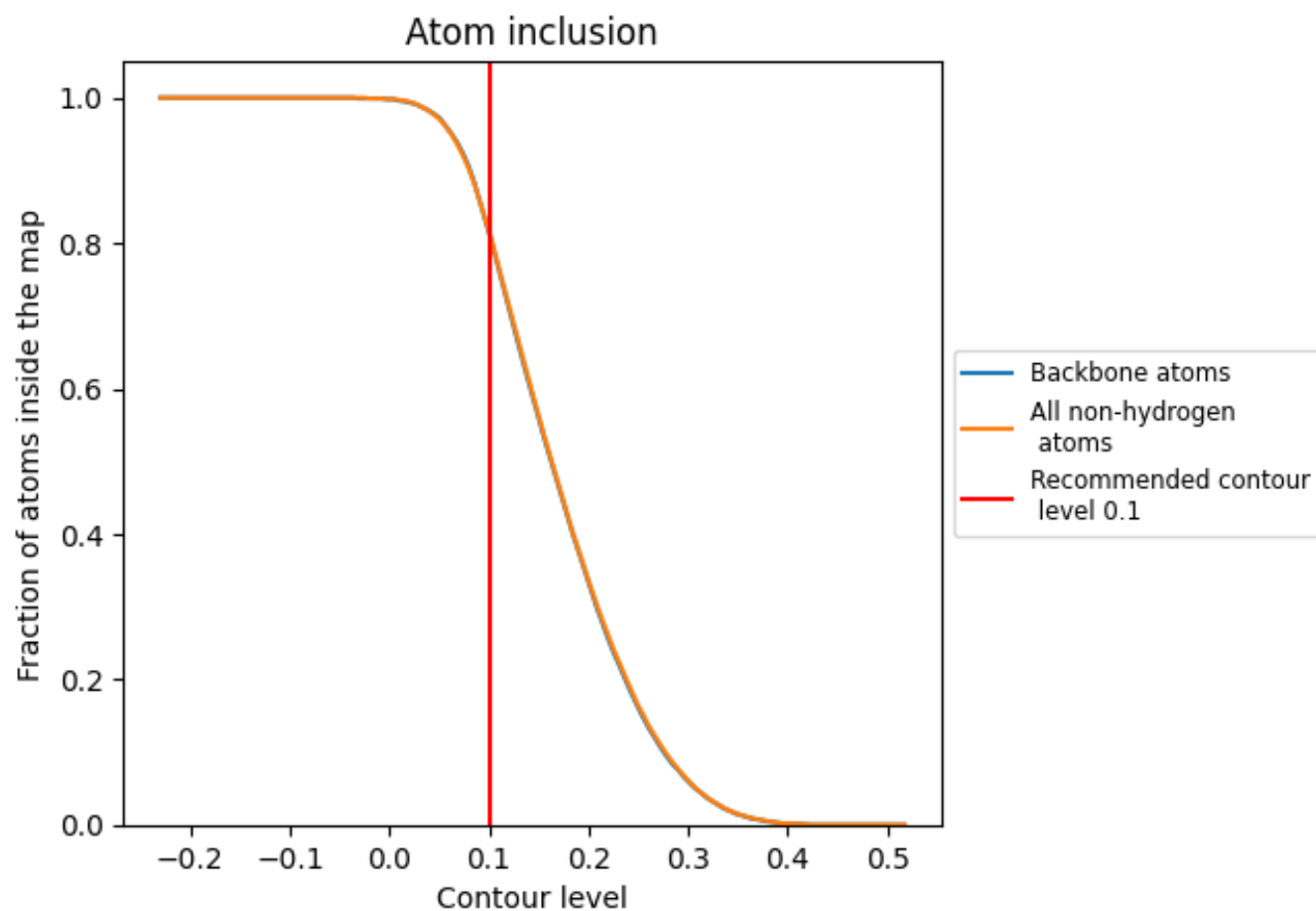


The images above show the model with each residue coloured according to its Q-score. This shows their resolvability in the map with higher Q-score values reflecting better resolvability. Please note: Q-score is calculating the resolvability of atoms, and thus high values are only expected at resolutions at which atoms can be resolved. Low Q-score values may therefore be expected for many entries.

9.3 Atom inclusion mapped to coordinate model ⓘ

This section was not generated.







































































9.4 Atom inclusion [i](#)



At the recommended contour level, 82% of all backbone atoms, 82% of all non-hydrogen atoms, are inside the map.

9.5 Map-model fit summary ⓘ





















































The table lists the average atom inclusion at the recommended contour level (0.1) and Q-score for the entire model and for each chain.

Chain	Atom inclusion	Q-score
All	 0.8160	 0.3000
0	 0.8330	 0.2920
1	 0.8390	 0.2990
2	 0.8310	 0.3060
3	 0.8260	 0.2960
4	 0.7790	 0.2840
5	 0.7430	 0.2740
6	 0.7010	 0.2830
7	 0.7500	 0.3030
A	 0.7660	 0.2890
B	 0.7900	 0.2860
C	 0.8330	 0.3030
D	 0.8460	 0.3170
E	 0.8410	 0.3140
F	 0.8480	 0.3030
G	 0.8450	 0.2980
H	 0.8580	 0.3060
I	 0.8470	 0.3160
J	 0.8580	 0.3110
K	 0.8590	 0.3000
L	 0.8460	 0.2850
M	 0.8500	 0.2930
N	 0.8550	 0.3080
O	 0.8540	 0.3170
P	 0.8470	 0.3070
Q	 0.8430	 0.2970
R	 0.8470	 0.2970
S	 0.8540	 0.3050
T	 0.8440	 0.3120
U	 0.8520	 0.2990
V	 0.8450	 0.2840
W	 0.8380	 0.2830
X	 0.8410	 0.2980
Y	 0.8440	 0.3090
Z	 0.8190	 0.3040



Continued on next page...

Continued from previous page...

Chain	Atom inclusion	Q-score
a	 0.7790	 0.2920
b	 0.7510	 0.2860
c	 0.7120	 0.2880
d	 0.7480	 0.3060
e	 0.7810	 0.2940
f	 0.8050	 0.2940
g	 0.8400	 0.3070
h	 0.8340	 0.3160
i	 0.8520	 0.3070
j	 0.8450	 0.2960
k	 0.8390	 0.2870
l	 0.8410	 0.2980
m	 0.8530	 0.3130
n	 0.8480	 0.3130
o	 0.8470	 0.3020
p	 0.8410	 0.2980
q	 0.8540	 0.2990
r	 0.8450	 0.3100
s	 0.8520	 0.3110
t	 0.8500	 0.2990
u	 0.8340	 0.2830
v	 0.8370	 0.2850
w	 0.8440	 0.3020
x	 0.8460	 0.3120
y	 0.8360	 0.3060
z	 0.8350	 0.2930