



## Full wwPDB EM Validation Report ⓘ

Mar 8, 2026 – 11:44 AM UTC

PDB ID : 9H5M / pdb\_00009h5m  
EMDB ID : EMD-51889  
Title : Cryo-EM structure of Gasdermin-E  
Authors : Yildiz, O.; Garcia-Saez, A.J.; Shalaby, R.  
Deposited on : 2024-10-22  
Resolution : 3.60 Å(reported)  
Based on initial model : .

This is a Full wwPDB EM Validation Report for a publicly released PDB entry.

We welcome your comments at [validation@mail.wwpdb.org](mailto:validation@mail.wwpdb.org)

A user guide is available at

<https://www.wwpdb.org/validation/2017/EMValidationReportHelp>  
with specific help available everywhere you see the ⓘ symbol.

The types of validation reports are described at

<http://www.wwpdb.org/validation/2017/FAQs#types>.

---

The following versions of software and data (see [references ⓘ](#)) were used in the production of this report:

EMDB validation analysis : 0.0.1.dev132  
MolProbity : 4-5-2 with Phenix2.0  
Percentile statistics : 20250101.v01 (using entries in the PDB archive January 1st 2025)  
EM percentile statistics : 202505.v01 (Using data in the EMDB archive up until May 2025)  
MapQ : 1.9.13  
Ideal geometry (proteins) : Engh & Huber (2001)  
Ideal geometry (DNA, RNA) : Parkinson et al. (1996)  
Validation Pipeline (wwPDB-VP) : 2.49

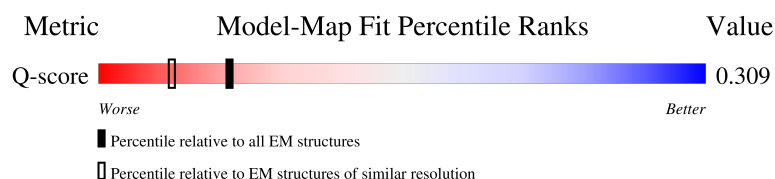
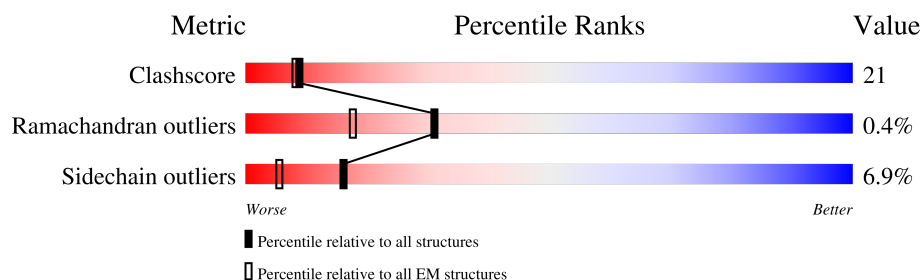
# 1 Overall quality at a glance i

The following experimental techniques were used to determine the structure:

*ELECTRON MICROSCOPY*

The reported resolution of this entry is 3.60 Å.

Percentile scores (ranging between 0-100) for global validation metrics of the entry are shown in the following graphic. The table shows the number of entries on which the scores are based.









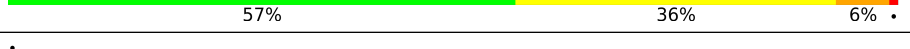



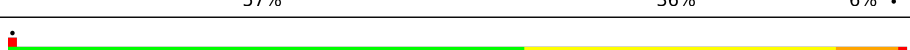

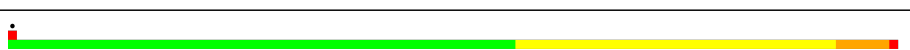

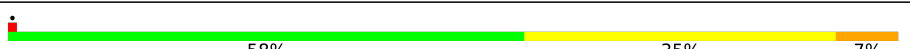





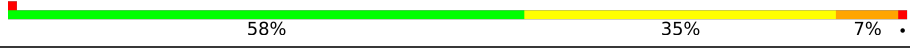
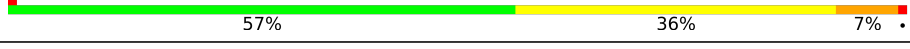



Metric	Whole archive (#Entries)	EM structures (#Entries)	Similar EM resolution (#Entries, resolution range(Å))
Clashscore	229148	23984	-
Ramachandran outliers	224038	23583	-
Sidechain outliers	223484	23102	-
Q-score	-	25397	12797 ( 3.10 - 4.10 )

The table below summarises the geometric issues observed across the polymeric chains and their fit to the map. The red, orange, yellow and green segments of the bar indicate the fraction of residues that contain outliers for  $\geq 3$ , 2, 1 and 0 types of geometric quality criteria respectively. A grey segment represents the fraction of residues that are not modelled. The numeric value for each fraction is indicated below the corresponding segment, with a dot representing fractions  $\leq 5\%$ . The upper red bar (where present) indicates the fraction of residues that have poor fit to the EM map (all-atom inclusion  $< 40\%$ ). The numeric value is given above the bar.

Mol	Chain	Length	Quality of chain
1	A	245	<div> <div>58%</div> <div>35%</div> <div>6%</div> </div>
1	B	245	<div> <div>57%</div> <div>36%</div> <div>6%</div> </div>
1	C	245	<div> <div>57%</div> <div>36%</div> <div>7%</div> </div>
1	D	245	<div> <div>57%</div> <div>36%</div> <div>7%</div> </div>

Continued on next page...

Continued from previous page...

Mol	Chain	Length	Quality of chain
1	E	245	
1	F	245	
1	G	245	
1	H	245	
1	I	245	
1	J	245	
1	K	245	
1	L	245	
1	M	245	
1	N	245	
1	O	245	
1	P	245	
1	Q	245	
1	R	245	
1	S	245	
1	T	245	
1	U	245	
1	V	245	
1	W	245	
1	X	245	
1	Y	245	
1	Z	245	
1	a	245	
1	b	245	
1	c	245	

Continued on next page...

Continued from previous page...

Mol	Chain	Length	Quality of chain
1	d	245	<div><div></div><div>58%</div><div>35%</div><div>7%</div></div>

## 2 Entry composition

There is only 1 type of molecule in this entry. The entry contains 57540 atoms, of which 0 are hydrogens and 0 are deuteriums.

In the tables below, the AltConf column contains the number of residues with at least one atom in alternate conformation and the Trace column contains the number of residues modelled with at most 2 atoms.

- Molecule 1 is a protein called Gasdermin-E, N-terminal.

Mol	Chain	Residues	Atoms					AltConf	Trace
1	A	245	Total 1918	C 1210	N 329	O 371	S 8	0	0
1	B	245	Total 1918	C 1210	N 329	O 371	S 8	0	0
1	C	245	Total 1918	C 1210	N 329	O 371	S 8	0	0
1	D	245	Total 1918	C 1210	N 329	O 371	S 8	0	0
1	E	245	Total 1918	C 1210	N 329	O 371	S 8	0	0
1	F	245	Total 1918	C 1210	N 329	O 371	S 8	0	0
1	G	245	Total 1918	C 1210	N 329	O 371	S 8	0	0
1	H	245	Total 1918	C 1210	N 329	O 371	S 8	0	0
1	I	245	Total 1918	C 1210	N 329	O 371	S 8	0	0
1	J	245	Total 1918	C 1210	N 329	O 371	S 8	0	0
1	K	245	Total 1918	C 1210	N 329	O 371	S 8	0	0
1	L	245	Total 1918	C 1210	N 329	O 371	S 8	0	0
1	M	245	Total 1918	C 1210	N 329	O 371	S 8	0	0
1	N	245	Total 1918	C 1210	N 329	O 371	S 8	0	0
1	O	245	Total 1918	C 1210	N 329	O 371	S 8	0	0
1	P	245	Total 1918	C 1210	N 329	O 371	S 8	0	0
1	Q	245	Total 1918	C 1210	N 329	O 371	S 8	0	0

*Continued on next page...*

*Continued from previous page...*

Mol	Chain	Residues	Atoms					AltConf	Trace
1	R	245	Total 1918	C 1210	N 329	O 371	S 8	0	0
1	S	245	Total 1918	C 1210	N 329	O 371	S 8	0	0
1	T	245	Total 1918	C 1210	N 329	O 371	S 8	0	0
1	U	245	Total 1918	C 1210	N 329	O 371	S 8	0	0
1	V	245	Total 1918	C 1210	N 329	O 371	S 8	0	0
1	W	245	Total 1918	C 1210	N 329	O 371	S 8	0	0
1	X	245	Total 1918	C 1210	N 329	O 371	S 8	0	0
1	Y	245	Total 1918	C 1210	N 329	O 371	S 8	0	0
1	Z	245	Total 1918	C 1210	N 329	O 371	S 8	0	0
1	a	245	Total 1918	C 1210	N 329	O 371	S 8	0	0
1	b	245	Total 1918	C 1210	N 329	O 371	S 8	0	0
1	c	245	Total 1918	C 1210	N 329	O 371	S 8	0	0
1	d	245	Total 1918	C 1210	N 329	O 371	S 8	0	0

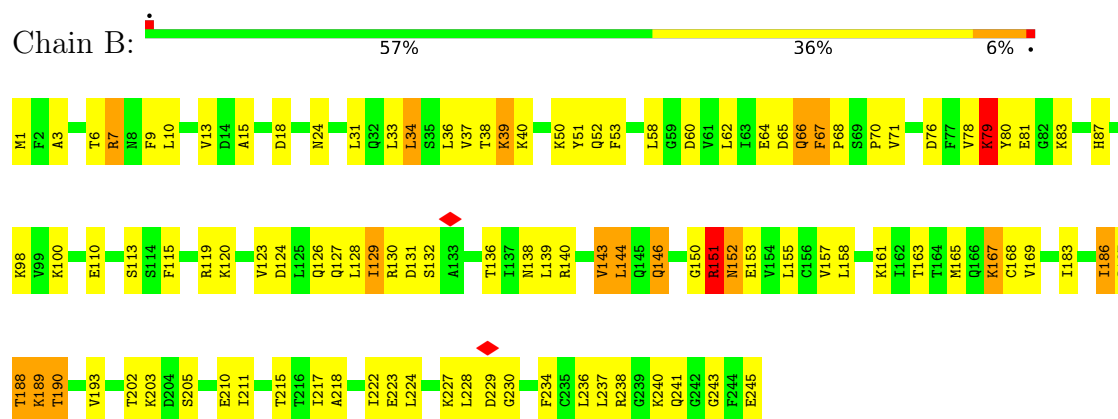
### 3 Residue-property plots

These plots are drawn for all protein, RNA, DNA and oligosaccharide chains in the entry. The first graphic for a chain summarises the proportions of the various outlier classes displayed in the second graphic. The second graphic shows the sequence view annotated by issues in geometry and atom inclusion in map density. Residues are color-coded according to the number of geometric quality criteria for which they contain at least one outlier: green = 0, yellow = 1, orange = 2 and red = 3 or more. A red diamond above a residue indicates a poor fit to the EM map for this residue (all-atom inclusion < 40%). Stretches of 2 or more consecutive residues without any outlier are shown as a green connector. Residues present in the sample, but not in the model, are shown in grey.

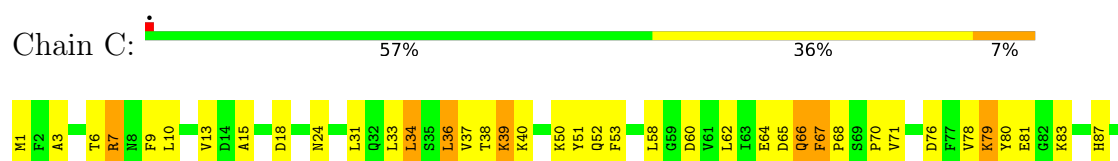
#### • Molecule 1: Gasdermin-E, N-terminal

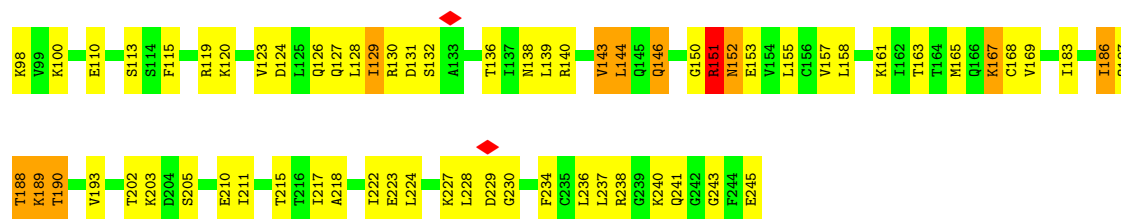


#### • Molecule 1: Gasdermin-E, N-terminal



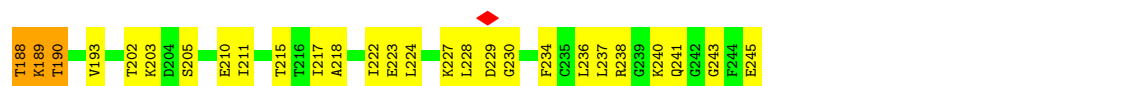
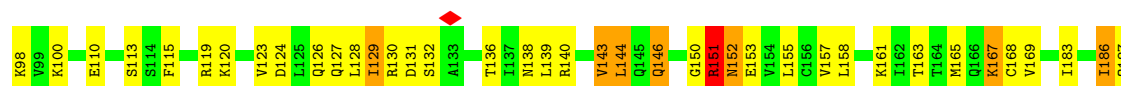
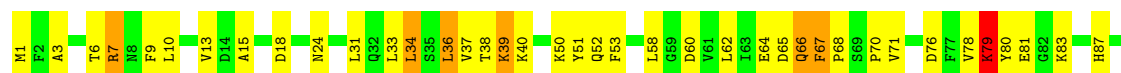
#### • Molecule 1: Gasdermin-E, N-terminal





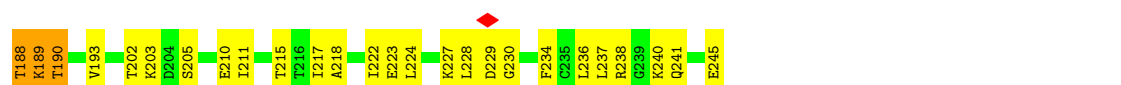
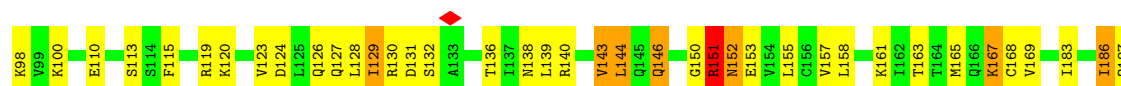
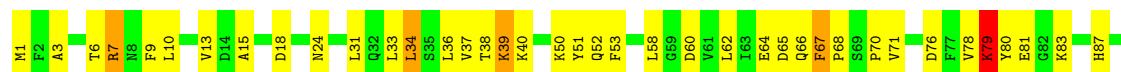
• Molecule 1: Gasdermin-E, N-terminal

Chain D: 57% 36% 7%



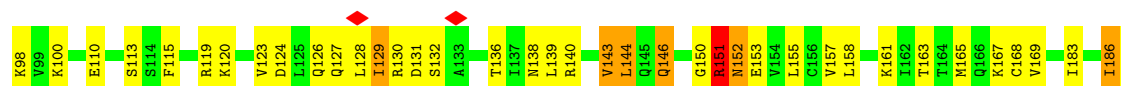
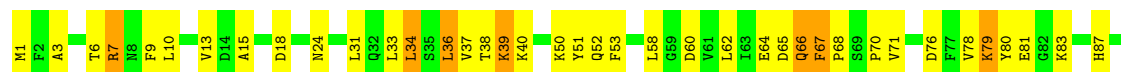
• Molecule 1: Gasdermin-E, N-terminal

Chain E: 58% 36% 6%



• Molecule 1: Gasdermin-E, N-terminal

Chain F: 58% 36% 7%

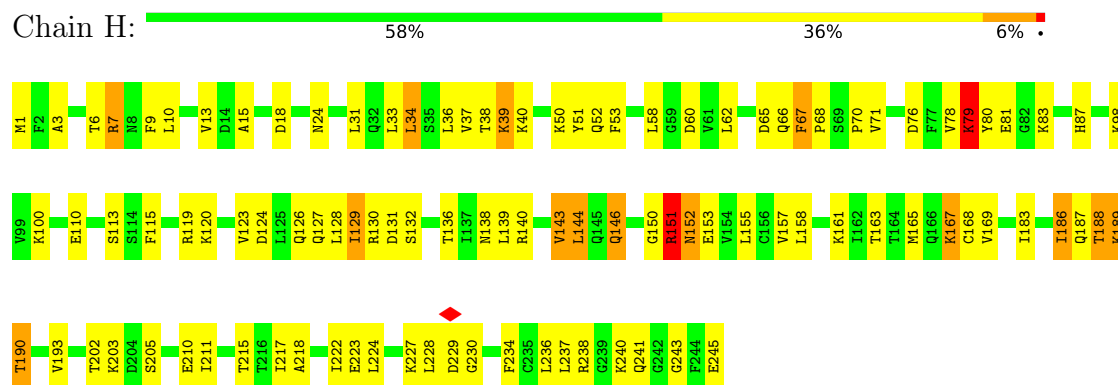




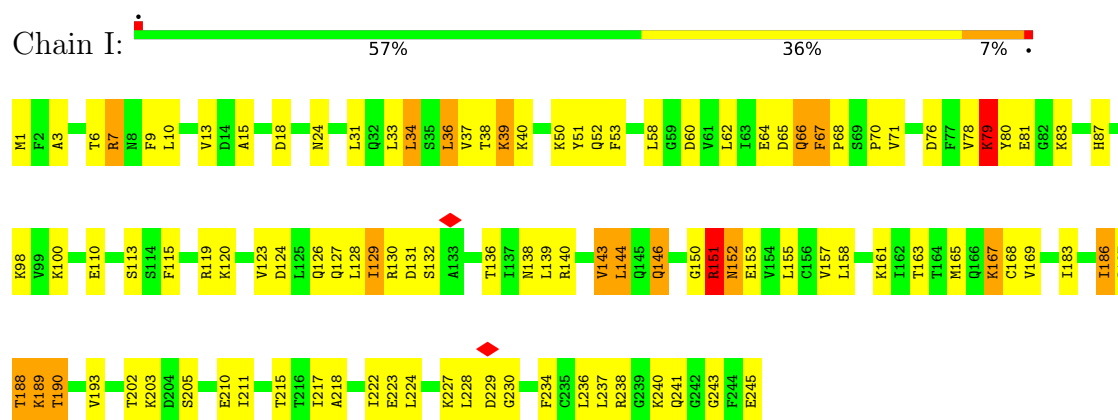
## ● Molecule 1: Gasdermin-E, N-terminal



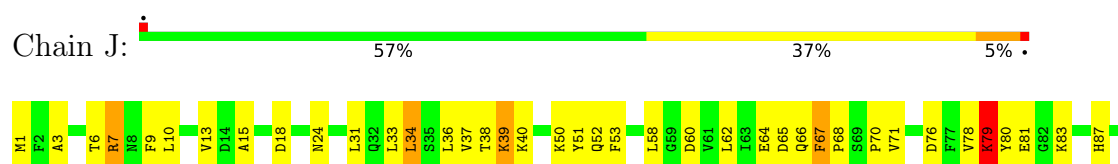
## ● Molecule 1: Gasdermin-E, N-terminal

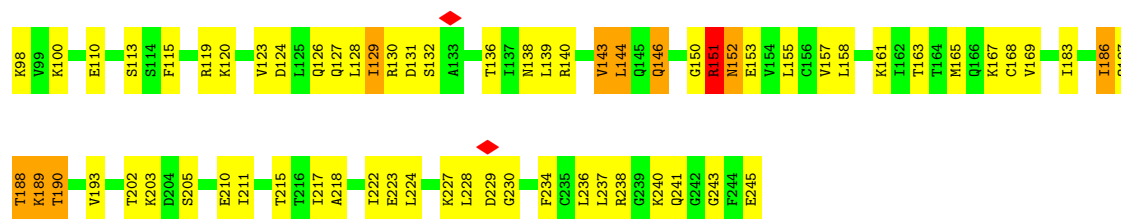


## ● Molecule 1: Gasdermin-E, N-terminal




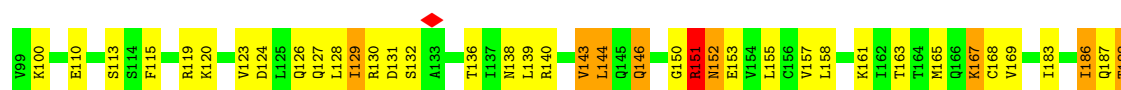
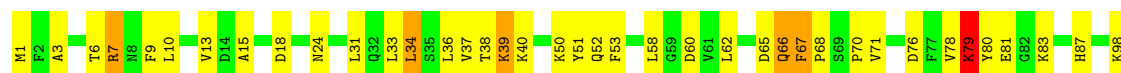
## ● Molecule 1: Gasdermin-E, N-terminal





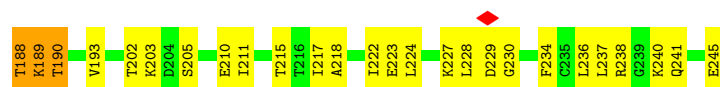
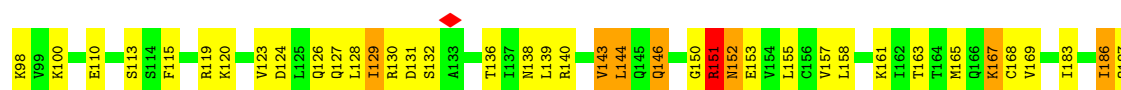
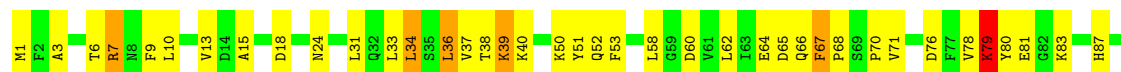
• Molecule 1: Gasdermin-E, N-terminal

Chain K: 57% 36% 6% •



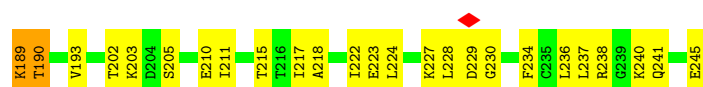
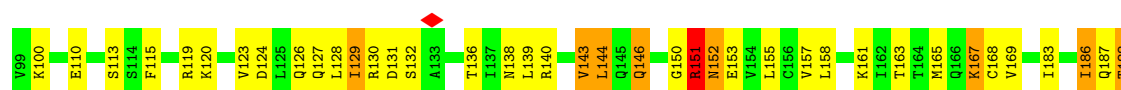
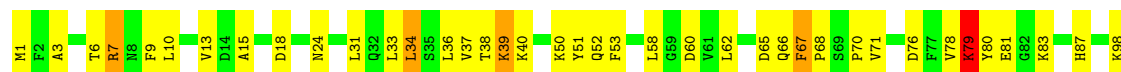
• Molecule 1: Gasdermin-E, N-terminal

Chain L: 58% 36% 6% •

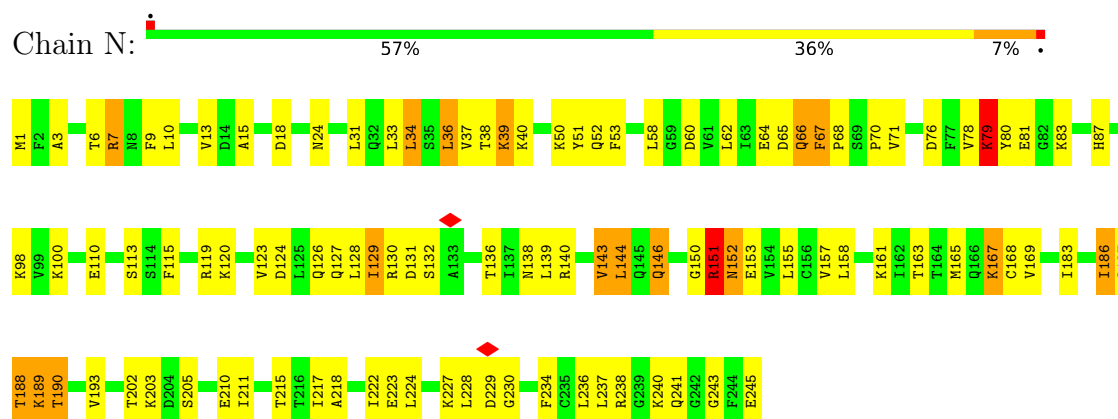


• Molecule 1: Gasdermin-E, N-terminal

Chain M: 58% 36% 6% •



• Molecule 1: Gasdermin-E, N-terminal



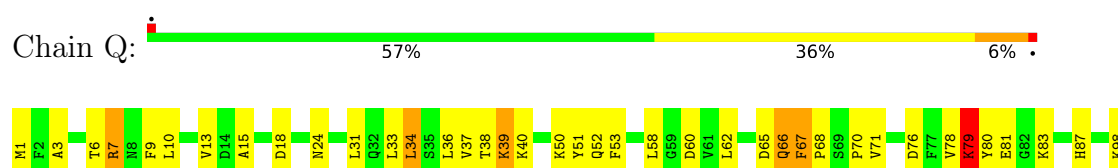
• Molecule 1: Gasdermin-E, N-terminal

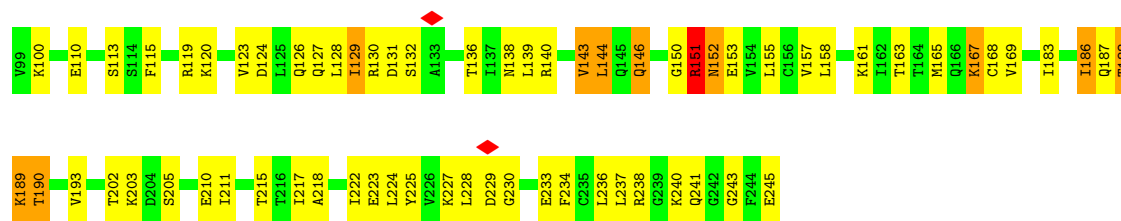


• Molecule 1: Gasdermin-E, N-terminal



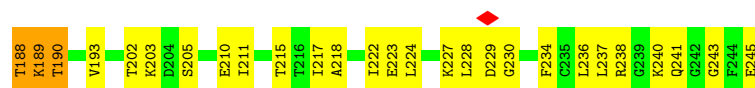
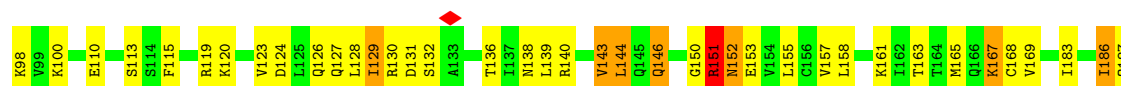
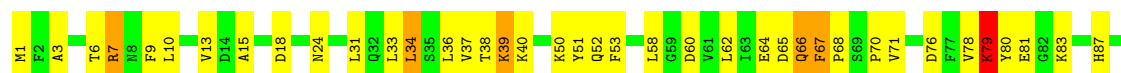
• Molecule 1: Gasdermin-E, N-terminal





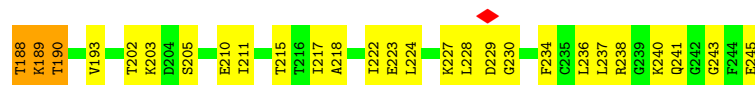
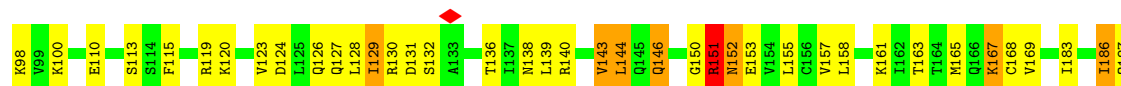
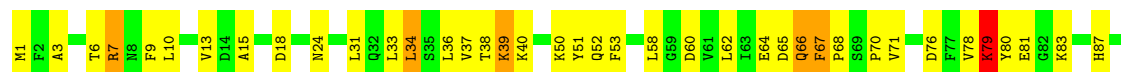
• Molecule 1: Gasdermin-E, N-terminal

Chain R: 57% 36% 6%



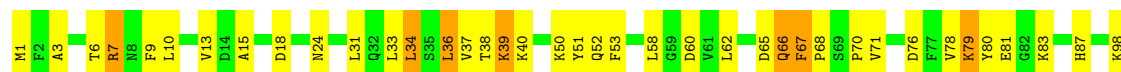
• Molecule 1: Gasdermin-E, N-terminal

Chain S: 57% 36% 6%



• Molecule 1: Gasdermin-E, N-terminal

Chain T: 58% 35% 7%



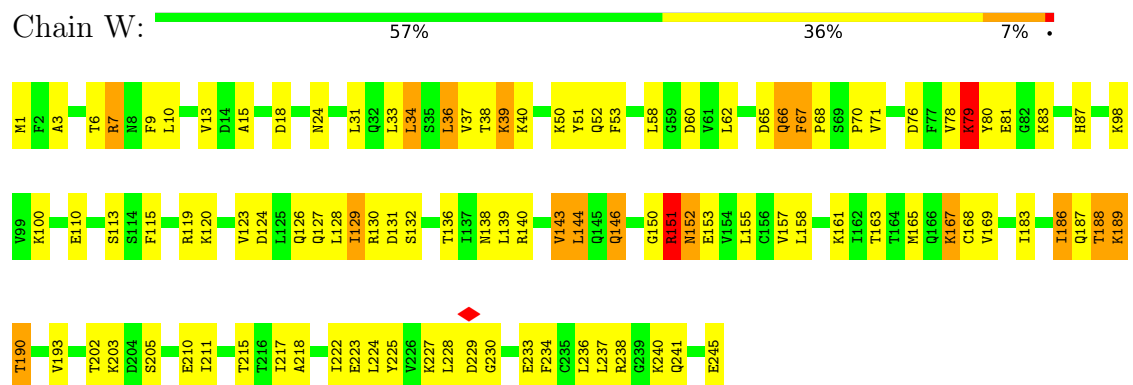
- Molecule 1: Gasdermin-E, N-terminal



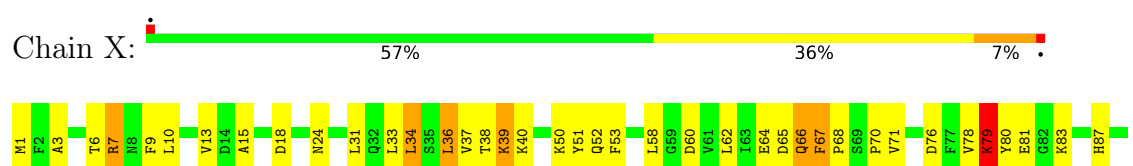
- Molecule 1: Gasdermin-E, N-terminal

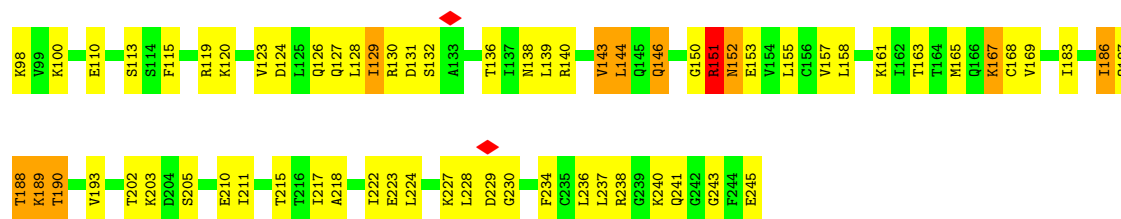


- Molecule 1: Gasdermin-E, N-terminal



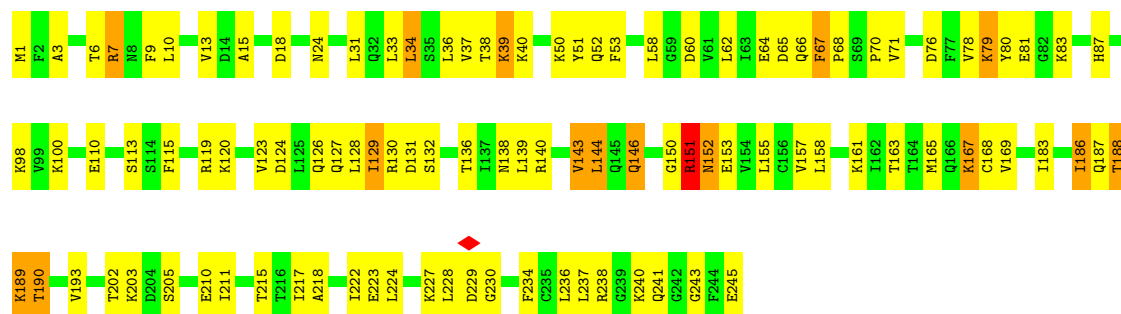
- Molecule 1: Gasdermin-E, N-terminal





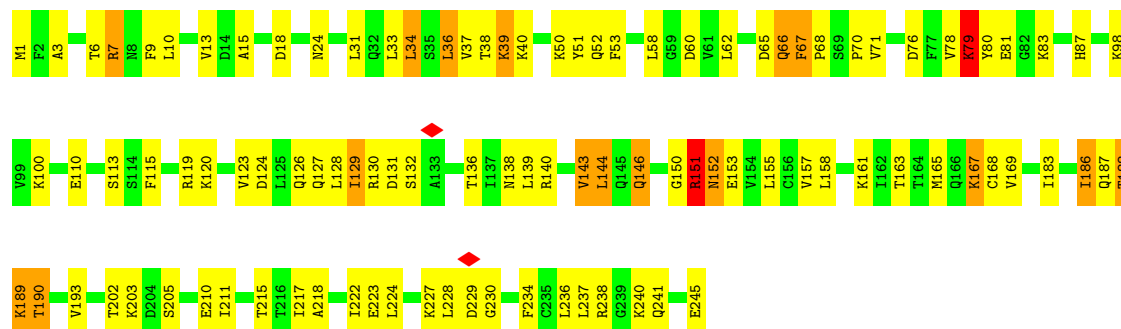
• Molecule 1: Gasdermin-E, N-terminal

Chain Y: 57% 36% 6%



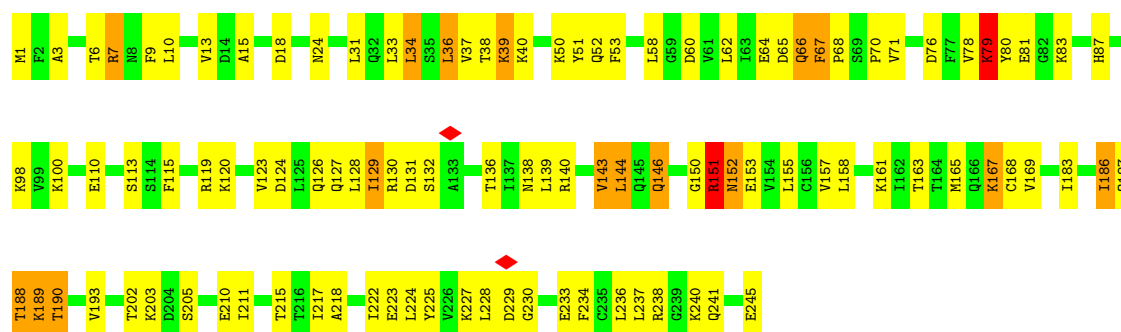
• Molecule 1: Gasdermin-E, N-terminal

Chain Z: 58% 35% 7%

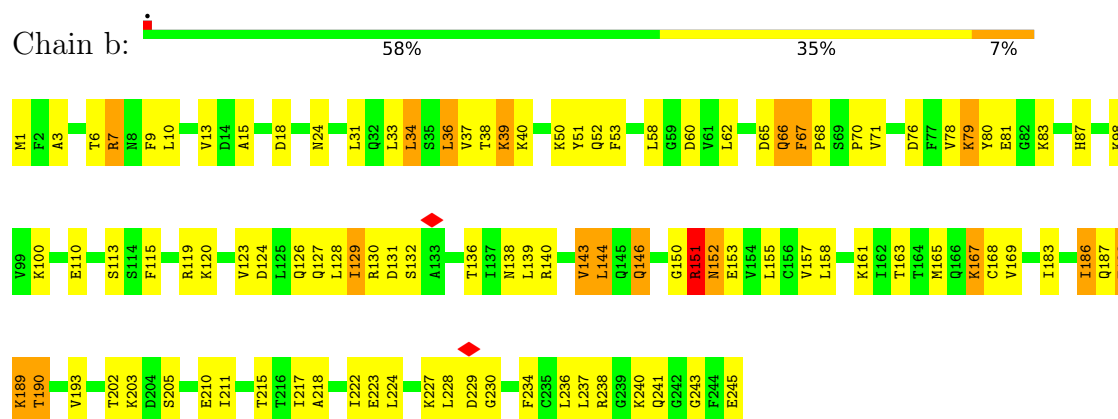


• Molecule 1: Gasdermin-E, N-terminal

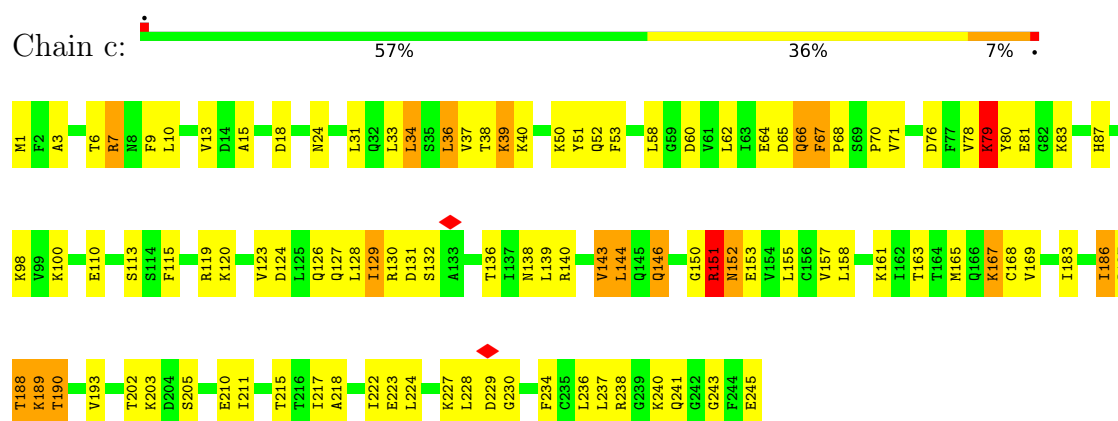
Chain a: 57% 36% 7%



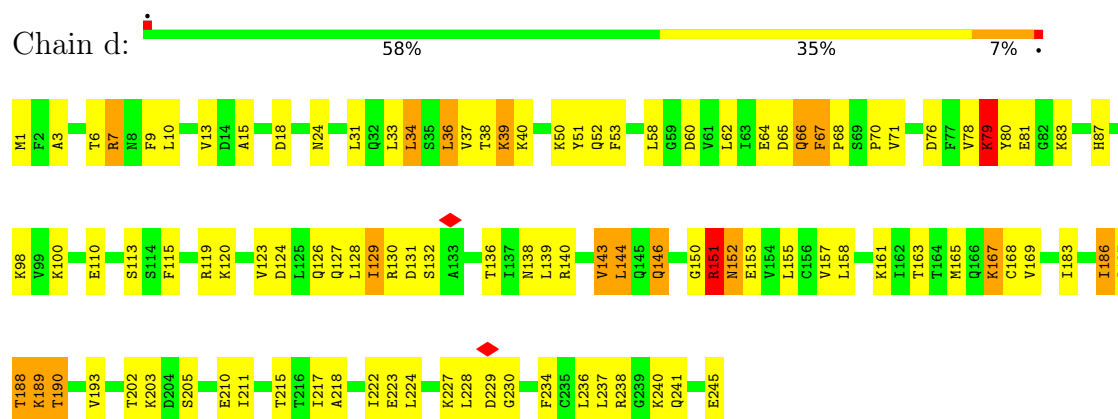
- Molecule 1: Gasdermin-E, N-terminal



- Molecule 1: Gasdermin-E, N-terminal



- Molecule 1: Gasdermin-E, N-terminal



## 4 Experimental information

Property	Value	Source
EM reconstruction method	SINGLE PARTICLE	Depositor
Imposed symmetry	POINT, C30	Depositor
Number of particles used	88579	Depositor
Resolution determination method	FSC 0.143 CUT-OFF	Depositor
CTF correction method	NONE	Depositor
Microscope	TFS KRIOS	Depositor
Voltage (kV)	300	Depositor
Electron dose ( $e^-/\text{\AA}^2$ )	60	Depositor
Minimum defocus (nm)	1600	Depositor
Maximum defocus (nm)	2400	Depositor
Magnification	105000	Depositor
Image detector	GATAN K3 (6k x 4k)	Depositor
Maximum map value	0.486	Depositor
Minimum map value	-0.269	Depositor
Average map value	0.001	Depositor
Map value standard deviation	0.015	Depositor
Recommended contour level	0.04	Depositor
Map size ( $\text{\AA}$ )	418.5, 418.5, 418.5	wwPDB
Map dimensions	500, 500, 500	wwPDB
Map angles ( $^\circ$ )	90.0, 90.0, 90.0	wwPDB
Pixel spacing ( $\text{\AA}$ )	0.837, 0.837, 0.837	Depositor



## 5 Model quality ⓘ

### 5.1 Standard geometry ⓘ

The Z score for a bond length (or angle) is the number of standard deviations the observed value is removed from the expected value. A bond length (or angle) with  $|Z| > 5$  is considered an outlier worth inspection. RMSZ is the root-mean-square of all Z scores of the bond lengths (or angles).

Mol	Chain	Bond lengths		Bond angles	
		RMSZ	$\# Z  > 5$	RMSZ	$\# Z  > 5$
1	A	0.52	1/1943 (0.1%)	0.92	13/2620 (0.5%)
1	B	0.52	1/1943 (0.1%)	0.92	13/2620 (0.5%)
1	C	0.52	1/1943 (0.1%)	0.92	14/2620 (0.5%)
1	D	0.52	1/1943 (0.1%)	0.92	14/2620 (0.5%)
1	E	0.52	1/1943 (0.1%)	0.92	12/2620 (0.5%)
1	F	0.52	1/1943 (0.1%)	0.92	14/2620 (0.5%)
1	G	0.52	1/1943 (0.1%)	0.92	13/2620 (0.5%)
1	H	0.52	1/1943 (0.1%)	0.92	12/2620 (0.5%)
1	I	0.52	1/1943 (0.1%)	0.92	14/2620 (0.5%)
1	J	0.52	1/1943 (0.1%)	0.92	12/2620 (0.5%)
1	K	0.52	1/1943 (0.1%)	0.92	13/2620 (0.5%)
1	L	0.52	1/1943 (0.1%)	0.92	13/2620 (0.5%)
1	M	0.52	1/1943 (0.1%)	0.92	12/2620 (0.5%)
1	N	0.52	1/1943 (0.1%)	0.92	14/2620 (0.5%)
1	O	0.52	1/1943 (0.1%)	0.92	13/2620 (0.5%)
1	P	0.52	1/1943 (0.1%)	0.92	14/2620 (0.5%)
1	Q	0.52	1/1943 (0.1%)	0.92	13/2620 (0.5%)
1	R	0.52	1/1943 (0.1%)	0.92	13/2620 (0.5%)
1	S	0.52	1/1943 (0.1%)	0.92	13/2620 (0.5%)
1	T	0.52	1/1943 (0.1%)	0.92	14/2620 (0.5%)
1	U	0.52	1/1943 (0.1%)	0.92	14/2620 (0.5%)
1	V	0.52	1/1943 (0.1%)	0.92	14/2620 (0.5%)
1	W	0.52	1/1943 (0.1%)	0.92	14/2620 (0.5%)
1	X	0.52	1/1943 (0.1%)	0.92	14/2620 (0.5%)
1	Y	0.52	1/1943 (0.1%)	0.92	12/2620 (0.5%)
1	Z	0.52	1/1943 (0.1%)	0.92	14/2620 (0.5%)
1	a	0.52	1/1943 (0.1%)	0.92	14/2620 (0.5%)
1	b	0.52	1/1943 (0.1%)	0.92	14/2620 (0.5%)
1	c	0.52	1/1943 (0.1%)	0.92	14/2620 (0.5%)
1	d	0.52	1/1943 (0.1%)	0.92	14/2620 (0.5%)
All	All	0.52	30/58290 (0.1%)	0.92	401/78600 (0.5%)

Chiral center outliers are detected by calculating the chiral volume of a chiral center and verifying if the center is modelled as a planar moiety or with the opposite hand. A planarity outlier is detected

by checking planarity of atoms in a peptide group, atoms in a mainchain group or atoms of a sidechain that are expected to be planar.

Mol	Chain	#Chirality outliers	#Planarity outliers
1	A	0	2
1	B	0	2
1	C	0	2
1	D	0	2
1	E	0	2
1	F	0	2
1	G	0	2
1	H	0	2
1	I	0	2
1	J	0	2
1	K	0	2
1	L	0	2
1	M	0	2
1	N	0	2
1	O	0	2
1	P	0	2
1	Q	0	2
1	R	0	2
1	S	0	2
1	T	0	2
1	U	0	2
1	V	0	2
1	W	0	2
1	X	0	2
1	Y	0	2
1	Z	0	2
1	a	0	2
1	b	0	2
1	c	0	2
1	d	0	2
All	All	0	60

All (30) bond length outliers are listed below:

Mol	Chain	Res	Type	Atoms	Z	Observed(Å)	Ideal(Å)
1	X	68	PRO	N-CD	11.94	1.64	1.47
1	W	68	PRO	N-CD	11.93	1.64	1.47
1	K	68	PRO	N-CD	11.90	1.64	1.47
1	Z	68	PRO	N-CD	11.90	1.64	1.47
1	H	68	PRO	N-CD	11.90	1.64	1.47
1	L	68	PRO	N-CD	11.89	1.64	1.47

*Continued on next page...*

*Continued from previous page...*

Mol	Chain	Res	Type	Atoms	Z	Observed(Å)	Ideal(Å)
1	F	68	PRO	N-CD	11.88	1.64	1.47
1	U	68	PRO	N-CD	11.88	1.64	1.47
1	C	68	PRO	N-CD	11.87	1.64	1.47
1	Q	68	PRO	N-CD	11.86	1.64	1.47
1	a	68	PRO	N-CD	11.86	1.64	1.47
1	Y	68	PRO	N-CD	11.86	1.64	1.47
1	I	68	PRO	N-CD	11.86	1.64	1.47
1	S	68	PRO	N-CD	11.84	1.64	1.47
1	M	68	PRO	N-CD	11.83	1.64	1.47
1	E	68	PRO	N-CD	11.81	1.64	1.47
1	R	68	PRO	N-CD	11.81	1.64	1.47
1	G	68	PRO	N-CD	11.81	1.64	1.47
1	J	68	PRO	N-CD	11.80	1.64	1.47
1	A	68	PRO	N-CD	11.80	1.64	1.47
1	N	68	PRO	N-CD	11.80	1.64	1.47
1	P	68	PRO	N-CD	11.80	1.64	1.47
1	b	68	PRO	N-CD	11.80	1.64	1.47
1	d	68	PRO	N-CD	11.80	1.64	1.47
1	D	68	PRO	N-CD	11.79	1.64	1.47
1	B	68	PRO	N-CD	11.79	1.64	1.47
1	O	68	PRO	N-CD	11.78	1.64	1.47
1	T	68	PRO	N-CD	11.77	1.64	1.47
1	c	68	PRO	N-CD	11.73	1.64	1.47
1	V	68	PRO	N-CD	11.70	1.64	1.47

All (401) bond angle outliers are listed below:

Mol	Chain	Res	Type	Atoms	Z	Observed(°)	Ideal(°)
1	R	68	PRO	N-CA-CB	7.77	109.51	103.30
1	S	68	PRO	N-CA-CB	7.74	109.49	103.30
1	N	68	PRO	N-CA-CB	7.74	109.49	103.30
1	Z	68	PRO	N-CA-CB	7.71	109.47	103.30
1	E	68	PRO	N-CA-CB	7.71	109.46	103.30
1	Q	68	PRO	N-CA-CB	7.70	109.46	103.30
1	W	68	PRO	N-CA-CB	7.70	109.46	103.30
1	b	68	PRO	N-CA-CB	7.69	109.45	103.30
1	P	68	PRO	N-CA-CB	7.68	109.45	103.30
1	U	68	PRO	N-CA-CB	7.67	109.44	103.30
1	M	68	PRO	N-CA-CB	7.66	109.43	103.30
1	X	68	PRO	N-CA-CB	7.66	109.43	103.30
1	I	68	PRO	N-CA-CB	7.66	109.43	103.30
1	D	68	PRO	N-CA-CB	7.65	109.42	103.30

*Continued on next page...*

*Continued from previous page...*

Mol	Chain	Res	Type	Atoms	Z	Observed(°)	Ideal(°)
1	A	68	PRO	N-CA-CB	7.65	109.42	103.30
1	H	68	PRO	N-CA-CB	7.65	109.42	103.30
1	F	68	PRO	N-CA-CB	7.65	109.42	103.30
1	a	68	PRO	N-CA-CB	7.64	109.41	103.30
1	C	68	PRO	N-CA-CB	7.63	109.41	103.30
1	c	68	PRO	N-CA-CB	7.63	109.40	103.30
1	G	68	PRO	N-CA-CB	7.62	109.40	103.30
1	O	68	PRO	N-CA-CB	7.61	109.39	103.30
1	J	68	PRO	N-CA-CB	7.60	109.38	103.30
1	V	68	PRO	N-CA-CB	7.60	109.38	103.30
1	T	68	PRO	N-CA-CB	7.60	109.38	103.30
1	Y	68	PRO	N-CA-CB	7.59	109.37	103.30
1	K	68	PRO	N-CA-CB	7.58	109.36	103.30
1	L	68	PRO	N-CA-CB	7.57	109.36	103.30
1	B	68	PRO	N-CA-CB	7.57	109.35	103.30
1	d	68	PRO	N-CA-CB	7.54	109.33	103.30
1	M	188	THR	N-CA-C	7.09	120.00	110.35
1	R	188	THR	N-CA-C	7.05	119.94	110.35
1	G	188	THR	N-CA-C	7.04	119.93	110.35
1	J	188	THR	N-CA-C	7.04	119.93	110.35
1	N	188	THR	N-CA-C	7.04	119.92	110.35
1	O	188	THR	N-CA-C	7.04	119.92	110.35
1	K	188	THR	N-CA-C	7.03	119.92	110.35
1	B	188	THR	N-CA-C	7.03	119.91	110.35
1	F	188	THR	N-CA-C	7.03	119.91	110.35
1	A	188	THR	N-CA-C	7.02	119.90	110.35
1	E	188	THR	N-CA-C	7.02	119.90	110.35
1	S	188	THR	N-CA-C	7.02	119.90	110.35
1	C	188	THR	N-CA-C	7.01	119.89	110.35
1	c	188	THR	N-CA-C	7.01	119.88	110.35
1	W	188	THR	N-CA-C	7.01	119.88	110.35
1	b	188	THR	N-CA-C	7.00	119.87	110.35
1	L	188	THR	N-CA-C	7.00	119.87	110.35
1	Q	188	THR	N-CA-C	7.00	119.87	110.35
1	T	188	THR	N-CA-C	7.00	119.87	110.35
1	P	188	THR	N-CA-C	7.00	119.86	110.35
1	V	188	THR	N-CA-C	7.00	119.87	110.35
1	X	188	THR	N-CA-C	7.00	119.86	110.35
1	D	188	THR	N-CA-C	6.99	119.86	110.35
1	d	188	THR	N-CA-C	6.99	119.86	110.35
1	Y	188	THR	N-CA-C	6.98	119.84	110.35
1	I	188	THR	N-CA-C	6.97	119.83	110.35

*Continued on next page...*

*Continued from previous page...*

Mol	Chain	Res	Type	Atoms	Z	Observed(°)	Ideal(°)
1	H	188	THR	N-CA-C	6.96	119.81	110.35
1	Z	188	THR	N-CA-C	6.96	119.81	110.35
1	a	188	THR	N-CA-C	6.96	119.81	110.35
1	U	188	THR	N-CA-C	6.95	119.80	110.35
1	Q	70	PRO	N-CA-C	6.94	122.42	111.38
1	a	70	PRO	N-CA-C	6.94	122.42	111.38
1	N	70	PRO	N-CA-C	6.93	122.40	111.38
1	J	70	PRO	N-CA-C	6.92	122.39	111.38
1	R	70	PRO	N-CA-C	6.92	122.39	111.38
1	c	70	PRO	N-CA-C	6.92	122.39	111.38
1	G	70	PRO	N-CA-C	6.92	122.38	111.38
1	V	70	PRO	N-CA-C	6.92	122.38	111.38
1	Y	70	PRO	N-CA-C	6.92	122.38	111.38
1	F	70	PRO	N-CA-C	6.91	122.37	111.38
1	E	70	PRO	N-CA-C	6.91	122.37	111.38
1	T	70	PRO	N-CA-C	6.91	122.37	111.38
1	W	70	PRO	N-CA-C	6.91	122.37	111.38
1	L	70	PRO	N-CA-C	6.91	122.36	111.38
1	X	70	PRO	N-CA-C	6.90	122.36	111.38
1	O	70	PRO	N-CA-C	6.90	122.36	111.38
1	A	70	PRO	N-CA-C	6.90	122.35	111.38
1	Z	70	PRO	N-CA-C	6.90	122.35	111.38
1	d	70	PRO	N-CA-C	6.90	122.35	111.38
1	S	70	PRO	N-CA-C	6.90	122.35	111.38
1	B	70	PRO	N-CA-C	6.90	122.35	111.38
1	D	70	PRO	N-CA-C	6.90	122.35	111.38
1	C	70	PRO	N-CA-C	6.89	122.34	111.38
1	I	70	PRO	N-CA-C	6.89	122.34	111.38
1	P	70	PRO	N-CA-C	6.89	122.33	111.38
1	U	70	PRO	N-CA-C	6.88	122.33	111.38
1	K	70	PRO	N-CA-C	6.88	122.32	111.38
1	b	70	PRO	N-CA-C	6.88	122.32	111.38
1	H	70	PRO	N-CA-C	6.88	122.31	111.38
1	M	70	PRO	N-CA-C	6.88	122.31	111.38
1	C	67	PHE	N-CA-C	6.40	122.46	109.60
1	U	67	PHE	N-CA-C	6.39	122.45	109.60
1	W	67	PHE	N-CA-C	6.39	122.44	109.60
1	L	67	PHE	N-CA-C	6.39	122.44	109.60
1	J	67	PHE	N-CA-C	6.38	122.42	109.60
1	S	67	PHE	N-CA-C	6.38	122.42	109.60
1	V	67	PHE	N-CA-C	6.38	122.42	109.60
1	X	67	PHE	N-CA-C	6.38	122.42	109.60

*Continued on next page...*

*Continued from previous page...*

Mol	Chain	Res	Type	Atoms	Z	Observed(°)	Ideal(°)
1	Y	67	PHE	N-CA-C	6.38	122.42	109.60
1	Z	67	PHE	N-CA-C	6.37	122.41	109.60
1	A	67	PHE	N-CA-C	6.37	122.41	109.60
1	O	67	PHE	N-CA-C	6.37	122.40	109.60
1	E	67	PHE	N-CA-C	6.36	122.39	109.60
1	P	67	PHE	N-CA-C	6.36	122.39	109.60
1	F	67	PHE	N-CA-C	6.36	122.38	109.60
1	H	67	PHE	N-CA-C	6.36	122.38	109.60
1	B	67	PHE	N-CA-C	6.36	122.38	109.60
1	D	67	PHE	N-CA-C	6.36	122.37	109.60
1	K	67	PHE	N-CA-C	6.36	122.38	109.60
1	a	67	PHE	N-CA-C	6.36	122.37	109.60
1	M	67	PHE	N-CA-C	6.35	122.37	109.60
1	Q	67	PHE	N-CA-C	6.35	122.36	109.60
1	T	67	PHE	N-CA-C	6.35	122.37	109.60
1	N	67	PHE	N-CA-C	6.35	122.36	109.60
1	b	67	PHE	N-CA-C	6.35	122.36	109.60
1	G	67	PHE	N-CA-C	6.35	122.36	109.60
1	c	67	PHE	N-CA-C	6.34	122.35	109.60
1	R	67	PHE	N-CA-C	6.34	122.34	109.60
1	d	67	PHE	N-CA-C	6.34	122.34	109.60
1	I	67	PHE	N-CA-C	6.34	122.34	109.60
1	Q	152	ASN	N-CA-C	6.21	124.03	110.80
1	E	152	ASN	N-CA-C	6.21	124.03	110.80
1	Y	152	ASN	N-CA-C	6.20	124.01	110.80
1	N	152	ASN	N-CA-C	6.20	124.01	110.80
1	c	152	ASN	N-CA-C	6.20	124.01	110.80
1	d	152	ASN	N-CA-C	6.20	124.01	110.80
1	O	152	ASN	N-CA-C	6.20	124.01	110.80
1	X	152	ASN	N-CA-C	6.20	124.01	110.80
1	V	152	ASN	N-CA-C	6.20	124.00	110.80
1	M	152	ASN	N-CA-C	6.20	124.00	110.80
1	W	152	ASN	N-CA-C	6.20	124.00	110.80
1	a	152	ASN	N-CA-C	6.20	124.00	110.80
1	F	152	ASN	N-CA-C	6.19	123.99	110.80
1	P	152	ASN	N-CA-C	6.19	123.99	110.80
1	H	152	ASN	N-CA-C	6.19	123.98	110.80
1	R	152	ASN	N-CA-C	6.18	123.97	110.80
1	J	152	ASN	N-CA-C	6.18	123.97	110.80
1	Z	152	ASN	N-CA-C	6.18	123.97	110.80
1	b	152	ASN	N-CA-C	6.18	123.96	110.80
1	B	152	ASN	N-CA-C	6.18	123.96	110.80

*Continued on next page...*

*Continued from previous page...*

Mol	Chain	Res	Type	Atoms	Z	Observed(°)	Ideal(°)
1	I	152	ASN	N-CA-C	6.18	123.96	110.80
1	S	152	ASN	N-CA-C	6.18	123.96	110.80
1	G	152	ASN	N-CA-C	6.18	123.95	110.80
1	A	152	ASN	N-CA-C	6.17	123.95	110.80
1	C	152	ASN	N-CA-C	6.17	123.95	110.80
1	L	152	ASN	N-CA-C	6.17	123.94	110.80
1	T	152	ASN	N-CA-C	6.17	123.94	110.80
1	U	152	ASN	N-CA-C	6.17	123.93	110.80
1	K	152	ASN	N-CA-C	6.17	123.93	110.80
1	B	189	LYS	N-CA-C	6.16	118.49	108.63
1	Q	189	LYS	N-CA-C	6.16	118.49	108.63
1	A	189	LYS	N-CA-C	6.16	118.48	108.63
1	D	152	ASN	N-CA-C	6.14	123.89	110.80
1	R	189	LYS	N-CA-C	6.14	118.46	108.63
1	G	189	LYS	N-CA-C	6.14	118.45	108.63
1	c	189	LYS	N-CA-C	6.14	118.45	108.63
1	C	189	LYS	N-CA-C	6.12	118.43	108.63
1	I	189	LYS	N-CA-C	6.12	118.42	108.63
1	M	34	LEU	CB-CA-C	-6.12	102.05	111.66
1	d	189	LYS	N-CA-C	6.12	118.42	108.63
1	V	189	LYS	N-CA-C	6.12	118.41	108.63
1	d	34	LEU	CB-CA-C	-6.12	102.06	111.66
1	U	189	LYS	N-CA-C	6.11	118.41	108.63
1	Z	189	LYS	N-CA-C	6.11	118.41	108.63
1	F	189	LYS	N-CA-C	6.11	118.41	108.63
1	M	189	LYS	N-CA-C	6.11	118.41	108.63
1	T	189	LYS	N-CA-C	6.11	118.41	108.63
1	N	34	LEU	CB-CA-C	-6.11	102.07	111.66
1	H	189	LYS	N-CA-C	6.11	118.40	108.63
1	b	189	LYS	N-CA-C	6.11	118.40	108.63
1	P	189	LYS	N-CA-C	6.11	118.40	108.63
1	W	189	LYS	N-CA-C	6.11	118.40	108.63
1	Z	34	LEU	CB-CA-C	-6.11	102.08	111.66
1	X	189	LYS	N-CA-C	6.10	118.40	108.63
1	b	34	LEU	CB-CA-C	-6.10	102.08	111.66
1	D	189	LYS	N-CA-C	6.10	118.39	108.63
1	L	34	LEU	CB-CA-C	-6.10	102.08	111.66
1	N	189	LYS	N-CA-C	6.10	118.39	108.63
1	a	189	LYS	N-CA-C	6.10	118.39	108.63
1	J	34	LEU	CB-CA-C	-6.10	102.08	111.66
1	O	34	LEU	CB-CA-C	-6.09	102.09	111.66
1	K	189	LYS	N-CA-C	6.09	118.38	108.63

*Continued on next page...*



*Continued from previous page...*

Mol	Chain	Res	Type	Atoms	Z	Observed(°)	Ideal(°)
1	V	34	LEU	CB-CA-C	-6.09	102.10	111.66
1	X	34	LEU	CB-CA-C	-6.09	102.09	111.66
1	c	34	LEU	CB-CA-C	-6.09	102.09	111.66
1	K	34	LEU	CB-CA-C	-6.09	102.10	111.66
1	Y	189	LYS	N-CA-C	6.09	118.38	108.63
1	O	189	LYS	N-CA-C	6.09	118.37	108.63
1	H	34	LEU	CB-CA-C	-6.09	102.10	111.66
1	W	34	LEU	CB-CA-C	-6.09	102.10	111.66
1	B	34	LEU	CB-CA-C	-6.08	102.11	111.66
1	G	34	LEU	CB-CA-C	-6.08	102.11	111.66
1	E	189	LYS	N-CA-C	6.08	118.36	108.63
1	J	189	LYS	N-CA-C	6.08	118.36	108.63
1	T	34	LEU	CB-CA-C	-6.08	102.12	111.66
1	Y	34	LEU	CB-CA-C	-6.07	102.12	111.66
1	D	34	LEU	CB-CA-C	-6.07	102.13	111.66
1	L	189	LYS	N-CA-C	6.07	118.35	108.63
1	F	34	LEU	CB-CA-C	-6.07	102.13	111.66
1	I	34	LEU	CB-CA-C	-6.07	102.13	111.66
1	R	34	LEU	CB-CA-C	-6.07	102.13	111.66
1	S	189	LYS	N-CA-C	6.07	118.34	108.63
1	C	34	LEU	CB-CA-C	-6.07	102.13	111.66
1	E	34	LEU	CB-CA-C	-6.05	102.15	111.66
1	Q	34	LEU	CB-CA-C	-6.05	102.15	111.66
1	S	34	LEU	CB-CA-C	-6.05	102.16	111.66
1	a	34	LEU	CB-CA-C	-6.05	102.17	111.66
1	P	34	LEU	CB-CA-C	-6.04	102.17	111.66
1	A	34	LEU	CB-CA-C	-6.04	102.18	111.66
1	U	34	LEU	CB-CA-C	-6.02	102.21	111.66
1	X	68	PRO	CA-N-CD	-5.96	103.65	112.00
1	R	68	PRO	CA-N-CD	-5.96	103.65	112.00
1	E	68	PRO	CA-N-CD	-5.96	103.66	112.00
1	S	68	PRO	CA-N-CD	-5.96	103.66	112.00
1	M	68	PRO	CA-N-CD	-5.96	103.66	112.00
1	N	68	PRO	CA-N-CD	-5.95	103.67	112.00
1	W	68	PRO	CA-N-CD	-5.95	103.67	112.00
1	Z	68	PRO	CA-N-CD	-5.95	103.68	112.00
1	K	68	PRO	CA-N-CD	-5.94	103.68	112.00
1	Q	68	PRO	CA-N-CD	-5.94	103.68	112.00
1	U	68	PRO	CA-N-CD	-5.94	103.69	112.00
1	Y	68	PRO	CA-N-CD	-5.94	103.69	112.00
1	G	68	PRO	CA-N-CD	-5.93	103.69	112.00
1	a	68	PRO	CA-N-CD	-5.93	103.70	112.00

*Continued on next page...*



*Continued from previous page...*

Mol	Chain	Res	Type	Atoms	Z	Observed(°)	Ideal(°)
1	P	68	PRO	CA-N-CD	-5.93	103.70	112.00
1	B	68	PRO	CA-N-CD	-5.93	103.70	112.00
1	T	68	PRO	CA-N-CD	-5.92	103.71	112.00
1	D	68	PRO	CA-N-CD	-5.92	103.72	112.00
1	H	68	PRO	CA-N-CD	-5.92	103.72	112.00
1	I	68	PRO	CA-N-CD	-5.92	103.72	112.00
1	C	68	PRO	CA-N-CD	-5.92	103.72	112.00
1	A	68	PRO	CA-N-CD	-5.91	103.73	112.00
1	F	68	PRO	CA-N-CD	-5.91	103.73	112.00
1	V	68	PRO	CA-N-CD	-5.90	103.74	112.00
1	Q	79	LYS	N-CA-C	-5.90	104.85	111.28
1	c	68	PRO	CA-N-CD	-5.89	103.75	112.00
1	W	79	LYS	N-CA-C	-5.89	104.86	111.28
1	b	68	PRO	CA-N-CD	-5.89	103.76	112.00
1	J	68	PRO	CA-N-CD	-5.89	103.76	112.00
1	P	100	LYS	N-CA-C	5.89	118.11	108.52
1	R	100	LYS	N-CA-C	5.88	118.11	108.52
1	W	100	LYS	N-CA-C	5.88	118.11	108.52
1	I	100	LYS	N-CA-C	5.88	118.11	108.52
1	E	100	LYS	N-CA-C	5.88	118.11	108.52
1	O	68	PRO	CA-N-CD	-5.88	103.77	112.00
1	D	100	LYS	N-CA-C	5.88	118.10	108.52
1	S	100	LYS	N-CA-C	5.88	118.10	108.52
1	c	100	LYS	N-CA-C	5.87	118.09	108.52
1	H	100	LYS	N-CA-C	5.87	118.09	108.52
1	S	79	LYS	N-CA-C	-5.87	104.88	111.28
1	L	68	PRO	CA-N-CD	-5.87	103.79	112.00
1	a	100	LYS	N-CA-C	5.87	118.08	108.52
1	F	100	LYS	N-CA-C	5.86	118.08	108.52
1	b	79	LYS	N-CA-C	-5.86	104.89	111.28
1	B	79	LYS	N-CA-C	-5.86	104.89	111.28
1	L	79	LYS	N-CA-C	-5.86	104.90	111.28
1	I	79	LYS	N-CA-C	-5.85	104.90	111.28
1	d	100	LYS	N-CA-C	5.85	118.06	108.52
1	c	79	LYS	N-CA-C	-5.85	104.91	111.28
1	K	79	LYS	N-CA-C	-5.85	104.91	111.28
1	A	79	LYS	N-CA-C	-5.84	104.91	111.28
1	C	100	LYS	N-CA-C	5.84	118.04	108.52
1	G	100	LYS	N-CA-C	5.84	118.03	108.52
1	R	79	LYS	N-CA-C	-5.84	104.92	111.28
1	U	100	LYS	N-CA-C	5.84	118.03	108.52
1	K	100	LYS	N-CA-C	5.83	118.03	108.52

*Continued on next page...*

*Continued from previous page...*

Mol	Chain	Res	Type	Atoms	Z	Observed(°)	Ideal(°)
1	a	79	LYS	N-CA-C	-5.83	104.92	111.28
1	E	79	LYS	N-CA-C	-5.83	104.92	111.28
1	b	100	LYS	N-CA-C	5.83	118.03	108.52
1	V	79	LYS	N-CA-C	-5.83	104.93	111.28
1	J	100	LYS	N-CA-C	5.83	118.02	108.52
1	O	79	LYS	N-CA-C	-5.83	104.93	111.28
1	P	79	LYS	N-CA-C	-5.83	104.93	111.28
1	Z	100	LYS	N-CA-C	5.82	118.01	108.52
1	M	100	LYS	N-CA-C	5.82	118.01	108.52
1	T	100	LYS	N-CA-C	5.82	118.01	108.52
1	d	79	LYS	N-CA-C	-5.82	104.94	111.28
1	O	100	LYS	N-CA-C	5.82	118.00	108.52
1	H	79	LYS	N-CA-C	-5.82	104.94	111.28
1	N	100	LYS	N-CA-C	5.81	118.00	108.52
1	d	68	PRO	CA-N-CD	-5.81	103.86	112.00
1	A	100	LYS	N-CA-C	5.81	118.00	108.52
1	G	79	LYS	N-CA-C	-5.81	104.94	111.28
1	L	100	LYS	N-CA-C	5.81	118.00	108.52
1	D	79	LYS	N-CA-C	-5.81	104.95	111.28
1	J	79	LYS	N-CA-C	-5.81	104.95	111.28
1	X	100	LYS	N-CA-C	5.81	117.99	108.52
1	B	100	LYS	N-CA-C	5.81	117.99	108.52
1	Y	100	LYS	N-CA-C	5.81	117.98	108.52
1	C	79	LYS	N-CA-C	-5.80	104.95	111.28
1	X	79	LYS	N-CA-C	-5.80	104.95	111.28
1	N	79	LYS	N-CA-C	-5.80	104.96	111.28
1	M	79	LYS	N-CA-C	-5.80	104.96	111.28
1	F	79	LYS	N-CA-C	-5.80	104.96	111.28
1	T	79	LYS	N-CA-C	-5.80	104.96	111.28
1	Q	100	LYS	N-CA-C	5.80	117.97	108.52
1	Z	79	LYS	N-CA-C	-5.79	104.96	111.28
1	V	100	LYS	N-CA-C	5.79	117.96	108.52
1	U	79	LYS	N-CA-C	-5.79	104.97	111.28
1	Y	79	LYS	N-CA-C	-5.79	104.97	111.28
1	Y	144	LEU	CB-CA-C	5.76	115.53	109.83
1	G	144	LEU	CB-CA-C	5.74	115.52	109.83
1	b	144	LEU	CB-CA-C	5.71	115.49	109.83
1	A	144	LEU	CB-CA-C	5.68	115.45	109.83
1	F	144	LEU	CB-CA-C	5.68	115.45	109.83
1	Z	144	LEU	CB-CA-C	5.67	115.45	109.83
1	V	144	LEU	CB-CA-C	5.67	115.45	109.83
1	L	144	LEU	CB-CA-C	5.66	115.44	109.83

*Continued on next page...*

*Continued from previous page...*

Mol	Chain	Res	Type	Atoms	Z	Observed(°)	Ideal(°)
1	R	144	LEU	CB-CA-C	5.66	115.44	109.83
1	I	144	LEU	CB-CA-C	5.66	115.43	109.83
1	M	144	LEU	CB-CA-C	5.66	115.43	109.83
1	D	144	LEU	CB-CA-C	5.65	115.42	109.83
1	N	144	LEU	CB-CA-C	5.65	115.42	109.83
1	Q	144	LEU	CB-CA-C	5.65	115.42	109.83
1	X	144	LEU	CB-CA-C	5.64	115.42	109.83
1	H	144	LEU	CB-CA-C	5.64	115.42	109.83
1	P	144	LEU	CB-CA-C	5.64	115.42	109.83
1	O	144	LEU	CB-CA-C	5.64	115.41	109.83
1	U	144	LEU	CB-CA-C	5.63	115.40	109.83
1	a	144	LEU	CB-CA-C	5.63	115.40	109.83
1	S	144	LEU	CB-CA-C	5.62	115.40	109.83
1	W	144	LEU	CB-CA-C	5.62	115.40	109.83
1	E	144	LEU	CB-CA-C	5.62	115.39	109.83
1	B	144	LEU	CB-CA-C	5.62	115.39	109.83
1	K	144	LEU	CB-CA-C	5.61	115.39	109.83
1	d	144	LEU	CB-CA-C	5.60	115.38	109.83
1	J	144	LEU	CB-CA-C	5.60	115.37	109.83
1	c	144	LEU	CB-CA-C	5.59	115.37	109.83
1	T	144	LEU	CB-CA-C	5.59	115.36	109.83
1	C	144	LEU	CB-CA-C	5.58	115.35	109.83
1	P	223	GLU	N-CA-CB	-5.26	102.45	110.45
1	Z	223	GLU	N-CA-CB	-5.24	102.48	110.45
1	c	223	GLU	N-CA-CB	-5.23	102.50	110.45
1	F	223	GLU	N-CA-CB	-5.22	102.52	110.45
1	G	223	GLU	N-CA-CB	-5.22	102.52	110.45
1	B	223	GLU	N-CA-CB	-5.22	102.52	110.45
1	D	223	GLU	N-CA-CB	-5.21	102.52	110.45
1	Y	223	GLU	N-CA-CB	-5.21	102.53	110.45
1	a	223	GLU	N-CA-CB	-5.21	102.53	110.45
1	S	223	GLU	N-CA-CB	-5.21	102.54	110.45
1	R	223	GLU	N-CA-CB	-5.21	102.54	110.45
1	V	223	GLU	N-CA-CB	-5.20	102.55	110.45
1	U	223	GLU	N-CA-CB	-5.19	102.56	110.45
1	A	223	GLU	N-CA-CB	-5.19	102.56	110.45
1	M	223	GLU	N-CA-CB	-5.19	102.56	110.45
1	I	223	GLU	N-CA-CB	-5.19	102.56	110.45
1	N	223	GLU	N-CA-CB	-5.19	102.56	110.45
1	K	223	GLU	N-CA-CB	-5.18	102.57	110.45
1	H	223	GLU	N-CA-CB	-5.18	102.58	110.45
1	O	223	GLU	N-CA-CB	-5.18	102.58	110.45

*Continued on next page...*

*Continued from previous page...*

Mol	Chain	Res	Type	Atoms	Z	Observed(°)	Ideal(°)
1	T	223	GLU	N-CA-CB	-5.18	102.58	110.45
1	d	223	GLU	N-CA-CB	-5.18	102.58	110.45
1	J	223	GLU	N-CA-CB	-5.17	102.59	110.45
1	C	223	GLU	N-CA-CB	-5.17	102.59	110.45
1	Q	223	GLU	N-CA-CB	-5.16	102.60	110.45
1	L	223	GLU	N-CA-CB	-5.16	102.61	110.45
1	b	223	GLU	N-CA-CB	-5.15	102.62	110.45
1	E	223	GLU	N-CA-CB	-5.15	102.62	110.45
1	W	223	GLU	N-CA-CB	-5.14	102.64	110.45
1	X	223	GLU	N-CA-CB	-5.12	102.66	110.45
1	C	66	GLN	N-CA-C	5.05	117.62	110.50
1	a	66	GLN	N-CA-C	5.05	117.62	110.50
1	D	36	LEU	N-CA-CB	-5.04	102.06	110.23
1	W	66	GLN	N-CA-C	5.04	117.61	110.50
1	a	36	LEU	N-CA-CB	-5.04	102.07	110.23
1	b	36	LEU	N-CA-CB	-5.04	102.07	110.23
1	V	66	GLN	N-CA-C	5.04	117.60	110.50
1	N	36	LEU	N-CA-CB	-5.03	102.08	110.23
1	U	36	LEU	N-CA-CB	-5.03	102.08	110.23
1	F	36	LEU	N-CA-CB	-5.03	102.09	110.23
1	c	66	GLN	N-CA-C	5.03	117.59	110.50
1	Q	66	GLN	N-CA-C	5.03	117.59	110.50
1	B	66	GLN	N-CA-C	5.02	117.58	110.50
1	Z	66	GLN	N-CA-C	5.02	117.58	110.50
1	I	36	LEU	N-CA-CB	-5.02	102.09	110.23
1	I	66	GLN	N-CA-C	5.02	117.58	110.50
1	U	66	GLN	N-CA-C	5.02	117.58	110.50
1	X	36	LEU	N-CA-CB	-5.02	102.09	110.23
1	G	66	GLN	N-CA-C	5.02	117.58	110.50
1	N	66	GLN	N-CA-C	5.02	117.58	110.50
1	b	66	GLN	N-CA-C	5.02	117.58	110.50
1	D	66	GLN	N-CA-C	5.02	117.58	110.50
1	F	66	GLN	N-CA-C	5.02	117.57	110.50
1	C	36	LEU	N-CA-CB	-5.02	102.10	110.23
1	O	66	GLN	N-CA-C	5.01	117.57	110.50
1	R	66	GLN	N-CA-C	5.01	117.57	110.50
1	T	36	LEU	N-CA-CB	-5.01	102.11	110.23
1	A	66	GLN	N-CA-C	5.01	117.56	110.50
1	T	66	GLN	N-CA-C	5.01	117.57	110.50
1	d	66	GLN	N-CA-C	5.01	117.56	110.50
1	P	36	LEU	N-CA-CB	-5.01	102.12	110.23
1	P	66	GLN	N-CA-C	5.01	117.56	110.50

*Continued on next page...*

*Continued from previous page...*

Mol	Chain	Res	Type	Atoms	Z	Observed(°)	Ideal(°)
1	S	66	GLN	N-CA-C	5.01	117.56	110.50
1	V	36	LEU	N-CA-CB	-5.01	102.11	110.23
1	d	36	LEU	N-CA-CB	-5.01	102.12	110.23
1	X	66	GLN	N-CA-C	5.01	117.56	110.50
1	W	36	LEU	N-CA-CB	-5.01	102.12	110.23
1	K	66	GLN	N-CA-C	5.00	117.56	110.50
1	Z	36	LEU	N-CA-CB	-5.00	102.12	110.23
1	c	36	LEU	N-CA-CB	-5.00	102.13	110.23
1	L	36	LEU	N-CA-CB	-5.00	102.13	110.23

There are no chirality outliers.

All (60) planarity outliers are listed below:

Mol	Chain	Res	Type	Group
1	A	151	ARG	Sidechain
1	A	7	ARG	Sidechain
1	B	151	ARG	Sidechain
1	B	7	ARG	Sidechain
1	C	151	ARG	Sidechain
1	C	7	ARG	Sidechain
1	D	151	ARG	Sidechain
1	D	7	ARG	Sidechain
1	E	151	ARG	Sidechain
1	E	7	ARG	Sidechain
1	F	151	ARG	Sidechain
1	F	7	ARG	Sidechain
1	G	151	ARG	Sidechain
1	G	7	ARG	Sidechain
1	H	151	ARG	Sidechain
1	H	7	ARG	Sidechain
1	I	151	ARG	Sidechain
1	I	7	ARG	Sidechain
1	J	151	ARG	Sidechain
1	J	7	ARG	Sidechain
1	K	151	ARG	Sidechain
1	K	7	ARG	Sidechain
1	L	151	ARG	Sidechain
1	L	7	ARG	Sidechain
1	M	151	ARG	Sidechain
1	M	7	ARG	Sidechain
1	N	151	ARG	Sidechain
1	N	7	ARG	Sidechain

*Continued on next page...*

*Continued from previous page...*

Mol	Chain	Res	Type	Group
1	O	151	ARG	Sidechain
1	O	7	ARG	Sidechain
1	P	151	ARG	Sidechain
1	P	7	ARG	Sidechain
1	Q	151	ARG	Sidechain
1	Q	7	ARG	Sidechain
1	R	151	ARG	Sidechain
1	R	7	ARG	Sidechain
1	S	151	ARG	Sidechain
1	S	7	ARG	Sidechain
1	T	151	ARG	Sidechain
1	T	7	ARG	Sidechain
1	U	151	ARG	Sidechain
1	U	7	ARG	Sidechain
1	V	151	ARG	Sidechain
1	V	7	ARG	Sidechain
1	W	151	ARG	Sidechain
1	W	7	ARG	Sidechain
1	X	151	ARG	Sidechain
1	X	7	ARG	Sidechain
1	Y	151	ARG	Sidechain
1	Y	7	ARG	Sidechain
1	Z	151	ARG	Sidechain
1	Z	7	ARG	Sidechain
1	a	151	ARG	Sidechain
1	a	7	ARG	Sidechain
1	b	151	ARG	Sidechain
1	b	7	ARG	Sidechain
1	c	151	ARG	Sidechain
1	c	7	ARG	Sidechain
1	d	151	ARG	Sidechain
1	d	7	ARG	Sidechain

## 5.2 Too-close contacts

In the following table, the Non-H and H(model) columns list the number of non-hydrogen atoms and hydrogen atoms in the chain respectively. The H(added) column lists the number of hydrogen atoms added and optimized by MolProbity. The Clashes column lists the number of clashes within the asymmetric unit, whereas Symm-Clashes lists symmetry-related clashes.

Mol	Chain	Non-H	H(model)	H(added)	Clashes	Symm-Clashes
1	A	1918	0	1955	84	0

*Continued on next page...*

*Continued from previous page...*

Mol	Chain	Non-H	H(model)	H(added)	Clashes	Symm-Clashes
1	B	1918	0	1955	89	0
1	C	1918	0	1955	85	0
1	D	1918	0	1955	84	0
1	E	1918	0	1955	88	0
1	F	1918	0	1955	83	0
1	G	1918	0	1955	85	0
1	H	1918	0	1955	86	0
1	I	1918	0	1955	89	0
1	J	1918	0	1955	86	0
1	K	1918	0	1955	86	0
1	L	1918	0	1955	86	0
1	M	1918	0	1955	85	0
1	N	1918	0	1955	88	0
1	O	1918	0	1955	90	0
1	P	1918	0	1955	84	0
1	Q	1918	0	1955	87	0
1	R	1918	0	1955	87	0
1	S	1918	0	1955	87	0
1	T	1918	0	1955	86	0
1	U	1918	0	1955	86	0
1	V	1918	0	1955	88	0
1	W	1918	0	1955	84	0
1	X	1918	0	1955	86	0
1	Y	1918	0	1955	84	0
1	Z	1918	0	1955	82	0
1	a	1918	0	1955	86	0
1	b	1918	0	1955	83	0
1	c	1918	0	1955	86	0
1	d	1918	0	1955	84	0
All	All	57540	0	58650	2429	0

The all-atom clashscore is defined as the number of clashes found per 1000 atoms (including hydrogen atoms). The all-atom clashscore for this structure is 21.

All (2429) close contacts within the same asymmetric unit are listed below, sorted by their clash magnitude.

Atom-1	Atom-2	Interatomic distance (Å)	Clash overlap (Å)
1:L:143:VAL:O	1:L:144:LEU:HG	1.38	1.22
1:U:143:VAL:O	1:U:144:LEU:HG	1.38	1.22
1:V:143:VAL:O	1:V:144:LEU:HG	1.38	1.22
1:W:143:VAL:O	1:W:144:LEU:HG	1.38	1.22

*Continued on next page...*

*Continued from previous page...*

Atom-1	Atom-2	Interatomic distance (Å)	Clash overlap (Å)
1:M:143:VAL:O	1:M:144:LEU:HG	1.38	1.22
1:N:143:VAL:O	1:N:144:LEU:HG	1.38	1.21
1:X:143:VAL:O	1:X:144:LEU:HG	1.38	1.21
1:O:143:VAL:O	1:O:144:LEU:HG	1.38	1.21
1:Y:143:VAL:O	1:Y:144:LEU:HG	1.38	1.21
1:P:143:VAL:O	1:P:144:LEU:HG	1.38	1.20
1:Z:143:VAL:O	1:Z:144:LEU:HG	1.38	1.20
1:Q:143:VAL:O	1:Q:144:LEU:HG	1.38	1.19
1:a:143:VAL:O	1:a:144:LEU:HG	1.38	1.19
1:R:143:VAL:O	1:R:144:LEU:HG	1.38	1.18
1:C:143:VAL:O	1:C:144:LEU:HG	1.38	1.18
1:I:143:VAL:O	1:I:144:LEU:HG	1.38	1.18
1:J:143:VAL:O	1:J:144:LEU:HG	1.38	1.18
1:K:143:VAL:O	1:K:144:LEU:HG	1.38	1.18
1:T:143:VAL:O	1:T:144:LEU:HG	1.38	1.18
1:A:143:VAL:O	1:A:144:LEU:HG	1.38	1.18
1:B:143:VAL:O	1:B:144:LEU:HG	1.38	1.18
1:b:143:VAL:O	1:b:144:LEU:HG	1.38	1.18
1:d:143:VAL:O	1:d:144:LEU:HG	1.38	1.18
1:D:143:VAL:O	1:D:144:LEU:HG	1.38	1.18
1:E:143:VAL:O	1:E:144:LEU:HG	1.38	1.18
1:H:143:VAL:O	1:H:144:LEU:HG	1.38	1.18
1:S:143:VAL:O	1:S:144:LEU:HG	1.38	1.18
1:G:143:VAL:O	1:G:144:LEU:HG	1.38	1.18
1:c:143:VAL:O	1:c:144:LEU:HG	1.38	1.17
1:F:143:VAL:O	1:F:144:LEU:HG	1.38	1.17
1:X:36:LEU:HD23	1:X:155:LEU:HD21	1.45	0.97
1:b:36:LEU:HD23	1:b:155:LEU:HD21	1.46	0.97
1:Y:36:LEU:HD23	1:Y:155:LEU:HD21	1.46	0.97
1:a:36:LEU:HD23	1:a:155:LEU:HD21	1.46	0.97
1:U:36:LEU:HD23	1:U:155:LEU:HD21	1.46	0.97
1:A:36:LEU:HD23	1:A:155:LEU:HD21	1.46	0.96
1:I:36:LEU:HD23	1:I:155:LEU:HD21	1.46	0.96
1:H:36:LEU:HD23	1:H:155:LEU:HD21	1.46	0.96
1:S:36:LEU:HD23	1:S:155:LEU:HD21	1.46	0.96
1:J:36:LEU:HD23	1:J:155:LEU:HD21	1.46	0.96
1:R:36:LEU:HD23	1:R:155:LEU:HD21	1.46	0.96
1:T:36:LEU:HD23	1:T:155:LEU:HD21	1.46	0.96
1:V:36:LEU:HD23	1:V:155:LEU:HD21	1.46	0.96
1:d:36:LEU:HD23	1:d:155:LEU:HD21	1.46	0.96
1:K:36:LEU:HD23	1:K:155:LEU:HD21	1.46	0.95

*Continued on next page...*



*Continued from previous page...*

Atom-1	Atom-2	Interatomic distance (Å)	Clash overlap (Å)
1:X:71:VAL:HB	1:X:124:ASP:HB2	1.48	0.95
1:B:36:LEU:HD23	1:B:155:LEU:HD21	1.46	0.95
1:G:36:LEU:HD23	1:G:155:LEU:HD21	1.46	0.95
1:L:36:LEU:HD23	1:L:155:LEU:HD21	1.46	0.95
1:Z:71:VAL:HB	1:Z:124:ASP:HB2	1.49	0.95
1:Y:71:VAL:HB	1:Y:124:ASP:HB2	1.49	0.95
1:Q:36:LEU:HD23	1:Q:155:LEU:HD21	1.46	0.95
1:U:71:VAL:HB	1:U:124:ASP:HB2	1.49	0.95
1:W:36:LEU:HD23	1:W:155:LEU:HD21	1.46	0.95
1:W:71:VAL:HB	1:W:124:ASP:HB2	1.49	0.95
1:c:36:LEU:HD23	1:c:155:LEU:HD21	1.46	0.95
1:L:71:VAL:HB	1:L:124:ASP:HB2	1.49	0.95
1:V:71:VAL:HB	1:V:124:ASP:HB2	1.49	0.95
1:a:71:VAL:HB	1:a:124:ASP:HB2	1.49	0.95
1:M:71:VAL:HB	1:M:124:ASP:HB2	1.49	0.95
1:R:71:VAL:HB	1:R:124:ASP:HB2	1.48	0.95
1:b:71:VAL:HB	1:b:124:ASP:HB2	1.49	0.95
1:B:71:VAL:HB	1:B:124:ASP:HB2	1.49	0.95
1:N:36:LEU:HD23	1:N:155:LEU:HD21	1.46	0.95
1:Q:71:VAL:HB	1:Q:124:ASP:HB2	1.49	0.95
1:D:36:LEU:HD23	1:D:155:LEU:HD21	1.46	0.95
1:P:71:VAL:HB	1:P:124:ASP:HB2	1.49	0.95
1:C:71:VAL:HB	1:C:124:ASP:HB2	1.49	0.95
1:E:36:LEU:HD23	1:E:155:LEU:HD21	1.45	0.95
1:F:36:LEU:HD23	1:F:155:LEU:HD21	1.46	0.95
1:O:71:VAL:HB	1:O:124:ASP:HB2	1.49	0.95
1:P:36:LEU:HD23	1:P:155:LEU:HD21	1.46	0.95
1:c:71:VAL:HB	1:c:124:ASP:HB2	1.49	0.95
1:D:71:VAL:HB	1:D:124:ASP:HB2	1.49	0.94
1:O:36:LEU:HD23	1:O:155:LEU:HD21	1.46	0.94
1:A:71:VAL:HB	1:A:124:ASP:HB2	1.49	0.94
1:d:71:VAL:HB	1:d:124:ASP:HB2	1.49	0.94
1:S:71:VAL:HB	1:S:124:ASP:HB2	1.49	0.94
1:Z:36:LEU:HD23	1:Z:155:LEU:HD21	1.46	0.94
1:N:71:VAL:HB	1:N:124:ASP:HB2	1.49	0.94
1:E:71:VAL:HB	1:E:124:ASP:HB2	1.49	0.94
1:I:71:VAL:HB	1:I:124:ASP:HB2	1.48	0.94
1:T:71:VAL:HB	1:T:124:ASP:HB2	1.49	0.94
1:H:71:VAL:HB	1:H:124:ASP:HB2	1.49	0.94
1:J:71:VAL:HB	1:J:124:ASP:HB2	1.49	0.94
1:G:71:VAL:HB	1:G:124:ASP:HB2	1.49	0.94

*Continued on next page...*

*Continued from previous page...*

Atom-1	Atom-2	Interatomic distance (Å)	Clash overlap (Å)
1:F:71:VAL:HB	1:F:124:ASP:HB2	1.49	0.93
1:C:36:LEU:HD23	1:C:155:LEU:HD21	1.46	0.93
1:K:71:VAL:HB	1:K:124:ASP:HB2	1.49	0.93
1:M:36:LEU:HD23	1:M:155:LEU:HD21	1.46	0.93
1:N:13:VAL:HG21	1:N:78:VAL:HG21	1.61	0.83
1:P:13:VAL:HG21	1:P:78:VAL:HG21	1.61	0.83
1:W:13:VAL:HG21	1:W:78:VAL:HG21	1.61	0.83
1:L:13:VAL:HG21	1:L:78:VAL:HG21	1.61	0.83
1:R:13:VAL:HG21	1:R:78:VAL:HG21	1.61	0.83
1:U:13:VAL:HG21	1:U:78:VAL:HG21	1.61	0.83
1:Y:13:VAL:HG21	1:Y:78:VAL:HG21	1.60	0.83
1:K:13:VAL:HG21	1:K:78:VAL:HG21	1.61	0.82
1:S:13:VAL:HG21	1:S:78:VAL:HG21	1.61	0.82
1:M:13:VAL:HG21	1:M:78:VAL:HG21	1.61	0.82
1:b:13:VAL:HG21	1:b:78:VAL:HG21	1.60	0.82
1:Q:13:VAL:HG21	1:Q:78:VAL:HG21	1.60	0.82
1:V:13:VAL:HG21	1:V:78:VAL:HG21	1.61	0.82
1:I:13:VAL:HG21	1:I:78:VAL:HG21	1.61	0.82
1:Z:13:VAL:HG21	1:Z:78:VAL:HG21	1.60	0.82
1:H:13:VAL:HG21	1:H:78:VAL:HG21	1.60	0.81
1:F:13:VAL:HG21	1:F:78:VAL:HG21	1.61	0.81
1:T:13:VAL:HG21	1:T:78:VAL:HG21	1.61	0.81
1:C:13:VAL:HG21	1:C:78:VAL:HG21	1.61	0.81
1:a:13:VAL:HG21	1:a:78:VAL:HG21	1.61	0.81
1:O:13:VAL:HG21	1:O:78:VAL:HG21	1.61	0.81
1:d:13:VAL:HG21	1:d:78:VAL:HG21	1.61	0.81
1:A:13:VAL:HG21	1:A:78:VAL:HG21	1.61	0.81
1:J:13:VAL:HG21	1:J:78:VAL:HG21	1.61	0.80
1:B:13:VAL:HG21	1:B:78:VAL:HG21	1.61	0.80
1:D:13:VAL:HG21	1:D:78:VAL:HG21	1.61	0.80
1:X:13:VAL:HG21	1:X:78:VAL:HG21	1.61	0.80
1:E:128:LEU:HD21	1:E:222:ILE:HD11	1.64	0.80
1:I:128:LEU:HD21	1:I:222:ILE:HD11	1.64	0.80
1:N:128:LEU:HD21	1:N:222:ILE:HD11	1.64	0.80
1:R:128:LEU:HD21	1:R:222:ILE:HD11	1.64	0.80
1:S:128:LEU:HD21	1:S:222:ILE:HD11	1.64	0.80
1:D:128:LEU:HD21	1:D:222:ILE:HD11	1.64	0.80
1:O:128:LEU:HD21	1:O:222:ILE:HD11	1.64	0.80
1:E:13:VAL:HG21	1:E:78:VAL:HG21	1.61	0.80
1:J:128:LEU:HD21	1:J:222:ILE:HD11	1.64	0.80
1:F:128:LEU:HD21	1:F:222:ILE:HD11	1.64	0.80

*Continued on next page...*

*Continued from previous page...*

Atom-1	Atom-2	Interatomic distance (Å)	Clash overlap (Å)
1:M:128:LEU:HD21	1:M:222:ILE:HD11	1.64	0.80
1:c:13:VAL:HG21	1:c:78:VAL:HG21	1.61	0.80
1:G:13:VAL:HG21	1:G:78:VAL:HG21	1.60	0.80
1:W:128:LEU:HD21	1:W:222:ILE:HD11	1.64	0.80
1:c:128:LEU:HD21	1:c:222:ILE:HD11	1.64	0.80
1:d:128:LEU:HD21	1:d:222:ILE:HD11	1.64	0.80
1:X:128:LEU:HD21	1:X:222:ILE:HD11	1.64	0.79
1:H:128:LEU:HD21	1:H:222:ILE:HD11	1.64	0.79
1:V:128:LEU:HD21	1:V:222:ILE:HD11	1.64	0.79
1:Q:128:LEU:HD21	1:Q:222:ILE:HD11	1.64	0.79
1:A:128:LEU:HD21	1:A:222:ILE:HD11	1.64	0.79
1:T:128:LEU:HD21	1:T:222:ILE:HD11	1.64	0.79
1:K:128:LEU:HD21	1:K:222:ILE:HD11	1.64	0.79
1:C:128:LEU:HD21	1:C:222:ILE:HD11	1.64	0.79
1:G:34:LEU:HD11	1:G:123:VAL:HG21	1.65	0.79
1:I:34:LEU:HD11	1:I:123:VAL:HG21	1.65	0.79
1:F:34:LEU:HD11	1:F:123:VAL:HG21	1.65	0.79
1:Y:128:LEU:HD21	1:Y:222:ILE:HD11	1.64	0.79
1:b:128:LEU:HD21	1:b:222:ILE:HD11	1.64	0.79
1:P:128:LEU:HD21	1:P:222:ILE:HD11	1.64	0.79
1:D:34:LEU:HD11	1:D:123:VAL:HG21	1.65	0.78
1:H:34:LEU:HD11	1:H:123:VAL:HG21	1.65	0.78
1:J:34:LEU:HD11	1:J:123:VAL:HG21	1.65	0.78
1:L:128:LEU:HD21	1:L:222:ILE:HD11	1.64	0.78
1:T:34:LEU:HD11	1:T:123:VAL:HG21	1.65	0.78
1:W:34:LEU:HD11	1:W:123:VAL:HG21	1.64	0.78
1:G:128:LEU:HD21	1:G:222:ILE:HD11	1.64	0.78
1:K:34:LEU:HD11	1:K:123:VAL:HG21	1.65	0.78
1:E:34:LEU:HD11	1:E:123:VAL:HG21	1.65	0.78
1:C:34:LEU:HD11	1:C:123:VAL:HG21	1.65	0.78
1:A:34:LEU:HD11	1:A:123:VAL:HG21	1.65	0.78
1:M:34:LEU:HD11	1:M:123:VAL:HG21	1.65	0.78
1:V:34:LEU:HD11	1:V:123:VAL:HG21	1.65	0.78
1:B:34:LEU:HD11	1:B:123:VAL:HG21	1.65	0.78
1:R:34:LEU:HD11	1:R:123:VAL:HG21	1.65	0.78
1:U:128:LEU:HD21	1:U:222:ILE:HD11	1.64	0.78
1:B:128:LEU:HD21	1:B:222:ILE:HD11	1.64	0.78
1:S:34:LEU:HD11	1:S:123:VAL:HG21	1.65	0.78
1:X:34:LEU:HD11	1:X:123:VAL:HG21	1.65	0.77
1:Z:34:LEU:HD11	1:Z:123:VAL:HG21	1.65	0.77
1:a:34:LEU:HD11	1:a:123:VAL:HG21	1.65	0.77

*Continued on next page...*

*Continued from previous page...*

Atom-1	Atom-2	Interatomic distance (Å)	Clash overlap (Å)
1:N:34:LEU:HD11	1:N:123:VAL:HG21	1.65	0.77
1:Q:34:LEU:HD11	1:Q:123:VAL:HG21	1.65	0.77
1:a:128:LEU:HD21	1:a:222:ILE:HD11	1.64	0.77
1:Z:128:LEU:HD21	1:Z:222:ILE:HD11	1.64	0.77
1:L:34:LEU:HD11	1:L:123:VAL:HG21	1.65	0.77
1:d:34:LEU:HD11	1:d:123:VAL:HG21	1.65	0.77
1:c:34:LEU:HD11	1:c:123:VAL:HG21	1.65	0.77
1:b:34:LEU:HD11	1:b:123:VAL:HG21	1.65	0.77
1:O:34:LEU:HD11	1:O:123:VAL:HG21	1.65	0.76
1:P:34:LEU:HD11	1:P:123:VAL:HG21	1.65	0.76
1:U:34:LEU:HD11	1:U:123:VAL:HG21	1.65	0.76
1:Y:34:LEU:HD11	1:Y:123:VAL:HG21	1.65	0.76
1:S:58:LEU:HD21	1:S:157:VAL:HG21	1.70	0.73
1:X:58:LEU:HD21	1:X:157:VAL:HG21	1.71	0.73
1:K:58:LEU:HD21	1:K:157:VAL:HG21	1.71	0.73
1:T:58:LEU:HD21	1:T:157:VAL:HG21	1.71	0.73
1:U:58:LEU:HD21	1:U:157:VAL:HG21	1.71	0.73
1:R:58:LEU:HD21	1:R:157:VAL:HG21	1.71	0.73
1:V:58:LEU:HD21	1:V:157:VAL:HG21	1.71	0.73
1:W:58:LEU:HD21	1:W:157:VAL:HG21	1.71	0.73
1:J:58:LEU:HD21	1:J:157:VAL:HG21	1.71	0.73
1:I:58:LEU:HD21	1:I:157:VAL:HG21	1.71	0.73
1:L:58:LEU:HD21	1:L:157:VAL:HG21	1.71	0.73
1:Y:58:LEU:HD21	1:Y:157:VAL:HG21	1.71	0.73
1:M:58:LEU:HD21	1:M:157:VAL:HG21	1.71	0.73
1:Q:58:LEU:HD21	1:Q:157:VAL:HG21	1.71	0.73
1:P:58:LEU:HD21	1:P:157:VAL:HG21	1.71	0.73
1:Z:58:LEU:HD21	1:Z:157:VAL:HG21	1.71	0.73
1:N:58:LEU:HD21	1:N:157:VAL:HG21	1.71	0.73
1:O:58:LEU:HD21	1:O:157:VAL:HG21	1.71	0.73
1:E:58:LEU:HD21	1:E:157:VAL:HG21	1.71	0.72
1:H:58:LEU:HD21	1:H:157:VAL:HG21	1.71	0.72
1:b:58:LEU:HD21	1:b:157:VAL:HG21	1.71	0.72
1:c:58:LEU:HD21	1:c:157:VAL:HG21	1.71	0.72
1:F:58:LEU:HD21	1:F:157:VAL:HG21	1.71	0.72
1:G:58:LEU:HD21	1:G:157:VAL:HG21	1.71	0.72
1:a:58:LEU:HD21	1:a:157:VAL:HG21	1.71	0.72
1:D:58:LEU:HD21	1:D:157:VAL:HG21	1.71	0.72
1:d:58:LEU:HD21	1:d:157:VAL:HG21	1.71	0.72
1:A:58:LEU:HD21	1:A:157:VAL:HG21	1.71	0.72
1:C:58:LEU:HD21	1:C:157:VAL:HG21	1.71	0.72

*Continued on next page...*

*Continued from previous page...*

Atom-1	Atom-2	Interatomic distance (Å)	Clash overlap (Å)
1:B:58:LEU:HD21	1:B:157:VAL:HG21	1.71	0.72
1:Y:143:VAL:O	1:Y:144:LEU:CG	2.31	0.69
1:A:10:LEU:HD11	1:A:218:ALA:HB2	1.75	0.69
1:E:10:LEU:HD11	1:E:218:ALA:HB2	1.75	0.69
1:Z:10:LEU:HD11	1:Z:218:ALA:HB2	1.75	0.69
1:a:10:LEU:HD11	1:a:218:ALA:HB2	1.75	0.69
1:W:10:LEU:HD11	1:W:218:ALA:HB2	1.75	0.69
1:d:10:LEU:HD11	1:d:218:ALA:HB2	1.75	0.69
1:D:10:LEU:HD11	1:D:218:ALA:HB2	1.75	0.68
1:I:10:LEU:HD11	1:I:218:ALA:HB2	1.75	0.68
1:B:10:LEU:HD11	1:B:218:ALA:HB2	1.75	0.68
1:F:10:LEU:HD11	1:F:218:ALA:HB2	1.75	0.68
1:H:10:LEU:HD11	1:H:218:ALA:HB2	1.75	0.68
1:V:10:LEU:HD11	1:V:218:ALA:HB2	1.75	0.68
1:b:10:LEU:HD11	1:b:218:ALA:HB2	1.75	0.68
1:M:10:LEU:HD11	1:M:218:ALA:HB2	1.75	0.68
1:X:143:VAL:O	1:X:144:LEU:CG	2.32	0.68
1:X:10:LEU:HD11	1:X:218:ALA:HB2	1.75	0.68
1:T:10:LEU:HD11	1:T:218:ALA:HB2	1.75	0.68
1:L:10:LEU:HD11	1:L:218:ALA:HB2	1.75	0.68
1:P:10:LEU:HD11	1:P:218:ALA:HB2	1.75	0.68
1:S:10:LEU:HD11	1:S:218:ALA:HB2	1.75	0.68
1:c:10:LEU:HD11	1:c:218:ALA:HB2	1.75	0.67
1:C:10:LEU:HD11	1:C:218:ALA:HB2	1.75	0.67
1:J:10:LEU:HD11	1:J:218:ALA:HB2	1.75	0.67
1:Y:10:LEU:HD11	1:Y:218:ALA:HB2	1.75	0.67
1:Q:10:LEU:HD11	1:Q:218:ALA:HB2	1.75	0.67
1:K:10:LEU:HD11	1:K:218:ALA:HB2	1.75	0.67
1:W:143:VAL:O	1:W:144:LEU:CG	2.31	0.67
1:G:10:LEU:HD11	1:G:218:ALA:HB2	1.75	0.67
1:N:10:LEU:HD11	1:N:218:ALA:HB2	1.75	0.67
1:X:126:GLN:NE2	1:Y:60:ASP:OD2	2.28	0.67
1:D:126:GLN:NE2	1:E:60:ASP:OD2	2.29	0.67
1:O:10:LEU:HD11	1:O:218:ALA:HB2	1.75	0.67
1:c:36:LEU:HB3	1:c:155:LEU:HD11	1.77	0.67
1:d:36:LEU:HB3	1:d:155:LEU:HD11	1.77	0.66
1:U:10:LEU:HD11	1:U:218:ALA:HB2	1.75	0.66
1:a:36:LEU:HB3	1:a:155:LEU:HD11	1.77	0.66
1:R:60:ASP:OD2	1:S:126:GLN:NE2	2.29	0.66
1:Y:36:LEU:HB3	1:Y:155:LEU:HD11	1.77	0.66
1:Z:36:LEU:HB3	1:Z:155:LEU:HD11	1.77	0.66

*Continued on next page...*

*Continued from previous page...*

Atom-1	Atom-2	Interatomic distance (Å)	Clash overlap (Å)
1:b:36:LEU:HB3	1:b:155:LEU:HD11	1.77	0.66
1:A:36:LEU:HB3	1:A:155:LEU:HD11	1.77	0.66
1:U:126:GLN:NE2	1:V:60:ASP:OD2	2.28	0.66
1:a:126:GLN:NE2	1:b:60:ASP:OD2	2.28	0.66
1:B:36:LEU:HB3	1:B:155:LEU:HD11	1.77	0.66
1:G:126:GLN:NE2	1:H:60:ASP:OD2	2.29	0.66
1:V:188:THR:HG22	1:V:189:LYS:N	2.11	0.66
1:X:36:LEU:HB3	1:X:155:LEU:HD11	1.77	0.66
1:a:36:LEU:CD2	1:a:155:LEU:HD21	2.25	0.66
1:A:60:ASP:OD2	1:d:126:GLN:NE2	2.29	0.66
1:M:188:THR:HG22	1:M:189:LYS:N	2.11	0.66
1:W:36:LEU:HB3	1:W:155:LEU:HD11	1.77	0.66
1:d:36:LEU:CD2	1:d:155:LEU:HD21	2.25	0.66
1:J:126:GLN:NE2	1:K:60:ASP:OD2	2.29	0.66
1:K:126:GLN:NE2	1:T:60:ASP:OD2	2.29	0.66
1:Q:188:THR:HG22	1:Q:189:LYS:N	2.11	0.66
1:Z:188:THR:HG22	1:Z:189:LYS:N	2.11	0.66
1:C:36:LEU:HB3	1:C:155:LEU:HD11	1.77	0.66
1:N:188:THR:HG22	1:N:189:LYS:N	2.11	0.66
1:Q:36:LEU:HB3	1:Q:155:LEU:HD11	1.77	0.66
1:R:10:LEU:HD11	1:R:218:ALA:HB2	1.75	0.66
1:V:143:VAL:O	1:V:144:LEU:CG	2.31	0.66
1:I:143:VAL:O	1:I:144:LEU:CG	2.31	0.66
1:J:36:LEU:HB3	1:J:155:LEU:HD11	1.77	0.66
1:R:188:THR:HG22	1:R:189:LYS:N	2.11	0.65
1:U:36:LEU:HB3	1:U:155:LEU:HD11	1.77	0.65
1:d:143:VAL:O	1:d:144:LEU:CG	2.31	0.65
1:D:36:LEU:HB3	1:D:155:LEU:HD11	1.77	0.65
1:E:143:VAL:O	1:E:144:LEU:CG	2.31	0.65
1:F:143:VAL:O	1:F:144:LEU:CG	2.31	0.65
1:H:126:GLN:NE2	1:I:60:ASP:OD2	2.29	0.65
1:L:126:GLN:NE2	1:U:60:ASP:OD2	2.29	0.65
1:M:60:ASP:OD2	1:N:126:GLN:NE2	2.29	0.65
1:S:36:LEU:HB3	1:S:155:LEU:HD11	1.77	0.65
1:W:188:THR:HG22	1:W:189:LYS:N	2.11	0.65
1:Y:188:THR:HG22	1:Y:189:LYS:N	2.11	0.65
1:c:126:GLN:NE2	1:d:60:ASP:OD2	2.29	0.65
1:B:126:GLN:NE2	1:C:60:ASP:OD2	2.29	0.65
1:G:143:VAL:O	1:G:144:LEU:CG	2.31	0.65
1:V:36:LEU:HB3	1:V:155:LEU:HD11	1.77	0.65
1:Y:36:LEU:CD2	1:Y:155:LEU:HD21	2.25	0.65

*Continued on next page...*

*Continued from previous page...*

Atom-1	Atom-2	Interatomic distance (Å)	Clash overlap (Å)
1:a:188:THR:HG22	1:a:189:LYS:N	2.11	0.65
1:K:188:THR:HG22	1:K:189:LYS:N	2.11	0.65
1:O:36:LEU:HB3	1:O:155:LEU:HD11	1.77	0.65
1:P:188:THR:HG22	1:P:189:LYS:N	2.11	0.65
1:T:36:LEU:HB3	1:T:155:LEU:HD11	1.77	0.65
1:E:126:GLN:NE2	1:F:60:ASP:OD2	2.30	0.65
1:H:36:LEU:HB3	1:H:155:LEU:HD11	1.77	0.65
1:H:143:VAL:O	1:H:144:LEU:CG	2.31	0.65
1:L:36:LEU:HB3	1:L:155:LEU:HD11	1.77	0.65
1:d:188:THR:HG22	1:d:189:LYS:N	2.11	0.65
1:E:36:LEU:HB3	1:E:155:LEU:HD11	1.77	0.65
1:U:188:THR:HG22	1:U:189:LYS:N	2.11	0.65
1:F:36:LEU:HB3	1:F:155:LEU:HD11	1.77	0.65
1:J:188:THR:HG22	1:J:189:LYS:N	2.11	0.65
1:M:36:LEU:HB3	1:M:155:LEU:HD11	1.77	0.65
1:D:143:VAL:O	1:D:144:LEU:CG	2.31	0.65
1:K:36:LEU:HB3	1:K:155:LEU:HD11	1.77	0.65
1:A:126:GLN:NE2	1:B:60:ASP:OD2	2.30	0.65
1:G:36:LEU:HB3	1:G:155:LEU:HD11	1.77	0.65
1:H:13:VAL:CG2	1:H:78:VAL:HG21	2.27	0.65
1:N:36:LEU:HB3	1:N:155:LEU:HD11	1.77	0.65
1:O:60:ASP:OD2	1:P:126:GLN:NE2	2.30	0.65
1:Q:60:ASP:OD2	1:R:126:GLN:NE2	2.30	0.65
1:T:188:THR:HG22	1:T:189:LYS:N	2.11	0.65
1:c:188:THR:HG22	1:c:189:LYS:N	2.11	0.65
1:L:188:THR:HG22	1:L:189:LYS:N	2.11	0.65
1:O:188:THR:HG22	1:O:189:LYS:N	2.11	0.65
1:U:13:VAL:CG2	1:U:78:VAL:HG21	2.27	0.65
1:Z:13:VAL:CG2	1:Z:78:VAL:HG21	2.27	0.65
1:b:36:LEU:CD2	1:b:155:LEU:HD21	2.25	0.65
1:A:188:THR:HG22	1:A:189:LYS:N	2.11	0.64
1:B:13:VAL:CG2	1:B:78:VAL:HG21	2.28	0.64
1:C:13:VAL:CG2	1:C:78:VAL:HG21	2.27	0.64
1:L:13:VAL:CG2	1:L:78:VAL:HG21	2.27	0.64
1:P:60:ASP:OD2	1:Q:126:GLN:NE2	2.30	0.64
1:a:13:VAL:CG2	1:a:78:VAL:HG21	2.27	0.64
1:G:13:VAL:CG2	1:G:78:VAL:HG21	2.27	0.64
1:C:143:VAL:O	1:C:144:LEU:CG	2.31	0.64
1:I:13:VAL:CG2	1:I:78:VAL:HG21	2.27	0.64
1:T:13:VAL:CG2	1:T:78:VAL:HG21	2.27	0.64
1:U:143:VAL:O	1:U:144:LEU:CG	2.31	0.64

*Continued on next page...*



*Continued from previous page...*

Atom-1	Atom-2	Interatomic distance (Å)	Clash overlap (Å)
1:V:13:VAL:CG2	1:V:78:VAL:HG21	2.27	0.64
1:Y:13:VAL:CG2	1:Y:78:VAL:HG21	2.27	0.64
1:J:143:VAL:O	1:J:144:LEU:CG	2.32	0.64
1:O:13:VAL:CG2	1:O:78:VAL:HG21	2.27	0.64
1:P:13:VAL:CG2	1:P:78:VAL:HG21	2.27	0.64
1:S:188:THR:HG22	1:S:189:LYS:N	2.11	0.64
1:W:126:GLN:NE2	1:X:60:ASP:OD2	2.30	0.64
1:A:13:VAL:CG2	1:A:78:VAL:HG21	2.27	0.64
1:A:36:LEU:CD2	1:A:155:LEU:HD21	2.25	0.64
1:R:36:LEU:HB3	1:R:155:LEU:HD11	1.77	0.64
1:S:13:VAL:CG2	1:S:78:VAL:HG21	2.27	0.64
1:X:188:THR:HG22	1:X:189:LYS:N	2.11	0.64
1:b:13:VAL:CG2	1:b:78:VAL:HG21	2.27	0.64
1:D:13:VAL:CG2	1:D:78:VAL:HG21	2.28	0.64
1:E:188:THR:HG22	1:E:189:LYS:N	2.11	0.64
1:I:36:LEU:HB3	1:I:155:LEU:HD11	1.77	0.64
1:N:36:LEU:CD2	1:N:155:LEU:HD21	2.25	0.64
1:S:60:ASP:OD2	1:T:126:GLN:NE2	2.31	0.64
1:L:60:ASP:OD2	1:M:126:GLN:NE2	2.31	0.64
1:P:36:LEU:HB3	1:P:155:LEU:HD11	1.77	0.64
1:F:13:VAL:CG2	1:F:78:VAL:HG21	2.27	0.64
1:F:188:THR:HG22	1:F:189:LYS:N	2.11	0.64
1:I:188:THR:HG22	1:I:189:LYS:N	2.11	0.64
1:K:13:VAL:CG2	1:K:78:VAL:HG21	2.27	0.64
1:Q:13:VAL:CG2	1:Q:78:VAL:HG21	2.27	0.64
1:W:36:LEU:CD2	1:W:155:LEU:HD21	2.25	0.64
1:C:126:GLN:NE2	1:D:60:ASP:OD2	2.31	0.64
1:M:13:VAL:CG2	1:M:78:VAL:HG21	2.28	0.64
1:b:188:THR:HG22	1:b:189:LYS:N	2.11	0.64
1:B:143:VAL:O	1:B:144:LEU:CG	2.31	0.64
1:C:188:THR:HG22	1:C:189:LYS:N	2.11	0.64
1:G:188:THR:HG22	1:G:189:LYS:N	2.11	0.64
1:K:143:VAL:O	1:K:144:LEU:CG	2.31	0.64
1:N:60:ASP:OD2	1:O:126:GLN:NE2	2.30	0.64
1:X:13:VAL:CG2	1:X:78:VAL:HG21	2.27	0.64
1:Z:126:GLN:NE2	1:a:60:ASP:OD2	2.31	0.64
1:D:188:THR:HG22	1:D:189:LYS:N	2.11	0.63
1:c:143:VAL:O	1:c:144:LEU:CG	2.31	0.63
1:I:126:GLN:NE2	1:J:60:ASP:OD2	2.31	0.63
1:B:188:THR:HG22	1:B:189:LYS:N	2.11	0.63
1:D:36:LEU:CD2	1:D:155:LEU:HD21	2.25	0.63

*Continued on next page...*



*Continued from previous page...*

Atom-1	Atom-2	Interatomic distance (Å)	Clash overlap (Å)
1:d:13:VAL:CG2	1:d:78:VAL:HG21	2.28	0.63
1:I:36:LEU:CD2	1:I:155:LEU:HD21	2.25	0.63
1:L:143:VAL:O	1:L:144:LEU:CG	2.31	0.63
1:C:237:LEU:HD23	1:D:146:GLN:HG3	1.80	0.63
1:J:13:VAL:CG2	1:J:78:VAL:HG21	2.27	0.63
1:H:188:THR:HG22	1:H:189:LYS:N	2.11	0.63
1:T:143:VAL:O	1:T:144:LEU:CG	2.31	0.63
1:E:13:VAL:CG2	1:E:78:VAL:HG21	2.27	0.63
1:R:13:VAL:CG2	1:R:78:VAL:HG21	2.27	0.63
1:A:143:VAL:O	1:A:144:LEU:CG	2.31	0.63
1:N:13:VAL:CG2	1:N:78:VAL:HG21	2.27	0.63
1:A:146:GLN:HG3	1:d:237:LEU:HD23	1.80	0.62
1:F:126:GLN:NE2	1:G:60:ASP:OD2	2.32	0.62
1:P:36:LEU:CD2	1:P:155:LEU:HD21	2.25	0.62
1:W:13:VAL:CG2	1:W:78:VAL:HG21	2.27	0.62
1:Z:36:LEU:CD2	1:Z:155:LEU:HD21	2.25	0.62
1:V:126:GLN:NE2	1:W:60:ASP:OD2	2.32	0.62
1:W:189:LYS:O	1:W:190:THR:HG22	1.99	0.62
1:X:189:LYS:O	1:X:190:THR:HG22	1.99	0.62
1:c:13:VAL:CG2	1:c:78:VAL:HG21	2.27	0.62
1:A:65:ASP:HB3	1:A:136:THR:HG23	1.82	0.62
1:B:65:ASP:HB3	1:B:136:THR:HG23	1.82	0.62
1:Y:126:GLN:NE2	1:Z:60:ASP:OD2	2.32	0.62
1:F:237:LEU:HD23	1:G:146:GLN:HG3	1.80	0.62
1:Y:65:ASP:HB3	1:Y:136:THR:HG23	1.82	0.62
1:d:65:ASP:HB3	1:d:136:THR:HG23	1.82	0.62
1:I:189:LYS:O	1:I:190:THR:HG22	1.99	0.62
1:Y:189:LYS:O	1:Y:190:THR:HG22	1.99	0.62
1:Z:189:LYS:O	1:Z:190:THR:HG22	1.99	0.62
1:a:65:ASP:HB3	1:a:136:THR:HG23	1.82	0.62
1:a:189:LYS:O	1:a:190:THR:HG22	1.99	0.62
1:c:65:ASP:HB3	1:c:136:THR:HG23	1.82	0.62
1:E:237:LEU:HD23	1:F:146:GLN:HG3	1.81	0.62
1:K:18:ASP:OD1	1:K:18:ASP:O	2.18	0.62
1:M:143:VAL:O	1:M:144:LEU:CG	2.32	0.62
1:S:143:VAL:O	1:S:144:LEU:CG	2.32	0.62
1:X:65:ASP:HB3	1:X:136:THR:HG23	1.82	0.62
1:Z:65:ASP:HB3	1:Z:136:THR:HG23	1.82	0.62
1:b:189:LYS:O	1:b:190:THR:HG22	1.99	0.62
1:H:189:LYS:O	1:H:190:THR:HG22	1.99	0.62
1:J:189:LYS:O	1:J:190:THR:HG22	1.99	0.62

*Continued on next page...*

*Continued from previous page...*

Atom-1	Atom-2	Interatomic distance (Å)	Clash overlap (Å)
1:V:189:LYS:O	1:V:190:THR:HG22	1.99	0.62
1:a:143:VAL:C	1:a:144:LEU:HG	2.24	0.62
1:c:189:LYS:O	1:c:190:THR:HG22	1.99	0.62
1:J:18:ASP:O	1:J:18:ASP:OD1	2.18	0.62
1:R:36:LEU:CD2	1:R:155:LEU:HD21	2.25	0.62
1:T:18:ASP:OD1	1:T:18:ASP:O	2.18	0.62
1:U:36:LEU:CD2	1:U:155:LEU:HD21	2.25	0.62
1:D:65:ASP:HB3	1:D:136:THR:HG23	1.82	0.61
1:E:189:LYS:O	1:E:190:THR:HG22	1.99	0.61
1:F:65:ASP:HB3	1:F:136:THR:HG23	1.82	0.61
1:G:36:LEU:CD2	1:G:155:LEU:HD21	2.25	0.61
1:G:65:ASP:HB3	1:G:136:THR:HG23	1.82	0.61
1:I:18:ASP:OD1	1:I:18:ASP:O	2.18	0.61
1:L:146:GLN:HG3	1:M:237:LEU:HD23	1.82	0.61
1:O:18:ASP:OD1	1:O:18:ASP:O	2.18	0.61
1:V:237:LEU:HD23	1:W:146:GLN:HG3	1.81	0.61
1:Z:143:VAL:C	1:Z:144:LEU:HG	2.24	0.61
1:c:36:LEU:CD2	1:c:155:LEU:HD21	2.25	0.61
1:C:18:ASP:OD1	1:C:18:ASP:O	2.18	0.61
1:D:18:ASP:OD1	1:D:18:ASP:O	2.18	0.61
1:E:65:ASP:HB3	1:E:136:THR:HG23	1.82	0.61
1:F:189:LYS:O	1:F:190:THR:HG22	1.99	0.61
1:G:189:LYS:O	1:G:190:THR:HG22	1.99	0.61
1:I:237:LEU:HD23	1:J:146:GLN:HG3	1.81	0.61
1:J:36:LEU:CD2	1:J:155:LEU:HD21	2.25	0.61
1:N:18:ASP:OD1	1:N:18:ASP:O	2.18	0.61
1:U:65:ASP:HB3	1:U:136:THR:HG23	1.82	0.61
1:U:189:LYS:O	1:U:190:THR:HG22	1.99	0.61
1:W:65:ASP:HB3	1:W:136:THR:HG23	1.82	0.61
1:b:65:ASP:HB3	1:b:136:THR:HG23	1.82	0.61
1:b:143:VAL:O	1:b:144:LEU:CG	2.32	0.61
1:d:189:LYS:O	1:d:190:THR:HG22	1.99	0.61
1:C:65:ASP:HB3	1:C:136:THR:HG23	1.82	0.61
1:E:18:ASP:O	1:E:18:ASP:OD1	2.18	0.61
1:L:65:ASP:HB3	1:L:136:THR:HG23	1.82	0.61
1:O:189:LYS:O	1:O:190:THR:HG22	1.99	0.61
1:P:18:ASP:O	1:P:18:ASP:OD1	2.18	0.61
1:b:126:GLN:NE2	1:c:60:ASP:OD2	2.32	0.61
1:B:18:ASP:O	1:B:18:ASP:OD1	2.18	0.61
1:D:189:LYS:O	1:D:190:THR:HG22	1.99	0.61
1:H:65:ASP:HB3	1:H:136:THR:HG23	1.82	0.61

*Continued on next page...*

*Continued from previous page...*

Atom-1	Atom-2	Interatomic distance (Å)	Clash overlap (Å)
1:L:189:LYS:O	1:L:190:THR:HG22	1.99	0.61
1:N:189:LYS:O	1:N:190:THR:HG22	1.99	0.61
1:S:18:ASP:OD1	1:S:18:ASP:O	2.18	0.61
1:S:146:GLN:HG3	1:T:237:LEU:HD23	1.81	0.61
1:U:237:LEU:HD23	1:V:146:GLN:HG3	1.82	0.61
1:Y:143:VAL:C	1:Y:144:LEU:HG	2.24	0.61
1:A:189:LYS:O	1:A:190:THR:HG22	1.99	0.61
1:B:189:LYS:O	1:B:190:THR:HG22	1.99	0.61
1:C:189:LYS:O	1:C:190:THR:HG22	1.99	0.61
1:K:189:LYS:O	1:K:190:THR:HG22	1.99	0.61
1:M:18:ASP:O	1:M:18:ASP:OD1	2.18	0.61
1:M:65:ASP:HB3	1:M:136:THR:HG23	1.82	0.61
1:N:65:ASP:HB3	1:N:136:THR:HG23	1.82	0.61
1:O:146:GLN:HG3	1:P:237:LEU:HD23	1.81	0.61
1:S:36:LEU:CD2	1:S:155:LEU:HD21	2.25	0.61
1:V:65:ASP:HB3	1:V:136:THR:HG23	1.82	0.61
1:N:146:GLN:HG3	1:O:237:LEU:HD23	1.82	0.61
1:R:143:VAL:O	1:R:144:LEU:CG	2.31	0.61
1:W:143:VAL:C	1:W:144:LEU:HG	2.24	0.61
1:X:143:VAL:C	1:X:144:LEU:HG	2.24	0.61
1:F:18:ASP:OD1	1:F:18:ASP:O	2.18	0.61
1:H:18:ASP:O	1:H:18:ASP:OD1	2.18	0.61
1:I:65:ASP:HB3	1:I:136:THR:HG23	1.82	0.61
1:O:65:ASP:HB3	1:O:136:THR:HG23	1.82	0.61
1:P:189:LYS:O	1:P:190:THR:HG22	1.99	0.61
1:H:237:LEU:HD23	1:I:146:GLN:HG3	1.81	0.61
1:L:18:ASP:OD1	1:L:18:ASP:O	2.18	0.61
1:L:237:LEU:HD23	1:U:146:GLN:HG3	1.83	0.61
1:M:189:LYS:O	1:M:190:THR:HG22	1.99	0.61
1:Q:18:ASP:OD1	1:Q:18:ASP:O	2.18	0.61
1:A:18:ASP:OD1	1:A:18:ASP:O	2.18	0.61
1:B:36:LEU:CD2	1:B:155:LEU:HD21	2.25	0.61
1:N:143:VAL:O	1:N:144:LEU:CG	2.31	0.61
1:P:65:ASP:HB3	1:P:136:THR:HG23	1.82	0.61
1:V:143:VAL:C	1:V:144:LEU:HG	2.24	0.61
1:Y:237:LEU:HD23	1:Z:146:GLN:HG3	1.81	0.61
1:c:237:LEU:HD23	1:d:146:GLN:HG3	1.82	0.61
1:B:237:LEU:HD23	1:C:146:GLN:HG3	1.82	0.60
1:J:65:ASP:HB3	1:J:136:THR:HG23	1.82	0.60
1:L:143:VAL:C	1:L:144:LEU:HG	2.24	0.60
1:Q:36:LEU:CD2	1:Q:155:LEU:HD21	2.25	0.60

*Continued on next page...*

*Continued from previous page...*

Atom-1	Atom-2	Interatomic distance (Å)	Clash overlap (Å)
1:Q:189:LYS:O	1:Q:190:THR:HG22	1.99	0.60
1:R:18:ASP:O	1:R:18:ASP:OD1	2.18	0.60
1:U:143:VAL:C	1:U:144:LEU:HG	2.24	0.60
1:Y:18:ASP:OD1	1:Y:18:ASP:O	2.18	0.60
1:K:36:LEU:CD2	1:K:155:LEU:HD21	2.25	0.60
1:K:237:LEU:HD23	1:T:146:GLN:HG3	1.82	0.60
1:M:146:GLN:HG3	1:N:237:LEU:HD23	1.83	0.60
1:T:189:LYS:O	1:T:190:THR:HG22	1.99	0.60
1:Z:18:ASP:OD1	1:Z:18:ASP:O	2.18	0.60
1:G:18:ASP:OD1	1:G:18:ASP:O	2.18	0.60
1:K:65:ASP:HB3	1:K:136:THR:HG23	1.82	0.60
1:Q:65:ASP:HB3	1:Q:136:THR:HG23	1.82	0.60
1:R:65:ASP:HB3	1:R:136:THR:HG23	1.82	0.60
1:R:189:LYS:O	1:R:190:THR:HG22	1.99	0.60
1:a:18:ASP:OD1	1:a:18:ASP:O	2.18	0.60
1:A:127:GLN:OE1	1:A:130:ARG:NH1	2.35	0.60
1:B:127:GLN:OE1	1:B:130:ARG:NH1	2.35	0.60
1:M:143:VAL:C	1:M:144:LEU:HG	2.24	0.60
1:N:127:GLN:OE1	1:N:130:ARG:NH1	2.35	0.60
1:Q:146:GLN:HG3	1:R:237:LEU:HD23	1.82	0.60
1:S:65:ASP:HB3	1:S:136:THR:HG23	1.82	0.60
1:S:127:GLN:OE1	1:S:130:ARG:NH1	2.35	0.60
1:X:18:ASP:O	1:X:18:ASP:OD1	2.18	0.60
1:Z:127:GLN:OE1	1:Z:130:ARG:NH1	2.35	0.60
1:b:237:LEU:HD23	1:c:146:GLN:HG3	1.82	0.60
1:H:36:LEU:CD2	1:H:155:LEU:HD21	2.25	0.60
1:M:127:GLN:OE1	1:M:130:ARG:NH1	2.35	0.60
1:T:127:GLN:OE1	1:T:130:ARG:NH1	2.35	0.60
1:U:18:ASP:O	1:U:18:ASP:OD1	2.18	0.60
1:Y:127:GLN:OE1	1:Y:130:ARG:NH1	2.35	0.60
1:C:127:GLN:OE1	1:C:130:ARG:NH1	2.35	0.60
1:Q:143:VAL:O	1:Q:144:LEU:CG	2.32	0.60
1:S:189:LYS:O	1:S:190:THR:HG22	1.99	0.60
1:T:36:LEU:CD2	1:T:155:LEU:HD21	2.25	0.60
1:T:65:ASP:HB3	1:T:136:THR:HG23	1.82	0.60
1:b:18:ASP:OD1	1:b:18:ASP:O	2.18	0.60
1:d:18:ASP:OD1	1:d:18:ASP:O	2.18	0.60
1:d:127:GLN:OE1	1:d:130:ARG:NH1	2.35	0.60
1:D:127:GLN:OE1	1:D:130:ARG:NH1	2.35	0.60
1:N:143:VAL:C	1:N:144:LEU:HG	2.24	0.60
1:O:127:GLN:OE1	1:O:130:ARG:NH1	2.35	0.60

*Continued on next page...*

*Continued from previous page...*

Atom-1	Atom-2	Interatomic distance (Å)	Clash overlap (Å)
1:O:143:VAL:C	1:O:144:LEU:HG	2.24	0.60
1:R:127:GLN:OE1	1:R:130:ARG:NH1	2.35	0.60
1:W:18:ASP:OD1	1:W:18:ASP:O	2.18	0.60
1:X:36:LEU:CD2	1:X:155:LEU:HD21	2.25	0.60
1:X:127:GLN:OE1	1:X:130:ARG:NH1	2.35	0.60
1:A:9:PHE:HD2	1:A:10:LEU:HD12	1.67	0.60
1:E:36:LEU:CD2	1:E:155:LEU:HD21	2.25	0.60
1:K:127:GLN:OE1	1:K:130:ARG:NH1	2.35	0.60
1:L:127:GLN:OE1	1:L:130:ARG:NH1	2.35	0.60
1:Q:9:PHE:HD2	1:Q:10:LEU:HD12	1.67	0.60
1:Q:127:GLN:OE1	1:Q:130:ARG:NH1	2.35	0.60
1:R:146:GLN:HG3	1:S:237:LEU:HD23	1.82	0.60
1:X:237:LEU:HD23	1:Y:146:GLN:HG3	1.82	0.60
1:a:127:GLN:OE1	1:a:130:ARG:NH1	2.35	0.60
1:c:127:GLN:OE1	1:c:130:ARG:NH1	2.35	0.60
1:P:127:GLN:OE1	1:P:130:ARG:NH1	2.35	0.60
1:a:237:LEU:HD23	1:b:146:GLN:HG3	1.82	0.60
1:D:9:PHE:HD2	1:D:10:LEU:HD12	1.67	0.60
1:J:127:GLN:OE1	1:J:130:ARG:NH1	2.35	0.60
1:M:36:LEU:CD2	1:M:155:LEU:HD21	2.25	0.60
1:P:143:VAL:C	1:P:144:LEU:HG	2.24	0.60
1:W:127:GLN:OE1	1:W:130:ARG:NH1	2.35	0.60
1:b:9:PHE:HD2	1:b:10:LEU:HD12	1.67	0.60
1:c:18:ASP:OD1	1:c:18:ASP:O	2.18	0.60
1:L:9:PHE:HD2	1:L:10:LEU:HD12	1.67	0.59
1:N:9:PHE:HD2	1:N:10:LEU:HD12	1.67	0.59
1:O:143:VAL:O	1:O:144:LEU:CG	2.31	0.59
1:S:9:PHE:HD2	1:S:10:LEU:HD12	1.67	0.59
1:a:143:VAL:O	1:a:144:LEU:CG	2.31	0.59
1:b:127:GLN:OE1	1:b:130:ARG:NH1	2.35	0.59
1:D:58:LEU:HD11	1:D:157:VAL:HG11	1.85	0.59
1:E:58:LEU:HD11	1:E:157:VAL:HG11	1.85	0.59
1:E:127:GLN:OE1	1:E:130:ARG:NH1	2.35	0.59
1:H:9:PHE:HD2	1:H:10:LEU:HD12	1.67	0.59
1:U:127:GLN:OE1	1:U:130:ARG:NH1	2.35	0.59
1:V:18:ASP:OD1	1:V:18:ASP:O	2.18	0.59
1:W:58:LEU:HD11	1:W:157:VAL:HG11	1.85	0.59
1:Z:237:LEU:HD23	1:a:146:GLN:HG3	1.83	0.59
1:a:9:PHE:HD2	1:a:10:LEU:HD12	1.67	0.59
1:C:58:LEU:HD11	1:C:157:VAL:HG11	1.85	0.59
1:E:9:PHE:HD2	1:E:10:LEU:HD12	1.67	0.59

*Continued on next page...*

*Continued from previous page...*

Atom-1	Atom-2	Interatomic distance (Å)	Clash overlap (Å)
1:F:58:LEU:HD11	1:F:157:VAL:HG11	1.85	0.59
1:F:127:GLN:OE1	1:F:130:ARG:NH1	2.35	0.59
1:I:127:GLN:OE1	1:I:130:ARG:NH1	2.35	0.59
1:X:9:PHE:HD2	1:X:10:LEU:HD12	1.67	0.59
1:Y:58:LEU:HD11	1:Y:157:VAL:HG11	1.85	0.59
1:d:58:LEU:HD11	1:d:157:VAL:HG11	1.85	0.59
1:A:58:LEU:HD11	1:A:157:VAL:HG11	1.85	0.59
1:F:36:LEU:CD2	1:F:155:LEU:HD21	2.25	0.59
1:J:9:PHE:HD2	1:J:10:LEU:HD12	1.67	0.59
1:P:143:VAL:O	1:P:144:LEU:CG	2.31	0.59
1:Q:143:VAL:C	1:Q:144:LEU:HG	2.24	0.59
1:W:237:LEU:HD23	1:X:146:GLN:HG3	1.84	0.59
1:X:58:LEU:HD11	1:X:157:VAL:HG11	1.85	0.59
1:b:58:LEU:HD11	1:b:157:VAL:HG11	1.85	0.59
1:c:58:LEU:HD11	1:c:157:VAL:HG11	1.85	0.59
1:G:127:GLN:OE1	1:G:130:ARG:NH1	2.35	0.59
1:O:9:PHE:HD2	1:O:10:LEU:HD12	1.67	0.59
1:P:146:GLN:HG3	1:Q:237:LEU:HD23	1.83	0.59
1:Z:58:LEU:HD11	1:Z:157:VAL:HG11	1.85	0.59
1:K:9:PHE:HD2	1:K:10:LEU:HD12	1.67	0.59
1:G:58:LEU:HD11	1:G:157:VAL:HG11	1.85	0.59
1:J:237:LEU:HD23	1:K:146:GLN:HG3	1.84	0.59
1:O:36:LEU:CD2	1:O:155:LEU:HD21	2.25	0.59
1:V:58:LEU:HD11	1:V:157:VAL:HG11	1.85	0.59
1:a:58:LEU:HD11	1:a:157:VAL:HG11	1.85	0.59
1:B:9:PHE:HD2	1:B:10:LEU:HD12	1.67	0.59
1:J:58:LEU:HD11	1:J:157:VAL:HG11	1.84	0.59
1:P:9:PHE:HD2	1:P:10:LEU:HD12	1.67	0.59
1:R:143:VAL:C	1:R:144:LEU:HG	2.24	0.59
1:V:9:PHE:HD2	1:V:10:LEU:HD12	1.67	0.59
1:V:127:GLN:OE1	1:V:130:ARG:NH1	2.35	0.59
1:Y:9:PHE:HD2	1:Y:10:LEU:HD12	1.67	0.59
1:B:58:LEU:HD11	1:B:157:VAL:HG11	1.85	0.59
1:H:127:GLN:OE1	1:H:130:ARG:NH1	2.35	0.59
1:T:9:PHE:HD2	1:T:10:LEU:HD12	1.67	0.59
1:d:9:PHE:HD2	1:d:10:LEU:HD12	1.67	0.59
1:F:9:PHE:HD2	1:F:10:LEU:HD12	1.67	0.59
1:G:9:PHE:HD2	1:G:10:LEU:HD12	1.67	0.59
1:M:58:LEU:HD11	1:M:157:VAL:HG11	1.85	0.59
1:U:58:LEU:HD11	1:U:157:VAL:HG11	1.85	0.59
1:D:237:LEU:HD23	1:E:146:GLN:HG3	1.84	0.58

*Continued on next page...*

*Continued from previous page...*

Atom-1	Atom-2	Interatomic distance (Å)	Clash overlap (Å)
1:H:58:LEU:HD11	1:H:157:VAL:HG11	1.85	0.58
1:O:58:LEU:HD11	1:O:157:VAL:HG11	1.85	0.58
1:T:58:LEU:HD11	1:T:157:VAL:HG11	1.85	0.58
1:U:9:PHE:HD2	1:U:10:LEU:HD12	1.67	0.58
1:W:9:PHE:HD2	1:W:10:LEU:HD12	1.67	0.58
1:I:58:LEU:HD11	1:I:157:VAL:HG11	1.85	0.58
1:Q:58:LEU:HD11	1:Q:157:VAL:HG11	1.85	0.58
1:R:58:LEU:HD11	1:R:157:VAL:HG11	1.85	0.58
1:S:143:VAL:C	1:S:144:LEU:HG	2.24	0.58
1:Z:143:VAL:O	1:Z:144:LEU:CG	2.31	0.58
1:c:9:PHE:HD2	1:c:10:LEU:HD12	1.67	0.58
1:I:9:PHE:HD2	1:I:10:LEU:HD12	1.67	0.58
1:K:58:LEU:HD11	1:K:157:VAL:HG11	1.85	0.58
1:L:58:LEU:HD11	1:L:157:VAL:HG11	1.85	0.58
1:N:58:LEU:HD11	1:N:157:VAL:HG11	1.85	0.58
1:P:58:LEU:HD11	1:P:157:VAL:HG11	1.85	0.58
1:S:58:LEU:HD11	1:S:157:VAL:HG11	1.85	0.58
1:G:237:LEU:HD23	1:H:146:GLN:HG3	1.84	0.58
1:T:143:VAL:C	1:T:144:LEU:HG	2.24	0.58
1:L:36:LEU:CD2	1:L:155:LEU:HD21	2.25	0.58
1:C:9:PHE:HD2	1:C:10:LEU:HD12	1.67	0.58
1:M:9:PHE:HD2	1:M:10:LEU:HD12	1.67	0.58
1:A:237:LEU:HD23	1:B:146:GLN:HG3	1.85	0.58
1:R:9:PHE:HD2	1:R:10:LEU:HD12	1.67	0.58
1:C:36:LEU:CD2	1:C:155:LEU:HD21	2.25	0.57
1:Z:9:PHE:HD2	1:Z:10:LEU:HD12	1.67	0.57
1:G:36:LEU:HD11	1:G:58:LEU:HD23	1.86	0.57
1:K:143:VAL:C	1:K:144:LEU:HG	2.24	0.57
1:G:161:LYS:HE3	1:G:163:THR:CG2	2.35	0.57
1:I:36:LEU:HD11	1:I:58:LEU:HD23	1.86	0.57
1:J:36:LEU:HD11	1:J:58:LEU:HD23	1.86	0.57
1:J:161:LYS:HE3	1:J:163:THR:CG2	2.34	0.57
1:K:36:LEU:HD11	1:K:58:LEU:HD23	1.86	0.57
1:a:161:LYS:HE3	1:a:163:THR:CG2	2.35	0.57
1:K:161:LYS:HE3	1:K:163:THR:CG2	2.35	0.57
1:Z:161:LYS:HE3	1:Z:163:THR:CG2	2.35	0.57
1:d:161:LYS:HE3	1:d:163:THR:CG2	2.35	0.57
1:C:161:LYS:HE3	1:C:163:THR:CG2	2.34	0.57
1:D:161:LYS:HE3	1:D:163:THR:CG2	2.35	0.57
1:F:161:LYS:HE3	1:F:163:THR:CG2	2.35	0.57
1:H:36:LEU:HD11	1:H:58:LEU:HD23	1.86	0.57

*Continued on next page...*



*Continued from previous page...*

Atom-1	Atom-2	Interatomic distance (Å)	Clash overlap (Å)
1:H:161:LYS:HE3	1:H:163:THR:CG2	2.35	0.57
1:J:143:VAL:C	1:J:144:LEU:HG	2.24	0.57
1:W:161:LYS:HE3	1:W:163:THR:CG2	2.35	0.57
1:F:36:LEU:HD11	1:F:58:LEU:HD23	1.86	0.57
1:T:36:LEU:HD11	1:T:58:LEU:HD23	1.86	0.57
1:E:161:LYS:HE3	1:E:163:THR:CG2	2.35	0.57
1:E:36:LEU:HD11	1:E:58:LEU:HD23	1.86	0.57
1:I:161:LYS:HE3	1:I:163:THR:CG2	2.35	0.57
1:R:36:LEU:HD11	1:R:58:LEU:HD23	1.86	0.57
1:R:161:LYS:HE3	1:R:163:THR:CG2	2.35	0.57
1:S:36:LEU:HD11	1:S:58:LEU:HD23	1.86	0.57
1:X:161:LYS:HE3	1:X:163:THR:CG2	2.35	0.57
1:Y:161:LYS:HE3	1:Y:163:THR:CG2	2.34	0.57
1:a:36:LEU:HD11	1:a:58:LEU:HD23	1.86	0.57
1:b:161:LYS:HE3	1:b:163:THR:CG2	2.35	0.57
1:A:161:LYS:HE3	1:A:163:THR:CG2	2.35	0.57
1:B:138:ASN:ND2	1:B:140:ARG:O	2.38	0.57
1:V:36:LEU:CD2	1:V:155:LEU:HD21	2.25	0.57
1:c:161:LYS:HE3	1:c:163:THR:CG2	2.35	0.57
1:F:138:ASN:ND2	1:F:140:ARG:O	2.38	0.57
1:I:143:VAL:C	1:I:144:LEU:HG	2.24	0.57
1:J:138:ASN:ND2	1:J:140:ARG:O	2.38	0.57
1:O:36:LEU:HD11	1:O:58:LEU:HD23	1.86	0.57
1:R:138:ASN:ND2	1:R:140:ARG:O	2.38	0.57
1:S:161:LYS:HE3	1:S:163:THR:CG2	2.35	0.57
1:Z:36:LEU:HD11	1:Z:58:LEU:HD23	1.86	0.57
1:b:36:LEU:HD11	1:b:58:LEU:HD23	1.86	0.57
1:D:36:LEU:HD11	1:D:58:LEU:HD23	1.86	0.56
1:L:161:LYS:HE3	1:L:163:THR:CG2	2.35	0.56
1:M:36:LEU:HD11	1:M:58:LEU:HD23	1.86	0.56
1:O:138:ASN:ND2	1:O:140:ARG:O	2.38	0.56
1:O:161:LYS:HE3	1:O:163:THR:CG2	2.35	0.56
1:P:36:LEU:HD11	1:P:58:LEU:HD23	1.87	0.56
1:Q:36:LEU:HD11	1:Q:58:LEU:HD23	1.87	0.56
1:V:113:SER:HB3	1:V:115:PHE:HE2	1.70	0.56
1:Y:36:LEU:HD11	1:Y:58:LEU:HD23	1.86	0.56
1:b:138:ASN:ND2	1:b:140:ARG:O	2.38	0.56
1:c:36:LEU:HD11	1:c:58:LEU:HD23	1.86	0.56
1:c:113:SER:HB3	1:c:115:PHE:HE2	1.70	0.56
1:c:138:ASN:ND2	1:c:140:ARG:O	2.38	0.56
1:B:113:SER:HB3	1:B:115:PHE:HE2	1.71	0.56

*Continued on next page...*



*Continued from previous page...*

Atom-1	Atom-2	Interatomic distance (Å)	Clash overlap (Å)
1:I:138:ASN:ND2	1:I:140:ARG:O	2.38	0.56
1:N:36:LEU:HD11	1:N:58:LEU:HD23	1.86	0.56
1:P:138:ASN:ND2	1:P:140:ARG:O	2.38	0.56
1:U:138:ASN:ND2	1:U:140:ARG:O	2.38	0.56
1:V:138:ASN:ND2	1:V:140:ARG:O	2.38	0.56
1:B:161:LYS:HE3	1:B:163:THR:CG2	2.34	0.56
1:C:138:ASN:ND2	1:C:140:ARG:O	2.38	0.56
1:E:138:ASN:ND2	1:E:140:ARG:O	2.38	0.56
1:F:113:SER:HB3	1:F:115:PHE:HE2	1.71	0.56
1:H:143:VAL:C	1:H:144:LEU:HG	2.24	0.56
1:M:161:LYS:HE3	1:M:163:THR:CG2	2.35	0.56
1:N:138:ASN:ND2	1:N:140:ARG:O	2.38	0.56
1:R:113:SER:HB3	1:R:115:PHE:HE2	1.71	0.56
1:X:36:LEU:HD11	1:X:58:LEU:HD23	1.86	0.56
1:X:138:ASN:ND2	1:X:140:ARG:O	2.38	0.56
1:Y:113:SER:HB3	1:Y:115:PHE:HE2	1.71	0.56
1:C:36:LEU:HD11	1:C:58:LEU:HD23	1.86	0.56
1:G:138:ASN:ND2	1:G:140:ARG:O	2.38	0.56
1:I:113:SER:HB3	1:I:115:PHE:HE2	1.71	0.56
1:M:113:SER:HB3	1:M:115:PHE:HE2	1.71	0.56
1:N:161:LYS:HE3	1:N:163:THR:CG2	2.35	0.56
1:S:138:ASN:ND2	1:S:140:ARG:O	2.38	0.56
1:U:113:SER:HB3	1:U:115:PHE:HE2	1.70	0.56
1:U:161:LYS:HE3	1:U:163:THR:CG2	2.35	0.56
1:W:138:ASN:ND2	1:W:140:ARG:O	2.38	0.56
1:Y:138:ASN:ND2	1:Y:140:ARG:O	2.38	0.56
1:d:36:LEU:HD11	1:d:58:LEU:HD23	1.86	0.56
1:A:138:ASN:ND2	1:A:140:ARG:O	2.38	0.56
1:C:113:SER:HB3	1:C:115:PHE:HE2	1.71	0.56
1:K:138:ASN:ND2	1:K:140:ARG:O	2.38	0.56
1:L:36:LEU:HD11	1:L:58:LEU:HD23	1.86	0.56
1:P:161:LYS:HE3	1:P:163:THR:CG2	2.34	0.56
1:Q:138:ASN:ND2	1:Q:140:ARG:O	2.38	0.56
1:S:113:SER:HB3	1:S:115:PHE:HE2	1.70	0.56
1:T:161:LYS:HE3	1:T:163:THR:CG2	2.35	0.56
1:Z:138:ASN:ND2	1:Z:140:ARG:O	2.38	0.56
1:a:138:ASN:ND2	1:a:140:ARG:O	2.38	0.56
1:G:143:VAL:C	1:G:144:LEU:HG	2.24	0.56
1:M:76:ASP:HB3	1:M:119:ARG:HG2	1.88	0.56
1:N:113:SER:HB3	1:N:115:PHE:HE2	1.71	0.56
1:T:138:ASN:ND2	1:T:140:ARG:O	2.38	0.56

*Continued on next page...*

*Continued from previous page...*

Atom-1	Atom-2	Interatomic distance (Å)	Clash overlap (Å)
1:V:161:LYS:HE3	1:V:163:THR:CG2	2.35	0.56
1:W:36:LEU:HD11	1:W:58:LEU:HD23	1.86	0.56
1:b:113:SER:HB3	1:b:115:PHE:HE2	1.71	0.56
1:E:113:SER:HB3	1:E:115:PHE:HE2	1.71	0.56
1:H:113:SER:HB3	1:H:115:PHE:HE2	1.71	0.56
1:J:113:SER:HB3	1:J:115:PHE:HE2	1.71	0.56
1:L:138:ASN:ND2	1:L:140:ARG:O	2.38	0.56
1:M:138:ASN:ND2	1:M:140:ARG:O	2.38	0.56
1:N:76:ASP:HB3	1:N:119:ARG:HG2	1.88	0.56
1:Q:113:SER:HB3	1:Q:115:PHE:HE2	1.71	0.56
1:Z:113:SER:HB3	1:Z:115:PHE:HE2	1.71	0.56
1:b:71:VAL:HB	1:b:124:ASP:CB	2.32	0.56
1:A:36:LEU:HD11	1:A:58:LEU:HD23	1.86	0.56
1:B:36:LEU:HD11	1:B:58:LEU:HD23	1.86	0.56
1:D:138:ASN:ND2	1:D:140:ARG:O	2.38	0.56
1:L:113:SER:HB3	1:L:115:PHE:HE2	1.71	0.56
1:O:76:ASP:HB3	1:O:119:ARG:HG2	1.88	0.56
1:T:113:SER:HB3	1:T:115:PHE:HE2	1.71	0.56
1:C:188:THR:CG2	1:C:189:LYS:N	2.69	0.56
1:E:188:THR:CG2	1:E:189:LYS:N	2.69	0.56
1:L:76:ASP:HB3	1:L:119:ARG:HG2	1.88	0.56
1:Q:161:LYS:HE3	1:Q:163:THR:CG2	2.35	0.56
1:V:36:LEU:HD11	1:V:58:LEU:HD23	1.86	0.56
1:O:188:THR:CG2	1:O:189:LYS:N	2.69	0.56
1:P:113:SER:HB3	1:P:115:PHE:HE2	1.71	0.56
1:U:36:LEU:HD11	1:U:58:LEU:HD23	1.86	0.56
1:d:138:ASN:ND2	1:d:140:ARG:O	2.38	0.56
1:A:188:THR:CG2	1:A:189:LYS:N	2.69	0.55
1:F:143:VAL:C	1:F:144:LEU:HG	2.24	0.55
1:M:188:THR:CG2	1:M:189:LYS:N	2.69	0.55
1:P:76:ASP:HB3	1:P:119:ARG:HG2	1.88	0.55
1:Q:188:THR:CG2	1:Q:189:LYS:N	2.69	0.55
1:W:113:SER:HB3	1:W:115:PHE:HE2	1.71	0.55
1:X:113:SER:HB3	1:X:115:PHE:HE2	1.71	0.55
1:d:113:SER:HB3	1:d:115:PHE:HE2	1.71	0.55
1:E:76:ASP:HB3	1:E:119:ARG:HG2	1.88	0.55
1:F:76:ASP:HB3	1:F:119:ARG:HG2	1.88	0.55
1:G:188:THR:CG2	1:G:189:LYS:N	2.69	0.55
1:H:138:ASN:ND2	1:H:140:ARG:O	2.38	0.55
1:V:76:ASP:HB3	1:V:119:ARG:HG2	1.88	0.55
1:b:188:THR:CG2	1:b:189:LYS:N	2.69	0.55

*Continued on next page...*

*Continued from previous page...*

Atom-1	Atom-2	Interatomic distance (Å)	Clash overlap (Å)
1:d:188:THR:CG2	1:d:189:LYS:N	2.69	0.55
1:D:113:SER:HB3	1:D:115:PHE:HE2	1.70	0.55
1:E:143:VAL:C	1:E:144:LEU:HG	2.24	0.55
1:G:76:ASP:HB3	1:G:119:ARG:HG2	1.88	0.55
1:H:76:ASP:HB3	1:H:119:ARG:HG2	1.88	0.55
1:L:188:THR:CG2	1:L:189:LYS:N	2.69	0.55
1:Q:76:ASP:HB3	1:Q:119:ARG:HG2	1.88	0.55
1:S:188:THR:CG2	1:S:189:LYS:N	2.69	0.55
1:U:76:ASP:HB3	1:U:119:ARG:HG2	1.88	0.55
1:V:188:THR:CG2	1:V:189:LYS:N	2.69	0.55
1:A:113:SER:HB3	1:A:115:PHE:HE2	1.71	0.55
1:N:188:THR:CG2	1:N:189:LYS:N	2.69	0.55
1:d:71:VAL:HB	1:d:124:ASP:CB	2.32	0.55
1:X:188:THR:CG2	1:X:189:LYS:N	2.69	0.55
1:B:188:THR:CG2	1:B:189:LYS:N	2.69	0.55
1:D:76:ASP:HB3	1:D:119:ARG:HG2	1.88	0.55
1:K:113:SER:HB3	1:K:115:PHE:HE2	1.70	0.55
1:U:188:THR:CG2	1:U:189:LYS:N	2.69	0.55
1:G:113:SER:HB3	1:G:115:PHE:HE2	1.71	0.55
1:H:188:THR:CG2	1:H:189:LYS:N	2.69	0.55
1:I:76:ASP:HB3	1:I:119:ARG:HG2	1.88	0.55
1:J:188:THR:CG2	1:J:189:LYS:N	2.69	0.55
1:P:188:THR:CG2	1:P:189:LYS:N	2.69	0.55
1:Z:188:THR:CG2	1:Z:189:LYS:N	2.69	0.55
1:c:188:THR:CG2	1:c:189:LYS:N	2.69	0.55
1:J:76:ASP:HB3	1:J:119:ARG:HG2	1.88	0.55
1:R:76:ASP:HB3	1:R:119:ARG:HG2	1.88	0.55
1:T:188:THR:CG2	1:T:189:LYS:N	2.69	0.55
1:W:76:ASP:HB3	1:W:119:ARG:HG2	1.88	0.55
1:C:76:ASP:HB3	1:C:119:ARG:HG2	1.88	0.55
1:H:150:GLY:O	1:H:151:ARG:C	2.50	0.55
1:K:188:THR:CG2	1:K:189:LYS:N	2.69	0.55
1:S:168:CYS:HB2	1:S:211:ILE:HB	1.89	0.55
1:X:76:ASP:HB3	1:X:119:ARG:HG2	1.88	0.55
1:d:168:CYS:HB2	1:d:211:ILE:HB	1.89	0.55
1:B:76:ASP:HB3	1:B:119:ARG:HG2	1.88	0.55
1:G:71:VAL:HB	1:G:124:ASP:CB	2.32	0.55
1:O:113:SER:HB3	1:O:115:PHE:HE2	1.70	0.55
1:T:168:CYS:HB2	1:T:211:ILE:HB	1.89	0.55
1:b:168:CYS:HB2	1:b:211:ILE:HB	1.89	0.55
1:c:168:CYS:HB2	1:c:211:ILE:HB	1.90	0.55

*Continued on next page...*

*Continued from previous page...*

Atom-1	Atom-2	Interatomic distance (Å)	Clash overlap (Å)
1:D:143:VAL:C	1:D:144:LEU:HG	2.24	0.54
1:D:188:THR:CG2	1:D:189:LYS:N	2.69	0.54
1:F:188:THR:CG2	1:F:189:LYS:N	2.69	0.54
1:I:150:GLY:O	1:I:151:ARG:C	2.50	0.54
1:R:168:CYS:HB2	1:R:211:ILE:HB	1.90	0.54
1:R:188:THR:CG2	1:R:189:LYS:N	2.69	0.54
1:S:76:ASP:HB3	1:S:119:ARG:HG2	1.88	0.54
1:U:150:GLY:O	1:U:151:ARG:C	2.50	0.54
1:V:150:GLY:O	1:V:151:ARG:C	2.50	0.54
1:a:168:CYS:HB2	1:a:211:ILE:HB	1.90	0.54
1:c:76:ASP:HB3	1:c:119:ARG:HG2	1.88	0.54
1:d:76:ASP:HB3	1:d:119:ARG:HG2	1.88	0.54
1:A:168:CYS:HB2	1:A:211:ILE:HB	1.90	0.54
1:G:150:GLY:O	1:G:151:ARG:C	2.50	0.54
1:I:188:THR:CG2	1:I:189:LYS:N	2.69	0.54
1:K:76:ASP:HB3	1:K:119:ARG:HG2	1.88	0.54
1:Q:168:CYS:HB2	1:Q:211:ILE:HB	1.89	0.54
1:Z:168:CYS:HB2	1:Z:211:ILE:HB	1.89	0.54
1:b:76:ASP:HB3	1:b:119:ARG:HG2	1.88	0.54
1:A:76:ASP:HB3	1:A:119:ARG:HG2	1.88	0.54
1:C:143:VAL:C	1:C:144:LEU:HG	2.24	0.54
1:J:150:GLY:O	1:J:151:ARG:C	2.50	0.54
1:K:168:CYS:HB2	1:K:211:ILE:HB	1.90	0.54
1:L:150:GLY:O	1:L:151:ARG:C	2.50	0.54
1:W:188:THR:CG2	1:W:189:LYS:N	2.69	0.54
1:a:76:ASP:HB3	1:a:119:ARG:HG2	1.88	0.54
1:a:113:SER:HB3	1:a:115:PHE:HE2	1.71	0.54
1:B:71:VAL:HB	1:B:124:ASP:CB	2.32	0.54
1:B:168:CYS:HB2	1:B:211:ILE:HB	1.90	0.54
1:F:150:GLY:O	1:F:151:ARG:C	2.50	0.54
1:W:150:GLY:O	1:W:151:ARG:C	2.50	0.54
1:Y:76:ASP:HB3	1:Y:119:ARG:HG2	1.88	0.54
1:Y:188:THR:CG2	1:Y:189:LYS:N	2.69	0.54
1:S:71:VAL:HB	1:S:124:ASP:CB	2.32	0.54
1:Z:76:ASP:HB3	1:Z:119:ARG:HG2	1.88	0.54
1:a:150:GLY:O	1:a:151:ARG:C	2.50	0.54
1:a:188:THR:CG2	1:a:189:LYS:N	2.69	0.54
1:b:150:GLY:O	1:b:151:ARG:C	2.50	0.54
1:c:150:GLY:O	1:c:151:ARG:C	2.50	0.54
1:E:228:LEU:HG	1:E:245:GLU:HA	1.90	0.54
1:J:168:CYS:HB2	1:J:211:ILE:HB	1.90	0.54

*Continued on next page...*

*Continued from previous page...*

Atom-1	Atom-2	Interatomic distance (Å)	Clash overlap (Å)
1:J:228:LEU:HG	1:J:245:GLU:HA	1.90	0.54
1:K:150:GLY:O	1:K:151:ARG:C	2.50	0.54
1:P:168:CYS:HB2	1:P:211:ILE:HB	1.90	0.54
1:C:168:CYS:HB2	1:C:211:ILE:HB	1.89	0.54
1:D:228:LEU:HG	1:D:245:GLU:HA	1.90	0.54
1:F:228:LEU:HG	1:F:245:GLU:HA	1.90	0.54
1:I:168:CYS:HB2	1:I:211:ILE:HB	1.90	0.54
1:L:71:VAL:HB	1:L:124:ASP:CB	2.32	0.54
1:L:165:MET:HA	1:L:165:MET:HE3	1.90	0.54
1:M:150:GLY:O	1:M:151:ARG:C	2.50	0.54
1:O:165:MET:HA	1:O:165:MET:HE3	1.90	0.54
1:R:165:MET:HE3	1:R:165:MET:HA	1.90	0.54
1:T:71:VAL:HB	1:T:124:ASP:CB	2.32	0.54
1:T:76:ASP:HB3	1:T:119:ARG:HG2	1.88	0.54
1:B:143:VAL:C	1:B:144:LEU:HG	2.24	0.54
1:I:165:MET:HA	1:I:165:MET:HE3	1.90	0.54
1:I:228:LEU:HG	1:I:245:GLU:HA	1.90	0.54
1:M:71:VAL:HB	1:M:124:ASP:CB	2.32	0.54
1:N:165:MET:HA	1:N:165:MET:HE3	1.90	0.54
1:O:168:CYS:HB2	1:O:211:ILE:HB	1.90	0.54
1:T:165:MET:HA	1:T:165:MET:HE3	1.90	0.54
1:X:168:CYS:HB2	1:X:211:ILE:HB	1.89	0.54
1:Y:168:CYS:HB2	1:Y:211:ILE:HB	1.90	0.54
1:Z:150:GLY:O	1:Z:151:ARG:C	2.50	0.54
1:d:150:GLY:O	1:d:151:ARG:C	2.50	0.54
1:A:143:VAL:C	1:A:144:LEU:HG	2.24	0.54
1:E:150:GLY:O	1:E:151:ARG:C	2.50	0.54
1:F:71:VAL:HB	1:F:124:ASP:CB	2.32	0.54
1:K:165:MET:HA	1:K:165:MET:HE3	1.90	0.54
1:K:228:LEU:HG	1:K:245:GLU:HA	1.90	0.54
1:Q:165:MET:HA	1:Q:165:MET:HE3	1.90	0.54
1:S:165:MET:HA	1:S:165:MET:HE3	1.90	0.54
1:X:150:GLY:O	1:X:151:ARG:C	2.50	0.54
1:D:168:CYS:HB2	1:D:211:ILE:HB	1.89	0.54
1:G:228:LEU:HG	1:G:245:GLU:HA	1.90	0.54
1:J:165:MET:HE3	1:J:165:MET:HA	1.90	0.54
1:M:165:MET:HA	1:M:165:MET:HE3	1.90	0.54
1:V:165:MET:HA	1:V:165:MET:HE3	1.90	0.54
1:W:168:CYS:HB2	1:W:211:ILE:HB	1.89	0.54
1:A:150:GLY:O	1:A:151:ARG:C	2.50	0.53
1:F:165:MET:HA	1:F:165:MET:HE3	1.90	0.53

*Continued on next page...*

*Continued from previous page...*

Atom-1	Atom-2	Interatomic distance (Å)	Clash overlap (Å)
1:G:165:MET:HA	1:G:165:MET:HE3	1.90	0.53
1:H:165:MET:HA	1:H:165:MET:HE3	1.90	0.53
1:H:168:CYS:HB2	1:H:211:ILE:HB	1.90	0.53
1:H:228:LEU:HG	1:H:245:GLU:HA	1.90	0.53
1:N:168:CYS:HB2	1:N:211:ILE:HB	1.90	0.53
1:P:165:MET:HA	1:P:165:MET:HE3	1.90	0.53
1:U:165:MET:HA	1:U:165:MET:HE3	1.90	0.53
1:W:165:MET:HA	1:W:165:MET:HE3	1.90	0.53
1:d:143:VAL:C	1:d:144:LEU:HG	2.24	0.53
1:B:228:LEU:HG	1:B:245:GLU:HA	1.90	0.53
1:N:150:GLY:O	1:N:151:ARG:C	2.50	0.53
1:P:150:GLY:O	1:P:151:ARG:C	2.50	0.53
1:T:228:LEU:HG	1:T:245:GLU:HA	1.90	0.53
1:Y:165:MET:HA	1:Y:165:MET:HE3	1.90	0.53
1:d:228:LEU:HG	1:d:245:GLU:HA	1.90	0.53
1:B:150:GLY:O	1:B:151:ARG:C	2.50	0.53
1:C:228:LEU:HG	1:C:245:GLU:HA	1.90	0.53
1:Q:150:GLY:O	1:Q:151:ARG:C	2.50	0.53
1:X:165:MET:HA	1:X:165:MET:HE3	1.90	0.53
1:D:150:GLY:O	1:D:151:ARG:C	2.50	0.53
1:O:150:GLY:O	1:O:151:ARG:C	2.50	0.53
1:R:150:GLY:O	1:R:151:ARG:C	2.50	0.53
1:Y:150:GLY:O	1:Y:151:ARG:C	2.50	0.53
1:Z:165:MET:HE3	1:Z:165:MET:HA	1.90	0.53
1:c:143:VAL:C	1:c:144:LEU:HG	2.24	0.53
1:A:228:LEU:HG	1:A:245:GLU:HA	1.90	0.53
1:C:165:MET:HA	1:C:165:MET:HE3	1.90	0.53
1:D:165:MET:HA	1:D:165:MET:HE3	1.90	0.53
1:E:165:MET:HA	1:E:165:MET:HE3	1.90	0.53
1:E:168:CYS:HB2	1:E:211:ILE:HB	1.89	0.53
1:G:168:CYS:HB2	1:G:211:ILE:HB	1.89	0.53
1:Q:228:LEU:HG	1:Q:245:GLU:HA	1.90	0.53
1:R:228:LEU:HG	1:R:245:GLU:HA	1.90	0.53
1:V:168:CYS:HB2	1:V:211:ILE:HB	1.89	0.53
1:a:165:MET:HA	1:a:165:MET:HE3	1.90	0.53
1:B:165:MET:HE3	1:B:165:MET:HA	1.90	0.53
1:M:168:CYS:HB2	1:M:211:ILE:HB	1.90	0.53
1:P:228:LEU:HG	1:P:245:GLU:HA	1.90	0.53
1:S:228:LEU:HG	1:S:245:GLU:HA	1.90	0.53
1:U:71:VAL:HB	1:U:124:ASP:CB	2.32	0.53
1:c:228:LEU:HG	1:c:245:GLU:HA	1.90	0.53

*Continued on next page...*

*Continued from previous page...*

Atom-1	Atom-2	Interatomic distance (Å)	Clash overlap (Å)
1:d:165:MET:HA	1:d:165:MET:HE3	1.90	0.53
1:S:150:GLY:O	1:S:151:ARG:C	2.50	0.53
1:U:168:CYS:HB2	1:U:211:ILE:HB	1.89	0.53
1:b:228:LEU:HG	1:b:245:GLU:HA	1.90	0.53
1:K:71:VAL:HB	1:K:124:ASP:CB	2.32	0.53
1:L:168:CYS:HB2	1:L:211:ILE:HB	1.89	0.53
1:P:98:LYS:HE2	1:P:187:GLN:HG2	1.91	0.53
1:Y:98:LYS:HE2	1:Y:187:GLN:HG2	1.91	0.53
1:a:78:VAL:HG22	1:a:80:TYR:HB2	1.91	0.53
1:A:165:MET:HA	1:A:165:MET:HE3	1.90	0.53
1:L:98:LYS:HE2	1:L:187:GLN:HG2	1.91	0.53
1:O:228:LEU:HG	1:O:245:GLU:HA	1.90	0.53
1:V:98:LYS:HE2	1:V:187:GLN:HG2	1.91	0.53
1:W:98:LYS:HE2	1:W:187:GLN:HG2	1.91	0.53
1:Z:78:VAL:HG22	1:Z:80:TYR:HB2	1.91	0.53
1:a:228:LEU:HG	1:a:245:GLU:HA	1.90	0.53
1:b:78:VAL:HG22	1:b:80:TYR:HB2	1.91	0.53
1:c:98:LYS:HE2	1:c:187:GLN:HG2	1.91	0.53
1:c:165:MET:HA	1:c:165:MET:HE3	1.90	0.53
1:A:78:VAL:HG22	1:A:80:TYR:HB2	1.91	0.53
1:D:71:VAL:HB	1:D:124:ASP:CB	2.32	0.53
1:F:168:CYS:HB2	1:F:211:ILE:HB	1.89	0.53
1:I:71:VAL:HB	1:I:124:ASP:CB	2.32	0.53
1:M:98:LYS:HE2	1:M:187:GLN:HG2	1.91	0.53
1:N:98:LYS:HE2	1:N:187:GLN:HG2	1.91	0.53
1:O:98:LYS:HE2	1:O:187:GLN:HG2	1.91	0.53
1:T:150:GLY:O	1:T:151:ARG:C	2.50	0.53
1:Z:98:LYS:HE2	1:Z:187:GLN:HG2	1.92	0.53
1:c:78:VAL:HG22	1:c:80:TYR:HB2	1.91	0.53
1:d:78:VAL:HG22	1:d:80:TYR:HB2	1.91	0.53
1:B:78:VAL:HG22	1:B:80:TYR:HB2	1.91	0.52
1:N:228:LEU:HG	1:N:245:GLU:HA	1.90	0.52
1:Y:78:VAL:HG22	1:Y:80:TYR:HB2	1.91	0.52
1:b:143:VAL:C	1:b:144:LEU:HG	2.24	0.52
1:b:165:MET:HE3	1:b:165:MET:HA	1.90	0.52
1:b:186:ILE:HG12	1:b:193:VAL:HB	1.91	0.52
1:c:186:ILE:HG12	1:c:193:VAL:HB	1.91	0.52
1:M:228:LEU:HG	1:M:245:GLU:HA	1.90	0.52
1:R:98:LYS:HE2	1:R:187:GLN:HG2	1.91	0.52
1:U:98:LYS:HE2	1:U:187:GLN:HG2	1.91	0.52
1:X:78:VAL:HG22	1:X:80:TYR:HB2	1.91	0.52

*Continued on next page...*



*Continued from previous page...*

Atom-1	Atom-2	Interatomic distance (Å)	Clash overlap (Å)
1:d:186:ILE:HG12	1:d:193:VAL:HB	1.92	0.52
1:A:186:ILE:HG12	1:A:193:VAL:HB	1.92	0.52
1:C:150:GLY:O	1:C:151:ARG:C	2.50	0.52
1:Q:98:LYS:HE2	1:Q:187:GLN:HG2	1.91	0.52
1:R:71:VAL:HB	1:R:124:ASP:CB	2.32	0.52
1:R:78:VAL:HG22	1:R:80:TYR:HB2	1.91	0.52
1:X:98:LYS:HE2	1:X:187:GLN:HG2	1.91	0.52
1:Z:228:LEU:HG	1:Z:245:GLU:HA	1.90	0.52
1:a:98:LYS:HE2	1:a:187:GLN:HG2	1.92	0.52
1:b:98:LYS:HE2	1:b:187:GLN:HG2	1.92	0.52
1:d:98:LYS:HE2	1:d:187:GLN:HG2	1.91	0.52
1:B:186:ILE:HG12	1:B:193:VAL:HB	1.91	0.52
1:P:78:VAL:HG22	1:P:80:TYR:HB2	1.91	0.52
1:S:78:VAL:HG22	1:S:80:TYR:HB2	1.91	0.52
1:W:71:VAL:HB	1:W:124:ASP:CB	2.32	0.52
1:B:98:LYS:HE2	1:B:187:GLN:HG2	1.91	0.52
1:C:78:VAL:HG22	1:C:80:TYR:HB2	1.91	0.52
1:K:78:VAL:HG22	1:K:80:TYR:HB2	1.91	0.52
1:Y:228:LEU:HG	1:Y:245:GLU:HA	1.90	0.52
1:a:186:ILE:HG12	1:a:193:VAL:HB	1.91	0.52
1:J:78:VAL:HG22	1:J:80:TYR:HB2	1.91	0.52
1:O:78:VAL:HG22	1:O:80:TYR:HB2	1.91	0.52
1:Q:78:VAL:HG22	1:Q:80:TYR:HB2	1.91	0.52
1:S:98:LYS:HE2	1:S:187:GLN:HG2	1.92	0.52
1:T:78:VAL:HG22	1:T:80:TYR:HB2	1.91	0.52
1:T:98:LYS:HE2	1:T:187:GLN:HG2	1.91	0.52
1:U:228:LEU:HG	1:U:245:GLU:HA	1.90	0.52
1:W:78:VAL:HG22	1:W:80:TYR:HB2	1.91	0.52
1:A:24:ASN:HB3	1:d:15:ALA:H	1.75	0.52
1:A:71:VAL:HB	1:A:124:ASP:CB	2.32	0.52
1:A:98:LYS:HE2	1:A:187:GLN:HG2	1.91	0.52
1:D:78:VAL:HG22	1:D:80:TYR:HB2	1.91	0.52
1:L:228:LEU:HG	1:L:245:GLU:HA	1.90	0.52
1:N:71:VAL:HB	1:N:124:ASP:CB	2.32	0.52
1:X:228:LEU:HG	1:X:245:GLU:HA	1.90	0.52
1:C:186:ILE:HG12	1:C:193:VAL:HB	1.92	0.52
1:E:98:LYS:HE2	1:E:187:GLN:HG2	1.91	0.52
1:P:34:LEU:HD23	1:P:58:LEU:HD12	1.92	0.52
1:V:228:LEU:HG	1:V:245:GLU:HA	1.90	0.52
1:J:98:LYS:HE2	1:J:187:GLN:HG2	1.91	0.52
1:K:98:LYS:HE2	1:K:187:GLN:HG2	1.91	0.52

*Continued on next page...*



*Continued from previous page...*

Atom-1	Atom-2	Interatomic distance (Å)	Clash overlap (Å)
1:N:34:LEU:HD23	1:N:58:LEU:HD12	1.92	0.52
1:U:34:LEU:HD23	1:U:58:LEU:HD12	1.92	0.52
1:V:78:VAL:HG22	1:V:80:TYR:HB2	1.91	0.52
1:W:228:LEU:HG	1:W:245:GLU:HA	1.90	0.52
1:Z:186:ILE:HG12	1:Z:193:VAL:HB	1.91	0.52
1:a:15:ALA:H	1:b:24:ASN:HB3	1.75	0.52
1:C:98:LYS:HE2	1:C:187:GLN:HG2	1.91	0.52
1:G:98:LYS:HE2	1:G:187:GLN:HG2	1.91	0.52
1:H:98:LYS:HE2	1:H:187:GLN:HG2	1.91	0.52
1:I:78:VAL:HG22	1:I:80:TYR:HB2	1.91	0.52
1:L:186:ILE:HG12	1:L:193:VAL:HB	1.91	0.52
1:M:186:ILE:HG12	1:M:193:VAL:HB	1.91	0.52
1:R:34:LEU:HD23	1:R:58:LEU:HD12	1.92	0.52
1:U:186:ILE:HG12	1:U:193:VAL:HB	1.91	0.52
1:V:186:ILE:HG12	1:V:193:VAL:HB	1.91	0.52
1:W:34:LEU:HD23	1:W:58:LEU:HD12	1.92	0.52
1:D:98:LYS:HE2	1:D:187:GLN:HG2	1.92	0.51
1:H:78:VAL:HG22	1:H:80:TYR:HB2	1.91	0.51
1:M:131:ASP:OD1	1:M:132:SER:N	2.44	0.51
1:N:78:VAL:HG22	1:N:80:TYR:HB2	1.91	0.51
1:V:131:ASP:OD1	1:V:132:SER:N	2.44	0.51
1:Y:71:VAL:HB	1:Y:124:ASP:CB	2.32	0.51
1:D:186:ILE:HG12	1:D:193:VAL:HB	1.92	0.51
1:F:98:LYS:HE2	1:F:187:GLN:HG2	1.91	0.51
1:L:131:ASP:OD1	1:L:132:SER:N	2.44	0.51
1:M:34:LEU:HD23	1:M:58:LEU:HD12	1.92	0.51
1:N:131:ASP:OD1	1:N:132:SER:N	2.44	0.51
1:N:186:ILE:HG12	1:N:193:VAL:HB	1.91	0.51
1:S:131:ASP:OD1	1:S:132:SER:N	2.44	0.51
1:U:78:VAL:HG22	1:U:80:TYR:HB2	1.91	0.51
1:U:131:ASP:OD1	1:U:132:SER:N	2.44	0.51
1:W:131:ASP:OD1	1:W:132:SER:N	2.44	0.51
1:C:131:ASP:OD1	1:C:132:SER:N	2.44	0.51
1:D:131:ASP:OD1	1:D:132:SER:N	2.44	0.51
1:E:131:ASP:OD1	1:E:132:SER:N	2.44	0.51
1:G:15:ALA:H	1:H:24:ASN:HB3	1.75	0.51
1:I:98:LYS:HE2	1:I:187:GLN:HG2	1.91	0.51
1:R:131:ASP:OD1	1:R:132:SER:N	2.44	0.51
1:T:131:ASP:OD1	1:T:132:SER:N	2.44	0.51
1:X:131:ASP:OD1	1:X:132:SER:N	2.44	0.51
1:A:131:ASP:OD1	1:A:132:SER:N	2.44	0.51

*Continued on next page...*

*Continued from previous page...*

Atom-1	Atom-2	Interatomic distance (Å)	Clash overlap (Å)
1:B:131:ASP:OD1	1:B:132:SER:N	2.44	0.51
1:E:78:VAL:HG22	1:E:80:TYR:HB2	1.91	0.51
1:F:131:ASP:OD1	1:F:132:SER:N	2.44	0.51
1:K:34:LEU:HD23	1:K:58:LEU:HD12	1.92	0.51
1:K:131:ASP:OD1	1:K:132:SER:N	2.44	0.51
1:L:78:VAL:HG22	1:L:80:TYR:HB2	1.91	0.51
1:O:131:ASP:OD1	1:O:132:SER:N	2.44	0.51
1:O:186:ILE:HG12	1:O:193:VAL:HB	1.91	0.51
1:R:24:ASN:HB3	1:S:15:ALA:H	1.75	0.51
1:S:186:ILE:HG12	1:S:193:VAL:HB	1.91	0.51
1:T:186:ILE:HG12	1:T:193:VAL:HB	1.91	0.51
1:Y:186:ILE:HG12	1:Y:193:VAL:HB	1.91	0.51
1:a:131:ASP:OD1	1:a:132:SER:N	2.43	0.51
1:d:131:ASP:OD1	1:d:132:SER:N	2.44	0.51
1:E:186:ILE:HG12	1:E:193:VAL:HB	1.91	0.51
1:F:78:VAL:HG22	1:F:80:TYR:HB2	1.91	0.51
1:G:78:VAL:HG22	1:G:80:TYR:HB2	1.91	0.51
1:G:131:ASP:OD1	1:G:132:SER:N	2.44	0.51
1:L:34:LEU:HD23	1:L:58:LEU:HD12	1.92	0.51
1:M:78:VAL:HG22	1:M:80:TYR:HB2	1.91	0.51
1:O:24:ASN:HB3	1:P:15:ALA:H	1.76	0.51
1:P:131:ASP:OD1	1:P:132:SER:N	2.44	0.51
1:P:186:ILE:HG12	1:P:193:VAL:HB	1.91	0.51
1:Q:131:ASP:OD1	1:Q:132:SER:N	2.44	0.51
1:W:186:ILE:HG12	1:W:193:VAL:HB	1.92	0.51
1:Y:34:LEU:HD23	1:Y:58:LEU:HD12	1.92	0.51
1:Y:131:ASP:OD1	1:Y:132:SER:N	2.44	0.51
1:Z:131:ASP:OD1	1:Z:132:SER:N	2.44	0.51
1:c:131:ASP:OD1	1:c:132:SER:N	2.44	0.51
1:J:131:ASP:OD1	1:J:132:SER:N	2.44	0.51
1:P:33:LEU:HA	1:P:158:LEU:HD22	1.93	0.51
1:Q:186:ILE:HG12	1:Q:193:VAL:HB	1.91	0.51
1:S:33:LEU:HA	1:S:158:LEU:HD22	1.93	0.51
1:U:36:LEU:HG	1:U:157:VAL:HG22	1.93	0.51
1:W:36:LEU:HG	1:W:157:VAL:HG22	1.93	0.51
1:Z:34:LEU:HD23	1:Z:58:LEU:HD12	1.92	0.51
1:b:131:ASP:OD1	1:b:132:SER:N	2.44	0.51
1:H:15:ALA:H	1:I:24:ASN:HB3	1.76	0.51
1:J:33:LEU:HA	1:J:158:LEU:HD22	1.93	0.51
1:L:36:LEU:HG	1:L:157:VAL:HG22	1.93	0.51
1:M:36:LEU:HG	1:M:157:VAL:HG22	1.93	0.51

*Continued on next page...*

*Continued from previous page...*

Atom-1	Atom-2	Interatomic distance (Å)	Clash overlap (Å)
1:N:36:LEU:HG	1:N:157:VAL:HG22	1.93	0.51
1:R:33:LEU:HA	1:R:158:LEU:HD22	1.93	0.51
1:S:34:LEU:HD23	1:S:58:LEU:HD12	1.92	0.51
1:T:34:LEU:HD23	1:T:58:LEU:HD12	1.92	0.51
1:U:15:ALA:H	1:V:24:ASN:HB3	1.75	0.51
1:X:186:ILE:HG12	1:X:193:VAL:HB	1.91	0.51
1:H:131:ASP:OD1	1:H:132:SER:N	2.44	0.51
1:I:34:LEU:HD23	1:I:58:LEU:HD12	1.92	0.51
1:J:186:ILE:HG12	1:J:193:VAL:HB	1.91	0.51
1:M:24:ASN:HB3	1:N:15:ALA:H	1.76	0.51
1:R:186:ILE:HG12	1:R:193:VAL:HB	1.91	0.51
1:V:36:LEU:HG	1:V:157:VAL:HG22	1.93	0.51
1:X:36:LEU:HG	1:X:157:VAL:HG22	1.93	0.51
1:c:15:ALA:H	1:d:24:ASN:HB3	1.76	0.51
1:D:37:VAL:HG12	1:D:38:THR:N	2.26	0.51
1:H:33:LEU:HA	1:H:158:LEU:HD22	1.93	0.51
1:K:15:ALA:H	1:T:24:ASN:HB3	1.76	0.51
1:K:33:LEU:HA	1:K:158:LEU:HD22	1.93	0.51
1:K:186:ILE:HG12	1:K:193:VAL:HB	1.91	0.51
1:M:33:LEU:HA	1:M:158:LEU:HD22	1.93	0.51
1:O:34:LEU:HD23	1:O:58:LEU:HD12	1.92	0.51
1:O:36:LEU:HG	1:O:157:VAL:HG22	1.93	0.51
1:X:15:ALA:H	1:Y:24:ASN:HB3	1.75	0.51
1:a:71:VAL:HB	1:a:124:ASP:CB	2.32	0.51
1:b:34:LEU:HD23	1:b:58:LEU:HD12	1.92	0.51
1:d:37:VAL:HG12	1:d:38:THR:N	2.26	0.51
1:C:37:VAL:HG12	1:C:38:THR:N	2.26	0.51
1:I:131:ASP:OD1	1:I:132:SER:N	2.44	0.51
1:U:33:LEU:HA	1:U:158:LEU:HD22	1.93	0.51
1:c:37:VAL:HG12	1:c:38:THR:N	2.26	0.51
1:F:186:ILE:HG12	1:F:193:VAL:HB	1.91	0.50
1:I:186:ILE:HG12	1:I:193:VAL:HB	1.92	0.50
1:O:33:LEU:HA	1:O:158:LEU:HD22	1.93	0.50
1:P:36:LEU:HG	1:P:157:VAL:HG22	1.93	0.50
1:X:34:LEU:HD23	1:X:58:LEU:HD12	1.92	0.50
1:b:37:VAL:HG12	1:b:38:THR:N	2.26	0.50
1:D:15:ALA:H	1:E:24:ASN:HB3	1.75	0.50
1:J:15:ALA:H	1:K:24:ASN:HB3	1.76	0.50
1:a:37:VAL:HG12	1:a:38:THR:N	2.26	0.50
1:N:33:LEU:HA	1:N:158:LEU:HD22	1.93	0.50
1:P:71:VAL:HB	1:P:124:ASP:CB	2.32	0.50

*Continued on next page...*

*Continued from previous page...*

Atom-1	Atom-2	Interatomic distance (Å)	Clash overlap (Å)
1:Y:36:LEU:HG	1:Y:157:VAL:HG22	1.93	0.50
1:B:34:LEU:HD23	1:B:58:LEU:HD12	1.92	0.50
1:E:33:LEU:HA	1:E:158:LEU:HD22	1.93	0.50
1:F:33:LEU:HA	1:F:158:LEU:HD22	1.93	0.50
1:F:34:LEU:HD23	1:F:58:LEU:HD12	1.92	0.50
1:G:37:VAL:HG12	1:G:38:THR:N	2.26	0.50
1:H:37:VAL:HG12	1:H:38:THR:N	2.26	0.50
1:H:186:ILE:HG12	1:H:193:VAL:HB	1.91	0.50
1:L:15:ALA:H	1:U:24:ASN:HB3	1.76	0.50
1:V:33:LEU:HA	1:V:158:LEU:HD22	1.93	0.50
1:V:34:LEU:HD23	1:V:58:LEU:HD12	1.92	0.50
1:A:34:LEU:HD23	1:A:58:LEU:HD12	1.92	0.50
1:B:15:ALA:H	1:C:24:ASN:HB3	1.76	0.50
1:C:33:LEU:HA	1:C:158:LEU:HD22	1.93	0.50
1:T:62:LEU:HD22	1:T:136:THR:HG22	1.93	0.50
1:W:15:ALA:H	1:X:24:ASN:HB3	1.77	0.50
1:B:37:VAL:HG12	1:B:38:THR:N	2.26	0.50
1:C:34:LEU:HD23	1:C:58:LEU:HD12	1.92	0.50
1:D:34:LEU:HD23	1:D:58:LEU:HD12	1.92	0.50
1:E:34:LEU:HD23	1:E:58:LEU:HD12	1.92	0.50
1:G:33:LEU:HA	1:G:158:LEU:HD22	1.93	0.50
1:G:186:ILE:HG12	1:G:193:VAL:HB	1.91	0.50
1:H:34:LEU:HD23	1:H:58:LEU:HD12	1.92	0.50
1:Q:34:LEU:HD23	1:Q:58:LEU:HD12	1.92	0.50
1:Q:36:LEU:HG	1:Q:157:VAL:HG22	1.93	0.50
1:Y:37:VAL:HG12	1:Y:38:THR:N	2.26	0.50
1:b:58:LEU:O	1:b:62:LEU:HG	2.12	0.50
1:c:71:VAL:HB	1:c:124:ASP:CB	2.32	0.50
1:I:33:LEU:HA	1:I:158:LEU:HD22	1.93	0.50
1:S:62:LEU:HD22	1:S:136:THR:HG22	1.94	0.50
1:Z:36:LEU:HG	1:Z:157:VAL:HG22	1.93	0.50
1:D:129:ILE:HD12	1:D:132:SER:OG	2.12	0.50
1:F:66:GLN:NE2	1:F:67:PHE:H	2.10	0.50
1:L:58:LEU:O	1:L:62:LEU:HG	2.12	0.50
1:M:58:LEU:O	1:M:62:LEU:HG	2.12	0.50
1:P:37:VAL:HG12	1:P:38:THR:N	2.26	0.50
1:Q:33:LEU:HA	1:Q:158:LEU:HD22	1.93	0.50
1:X:33:LEU:HA	1:X:158:LEU:HD22	1.93	0.50
1:Z:62:LEU:HD22	1:Z:136:THR:HG22	1.94	0.50
1:a:58:LEU:O	1:a:62:LEU:HG	2.12	0.50
1:c:62:LEU:HD22	1:c:136:THR:HG22	1.94	0.50

*Continued on next page...*

*Continued from previous page...*

Atom-1	Atom-2	Interatomic distance (Å)	Clash overlap (Å)
1:d:34:LEU:HD23	1:d:58:LEU:HD12	1.92	0.50
1:A:33:LEU:HA	1:A:158:LEU:HD22	1.93	0.50
1:C:129:ILE:HD12	1:C:132:SER:OG	2.12	0.50
1:G:34:LEU:HD23	1:G:58:LEU:HD12	1.92	0.50
1:K:62:LEU:HD22	1:K:136:THR:HG22	1.94	0.50
1:L:24:ASN:HB3	1:M:15:ALA:H	1.77	0.50
1:L:33:LEU:HA	1:L:158:LEU:HD22	1.93	0.50
1:L:37:VAL:HG12	1:L:38:THR:N	2.26	0.50
1:P:24:ASN:HB3	1:Q:15:ALA:H	1.77	0.50
1:Q:37:VAL:HG12	1:Q:38:THR:N	2.26	0.50
1:Z:15:ALA:H	1:a:24:ASN:HB3	1.77	0.50
1:Z:37:VAL:HG12	1:Z:38:THR:N	2.26	0.50
1:Z:58:LEU:O	1:Z:62:LEU:HG	2.12	0.50
1:a:34:LEU:HD23	1:a:58:LEU:HD12	1.92	0.50
1:b:62:LEU:HD22	1:b:136:THR:HG22	1.93	0.50
1:c:34:LEU:HD23	1:c:58:LEU:HD12	1.92	0.50
1:C:15:ALA:H	1:D:24:ASN:HB3	1.77	0.49
1:E:37:VAL:HG12	1:E:38:THR:N	2.26	0.49
1:E:129:ILE:HD12	1:E:132:SER:OG	2.12	0.49
1:N:58:LEU:O	1:N:62:LEU:HG	2.12	0.49
1:N:66:GLN:NE2	1:N:67:PHE:H	2.10	0.49
1:R:62:LEU:HD22	1:R:136:THR:HG22	1.94	0.49
1:W:58:LEU:O	1:W:62:LEU:HG	2.12	0.49
1:X:37:VAL:HG12	1:X:38:THR:N	2.26	0.49
1:X:58:LEU:O	1:X:62:LEU:HG	2.12	0.49
1:Y:58:LEU:O	1:Y:62:LEU:HG	2.12	0.49
1:Z:33:LEU:HA	1:Z:158:LEU:HD22	1.93	0.49
1:a:36:LEU:HG	1:a:157:VAL:HG22	1.93	0.49
1:D:66:GLN:NE2	1:D:67:PHE:H	2.10	0.49
1:R:36:LEU:HG	1:R:157:VAL:HG22	1.93	0.49
1:S:24:ASN:HB3	1:T:15:ALA:H	1.77	0.49
1:T:33:LEU:HA	1:T:158:LEU:HD22	1.93	0.49
1:V:66:GLN:NE2	1:V:67:PHE:H	2.10	0.49
1:W:33:LEU:HA	1:W:158:LEU:HD22	1.93	0.49
1:c:58:LEU:O	1:c:62:LEU:HG	2.12	0.49
1:d:62:LEU:HD22	1:d:136:THR:HG22	1.94	0.49
1:A:37:VAL:HG12	1:A:38:THR:N	2.26	0.49
1:B:6:THR:HG22	1:B:217:ILE:HD13	1.95	0.49
1:B:129:ILE:HD12	1:B:132:SER:OG	2.12	0.49
1:I:37:VAL:HG12	1:I:38:THR:N	2.26	0.49
1:J:62:LEU:HD22	1:J:136:THR:HG22	1.94	0.49

*Continued on next page...*

*Continued from previous page...*

Atom-1	Atom-2	Interatomic distance (Å)	Clash overlap (Å)
1:M:37:VAL:HG12	1:M:38:THR:N	2.26	0.49
1:O:58:LEU:O	1:O:62:LEU:HG	2.12	0.49
1:V:58:LEU:O	1:V:62:LEU:HG	2.12	0.49
1:Z:71:VAL:HB	1:Z:124:ASP:CB	2.32	0.49
1:a:62:LEU:HD22	1:a:136:THR:HG22	1.94	0.49
1:A:36:LEU:HG	1:A:157:VAL:HG22	1.93	0.49
1:B:36:LEU:HG	1:B:157:VAL:HG22	1.93	0.49
1:D:36:LEU:HG	1:D:157:VAL:HG22	1.93	0.49
1:E:15:ALA:H	1:F:24:ASN:HB3	1.76	0.49
1:F:6:THR:HG22	1:F:217:ILE:HD13	1.95	0.49
1:F:37:VAL:HG12	1:F:38:THR:N	2.26	0.49
1:F:129:ILE:HD12	1:F:132:SER:OG	2.12	0.49
1:H:66:GLN:NE2	1:H:67:PHE:H	2.10	0.49
1:K:66:GLN:NE2	1:K:67:PHE:H	2.10	0.49
1:N:24:ASN:HB3	1:O:15:ALA:H	1.77	0.49
1:R:37:VAL:HG12	1:R:38:THR:N	2.26	0.49
1:U:58:LEU:O	1:U:62:LEU:HG	2.12	0.49
1:Y:62:LEU:HD22	1:Y:136:THR:HG22	1.94	0.49
1:b:33:LEU:HA	1:b:158:LEU:HD22	1.93	0.49
1:d:58:LEU:O	1:d:62:LEU:HG	2.12	0.49
1:B:33:LEU:HA	1:B:158:LEU:HD22	1.93	0.49
1:B:62:LEU:HD22	1:B:136:THR:HG22	1.94	0.49
1:C:36:LEU:HG	1:C:157:VAL:HG22	1.93	0.49
1:C:62:LEU:HD22	1:C:136:THR:HG22	1.94	0.49
1:F:36:LEU:HG	1:F:157:VAL:HG22	1.93	0.49
1:G:66:GLN:NE2	1:G:67:PHE:H	2.10	0.49
1:H:36:LEU:HG	1:H:157:VAL:HG22	1.93	0.49
1:I:66:GLN:NE2	1:I:67:PHE:H	2.10	0.49
1:Q:62:LEU:HD22	1:Q:136:THR:HG22	1.94	0.49
1:S:36:LEU:HG	1:S:157:VAL:HG22	1.93	0.49
1:U:129:ILE:HD12	1:U:132:SER:OG	2.12	0.49
1:V:15:ALA:H	1:W:24:ASN:HB3	1.78	0.49
1:c:33:LEU:HA	1:c:158:LEU:HD22	1.93	0.49
1:d:33:LEU:HA	1:d:158:LEU:HD22	1.93	0.49
1:A:6:THR:HG22	1:A:217:ILE:HD13	1.95	0.49
1:D:33:LEU:HA	1:D:158:LEU:HD22	1.93	0.49
1:E:6:THR:HG22	1:E:217:ILE:HD13	1.95	0.49
1:E:36:LEU:HG	1:E:157:VAL:HG22	1.93	0.49
1:G:36:LEU:HG	1:G:157:VAL:HG22	1.93	0.49
1:I:62:LEU:HD22	1:I:136:THR:HG22	1.94	0.49
1:J:6:THR:HG22	1:J:217:ILE:HD13	1.94	0.49

*Continued on next page...*

*Continued from previous page...*

Atom-1	Atom-2	Interatomic distance (Å)	Clash overlap (Å)
1:J:34:LEU:HD23	1:J:58:LEU:HD12	1.92	0.49
1:M:66:GLN:NE2	1:M:67:PHE:H	2.10	0.49
1:U:66:GLN:NE2	1:U:67:PHE:H	2.10	0.49
1:V:129:ILE:HD12	1:V:132:SER:OG	2.12	0.49
1:W:62:LEU:HD22	1:W:136:THR:HG22	1.94	0.49
1:Y:66:GLN:NE2	1:Y:67:PHE:H	2.10	0.49
1:Z:66:GLN:NE2	1:Z:67:PHE:H	2.10	0.49
1:A:66:GLN:NE2	1:A:67:PHE:H	2.10	0.49
1:E:66:GLN:NE2	1:E:67:PHE:H	2.10	0.49
1:G:129:ILE:HD12	1:G:132:SER:OG	2.12	0.49
1:I:15:ALA:H	1:J:24:ASN:HB3	1.77	0.49
1:I:36:LEU:HG	1:I:157:VAL:HG22	1.93	0.49
1:L:129:ILE:HD12	1:L:132:SER:OG	2.12	0.49
1:O:37:VAL:HG12	1:O:38:THR:N	2.26	0.49
1:T:37:VAL:HG12	1:T:38:THR:N	2.26	0.49
1:T:129:ILE:HD12	1:T:132:SER:OG	2.12	0.49
1:U:37:VAL:HG12	1:U:38:THR:N	2.26	0.49
1:W:129:ILE:HD12	1:W:132:SER:OG	2.12	0.49
1:X:129:ILE:HD12	1:X:132:SER:OG	2.12	0.49
1:c:66:GLN:NE2	1:c:67:PHE:H	2.10	0.49
1:d:36:LEU:HG	1:d:157:VAL:HG22	1.93	0.49
1:d:227:LYS:HD2	1:d:229:ASP:HB2	1.95	0.49
1:A:15:ALA:H	1:B:24:ASN:HB3	1.77	0.49
1:A:62:LEU:HD22	1:A:136:THR:HG22	1.94	0.49
1:A:129:ILE:HD12	1:A:132:SER:OG	2.12	0.49
1:A:227:LYS:HD2	1:A:229:ASP:HB2	1.95	0.49
1:C:6:THR:HG22	1:C:217:ILE:HD13	1.94	0.49
1:J:66:GLN:NE2	1:J:67:PHE:H	2.10	0.49
1:K:6:THR:HG22	1:K:217:ILE:HD13	1.94	0.49
1:K:37:VAL:HG12	1:K:38:THR:N	2.26	0.49
1:K:129:ILE:HD12	1:K:132:SER:OG	2.12	0.49
1:M:129:ILE:HD12	1:M:132:SER:OG	2.12	0.49
1:Q:24:ASN:HB3	1:R:15:ALA:H	1.77	0.49
1:V:62:LEU:HD22	1:V:136:THR:HG22	1.94	0.49
1:X:62:LEU:HD22	1:X:136:THR:HG22	1.94	0.49
1:a:33:LEU:HA	1:a:158:LEU:HD22	1.93	0.49
1:b:6:THR:HG22	1:b:217:ILE:HD13	1.95	0.49
1:b:36:LEU:HG	1:b:157:VAL:HG22	1.93	0.49
1:c:36:LEU:HG	1:c:157:VAL:HG22	1.93	0.49
1:B:66:GLN:NE2	1:B:67:PHE:H	2.10	0.49
1:C:66:GLN:NE2	1:C:67:PHE:H	2.10	0.49

*Continued on next page...*



*Continued from previous page...*

Atom-1	Atom-2	Interatomic distance (Å)	Clash overlap (Å)
1:E:58:LEU:O	1:E:62:LEU:HG	2.12	0.49
1:G:6:THR:HG22	1:G:217:ILE:HD13	1.95	0.49
1:H:129:ILE:HD12	1:H:132:SER:OG	2.12	0.49
1:J:36:LEU:HG	1:J:157:VAL:HG22	1.93	0.49
1:J:129:ILE:HD12	1:J:132:SER:OG	2.12	0.49
1:N:37:VAL:HG12	1:N:38:THR:N	2.26	0.49
1:O:66:GLN:NE2	1:O:67:PHE:H	2.10	0.49
1:P:58:LEU:O	1:P:62:LEU:HG	2.12	0.49
1:P:62:LEU:HD22	1:P:136:THR:HG22	1.94	0.49
1:S:66:GLN:NE2	1:S:67:PHE:H	2.10	0.49
1:S:129:ILE:HD12	1:S:132:SER:OG	2.12	0.49
1:Z:227:LYS:HD2	1:Z:229:ASP:HB2	1.95	0.49
1:a:6:THR:HG22	1:a:217:ILE:HD13	1.95	0.49
1:A:58:LEU:O	1:A:62:LEU:HG	2.12	0.49
1:D:58:LEU:O	1:D:62:LEU:HG	2.12	0.49
1:E:62:LEU:HD22	1:E:136:THR:HG22	1.94	0.49
1:H:58:LEU:O	1:H:62:LEU:HG	2.12	0.49
1:J:37:VAL:HG12	1:J:38:THR:N	2.26	0.49
1:K:36:LEU:HG	1:K:157:VAL:HG22	1.93	0.49
1:N:129:ILE:HD12	1:N:132:SER:OG	2.12	0.49
1:O:129:ILE:HD12	1:O:132:SER:OG	2.12	0.49
1:Y:33:LEU:HA	1:Y:158:LEU:HD22	1.93	0.49
1:Y:129:ILE:HD12	1:Y:132:SER:OG	2.12	0.49
1:b:227:LYS:HD2	1:b:229:ASP:HB2	1.95	0.49
1:c:227:LYS:HD2	1:c:229:ASP:HB2	1.95	0.49
1:B:227:LYS:HD2	1:B:229:ASP:HB2	1.95	0.48
1:D:227:LYS:HD2	1:D:229:ASP:HB2	1.95	0.48
1:F:58:LEU:O	1:F:62:LEU:HG	2.12	0.48
1:G:58:LEU:O	1:G:62:LEU:HG	2.12	0.48
1:Q:66:GLN:NE2	1:Q:67:PHE:H	2.10	0.48
1:R:66:GLN:NE2	1:R:67:PHE:H	2.10	0.48
1:S:113:SER:HB3	1:S:115:PHE:CE2	2.48	0.48
1:W:66:GLN:NE2	1:W:67:PHE:H	2.10	0.48
1:Z:129:ILE:HD12	1:Z:132:SER:OG	2.12	0.48
1:a:227:LYS:HD2	1:a:229:ASP:HB2	1.95	0.48
1:d:129:ILE:HD12	1:d:132:SER:OG	2.12	0.48
1:C:227:LYS:HD2	1:C:229:ASP:HB2	1.95	0.48
1:D:62:LEU:HD22	1:D:136:THR:HG22	1.94	0.48
1:F:15:ALA:H	1:G:24:ASN:HB3	1.78	0.48
1:H:62:LEU:HD22	1:H:136:THR:HG22	1.94	0.48
1:P:113:SER:HB3	1:P:115:PHE:CE2	2.48	0.48

*Continued on next page...*



*Continued from previous page...*

Atom-1	Atom-2	Interatomic distance (Å)	Clash overlap (Å)
1:R:129:ILE:HD12	1:R:132:SER:OG	2.12	0.48
1:R:227:LYS:HD2	1:R:229:ASP:HB2	1.95	0.48
1:S:37:VAL:HG12	1:S:38:THR:N	2.26	0.48
1:T:227:LYS:HD2	1:T:229:ASP:HB2	1.95	0.48
1:V:37:VAL:HG12	1:V:38:THR:N	2.26	0.48
1:X:66:GLN:NE2	1:X:67:PHE:H	2.10	0.48
1:Y:227:LYS:HD2	1:Y:229:ASP:HB2	1.95	0.48
1:E:227:LYS:HD2	1:E:229:ASP:HB2	1.95	0.48
1:I:6:THR:HG22	1:I:217:ILE:HD13	1.94	0.48
1:L:66:GLN:NE2	1:L:67:PHE:H	2.10	0.48
1:O:62:LEU:HD22	1:O:136:THR:HG22	1.94	0.48
1:O:227:LYS:HD2	1:O:229:ASP:HB2	1.95	0.48
1:Q:58:LEU:O	1:Q:62:LEU:HG	2.12	0.48
1:S:227:LYS:HD2	1:S:229:ASP:HB2	1.95	0.48
1:W:37:VAL:HG12	1:W:38:THR:N	2.26	0.48
1:B:58:LEU:O	1:B:62:LEU:HG	2.12	0.48
1:B:81:GLU:OE2	1:B:83:LYS:HG3	2.14	0.48
1:H:71:VAL:HB	1:H:124:ASP:CB	2.32	0.48
1:I:58:LEU:O	1:I:62:LEU:HG	2.12	0.48
1:I:129:ILE:HD12	1:I:132:SER:OG	2.12	0.48
1:L:62:LEU:HD22	1:L:136:THR:HG22	1.94	0.48
1:N:81:GLU:OE2	1:N:83:LYS:HG3	2.14	0.48
1:P:66:GLN:NE2	1:P:67:PHE:H	2.10	0.48
1:P:227:LYS:HD2	1:P:229:ASP:HB2	1.95	0.48
1:Q:227:LYS:HD2	1:Q:229:ASP:HB2	1.95	0.48
1:Z:6:THR:HG22	1:Z:217:ILE:HD13	1.95	0.48
1:a:129:ILE:HD12	1:a:132:SER:OG	2.12	0.48
1:c:129:ILE:HD12	1:c:132:SER:OG	2.12	0.48
1:F:62:LEU:HD22	1:F:136:THR:HG22	1.94	0.48
1:I:113:SER:HB3	1:I:115:PHE:CE2	2.49	0.48
1:O:167:LYS:HE2	1:O:167:LYS:HB2	1.47	0.48
1:P:129:ILE:HD12	1:P:132:SER:OG	2.12	0.48
1:P:167:LYS:HE2	1:P:167:LYS:HB2	1.47	0.48
1:Q:129:ILE:HD12	1:Q:132:SER:OG	2.12	0.48
1:T:36:LEU:HG	1:T:157:VAL:HG22	1.93	0.48
1:T:52:GLN:NE2	1:T:153:GLU:OE1	2.47	0.48
1:V:39:LYS:HB2	1:V:39:LYS:HE3	1.46	0.48
1:Y:81:GLU:OE2	1:Y:83:LYS:HG3	2.14	0.48
1:C:58:LEU:O	1:C:62:LEU:HG	2.12	0.48
1:F:227:LYS:HD2	1:F:229:ASP:HB2	1.95	0.48
1:J:58:LEU:O	1:J:62:LEU:HG	2.12	0.48

*Continued on next page...*

*Continued from previous page...*

Atom-1	Atom-2	Interatomic distance (Å)	Clash overlap (Å)
1:K:227:LYS:HD2	1:K:229:ASP:HB2	1.95	0.48
1:M:113:SER:HB3	1:M:115:PHE:CE2	2.48	0.48
1:O:52:GLN:NE2	1:O:153:GLU:OE1	2.47	0.48
1:Q:81:GLU:OE2	1:Q:83:LYS:HG3	2.14	0.48
1:Q:167:LYS:HB2	1:Q:167:LYS:HE2	1.46	0.48
1:T:113:SER:HB3	1:T:115:PHE:CE2	2.48	0.48
1:W:52:GLN:NE2	1:W:153:GLU:OE1	2.47	0.48
1:X:227:LYS:HD2	1:X:229:ASP:HB2	1.95	0.48
1:a:66:GLN:NE2	1:a:67:PHE:H	2.10	0.48
1:b:129:ILE:HD12	1:b:132:SER:OG	2.12	0.48
1:E:81:GLU:OE2	1:E:83:LYS:HG3	2.14	0.48
1:G:52:GLN:NE2	1:G:153:GLU:OE1	2.47	0.48
1:K:52:GLN:NE2	1:K:153:GLU:OE1	2.47	0.48
1:L:81:GLU:OE2	1:L:83:LYS:HG3	2.14	0.48
1:N:227:LYS:HD2	1:N:229:ASP:HB2	1.95	0.48
1:P:52:GLN:NE2	1:P:153:GLU:OE1	2.47	0.48
1:S:81:GLU:OE2	1:S:83:LYS:HG3	2.14	0.48
1:S:167:LYS:HE2	1:S:167:LYS:HB2	1.46	0.48
1:U:62:LEU:HD22	1:U:136:THR:HG22	1.94	0.48
1:Y:15:ALA:H	1:Z:24:ASN:HB3	1.78	0.48
1:Z:1:MET:HE2	1:Z:3:ALA:HB3	1.96	0.48
1:Z:52:GLN:NE2	1:Z:153:GLU:OE1	2.47	0.48
1:a:52:GLN:NE2	1:a:153:GLU:OE1	2.47	0.48
1:a:81:GLU:OE2	1:a:83:LYS:HG3	2.14	0.48
1:b:66:GLN:NE2	1:b:67:PHE:H	2.10	0.48
1:d:6:THR:HG22	1:d:217:ILE:HD13	1.95	0.48
1:d:52:GLN:NE2	1:d:153:GLU:OE1	2.47	0.48
1:d:81:GLU:OE2	1:d:83:LYS:HG3	2.14	0.48
1:A:52:GLN:NE2	1:A:153:GLU:OE1	2.47	0.48
1:D:6:THR:HG22	1:D:217:ILE:HD13	1.95	0.48
1:D:81:GLU:OE2	1:D:83:LYS:HG3	2.14	0.48
1:G:62:LEU:HD22	1:G:136:THR:HG22	1.94	0.48
1:G:81:GLU:OE2	1:G:83:LYS:HG3	2.14	0.48
1:J:81:GLU:OE2	1:J:83:LYS:HG3	2.14	0.48
1:M:6:THR:HG22	1:M:217:ILE:HD13	1.95	0.48
1:N:62:LEU:HD22	1:N:136:THR:HG22	1.94	0.48
1:P:6:THR:HG22	1:P:217:ILE:HD13	1.95	0.48
1:T:6:THR:HG22	1:T:217:ILE:HD13	1.95	0.48
1:T:58:LEU:O	1:T:62:LEU:HG	2.12	0.48
1:V:1:MET:HE2	1:V:3:ALA:HB3	1.96	0.48
1:W:1:MET:HE2	1:W:3:ALA:HB3	1.96	0.48

*Continued on next page...*

*Continued from previous page...*

Atom-1	Atom-2	Interatomic distance (Å)	Clash overlap (Å)
1:W:81:GLU:OE2	1:W:83:LYS:HG3	2.14	0.48
1:c:6:THR:HG22	1:c:217:ILE:HD13	1.95	0.48
1:D:52:GLN:NE2	1:D:153:GLU:OE1	2.47	0.48
1:F:52:GLN:NE2	1:F:153:GLU:OE1	2.47	0.48
1:H:52:GLN:NE2	1:H:153:GLU:OE1	2.47	0.48
1:J:227:LYS:HD2	1:J:229:ASP:HB2	1.95	0.48
1:K:58:LEU:O	1:K:62:LEU:HG	2.12	0.48
1:M:52:GLN:NE2	1:M:153:GLU:OE1	2.47	0.48
1:M:62:LEU:HD22	1:M:136:THR:HG22	1.94	0.48
1:M:227:LYS:HD2	1:M:229:ASP:HB2	1.95	0.48
1:N:39:LYS:HB2	1:N:39:LYS:HE3	1.46	0.48
1:P:81:GLU:OE2	1:P:83:LYS:HG3	2.14	0.48
1:S:52:GLN:NE2	1:S:153:GLU:OE1	2.47	0.48
1:V:6:THR:HG22	1:V:217:ILE:HD13	1.95	0.48
1:V:52:GLN:NE2	1:V:153:GLU:OE1	2.47	0.48
1:Y:1:MET:HE2	1:Y:3:ALA:HB3	1.96	0.48
1:c:81:GLU:OE2	1:c:83:LYS:HG3	2.14	0.48
1:d:66:GLN:NE2	1:d:67:PHE:H	2.10	0.48
1:L:227:LYS:HD2	1:L:229:ASP:HB2	1.95	0.48
1:N:167:LYS:HE2	1:N:167:LYS:HB2	1.47	0.48
1:Q:6:THR:HG22	1:Q:217:ILE:HD13	1.95	0.48
1:R:58:LEU:O	1:R:62:LEU:HG	2.12	0.48
1:T:66:GLN:NE2	1:T:67:PHE:H	2.10	0.48
1:U:1:MET:HE2	1:U:3:ALA:HB3	1.96	0.48
1:U:81:GLU:OE2	1:U:83:LYS:HG3	2.14	0.48
1:X:1:MET:HE2	1:X:3:ALA:HB3	1.96	0.48
1:a:1:MET:HE2	1:a:3:ALA:HB3	1.96	0.48
1:b:1:MET:HE2	1:b:3:ALA:HB3	1.96	0.48
1:c:113:SER:HB3	1:c:115:PHE:CE2	2.48	0.48
1:B:151:ARG:HA	1:B:151:ARG:HD2	1.37	0.47
1:G:227:LYS:HD2	1:G:229:ASP:HB2	1.95	0.47
1:I:39:LYS:HE3	1:I:39:LYS:HB2	1.46	0.47
1:L:1:MET:HE2	1:L:3:ALA:HB3	1.96	0.47
1:M:1:MET:HE2	1:M:3:ALA:HB3	1.96	0.47
1:N:1:MET:HE2	1:N:3:ALA:HB3	1.96	0.47
1:N:6:THR:HG22	1:N:217:ILE:HD13	1.95	0.47
1:N:52:GLN:NE2	1:N:153:GLU:OE1	2.47	0.47
1:O:6:THR:HG22	1:O:217:ILE:HD13	1.94	0.47
1:Q:113:SER:HB3	1:Q:115:PHE:CE2	2.49	0.47
1:S:58:LEU:O	1:S:62:LEU:HG	2.12	0.47
1:U:6:THR:HG22	1:U:217:ILE:HD13	1.95	0.47

*Continued on next page...*

*Continued from previous page...*

Atom-1	Atom-2	Interatomic distance (Å)	Clash overlap (Å)
1:U:52:GLN:NE2	1:U:153:GLU:OE1	2.47	0.47
1:V:81:GLU:OE2	1:V:83:LYS:HG3	2.14	0.47
1:X:52:GLN:NE2	1:X:153:GLU:OE1	2.47	0.47
1:c:1:MET:HE2	1:c:3:ALA:HB3	1.96	0.47
1:C:52:GLN:NE2	1:C:153:GLU:OE1	2.47	0.47
1:E:39:LYS:HB2	1:E:39:LYS:HE3	1.46	0.47
1:E:52:GLN:NE2	1:E:153:GLU:OE1	2.47	0.47
1:J:52:GLN:NE2	1:J:153:GLU:OE1	2.47	0.47
1:L:52:GLN:NE2	1:L:153:GLU:OE1	2.47	0.47
1:b:81:GLU:OE2	1:b:83:LYS:HG3	2.14	0.47
1:A:113:SER:HB3	1:A:115:PHE:CE2	2.48	0.47
1:B:52:GLN:NE2	1:B:153:GLU:OE1	2.47	0.47
1:C:71:VAL:HB	1:C:124:ASP:CB	2.32	0.47
1:H:81:GLU:OE2	1:H:83:LYS:HG3	2.14	0.47
1:H:227:LYS:HD2	1:H:229:ASP:HB2	1.95	0.47
1:I:227:LYS:HD2	1:I:229:ASP:HB2	1.95	0.47
1:O:81:GLU:OE2	1:O:83:LYS:HG3	2.14	0.47
1:P:1:MET:HE2	1:P:3:ALA:HB3	1.96	0.47
1:T:81:GLU:OE2	1:T:83:LYS:HG3	2.14	0.47
1:W:6:THR:HG22	1:W:217:ILE:HD13	1.95	0.47
1:c:52:GLN:NE2	1:c:153:GLU:OE1	2.47	0.47
1:F:39:LYS:HB2	1:F:39:LYS:HE3	1.45	0.47
1:H:6:THR:HG22	1:H:217:ILE:HD13	1.95	0.47
1:Q:52:GLN:NE2	1:Q:153:GLU:OE1	2.47	0.47
1:U:227:LYS:HD2	1:U:229:ASP:HB2	1.95	0.47
1:W:227:LYS:HD2	1:W:229:ASP:HB2	1.95	0.47
1:a:151:ARG:HA	1:a:151:ARG:HD2	1.37	0.47
1:b:52:GLN:NE2	1:b:153:GLU:OE1	2.47	0.47
1:C:81:GLU:OE2	1:C:83:LYS:HG3	2.14	0.47
1:E:151:ARG:HA	1:E:151:ARG:HD2	1.37	0.47
1:H:39:LYS:HB2	1:H:39:LYS:HE3	1.46	0.47
1:H:113:SER:HB3	1:H:115:PHE:CE2	2.49	0.47
1:I:167:LYS:HE2	1:I:167:LYS:HB2	1.47	0.47
1:O:1:MET:HE2	1:O:3:ALA:HB3	1.96	0.47
1:R:52:GLN:NE2	1:R:153:GLU:OE1	2.47	0.47
1:X:113:SER:HB3	1:X:115:PHE:CE2	2.48	0.47
1:Z:113:SER:HB3	1:Z:115:PHE:CE2	2.49	0.47
1:A:1:MET:HE2	1:A:3:ALA:HB3	1.96	0.47
1:A:81:GLU:OE2	1:A:83:LYS:HG3	2.14	0.47
1:F:237:LEU:HG	1:F:238:ARG:N	2.30	0.47
1:G:39:LYS:HE3	1:G:39:LYS:HB2	1.46	0.47

*Continued on next page...*

*Continued from previous page...*

Atom-1	Atom-2	Interatomic distance (Å)	Clash overlap (Å)
1:G:237:LEU:HG	1:G:238:ARG:N	2.30	0.47
1:I:52:GLN:NE2	1:I:153:GLU:OE1	2.47	0.47
1:K:81:GLU:OE2	1:K:83:LYS:HG3	2.14	0.47
1:L:6:THR:HG22	1:L:217:ILE:HD13	1.95	0.47
1:M:81:GLU:OE2	1:M:83:LYS:HG3	2.14	0.47
1:N:40:LYS:HB3	1:N:50:LYS:HB3	1.97	0.47
1:V:113:SER:HB3	1:V:115:PHE:CE2	2.48	0.47
1:X:81:GLU:OE2	1:X:83:LYS:HG3	2.14	0.47
1:b:113:SER:HB3	1:b:115:PHE:CE2	2.48	0.47
1:d:1:MET:HE2	1:d:3:ALA:HB3	1.96	0.47
1:B:1:MET:HE2	1:B:3:ALA:HB3	1.96	0.47
1:B:113:SER:HB3	1:B:115:PHE:CE2	2.48	0.47
1:B:234:PHE:N	1:B:234:PHE:CD1	2.83	0.47
1:B:237:LEU:HG	1:B:238:ARG:N	2.30	0.47
1:C:234:PHE:N	1:C:234:PHE:CD1	2.83	0.47
1:D:113:SER:HB3	1:D:115:PHE:CE2	2.48	0.47
1:D:237:LEU:HG	1:D:238:ARG:N	2.30	0.47
1:E:237:LEU:HG	1:E:238:ARG:N	2.30	0.47
1:F:40:LYS:HB3	1:F:50:LYS:HB3	1.97	0.47
1:G:40:LYS:HB3	1:G:50:LYS:HB3	1.97	0.47
1:I:81:GLU:OE2	1:I:83:LYS:HG3	2.14	0.47
1:I:237:LEU:HG	1:I:238:ARG:N	2.30	0.47
1:J:234:PHE:N	1:J:234:PHE:CD1	2.83	0.47
1:K:113:SER:HB3	1:K:115:PHE:CE2	2.48	0.47
1:L:40:LYS:HB3	1:L:50:LYS:HB3	1.97	0.47
1:M:40:LYS:HB3	1:M:50:LYS:HB3	1.97	0.47
1:N:113:SER:HB3	1:N:115:PHE:CE2	2.49	0.47
1:O:40:LYS:HB3	1:O:50:LYS:HB3	1.97	0.47
1:P:40:LYS:HB3	1:P:50:LYS:HB3	1.97	0.47
1:R:6:THR:HG22	1:R:217:ILE:HD13	1.95	0.47
1:R:167:LYS:HE2	1:R:167:LYS:HB2	1.47	0.47
1:S:6:THR:HG22	1:S:217:ILE:HD13	1.95	0.47
1:X:6:THR:HG22	1:X:217:ILE:HD13	1.95	0.47
1:Y:6:THR:HG22	1:Y:217:ILE:HD13	1.95	0.47
1:Y:52:GLN:NE2	1:Y:153:GLU:OE1	2.47	0.47
1:Z:81:GLU:OE2	1:Z:83:LYS:HG3	2.14	0.47
1:a:113:SER:HB3	1:a:115:PHE:CE2	2.49	0.47
1:b:15:ALA:H	1:c:24:ASN:HB3	1.78	0.47
1:C:237:LEU:HG	1:C:238:ARG:N	2.30	0.47
1:E:40:LYS:HB3	1:E:50:LYS:HB3	1.97	0.47
1:H:40:LYS:HB3	1:H:50:LYS:HB3	1.97	0.47

*Continued on next page...*

*Continued from previous page...*

Atom-1	Atom-2	Interatomic distance (Å)	Clash overlap (Å)
1:H:237:LEU:HG	1:H:238:ARG:N	2.30	0.47
1:K:237:LEU:HG	1:K:238:ARG:N	2.30	0.47
1:Q:237:LEU:HG	1:Q:238:ARG:N	2.30	0.47
1:S:1:MET:HE2	1:S:3:ALA:HB3	1.96	0.47
1:T:237:LEU:HG	1:T:238:ARG:N	2.30	0.47
1:V:227:LYS:HD2	1:V:229:ASP:HB2	1.95	0.47
1:W:151:ARG:HA	1:W:151:ARG:HD2	1.37	0.47
1:a:234:PHE:N	1:a:234:PHE:CD1	2.83	0.47
1:D:40:LYS:HB3	1:D:50:LYS:HB3	1.97	0.47
1:F:81:GLU:OE2	1:F:83:LYS:HG3	2.14	0.47
1:G:6:THR:HG22	1:G:217:ILE:CD1	2.45	0.47
1:J:237:LEU:HG	1:J:238:ARG:N	2.30	0.47
1:M:167:LYS:HE2	1:M:167:LYS:HB2	1.47	0.47
1:Q:1:MET:HE2	1:Q:3:ALA:HB3	1.96	0.47
1:R:1:MET:HE2	1:R:3:ALA:HB3	1.96	0.47
1:U:40:LYS:HB3	1:U:50:LYS:HB3	1.97	0.47
1:c:6:THR:HG22	1:c:217:ILE:CD1	2.45	0.47
1:d:6:THR:HG22	1:d:217:ILE:CD1	2.45	0.47
1:C:113:SER:HB3	1:C:115:PHE:CE2	2.48	0.47
1:F:6:THR:HG22	1:F:217:ILE:CD1	2.45	0.47
1:I:40:LYS:HB3	1:I:50:LYS:HB3	1.97	0.47
1:I:234:PHE:N	1:I:234:PHE:CD1	2.83	0.47
1:L:39:LYS:HB2	1:L:39:LYS:HE3	1.46	0.47
1:O:39:LYS:HE3	1:O:39:LYS:HB2	1.45	0.47
1:Q:40:LYS:HB3	1:Q:50:LYS:HB3	1.97	0.47
1:R:234:PHE:N	1:R:234:PHE:CD1	2.83	0.47
1:S:237:LEU:HG	1:S:238:ARG:N	2.30	0.47
1:X:234:PHE:CD1	1:X:234:PHE:N	2.83	0.47
1:d:234:PHE:N	1:d:234:PHE:CD1	2.83	0.47
1:A:6:THR:HG22	1:A:217:ILE:CD1	2.45	0.46
1:A:237:LEU:HG	1:A:238:ARG:N	2.30	0.46
1:C:1:MET:HE2	1:C:3:ALA:HB3	1.96	0.46
1:C:40:LYS:HB3	1:C:50:LYS:HB3	1.97	0.46
1:E:1:MET:HE2	1:E:3:ALA:HB3	1.96	0.46
1:H:6:THR:HG22	1:H:217:ILE:CD1	2.45	0.46
1:Q:234:PHE:N	1:Q:234:PHE:CD1	2.83	0.46
1:R:81:GLU:OE2	1:R:83:LYS:HG3	2.14	0.46
1:R:237:LEU:HG	1:R:238:ARG:N	2.30	0.46
1:V:40:LYS:HB3	1:V:50:LYS:HB3	1.97	0.46
1:D:1:MET:HE2	1:D:3:ALA:HB3	1.96	0.46
1:E:6:THR:HG22	1:E:217:ILE:CD1	2.45	0.46

*Continued on next page...*

*Continued from previous page...*

Atom-1	Atom-2	Interatomic distance (Å)	Clash overlap (Å)
1:F:1:MET:HE2	1:F:3:ALA:HB3	1.96	0.46
1:F:113:SER:HB3	1:F:115:PHE:CE2	2.48	0.46
1:J:40:LYS:HB3	1:J:50:LYS:HB3	1.97	0.46
1:O:6:THR:HG22	1:O:217:ILE:CD1	2.45	0.46
1:P:237:LEU:HG	1:P:238:ARG:N	2.30	0.46
1:c:237:LEU:HG	1:c:238:ARG:N	2.30	0.46
1:A:234:PHE:N	1:A:234:PHE:CD1	2.83	0.46
1:B:40:LYS:HB3	1:B:50:LYS:HB3	1.97	0.46
1:D:87:HIS:HB3	1:E:202:THR:HB	1.97	0.46
1:G:110:GLU:OE1	1:G:110:GLU:O	2.34	0.46
1:H:110:GLU:OE1	1:H:110:GLU:O	2.34	0.46
1:M:6:THR:HG22	1:M:217:ILE:CD1	2.45	0.46
1:N:6:THR:HG22	1:N:217:ILE:CD1	2.45	0.46
1:R:40:LYS:HB3	1:R:50:LYS:HB3	1.97	0.46
1:R:113:SER:HB3	1:R:115:PHE:CE2	2.48	0.46
1:U:234:PHE:N	1:U:234:PHE:CD1	2.83	0.46
1:W:40:LYS:HB3	1:W:50:LYS:HB3	1.97	0.46
1:b:6:THR:HG22	1:b:217:ILE:CD1	2.45	0.46
1:d:237:LEU:HG	1:d:238:ARG:N	2.30	0.46
1:B:6:THR:HG22	1:B:217:ILE:CD1	2.45	0.46
1:F:110:GLU:OE1	1:F:110:GLU:O	2.34	0.46
1:I:110:GLU:OE1	1:I:110:GLU:O	2.34	0.46
1:L:6:THR:HG22	1:L:217:ILE:CD1	2.45	0.46
1:P:6:THR:HG22	1:P:217:ILE:CD1	2.45	0.46
1:S:40:LYS:HB3	1:S:50:LYS:HB3	1.97	0.46
1:T:1:MET:HE2	1:T:3:ALA:HB3	1.96	0.46
1:U:110:GLU:OE1	1:U:110:GLU:O	2.34	0.46
1:X:6:THR:HG22	1:X:217:ILE:CD1	2.45	0.46
1:Y:113:SER:HB3	1:Y:115:PHE:CE2	2.48	0.46
1:b:237:LEU:HG	1:b:238:ARG:N	2.30	0.46
1:E:110:GLU:OE1	1:E:110:GLU:O	2.34	0.46
1:G:1:MET:HE2	1:G:3:ALA:HB3	1.96	0.46
1:G:76:ASP:HA	1:G:119:ARG:HA	1.97	0.46
1:H:234:PHE:CD1	1:H:234:PHE:N	2.83	0.46
1:J:110:GLU:OE1	1:J:110:GLU:O	2.34	0.46
1:K:1:MET:HE2	1:K:3:ALA:HB3	1.96	0.46
1:K:40:LYS:HB3	1:K:50:LYS:HB3	1.97	0.46
1:K:234:PHE:N	1:K:234:PHE:CD1	2.83	0.46
1:L:110:GLU:OE1	1:L:110:GLU:O	2.34	0.46
1:M:110:GLU:OE1	1:M:110:GLU:O	2.34	0.46
1:N:110:GLU:OE1	1:N:110:GLU:O	2.34	0.46

*Continued on next page...*



*Continued from previous page...*

Atom-1	Atom-2	Interatomic distance (Å)	Clash overlap (Å)
1:O:110:GLU:OE1	1:O:110:GLU:O	2.34	0.46
1:Q:6:THR:HG22	1:Q:217:ILE:CD1	2.45	0.46
1:T:6:THR:HG22	1:T:217:ILE:CD1	2.45	0.46
1:U:6:THR:HG22	1:U:217:ILE:CD1	2.45	0.46
1:V:110:GLU:OE1	1:V:110:GLU:O	2.34	0.46
1:X:110:GLU:OE1	1:X:110:GLU:O	2.34	0.46
1:d:113:SER:HB3	1:d:115:PHE:CE2	2.49	0.46
1:A:40:LYS:HB3	1:A:50:LYS:HB3	1.97	0.46
1:A:241:GLN:OE1	1:A:241:GLN:N	2.49	0.46
1:B:241:GLN:OE1	1:B:241:GLN:N	2.49	0.46
1:D:76:ASP:HA	1:D:119:ARG:HA	1.97	0.46
1:E:241:GLN:OE1	1:E:241:GLN:N	2.49	0.46
1:F:76:ASP:HA	1:F:119:ARG:HA	1.98	0.46
1:F:241:GLN:OE1	1:F:241:GLN:N	2.49	0.46
1:I:6:THR:HG22	1:I:217:ILE:CD1	2.45	0.46
1:J:1:MET:HE2	1:J:3:ALA:HB3	1.96	0.46
1:K:110:GLU:OE1	1:K:110:GLU:O	2.34	0.46
1:M:169:VAL:HG22	1:M:210:GLU:OE2	2.16	0.46
1:O:237:LEU:HG	1:O:238:ARG:N	2.30	0.46
1:P:110:GLU:OE1	1:P:110:GLU:O	2.34	0.46
1:R:6:THR:HG22	1:R:217:ILE:CD1	2.45	0.46
1:T:169:VAL:HG22	1:T:210:GLU:OE2	2.16	0.46
1:W:110:GLU:OE1	1:W:110:GLU:O	2.34	0.46
1:Y:6:THR:HG22	1:Y:217:ILE:CD1	2.45	0.46
1:Z:110:GLU:OE1	1:Z:110:GLU:O	2.34	0.46
1:a:237:LEU:HG	1:a:238:ARG:N	2.30	0.46
1:c:151:ARG:HA	1:c:151:ARG:HD2	1.37	0.46
1:C:110:GLU:O	1:C:110:GLU:OE1	2.34	0.46
1:C:241:GLN:OE1	1:C:241:GLN:N	2.49	0.46
1:D:110:GLU:OE1	1:D:110:GLU:O	2.34	0.46
1:H:1:MET:HE2	1:H:3:ALA:HB3	1.96	0.46
1:J:169:VAL:HG22	1:J:210:GLU:OE2	2.16	0.46
1:K:6:THR:HG22	1:K:217:ILE:CD1	2.45	0.46
1:K:169:VAL:HG22	1:K:210:GLU:OE2	2.16	0.46
1:L:76:ASP:HA	1:L:119:ARG:HA	1.97	0.46
1:L:169:VAL:HG22	1:L:210:GLU:OE2	2.16	0.46
1:N:62:LEU:O	1:N:64:GLU:N	2.44	0.46
1:S:6:THR:HG22	1:S:217:ILE:CD1	2.45	0.46
1:U:113:SER:HB3	1:U:115:PHE:CE2	2.48	0.46
1:V:6:THR:HG22	1:V:217:ILE:CD1	2.45	0.46
1:W:113:SER:HB3	1:W:115:PHE:CE2	2.48	0.46

*Continued on next page...*



*Continued from previous page...*

Atom-1	Atom-2	Interatomic distance (Å)	Clash overlap (Å)
1:X:71:VAL:HB	1:X:124:ASP:CB	2.32	0.46
1:Y:110:GLU:OE1	1:Y:110:GLU:O	2.34	0.46
1:a:110:GLU:OE1	1:a:110:GLU:O	2.34	0.46
1:B:110:GLU:OE1	1:B:110:GLU:O	2.34	0.46
1:C:76:ASP:HA	1:C:119:ARG:HA	1.97	0.46
1:D:6:THR:HG22	1:D:217:ILE:CD1	2.45	0.46
1:E:167:LYS:HE2	1:E:167:LYS:HB2	1.47	0.46
1:G:87:HIS:HB3	1:H:202:THR:HB	1.97	0.46
1:I:1:MET:HE2	1:I:3:ALA:HB3	1.96	0.46
1:I:76:ASP:HA	1:I:119:ARG:HA	1.98	0.46
1:N:169:VAL:HG22	1:N:210:GLU:OE2	2.16	0.46
1:N:234:PHE:N	1:N:234:PHE:CD1	2.83	0.46
1:O:151:ARG:HA	1:O:151:ARG:HD2	1.37	0.46
1:R:169:VAL:HG22	1:R:210:GLU:OE2	2.16	0.46
1:S:169:VAL:HG22	1:S:210:GLU:OE2	2.16	0.46
1:T:110:GLU:OE1	1:T:110:GLU:O	2.34	0.46
1:V:169:VAL:HG22	1:V:210:GLU:OE2	2.16	0.46
1:X:169:VAL:HG22	1:X:210:GLU:OE2	2.16	0.46
1:Y:169:VAL:HG22	1:Y:210:GLU:OE2	2.16	0.46
1:Z:169:VAL:HG22	1:Z:210:GLU:OE2	2.16	0.46
1:Z:237:LEU:HG	1:Z:238:ARG:N	2.30	0.46
1:Z:241:GLN:N	1:Z:241:GLN:OE1	2.49	0.46
1:a:169:VAL:HG22	1:a:210:GLU:OE2	2.16	0.46
1:b:110:GLU:OE1	1:b:110:GLU:O	2.34	0.46
1:d:241:GLN:OE1	1:d:241:GLN:N	2.49	0.46
1:A:110:GLU:OE1	1:A:110:GLU:O	2.34	0.46
1:E:76:ASP:HA	1:E:119:ARG:HA	1.98	0.46
1:H:76:ASP:HA	1:H:119:ARG:HA	1.98	0.46
1:J:76:ASP:HA	1:J:119:ARG:HA	1.97	0.46
1:K:39:LYS:HB2	1:K:39:LYS:HE3	1.46	0.46
1:M:237:LEU:HG	1:M:238:ARG:N	2.30	0.46
1:N:76:ASP:HA	1:N:119:ARG:HA	1.98	0.46
1:O:76:ASP:HA	1:O:119:ARG:HA	1.98	0.46
1:Q:110:GLU:OE1	1:Q:110:GLU:O	2.34	0.46
1:S:110:GLU:OE1	1:S:110:GLU:O	2.34	0.46
1:T:40:LYS:HB3	1:T:50:LYS:HB3	1.97	0.46
1:U:169:VAL:HG22	1:U:210:GLU:OE2	2.16	0.46
1:V:71:VAL:HB	1:V:124:ASP:CB	2.32	0.46
1:W:6:THR:HG22	1:W:217:ILE:CD1	2.45	0.46
1:X:40:LYS:HB3	1:X:50:LYS:HB3	1.97	0.46
1:Y:237:LEU:HG	1:Y:238:ARG:N	2.30	0.46

*Continued on next page...*

*Continued from previous page...*

Atom-1	Atom-2	Interatomic distance (Å)	Clash overlap (Å)
1:a:241:GLN:OE1	1:a:241:GLN:N	2.49	0.46
1:c:110:GLU:OE1	1:c:110:GLU:O	2.34	0.46
1:c:167:LYS:HE2	1:c:167:LYS:HB2	1.46	0.46
1:d:110:GLU:OE1	1:d:110:GLU:O	2.34	0.46
1:I:169:VAL:HG22	1:I:210:GLU:OE2	2.16	0.46
1:J:113:SER:HB3	1:J:115:PHE:CE2	2.48	0.46
1:M:76:ASP:HA	1:M:119:ARG:HA	1.98	0.46
1:O:113:SER:HB3	1:O:115:PHE:CE2	2.48	0.46
1:O:169:VAL:HG22	1:O:210:GLU:OE2	2.16	0.46
1:Q:169:VAL:HG22	1:Q:210:GLU:OE2	2.16	0.46
1:R:110:GLU:OE1	1:R:110:GLU:O	2.34	0.46
1:W:169:VAL:HG22	1:W:210:GLU:OE2	2.16	0.46
1:W:237:LEU:HG	1:W:238:ARG:N	2.30	0.46
1:Y:241:GLN:OE1	1:Y:241:GLN:N	2.49	0.46
1:Z:6:THR:HG22	1:Z:217:ILE:CD1	2.45	0.46
1:a:6:THR:HG22	1:a:217:ILE:CD1	2.45	0.46
1:b:169:VAL:HG22	1:b:210:GLU:OE2	2.16	0.46
1:D:241:GLN:N	1:D:241:GLN:OE1	2.49	0.45
1:G:113:SER:HB3	1:G:115:PHE:CE2	2.49	0.45
1:L:237:LEU:HG	1:L:238:ARG:N	2.30	0.45
1:P:76:ASP:HA	1:P:119:ARG:HA	1.98	0.45
1:U:76:ASP:HA	1:U:119:ARG:HA	1.98	0.45
1:X:87:HIS:HB3	1:Y:202:THR:HB	1.97	0.45
1:c:169:VAL:HG22	1:c:210:GLU:OE2	2.16	0.45
1:d:40:LYS:HB3	1:d:50:LYS:HB3	1.97	0.45
1:B:76:ASP:HA	1:B:119:ARG:HA	1.98	0.45
1:C:6:THR:HG22	1:C:217:ILE:CD1	2.45	0.45
1:E:113:SER:HB3	1:E:115:PHE:CE2	2.49	0.45
1:F:234:PHE:N	1:F:234:PHE:CD1	2.83	0.45
1:G:234:PHE:N	1:G:234:PHE:CD1	2.83	0.45
1:G:241:GLN:N	1:G:241:GLN:OE1	2.49	0.45
1:H:169:VAL:HG22	1:H:210:GLU:OE2	2.16	0.45
1:J:6:THR:HG22	1:J:217:ILE:CD1	2.45	0.45
1:J:71:VAL:HB	1:J:124:ASP:CB	2.32	0.45
1:J:241:GLN:OE1	1:J:241:GLN:N	2.49	0.45
1:L:113:SER:HB3	1:L:115:PHE:CE2	2.48	0.45
1:L:167:LYS:HB2	1:L:167:LYS:HE2	1.47	0.45
1:N:241:GLN:OE1	1:N:241:GLN:N	2.49	0.45
1:U:87:HIS:HB3	1:V:202:THR:HB	1.98	0.45
1:V:234:PHE:N	1:V:234:PHE:CD1	2.83	0.45
1:c:40:LYS:HB3	1:c:50:LYS:HB3	1.97	0.45

*Continued on next page...*

*Continued from previous page...*

Atom-1	Atom-2	Interatomic distance (Å)	Clash overlap (Å)
1:d:169:VAL:HG22	1:d:210:GLU:OE2	2.16	0.45
1:A:76:ASP:HA	1:A:119:ARG:HA	1.98	0.45
1:B:39:LYS:HB2	1:B:39:LYS:HE3	1.46	0.45
1:L:241:GLN:N	1:L:241:GLN:OE1	2.49	0.45
1:M:241:GLN:OE1	1:M:241:GLN:N	2.49	0.45
1:P:169:VAL:HG22	1:P:210:GLU:OE2	2.16	0.45
1:b:40:LYS:HB3	1:b:50:LYS:HB3	1.97	0.45
1:d:76:ASP:HA	1:d:119:ARG:HA	1.98	0.45
1:A:169:VAL:HG22	1:A:210:GLU:OE2	2.16	0.45
1:E:71:VAL:HB	1:E:124:ASP:CB	2.32	0.45
1:F:169:VAL:HG22	1:F:210:GLU:OE2	2.16	0.45
1:G:169:VAL:HG22	1:G:210:GLU:OE2	2.16	0.45
1:H:167:LYS:HE2	1:H:167:LYS:HB2	1.47	0.45
1:I:241:GLN:OE1	1:I:241:GLN:N	2.49	0.45
1:J:62:LEU:O	1:J:64:GLU:N	2.44	0.45
1:K:76:ASP:HA	1:K:119:ARG:HA	1.98	0.45
1:K:241:GLN:OE1	1:K:241:GLN:N	2.49	0.45
1:S:234:PHE:N	1:S:234:PHE:CD1	2.83	0.45
1:U:237:LEU:HG	1:U:238:ARG:N	2.30	0.45
1:V:76:ASP:HA	1:V:119:ARG:HA	1.98	0.45
1:X:237:LEU:HG	1:X:238:ARG:N	2.30	0.45
1:Y:40:LYS:HB3	1:Y:50:LYS:HB3	1.97	0.45
1:b:234:PHE:N	1:b:234:PHE:CD1	2.83	0.45
1:c:76:ASP:HA	1:c:119:ARG:HA	1.97	0.45
1:I:37:VAL:HG11	1:I:51:TYR:HD1	1.82	0.45
1:K:37:VAL:HG11	1:K:51:TYR:HD1	1.82	0.45
1:L:37:VAL:HG11	1:L:51:TYR:HD1	1.82	0.45
1:O:241:GLN:N	1:O:241:GLN:OE1	2.49	0.45
1:Q:76:ASP:HA	1:Q:119:ARG:HA	1.98	0.45
1:R:62:LEU:O	1:R:64:GLU:N	2.44	0.45
1:T:234:PHE:N	1:T:234:PHE:CD1	2.83	0.45
1:U:151:ARG:HA	1:U:151:ARG:HD2	1.37	0.45
1:V:237:LEU:HG	1:V:238:ARG:N	2.30	0.45
1:Z:40:LYS:HB3	1:Z:50:LYS:HB3	1.97	0.45
1:a:37:VAL:HG11	1:a:51:TYR:HD1	1.82	0.45
1:a:39:LYS:HB2	1:a:39:LYS:HE3	1.46	0.45
1:c:241:GLN:OE1	1:c:241:GLN:N	2.49	0.45
1:C:76:ASP:OD1	1:C:76:ASP:N	2.50	0.45
1:N:37:VAL:HG11	1:N:51:TYR:HD1	1.82	0.45
1:P:37:VAL:HG11	1:P:51:TYR:HD1	1.82	0.45
1:T:76:ASP:HA	1:T:119:ARG:HA	1.98	0.45

*Continued on next page...*

*Continued from previous page...*

Atom-1	Atom-2	Interatomic distance (Å)	Clash overlap (Å)
1:T:241:GLN:N	1:T:241:GLN:OE1	2.49	0.45
1:W:76:ASP:HA	1:W:119:ARG:HA	1.98	0.45
1:W:234:PHE:N	1:W:234:PHE:CD1	2.83	0.45
1:X:241:GLN:OE1	1:X:241:GLN:N	2.49	0.45
1:a:40:LYS:HB3	1:a:50:LYS:HB3	1.97	0.45
1:a:76:ASP:HA	1:a:119:ARG:HA	1.97	0.45
1:b:76:ASP:HA	1:b:119:ARG:HA	1.98	0.45
1:b:241:GLN:N	1:b:241:GLN:OE1	2.49	0.45
1:c:37:VAL:HG11	1:c:51:TYR:HD1	1.82	0.45
1:B:169:VAL:HG22	1:B:210:GLU:OE2	2.16	0.45
1:D:234:PHE:N	1:D:234:PHE:CD1	2.83	0.45
1:E:169:VAL:HG22	1:E:210:GLU:OE2	2.16	0.45
1:N:237:LEU:HG	1:N:238:ARG:N	2.30	0.45
1:P:39:LYS:HB2	1:P:39:LYS:HE3	1.46	0.45
1:S:37:VAL:HG11	1:S:51:TYR:HD1	1.82	0.45
1:S:241:GLN:OE1	1:S:241:GLN:N	2.49	0.45
1:V:37:VAL:HG11	1:V:51:TYR:HD1	1.82	0.45
1:B:76:ASP:OD1	1:B:76:ASP:N	2.50	0.45
1:B:87:HIS:HB3	1:C:202:THR:HB	1.99	0.45
1:E:37:VAL:HG11	1:E:51:TYR:HD1	1.82	0.45
1:Q:71:VAL:HB	1:Q:124:ASP:CB	2.32	0.45
1:R:76:ASP:HA	1:R:119:ARG:HA	1.97	0.45
1:R:241:GLN:OE1	1:R:241:GLN:N	2.49	0.45
1:U:241:GLN:OE1	1:U:241:GLN:N	2.49	0.45
1:W:241:GLN:N	1:W:241:GLN:OE1	2.49	0.45
1:X:37:VAL:HG11	1:X:51:TYR:HD1	1.82	0.45
1:D:37:VAL:HG11	1:D:51:TYR:HD1	1.82	0.45
1:D:169:VAL:HG22	1:D:210:GLU:OE2	2.16	0.45
1:F:37:VAL:HG11	1:F:51:TYR:HD1	1.82	0.45
1:F:161:LYS:HE3	1:F:163:THR:HG22	1.99	0.45
1:G:161:LYS:HE3	1:G:163:THR:HG22	1.99	0.45
1:H:161:LYS:HE3	1:H:163:THR:HG22	1.99	0.45
1:H:241:GLN:OE1	1:H:241:GLN:N	2.49	0.45
1:I:161:LYS:HE3	1:I:163:THR:HG22	1.99	0.45
1:M:202:THR:HB	1:N:87:HIS:HB3	1.98	0.45
1:P:241:GLN:OE1	1:P:241:GLN:N	2.49	0.45
1:R:37:VAL:HG11	1:R:51:TYR:HD1	1.82	0.45
1:V:241:GLN:OE1	1:V:241:GLN:N	2.49	0.45
1:X:76:ASP:HA	1:X:119:ARG:HA	1.97	0.45
1:Y:37:VAL:HG11	1:Y:51:TYR:HD1	1.82	0.45
1:Y:234:PHE:N	1:Y:234:PHE:CD1	2.83	0.45

*Continued on next page...*

*Continued from previous page...*

Atom-1	Atom-2	Interatomic distance (Å)	Clash overlap (Å)
1:B:37:VAL:HG11	1:B:51:TYR:HD1	1.82	0.45
1:D:151:ARG:HA	1:D:151:ARG:HD2	1.37	0.45
1:J:87:HIS:HB3	1:K:202:THR:HB	1.97	0.45
1:J:161:LYS:HE3	1:J:163:THR:HG22	1.99	0.45
1:L:87:HIS:HB3	1:U:202:THR:HB	1.99	0.45
1:W:87:HIS:HB3	1:X:202:THR:HB	1.98	0.45
1:Z:76:ASP:HA	1:Z:119:ARG:HA	1.97	0.45
1:a:87:HIS:HB3	1:b:202:THR:HB	1.98	0.45
1:c:234:PHE:CD1	1:c:234:PHE:N	2.83	0.45
1:d:37:VAL:HG11	1:d:51:TYR:HD1	1.82	0.45
1:d:62:LEU:O	1:d:64:GLU:N	2.44	0.45
1:C:37:VAL:HG11	1:C:51:TYR:HD1	1.82	0.44
1:C:169:VAL:HG22	1:C:210:GLU:OE2	2.16	0.44
1:E:161:LYS:HE3	1:E:163:THR:HG22	1.99	0.44
1:G:37:VAL:HG11	1:G:51:TYR:HD1	1.82	0.44
1:K:161:LYS:HE3	1:K:163:THR:HG22	1.99	0.44
1:M:36:LEU:HD11	1:M:58:LEU:CD2	2.48	0.44
1:Q:37:VAL:HG11	1:Q:51:TYR:HD1	1.82	0.44
1:S:76:ASP:HA	1:S:119:ARG:HA	1.98	0.44
1:A:37:VAL:HG11	1:A:51:TYR:HD1	1.82	0.44
1:A:87:HIS:HB3	1:B:202:THR:HB	1.99	0.44
1:D:161:LYS:HE3	1:D:163:THR:HG22	1.99	0.44
1:E:62:LEU:O	1:E:64:GLU:N	2.44	0.44
1:E:234:PHE:N	1:E:234:PHE:CD1	2.83	0.44
1:H:37:VAL:HG11	1:H:51:TYR:HD1	1.82	0.44
1:H:87:HIS:HB3	1:I:202:THR:HB	1.99	0.44
1:L:36:LEU:HD11	1:L:58:LEU:CD2	2.48	0.44
1:N:36:LEU:HD11	1:N:58:LEU:CD2	2.48	0.44
1:T:37:VAL:HG11	1:T:51:TYR:HD1	1.82	0.44
1:T:161:LYS:HE3	1:T:163:THR:HG22	1.99	0.44
1:U:79:LYS:HE2	1:V:210:GLU:HG3	1.99	0.44
1:Z:37:VAL:HG11	1:Z:51:TYR:HD1	1.82	0.44
1:a:98:LYS:NZ	1:a:187:GLN:HG2	2.33	0.44
1:A:98:LYS:NZ	1:A:187:GLN:HG2	2.33	0.44
1:O:224:LEU:HG	1:O:234:PHE:CD1	2.53	0.44
1:Q:241:GLN:OE1	1:Q:241:GLN:N	2.49	0.44
1:R:202:THR:HB	1:S:87:HIS:HB3	1.98	0.44
1:U:62:LEU:O	1:U:64:GLU:N	2.44	0.44
1:c:224:LEU:HG	1:c:234:PHE:CD1	2.53	0.44
1:d:98:LYS:NZ	1:d:187:GLN:HG2	2.33	0.44
1:B:161:LYS:HE3	1:B:163:THR:HG22	1.99	0.44

*Continued on next page...*

*Continued from previous page...*

Atom-1	Atom-2	Interatomic distance (Å)	Clash overlap (Å)
1:C:161:LYS:HE3	1:C:163:THR:HG22	1.99	0.44
1:H:151:ARG:HA	1:H:151:ARG:HD2	1.37	0.44
1:O:139:LEU:HD22	1:O:230:GLY:HA2	2.00	0.44
1:R:161:LYS:HE3	1:R:163:THR:HG22	1.99	0.44
1:S:161:LYS:HE3	1:S:163:THR:HG22	1.99	0.44
1:U:36:LEU:HD11	1:U:58:LEU:CD2	2.48	0.44
1:U:224:LEU:HG	1:U:234:PHE:CD1	2.53	0.44
1:V:36:LEU:HD11	1:V:58:LEU:CD2	2.48	0.44
1:V:98:LYS:NZ	1:V:187:GLN:HG2	2.33	0.44
1:W:37:VAL:HG11	1:W:51:TYR:HD1	1.82	0.44
1:Y:76:ASP:OD1	1:Y:76:ASP:N	2.50	0.44
1:Y:98:LYS:NZ	1:Y:187:GLN:HG2	2.33	0.44
1:Y:224:LEU:HG	1:Y:234:PHE:CD1	2.53	0.44
1:Z:98:LYS:NZ	1:Z:187:GLN:HG2	2.33	0.44
1:b:37:VAL:HG11	1:b:51:TYR:HD1	1.82	0.44
1:b:167:LYS:HE2	1:b:167:LYS:HB2	1.47	0.44
1:d:224:LEU:HG	1:d:234:PHE:CD1	2.53	0.44
1:D:36:LEU:HD11	1:D:58:LEU:CD2	2.48	0.44
1:D:98:LYS:NZ	1:D:187:GLN:HG2	2.33	0.44
1:E:36:LEU:HD11	1:E:58:LEU:CD2	2.48	0.44
1:G:151:ARG:HA	1:G:151:ARG:HD2	1.37	0.44
1:L:234:PHE:N	1:L:234:PHE:CD1	2.83	0.44
1:M:234:PHE:N	1:M:234:PHE:CD1	2.83	0.44
1:O:36:LEU:HD11	1:O:58:LEU:CD2	2.48	0.44
1:W:98:LYS:NZ	1:W:187:GLN:HG2	2.33	0.44
1:Y:62:LEU:O	1:Y:64:GLU:N	2.44	0.44
1:b:98:LYS:NZ	1:b:187:GLN:HG2	2.33	0.44
1:c:98:LYS:NZ	1:c:187:GLN:HG2	2.33	0.44
1:A:161:LYS:HE3	1:A:163:THR:HG22	1.99	0.44
1:A:202:THR:HB	1:d:87:HIS:HB3	1.99	0.44
1:B:128:LEU:CD2	1:B:222:ILE:HD11	2.43	0.44
1:C:36:LEU:HD11	1:C:58:LEU:CD2	2.48	0.44
1:C:224:LEU:HG	1:C:234:PHE:CD1	2.53	0.44
1:D:167:LYS:HE2	1:D:167:LYS:HB2	1.47	0.44
1:D:224:LEU:HG	1:D:234:PHE:CD1	2.53	0.44
1:E:98:LYS:NZ	1:E:187:GLN:HG2	2.33	0.44
1:G:36:LEU:HD11	1:G:58:LEU:CD2	2.48	0.44
1:J:37:VAL:HG11	1:J:51:TYR:HD1	1.82	0.44
1:L:139:LEU:HD22	1:L:230:GLY:HA2	2.00	0.44
1:M:139:LEU:HD22	1:M:230:GLY:HA2	2.00	0.44
1:O:161:LYS:HE3	1:O:163:THR:HG22	1.99	0.44

*Continued on next page...*

*Continued from previous page...*

Atom-1	Atom-2	Interatomic distance (Å)	Clash overlap (Å)
1:P:139:LEU:HD22	1:P:230:GLY:HA2	2.00	0.44
1:P:161:LYS:HE3	1:P:163:THR:HG22	1.99	0.44
1:P:224:LEU:HG	1:P:234:PHE:CD1	2.53	0.44
1:R:39:LYS:HE3	1:R:39:LYS:HB2	1.46	0.44
1:R:224:LEU:HG	1:R:234:PHE:CD1	2.53	0.44
1:S:224:LEU:HG	1:S:234:PHE:CD1	2.53	0.44
1:W:36:LEU:HD11	1:W:58:LEU:CD2	2.48	0.44
1:X:36:LEU:HD11	1:X:58:LEU:CD2	2.48	0.44
1:X:79:LYS:HE2	1:Y:210:GLU:HG3	1.99	0.44
1:X:98:LYS:NZ	1:X:187:GLN:HG2	2.33	0.44
1:X:139:LEU:HD22	1:X:230:GLY:HA2	2.00	0.44
1:X:203:LYS:HZ1	1:X:205:SER:HB2	1.83	0.44
1:X:224:LEU:HG	1:X:234:PHE:CD1	2.53	0.44
1:Y:76:ASP:HA	1:Y:119:ARG:HA	1.98	0.44
1:Z:139:LEU:HD22	1:Z:230:GLY:HA2	2.00	0.44
1:Z:234:PHE:N	1:Z:234:PHE:CD1	2.83	0.44
1:b:139:LEU:HD22	1:b:230:GLY:HA2	2.00	0.44
1:c:87:HIS:HB3	1:d:202:THR:HB	1.99	0.44
1:C:167:LYS:HE2	1:C:167:LYS:HB2	1.46	0.44
1:E:128:LEU:CD2	1:E:222:ILE:HD11	2.43	0.44
1:F:36:LEU:HD11	1:F:58:LEU:CD2	2.48	0.44
1:F:224:LEU:HG	1:F:234:PHE:CD1	2.53	0.44
1:J:224:LEU:HG	1:J:234:PHE:CD1	2.53	0.44
1:L:151:ARG:HA	1:L:151:ARG:HD2	1.37	0.44
1:M:98:LYS:NZ	1:M:187:GLN:HG2	2.33	0.44
1:Q:139:LEU:HD22	1:Q:230:GLY:HA2	2.00	0.44
1:Q:161:LYS:HE3	1:Q:163:THR:HG22	1.99	0.44
1:U:139:LEU:HD22	1:U:230:GLY:HA2	2.00	0.44
1:V:224:LEU:HG	1:V:234:PHE:CD1	2.53	0.44
1:W:139:LEU:HD22	1:W:230:GLY:HA2	2.00	0.44
1:X:76:ASP:OD1	1:X:76:ASP:N	2.50	0.44
1:b:224:LEU:HG	1:b:234:PHE:CD1	2.53	0.44
1:B:36:LEU:HD11	1:B:58:LEU:CD2	2.48	0.44
1:B:224:LEU:HG	1:B:234:PHE:CD1	2.53	0.44
1:E:87:HIS:HB3	1:F:202:THR:HB	2.00	0.44
1:E:224:LEU:HG	1:E:234:PHE:CD1	2.53	0.44
1:J:76:ASP:OD1	1:J:76:ASP:N	2.50	0.44
1:L:224:LEU:HG	1:L:234:PHE:CD1	2.53	0.44
1:M:161:LYS:HE3	1:M:163:THR:HG22	1.99	0.44
1:N:139:LEU:HD22	1:N:230:GLY:HA2	2.00	0.44
1:N:224:LEU:HG	1:N:234:PHE:CD1	2.53	0.44

*Continued on next page...*



*Continued from previous page...*

Atom-1	Atom-2	Interatomic distance (Å)	Clash overlap (Å)
1:O:37:VAL:HG11	1:O:51:TYR:HD1	1.82	0.44
1:O:234:PHE:CD1	1:O:234:PHE:N	2.83	0.44
1:P:36:LEU:HD11	1:P:58:LEU:CD2	2.48	0.44
1:Q:224:LEU:HG	1:Q:234:PHE:CD1	2.53	0.44
1:U:37:VAL:HG11	1:U:51:TYR:HD1	1.82	0.44
1:U:161:LYS:HE3	1:U:163:THR:HG22	1.99	0.44
1:U:167:LYS:HE2	1:U:167:LYS:HB2	1.47	0.44
1:Y:139:LEU:HD22	1:Y:230:GLY:HA2	2.00	0.44
1:Z:224:LEU:HG	1:Z:234:PHE:CD1	2.53	0.44
1:a:139:LEU:HD22	1:a:230:GLY:HA2	2.00	0.44
1:a:203:LYS:HZ1	1:a:205:SER:HB2	1.83	0.44
1:d:39:LYS:HB2	1:d:39:LYS:HE3	1.46	0.44
1:G:224:LEU:HG	1:G:234:PHE:CD1	2.53	0.44
1:H:36:LEU:HD11	1:H:58:LEU:CD2	2.48	0.44
1:I:76:ASP:OD1	1:I:76:ASP:N	2.50	0.44
1:L:161:LYS:HE3	1:L:163:THR:HG22	1.99	0.44
1:M:210:GLU:HG3	1:N:79:LYS:HE2	2.00	0.44
1:N:98:LYS:NZ	1:N:187:GLN:HG2	2.33	0.44
1:N:161:LYS:HE3	1:N:163:THR:HG22	2.00	0.44
1:R:139:LEU:HD22	1:R:230:GLY:HA2	2.00	0.44
1:S:139:LEU:HD22	1:S:230:GLY:HA2	2.00	0.44
1:T:203:LYS:HZ1	1:T:205:SER:HB2	1.83	0.44
1:V:139:LEU:HD22	1:V:230:GLY:HA2	2.00	0.44
1:V:161:LYS:HE3	1:V:163:THR:HG22	1.99	0.44
1:W:161:LYS:HE3	1:W:163:THR:HG22	1.99	0.44
1:Y:36:LEU:HD11	1:Y:58:LEU:CD2	2.48	0.44
1:c:203:LYS:HZ1	1:c:205:SER:HB2	1.83	0.44
1:B:39:LYS:HB3	1:B:51:TYR:CE2	2.54	0.43
1:B:98:LYS:NZ	1:B:187:GLN:HG2	2.33	0.43
1:G:39:LYS:HB3	1:G:51:TYR:CE2	2.53	0.43
1:H:39:LYS:HB3	1:H:51:TYR:CE2	2.53	0.43
1:H:98:LYS:NZ	1:H:187:GLN:HG2	2.33	0.43
1:H:203:LYS:HZ1	1:H:205:SER:HB2	1.83	0.43
1:I:36:LEU:HD11	1:I:58:LEU:CD2	2.48	0.43
1:I:39:LYS:HB3	1:I:51:TYR:CE2	2.53	0.43
1:K:39:LYS:HB3	1:K:51:TYR:CE2	2.53	0.43
1:K:76:ASP:OD1	1:K:76:ASP:N	2.50	0.43
1:M:37:VAL:HG11	1:M:51:TYR:HD1	1.82	0.43
1:Z:36:LEU:HD11	1:Z:58:LEU:CD2	2.48	0.43
1:a:39:LYS:HB3	1:a:51:TYR:CE2	2.53	0.43
1:c:161:LYS:HE3	1:c:163:THR:HG22	1.99	0.43

*Continued on next page...*



*Continued from previous page...*

Atom-1	Atom-2	Interatomic distance (Å)	Clash overlap (Å)
1:d:161:LYS:HE3	1:d:163:THR:HG22	1.99	0.43
1:F:39:LYS:HB3	1:F:51:TYR:CE2	2.53	0.43
1:H:128:LEU:CD2	1:H:222:ILE:HD11	2.43	0.43
1:J:39:LYS:HB3	1:J:51:TYR:CE2	2.53	0.43
1:M:151:ARG:HA	1:M:151:ARG:HD2	1.37	0.43
1:Q:36:LEU:HD11	1:Q:58:LEU:CD2	2.48	0.43
1:Q:39:LYS:HB2	1:Q:39:LYS:HE3	1.46	0.43
1:Q:98:LYS:NZ	1:Q:187:GLN:HG2	2.33	0.43
1:S:39:LYS:HB3	1:S:51:TYR:CE2	2.53	0.43
1:T:76:ASP:OD1	1:T:76:ASP:N	2.50	0.43
1:T:224:LEU:HG	1:T:234:PHE:CD1	2.53	0.43
1:U:98:LYS:NZ	1:U:187:GLN:HG2	2.33	0.43
1:V:203:LYS:HZ1	1:V:205:SER:HB2	1.83	0.43
1:X:161:LYS:HE3	1:X:163:THR:HG22	1.99	0.43
1:c:39:LYS:HB3	1:c:51:TYR:CE2	2.53	0.43
1:c:139:LEU:HD22	1:c:230:GLY:HA2	2.00	0.43
1:d:139:LEU:HD22	1:d:230:GLY:HA2	2.00	0.43
1:A:224:LEU:HG	1:A:234:PHE:CD1	2.53	0.43
1:C:98:LYS:NZ	1:C:187:GLN:HG2	2.33	0.43
1:D:39:LYS:HB3	1:D:51:TYR:CE2	2.53	0.43
1:E:39:LYS:HB3	1:E:51:TYR:CE2	2.53	0.43
1:I:224:LEU:HG	1:I:234:PHE:CD1	2.53	0.43
1:K:224:LEU:HG	1:K:234:PHE:CD1	2.53	0.43
1:O:62:LEU:O	1:O:64:GLU:N	2.44	0.43
1:P:234:PHE:CD1	1:P:234:PHE:N	2.83	0.43
1:W:76:ASP:OD1	1:W:76:ASP:N	2.50	0.43
1:Y:161:LYS:HE3	1:Y:163:THR:HG22	1.99	0.43
1:Y:203:LYS:HZ1	1:Y:205:SER:HB2	1.83	0.43
1:a:36:LEU:HD11	1:a:58:LEU:CD2	2.48	0.43
1:d:39:LYS:HB3	1:d:51:TYR:CE2	2.53	0.43
1:B:167:LYS:HE2	1:B:167:LYS:HB2	1.47	0.43
1:E:203:LYS:HZ1	1:E:205:SER:HB2	1.83	0.43
1:F:203:LYS:HZ1	1:F:205:SER:HB2	1.83	0.43
1:G:79:LYS:HE2	1:H:210:GLU:HG3	2.00	0.43
1:G:203:LYS:HZ1	1:G:205:SER:HB2	1.83	0.43
1:H:224:LEU:HG	1:H:234:PHE:CD1	2.53	0.43
1:L:79:LYS:HE2	1:U:210:GLU:HG3	2.01	0.43
1:Q:39:LYS:HB3	1:Q:51:TYR:CE2	2.53	0.43
1:T:39:LYS:HB3	1:T:51:TYR:CE2	2.54	0.43
1:A:151:ARG:HA	1:A:151:ARG:HD2	1.37	0.43
1:C:39:LYS:HB3	1:C:51:TYR:CE2	2.53	0.43

*Continued on next page...*

*Continued from previous page...*

Atom-1	Atom-2	Interatomic distance (Å)	Clash overlap (Å)
1:G:98:LYS:NZ	1:G:187:GLN:HG2	2.33	0.43
1:I:98:LYS:NZ	1:I:187:GLN:HG2	2.33	0.43
1:J:36:LEU:HD11	1:J:58:LEU:CD2	2.48	0.43
1:K:87:HIS:HB3	1:T:202:THR:HB	1.99	0.43
1:L:98:LYS:NZ	1:L:187:GLN:HG2	2.33	0.43
1:M:224:LEU:HG	1:M:234:PHE:CD1	2.53	0.43
1:N:39:LYS:HB3	1:N:51:TYR:CE2	2.53	0.43
1:O:71:VAL:HB	1:O:124:ASP:CB	2.32	0.43
1:O:203:LYS:HZ1	1:O:205:SER:HB2	1.83	0.43
1:P:98:LYS:NZ	1:P:187:GLN:HG2	2.33	0.43
1:Q:203:LYS:HZ1	1:Q:205:SER:HB2	1.83	0.43
1:R:39:LYS:HB3	1:R:51:TYR:CE2	2.53	0.43
1:T:98:LYS:NZ	1:T:187:GLN:HG2	2.33	0.43
1:T:139:LEU:HD22	1:T:230:GLY:HA2	2.00	0.43
1:W:224:LEU:HG	1:W:234:PHE:CD1	2.53	0.43
1:Y:39:LYS:HB2	1:Y:39:LYS:HE3	1.46	0.43
1:Z:161:LYS:HE3	1:Z:163:THR:HG22	1.99	0.43
1:b:36:LEU:HD11	1:b:58:LEU:CD2	2.48	0.43
1:F:98:LYS:NZ	1:F:187:GLN:HG2	2.33	0.43
1:I:139:LEU:HD22	1:I:230:GLY:HA2	2.00	0.43
1:J:128:LEU:CD2	1:J:222:ILE:HD11	2.43	0.43
1:J:203:LYS:HZ1	1:J:205:SER:HB2	1.84	0.43
1:K:36:LEU:HD11	1:K:58:LEU:CD2	2.48	0.43
1:K:139:LEU:HD22	1:K:230:GLY:HA2	2.00	0.43
1:M:39:LYS:HB3	1:M:51:TYR:CE2	2.53	0.43
1:P:39:LYS:HB3	1:P:51:TYR:CE2	2.53	0.43
1:X:39:LYS:HB3	1:X:51:TYR:CE2	2.53	0.43
1:a:224:LEU:HG	1:a:234:PHE:CD1	2.53	0.43
1:A:39:LYS:HB3	1:A:51:TYR:CE2	2.53	0.43
1:B:203:LYS:HZ1	1:B:205:SER:HB2	1.83	0.43
1:C:128:LEU:CD2	1:C:222:ILE:HD11	2.43	0.43
1:C:203:LYS:HZ1	1:C:205:SER:HB2	1.84	0.43
1:D:139:LEU:HD22	1:D:230:GLY:HA2	2.00	0.43
1:D:203:LYS:HZ1	1:D:205:SER:HB2	1.83	0.43
1:K:98:LYS:NZ	1:K:187:GLN:HG2	2.33	0.43
1:N:202:THR:HB	1:O:87:HIS:HB3	1.99	0.43
1:a:79:LYS:HE2	1:b:210:GLU:HG3	1.99	0.43
1:A:139:LEU:HD22	1:A:230:GLY:HA2	2.00	0.43
1:C:139:LEU:HD22	1:C:230:GLY:HA2	2.00	0.43
1:F:128:LEU:CD2	1:F:222:ILE:HD11	2.43	0.43
1:H:139:LEU:HD22	1:H:230:GLY:HA2	2.00	0.43

*Continued on next page...*

*Continued from previous page...*

Atom-1	Atom-2	Interatomic distance (Å)	Clash overlap (Å)
1:J:79:LYS:HE2	1:K:210:GLU:HG3	2.00	0.43
1:J:139:LEU:HD22	1:J:230:GLY:HA2	2.00	0.43
1:L:39:LYS:HB3	1:L:51:TYR:CE2	2.54	0.43
1:O:39:LYS:HB3	1:O:51:TYR:CE2	2.54	0.43
1:U:39:LYS:HB3	1:U:51:TYR:CE2	2.54	0.43
1:V:39:LYS:HB3	1:V:51:TYR:CE2	2.53	0.43
1:W:39:LYS:HB3	1:W:51:TYR:CE2	2.53	0.43
1:c:36:LEU:HD11	1:c:58:LEU:CD2	2.48	0.43
1:B:139:LEU:HD22	1:B:230:GLY:HA2	2.00	0.43
1:C:39:LYS:HB2	1:C:39:LYS:HE3	1.46	0.43
1:D:79:LYS:HE2	1:E:210:GLU:HG3	2.00	0.43
1:I:62:LEU:O	1:I:64:GLU:N	2.44	0.43
1:N:203:LYS:HZ1	1:N:205:SER:HB2	1.83	0.43
1:O:33:LEU:HD12	1:O:161:LYS:HD2	2.01	0.43
1:O:129:ILE:HD12	1:O:129:ILE:HA	1.87	0.43
1:O:202:THR:HB	1:P:87:HIS:HB3	1.99	0.43
1:P:33:LEU:HD12	1:P:161:LYS:HD2	2.01	0.43
1:Q:33:LEU:HD12	1:Q:161:LYS:HD2	2.01	0.43
1:T:36:LEU:HD11	1:T:58:LEU:CD2	2.48	0.43
1:V:76:ASP:OD1	1:V:76:ASP:N	2.50	0.43
1:W:203:LYS:HZ1	1:W:205:SER:HB2	1.83	0.43
1:Y:39:LYS:HB3	1:Y:51:TYR:CE2	2.54	0.43
1:Z:39:LYS:HB3	1:Z:51:TYR:CE2	2.53	0.43
1:a:161:LYS:HE3	1:a:163:THR:HG22	1.99	0.43
1:b:203:LYS:HZ1	1:b:205:SER:HB2	1.83	0.43
1:A:39:LYS:HB2	1:A:39:LYS:HE3	1.46	0.43
1:E:139:LEU:HD22	1:E:230:GLY:HA2	2.00	0.43
1:L:31:LEU:HD21	1:L:53:PHE:CE1	2.54	0.43
1:N:31:LEU:HD21	1:N:53:PHE:CE1	2.54	0.43
1:N:33:LEU:HD12	1:N:161:LYS:HD2	2.01	0.43
1:P:202:THR:HB	1:Q:87:HIS:HB3	2.00	0.43
1:Q:202:THR:HB	1:R:87:HIS:HB3	2.00	0.43
1:R:33:LEU:HD12	1:R:161:LYS:HD2	2.01	0.43
1:R:98:LYS:NZ	1:R:187:GLN:HG2	2.33	0.43
1:S:31:LEU:HD21	1:S:53:PHE:CE1	2.54	0.43
1:S:151:ARG:HA	1:S:151:ARG:HD2	1.37	0.43
1:T:167:LYS:HE2	1:T:167:LYS:HB2	1.47	0.43
1:V:31:LEU:HD21	1:V:53:PHE:CE1	2.54	0.43
1:X:31:LEU:HD21	1:X:53:PHE:CE1	2.54	0.43
1:a:31:LEU:HD21	1:a:53:PHE:CE1	2.54	0.43
1:a:167:LYS:HE2	1:a:167:LYS:HB2	1.47	0.43

*Continued on next page...*

*Continued from previous page...*

Atom-1	Atom-2	Interatomic distance (Å)	Clash overlap (Å)
1:b:39:LYS:HB3	1:b:51:TYR:CE2	2.53	0.43
1:d:203:LYS:HZ1	1:d:205:SER:HB2	1.83	0.43
1:A:167:LYS:HB2	1:A:167:LYS:HE2	1.46	0.42
1:L:202:THR:HB	1:M:87:HIS:HB3	2.00	0.42
1:M:203:LYS:HZ1	1:M:205:SER:HB2	1.83	0.42
1:R:203:LYS:HZ1	1:R:205:SER:HB2	1.83	0.42
1:S:203:LYS:HZ1	1:S:205:SER:HB2	1.83	0.42
1:S:211:ILE:HD13	1:S:211:ILE:HA	1.93	0.42
1:Y:31:LEU:HD21	1:Y:53:PHE:CE1	2.54	0.42
1:Z:87:HIS:HB3	1:a:202:THR:HB	2.00	0.42
1:a:62:LEU:O	1:a:64:GLU:N	2.44	0.42
1:c:33:LEU:HD12	1:c:161:LYS:HD2	2.01	0.42
1:A:203:LYS:HZ1	1:A:205:SER:HB2	1.84	0.42
1:H:79:LYS:HE2	1:I:210:GLU:HG3	2.00	0.42
1:H:129:ILE:HD12	1:H:129:ILE:HA	1.87	0.42
1:I:203:LYS:HZ1	1:I:205:SER:HB2	1.83	0.42
1:J:98:LYS:NZ	1:J:187:GLN:HG2	2.33	0.42
1:J:151:ARG:HA	1:J:151:ARG:HD2	1.37	0.42
1:L:203:LYS:HZ1	1:L:205:SER:HB2	1.84	0.42
1:O:98:LYS:NZ	1:O:187:GLN:HG2	2.33	0.42
1:Q:31:LEU:HD21	1:Q:53:PHE:CE1	2.54	0.42
1:U:31:LEU:HD21	1:U:53:PHE:CE1	2.54	0.42
1:b:33:LEU:HD12	1:b:161:LYS:HD2	2.01	0.42
1:b:161:LYS:HE3	1:b:163:THR:HG22	1.99	0.42
1:d:36:LEU:HD11	1:d:58:LEU:CD2	2.48	0.42
1:F:139:LEU:HD22	1:F:230:GLY:HA2	2.00	0.42
1:G:33:LEU:HD12	1:G:161:LYS:HD2	2.01	0.42
1:I:33:LEU:HD12	1:I:161:LYS:HD2	2.00	0.42
1:I:151:ARG:HA	1:I:151:ARG:HD2	1.37	0.42
1:P:31:LEU:HD21	1:P:53:PHE:CE1	2.54	0.42
1:S:33:LEU:HD12	1:S:161:LYS:HD2	2.01	0.42
1:S:62:LEU:O	1:S:64:GLU:N	2.44	0.42
1:V:98:LYS:CE	1:V:187:GLN:HG2	2.50	0.42
1:W:79:LYS:HE2	1:X:210:GLU:HG3	2.01	0.42
1:c:31:LEU:HD21	1:c:53:PHE:CE1	2.54	0.42
1:d:128:LEU:CD2	1:d:222:ILE:HD11	2.43	0.42
1:F:33:LEU:HD12	1:F:161:LYS:HD2	2.01	0.42
1:G:139:LEU:HD22	1:G:230:GLY:HA2	2.00	0.42
1:J:37:VAL:CG1	1:J:38:THR:N	2.83	0.42
1:K:31:LEU:HD21	1:K:53:PHE:CE1	2.54	0.42
1:K:128:LEU:CD2	1:K:222:ILE:HD11	2.43	0.42

*Continued on next page...*

*Continued from previous page...*

Atom-1	Atom-2	Interatomic distance (Å)	Clash overlap (Å)
1:S:36:LEU:HD11	1:S:58:LEU:CD2	2.48	0.42
1:U:76:ASP:OD1	1:U:76:ASP:N	2.50	0.42
1:V:87:HIS:HB3	1:W:202:THR:HB	2.01	0.42
1:W:31:LEU:HD21	1:W:53:PHE:CE1	2.54	0.42
1:Y:33:LEU:HD12	1:Y:161:LYS:HD2	2.01	0.42
1:c:62:LEU:O	1:c:64:GLU:N	2.44	0.42
1:A:210:GLU:HG3	1:d:79:LYS:HE2	2.00	0.42
1:C:87:HIS:HB3	1:D:202:THR:HB	2.01	0.42
1:D:62:LEU:O	1:D:64:GLU:N	2.44	0.42
1:G:167:LYS:HE2	1:G:167:LYS:HB2	1.47	0.42
1:H:33:LEU:HD12	1:H:161:LYS:HD2	2.01	0.42
1:K:37:VAL:CG1	1:K:38:THR:N	2.83	0.42
1:M:31:LEU:HD21	1:M:53:PHE:CE1	2.54	0.42
1:O:129:ILE:HD13	1:O:234:PHE:O	2.20	0.42
1:O:210:GLU:HG3	1:P:79:LYS:HE2	2.01	0.42
1:R:210:GLU:HG3	1:S:79:LYS:HE2	2.00	0.42
1:S:98:LYS:NZ	1:S:187:GLN:HG2	2.33	0.42
1:X:37:VAL:CG1	1:X:38:THR:N	2.83	0.42
1:Y:98:LYS:CE	1:Y:187:GLN:HG2	2.49	0.42
1:Z:31:LEU:HD21	1:Z:53:PHE:CE1	2.54	0.42
1:Z:33:LEU:HD12	1:Z:161:LYS:HD2	2.01	0.42
1:Z:98:LYS:CE	1:Z:187:GLN:HG2	2.50	0.42
1:d:31:LEU:HD21	1:d:53:PHE:CE1	2.54	0.42
1:A:33:LEU:HD12	1:A:161:LYS:HD2	2.01	0.42
1:B:31:LEU:HD21	1:B:53:PHE:CE1	2.54	0.42
1:E:33:LEU:HD12	1:E:161:LYS:HD2	2.01	0.42
1:E:129:ILE:HD12	1:E:129:ILE:HA	1.87	0.42
1:I:128:LEU:CD2	1:I:222:ILE:HD11	2.43	0.42
1:I:129:ILE:HD13	1:I:234:PHE:O	2.20	0.42
1:J:31:LEU:HD21	1:J:53:PHE:CE1	2.54	0.42
1:J:129:ILE:HD13	1:J:234:PHE:O	2.20	0.42
1:M:31:LEU:O	1:M:161:LYS:NZ	2.51	0.42
1:M:33:LEU:HD12	1:M:161:LYS:HD2	2.01	0.42
1:N:98:LYS:CE	1:N:187:GLN:HG2	2.49	0.42
1:N:129:ILE:HD13	1:N:234:PHE:O	2.20	0.42
1:N:210:GLU:HG3	1:O:79:LYS:HE2	2.01	0.42
1:O:31:LEU:HD21	1:O:53:PHE:CE1	2.54	0.42
1:O:37:VAL:CG1	1:O:38:THR:N	2.83	0.42
1:O:211:ILE:HD13	1:O:211:ILE:HA	1.93	0.42
1:R:31:LEU:O	1:R:161:LYS:NZ	2.51	0.42
1:T:37:VAL:CG1	1:T:38:THR:N	2.83	0.42

*Continued on next page...*

*Continued from previous page...*

Atom-1	Atom-2	Interatomic distance (Å)	Clash overlap (Å)
1:T:129:ILE:HD12	1:T:129:ILE:HA	1.87	0.42
1:U:98:LYS:CE	1:U:187:GLN:HG2	2.50	0.42
1:V:129:ILE:HD12	1:V:129:ILE:HA	1.87	0.42
1:W:37:VAL:CG1	1:W:38:THR:N	2.83	0.42
1:W:167:LYS:HE2	1:W:167:LYS:HB2	1.47	0.42
1:X:129:ILE:HD13	1:X:234:PHE:O	2.20	0.42
1:Y:37:VAL:CG1	1:Y:38:THR:N	2.83	0.42
1:a:33:LEU:HD12	1:a:161:LYS:HD2	2.01	0.42
1:c:39:LYS:HB2	1:c:39:LYS:HE3	1.46	0.42
1:d:98:LYS:CE	1:d:187:GLN:HG2	2.49	0.42
1:A:31:LEU:HD21	1:A:53:PHE:CE1	2.54	0.42
1:A:36:LEU:HD11	1:A:58:LEU:CD2	2.48	0.42
1:C:62:LEU:O	1:C:64:GLU:N	2.44	0.42
1:H:129:ILE:HD13	1:H:234:PHE:O	2.20	0.42
1:L:31:LEU:O	1:L:161:LYS:NZ	2.51	0.42
1:L:33:LEU:HD12	1:L:161:LYS:HD2	2.01	0.42
1:N:31:LEU:O	1:N:161:LYS:NZ	2.51	0.42
1:N:37:VAL:CG1	1:N:38:THR:N	2.83	0.42
1:P:129:ILE:HD13	1:P:234:PHE:O	2.20	0.42
1:S:39:LYS:HB2	1:S:39:LYS:HE3	1.46	0.42
1:T:33:LEU:HD12	1:T:161:LYS:HD2	2.01	0.42
1:b:129:ILE:HD13	1:b:234:PHE:O	2.20	0.42
1:d:33:LEU:HD12	1:d:161:LYS:HD2	2.01	0.42
1:B:33:LEU:HD12	1:B:161:LYS:HD2	2.01	0.42
1:B:98:LYS:CE	1:B:187:GLN:HG2	2.50	0.42
1:D:37:VAL:CG1	1:D:38:THR:N	2.83	0.42
1:E:31:LEU:HD21	1:E:53:PHE:CE1	2.54	0.42
1:F:31:LEU:HD21	1:F:53:PHE:CE1	2.54	0.42
1:F:87:HIS:HB3	1:G:202:THR:HB	2.02	0.42
1:H:31:LEU:HD21	1:H:53:PHE:CE1	2.54	0.42
1:I:37:VAL:CG1	1:I:38:THR:N	2.83	0.42
1:K:79:LYS:HE2	1:T:210:GLU:HG3	2.01	0.42
1:K:203:LYS:HZ1	1:K:205:SER:HB2	1.83	0.42
1:M:37:VAL:CG1	1:M:38:THR:N	2.83	0.42
1:P:37:VAL:CG1	1:P:38:THR:N	2.83	0.42
1:R:36:LEU:HD11	1:R:58:LEU:CD2	2.48	0.42
1:U:203:LYS:HZ1	1:U:205:SER:HB2	1.83	0.42
1:V:37:VAL:CG1	1:V:38:THR:N	2.83	0.42
1:V:167:LYS:HE2	1:V:167:LYS:HB2	1.47	0.42
1:V:211:ILE:HD13	1:V:211:ILE:HA	1.93	0.42
1:W:33:LEU:HD12	1:W:161:LYS:HD2	2.01	0.42

*Continued on next page...*

*Continued from previous page...*

Atom-1	Atom-2	Interatomic distance (Å)	Clash overlap (Å)
1:W:98:LYS:CE	1:W:187:GLN:HG2	2.50	0.42
1:X:33:LEU:HD12	1:X:161:LYS:HD2	2.01	0.42
1:a:98:LYS:CE	1:a:187:GLN:HG2	2.50	0.42
1:b:31:LEU:HD21	1:b:53:PHE:CE1	2.54	0.42
1:B:129:ILE:HD12	1:B:129:ILE:HA	1.87	0.42
1:B:129:ILE:HD13	1:B:234:PHE:O	2.20	0.42
1:B:211:ILE:HD13	1:B:211:ILE:HA	1.93	0.42
1:C:37:VAL:CG1	1:C:38:THR:N	2.83	0.42
1:D:31:LEU:HD21	1:D:53:PHE:CE1	2.54	0.42
1:D:33:LEU:HD12	1:D:161:LYS:HD2	2.01	0.42
1:I:211:ILE:HD13	1:I:211:ILE:HA	1.93	0.42
1:K:129:ILE:HD13	1:K:234:PHE:O	2.20	0.42
1:L:98:LYS:CE	1:L:187:GLN:HG2	2.49	0.42
1:L:129:ILE:HD13	1:L:234:PHE:O	2.20	0.42
1:M:129:ILE:HD13	1:M:234:PHE:O	2.20	0.42
1:Q:129:ILE:HD13	1:Q:234:PHE:O	2.20	0.42
1:R:31:LEU:HD21	1:R:53:PHE:CE1	2.54	0.42
1:U:31:LEU:O	1:U:161:LYS:NZ	2.51	0.42
1:V:33:LEU:HD12	1:V:161:LYS:HD2	2.01	0.42
1:Z:37:VAL:CG1	1:Z:38:THR:N	2.83	0.42
1:c:79:LYS:HE2	1:d:210:GLU:HG3	2.01	0.42
1:c:98:LYS:CE	1:c:187:GLN:HG2	2.49	0.42
1:c:129:ILE:HD13	1:c:234:PHE:O	2.20	0.42
1:A:98:LYS:CE	1:A:187:GLN:HG2	2.50	0.42
1:B:79:LYS:HE2	1:C:210:GLU:HG3	2.01	0.42
1:G:129:ILE:HD13	1:G:234:PHE:O	2.20	0.42
1:I:87:HIS:HB3	1:J:202:THR:HB	2.01	0.42
1:J:33:LEU:HD12	1:J:161:LYS:HD2	2.01	0.42
1:J:39:LYS:HB2	1:J:39:LYS:HE3	1.45	0.42
1:O:98:LYS:CE	1:O:187:GLN:HG2	2.49	0.42
1:T:31:LEU:HD21	1:T:53:PHE:CE1	2.54	0.42
1:X:167:LYS:HE2	1:X:167:LYS:HB2	1.47	0.42
1:Y:129:ILE:HD13	1:Y:234:PHE:O	2.20	0.42
1:Z:203:LYS:HZ1	1:Z:205:SER:HB2	1.84	0.42
1:A:129:ILE:HD13	1:A:234:PHE:O	2.20	0.41
1:B:37:VAL:CG1	1:B:38:THR:N	2.83	0.41
1:B:62:LEU:O	1:B:64:GLU:N	2.44	0.41
1:C:31:LEU:HD21	1:C:53:PHE:CE1	2.54	0.41
1:I:31:LEU:HD21	1:I:53:PHE:CE1	2.54	0.41
1:J:98:LYS:CE	1:J:187:GLN:HG2	2.50	0.41
1:L:76:ASP:OD1	1:L:76:ASP:N	2.50	0.41

*Continued on next page...*



*Continued from previous page...*

Atom-1	Atom-2	Interatomic distance (Å)	Clash overlap (Å)
1:M:98:LYS:CE	1:M:187:GLN:HG2	2.50	0.41
1:N:151:ARG:HA	1:N:151:ARG:HD2	1.37	0.41
1:O:31:LEU:O	1:O:161:LYS:NZ	2.51	0.41
1:S:37:VAL:CG1	1:S:38:THR:N	2.83	0.41
1:S:128:LEU:CD2	1:S:222:ILE:HD11	2.43	0.41
1:U:129:ILE:HD13	1:U:234:PHE:O	2.20	0.41
1:V:151:ARG:HA	1:V:151:ARG:HD2	1.37	0.41
1:X:151:ARG:HA	1:X:151:ARG:HD2	1.37	0.41
1:a:128:LEU:CD2	1:a:222:ILE:HD11	2.43	0.41
1:a:129:ILE:HD13	1:a:234:PHE:O	2.20	0.41
1:d:129:ILE:HD13	1:d:234:PHE:O	2.20	0.41
1:d:167:LYS:HE2	1:d:167:LYS:HB2	1.47	0.41
1:A:37:VAL:CG1	1:A:38:THR:N	2.83	0.41
1:C:33:LEU:HD12	1:C:161:LYS:HD2	2.01	0.41
1:E:37:VAL:CG1	1:E:38:THR:N	2.83	0.41
1:E:98:LYS:CE	1:E:187:GLN:HG2	2.49	0.41
1:F:37:VAL:CG1	1:F:38:THR:N	2.83	0.41
1:F:98:LYS:CE	1:F:187:GLN:HG2	2.49	0.41
1:K:33:LEU:HD12	1:K:161:LYS:HD2	2.01	0.41
1:L:37:VAL:CG1	1:L:38:THR:N	2.83	0.41
1:Q:31:LEU:O	1:Q:161:LYS:NZ	2.51	0.41
1:U:33:LEU:HD12	1:U:161:LYS:HD2	2.01	0.41
1:W:129:ILE:HD13	1:W:234:PHE:O	2.20	0.41
1:Z:167:LYS:HE2	1:Z:167:LYS:HB2	1.46	0.41
1:C:129:ILE:HD13	1:C:234:PHE:O	2.20	0.41
1:G:31:LEU:HD21	1:G:53:PHE:CE1	2.54	0.41
1:H:37:VAL:CG1	1:H:38:THR:N	2.83	0.41
1:K:98:LYS:CE	1:K:187:GLN:HG2	2.50	0.41
1:Q:37:VAL:CG1	1:Q:38:THR:N	2.83	0.41
1:R:98:LYS:CE	1:R:187:GLN:HG2	2.49	0.41
1:S:202:THR:HB	1:T:87:HIS:HB3	2.01	0.41
1:V:31:LEU:O	1:V:161:LYS:NZ	2.51	0.41
1:Y:87:HIS:HB3	1:Z:202:THR:HB	2.01	0.41
1:Y:167:LYS:HE2	1:Y:167:LYS:HB2	1.47	0.41
1:a:37:VAL:CG1	1:a:38:THR:N	2.83	0.41
1:c:129:ILE:HD12	1:c:129:ILE:HA	1.87	0.41
1:D:128:LEU:CD2	1:D:222:ILE:HD11	2.43	0.41
1:I:98:LYS:CE	1:I:187:GLN:HG2	2.50	0.41
1:P:31:LEU:O	1:P:161:LYS:NZ	2.51	0.41
1:P:210:GLU:HG3	1:Q:79:LYS:HE2	2.02	0.41
1:Q:98:LYS:CE	1:Q:187:GLN:HG2	2.50	0.41

*Continued on next page...*



*Continued from previous page...*

Atom-1	Atom-2	Interatomic distance (Å)	Clash overlap (Å)
1:C:98:LYS:CE	1:C:187:GLN:HG2	2.50	0.41
1:D:98:LYS:CE	1:D:187:GLN:HG2	2.50	0.41
1:D:129:ILE:HD13	1:D:234:PHE:O	2.20	0.41
1:F:129:ILE:HD13	1:F:234:PHE:O	2.20	0.41
1:M:76:ASP:OD1	1:M:76:ASP:N	2.50	0.41
1:P:203:LYS:HZ1	1:P:205:SER:HB2	1.84	0.41
1:R:129:ILE:HD13	1:R:234:PHE:O	2.20	0.41
1:T:129:ILE:HD13	1:T:234:PHE:O	2.20	0.41
1:U:37:VAL:CG1	1:U:38:THR:N	2.83	0.41
1:X:62:LEU:O	1:X:64:GLU:N	2.44	0.41
1:b:87:HIS:HB3	1:c:202:THR:HB	2.01	0.41
1:G:37:VAL:CG1	1:G:38:THR:N	2.83	0.41
1:G:128:LEU:CD2	1:G:222:ILE:HD11	2.43	0.41
1:K:151:ARG:HA	1:K:151:ARG:HD2	1.37	0.41
1:L:62:LEU:O	1:L:64:GLU:N	2.44	0.41
1:L:210:GLU:HG3	1:M:79:LYS:HE2	2.03	0.41
1:N:129:ILE:HD12	1:N:129:ILE:HA	1.87	0.41
1:R:37:VAL:CG1	1:R:38:THR:N	2.83	0.41
1:T:151:ARG:HA	1:T:151:ARG:HD2	1.37	0.41
1:X:98:LYS:CE	1:X:187:GLN:HG2	2.50	0.41
1:Z:151:ARG:HA	1:Z:151:ARG:HD2	1.37	0.41
1:d:37:VAL:CG1	1:d:38:THR:N	2.83	0.41
1:E:79:LYS:HE2	1:F:210:GLU:HG3	2.02	0.41
1:E:129:ILE:HD13	1:E:234:PHE:O	2.20	0.41
1:Q:151:ARG:HD2	1:Q:151:ARG:HA	1.37	0.41
1:Q:210:GLU:HG3	1:R:79:LYS:HE2	2.02	0.41
1:A:128:LEU:CD2	1:A:222:ILE:HD11	2.43	0.41
1:F:151:ARG:HA	1:F:151:ARG:HD2	1.37	0.41
1:S:129:ILE:HD13	1:S:234:PHE:O	2.20	0.41
1:V:79:LYS:HE2	1:W:210:GLU:HG3	2.03	0.41
1:b:37:VAL:CG1	1:b:38:THR:N	2.83	0.41
1:A:79:LYS:HE2	1:B:210:GLU:HG3	2.02	0.41
1:C:151:ARG:NH1	1:C:243:GLY:C	2.79	0.41
1:G:98:LYS:CE	1:G:187:GLN:HG2	2.50	0.41
1:M:39:LYS:H	1:M:39:LYS:HG3	1.79	0.41
1:N:76:ASP:OD1	1:N:76:ASP:N	2.50	0.41
1:P:98:LYS:CE	1:P:187:GLN:HG2	2.49	0.41
1:Q:128:LEU:CD2	1:Q:222:ILE:HD11	2.43	0.41
1:S:129:ILE:HD12	1:S:129:ILE:HA	1.87	0.41
1:X:128:LEU:CD2	1:X:222:ILE:HD11	2.43	0.41
1:Y:151:ARG:NH1	1:Y:243:GLY:C	2.79	0.41

*Continued on next page...*

*Continued from previous page...*

Atom-1	Atom-2	Interatomic distance (Å)	Clash overlap (Å)
1:Z:129:ILE:HD13	1:Z:234:PHE:O	2.20	0.41
1:b:39:LYS:HB2	1:b:39:LYS:HE3	1.46	0.41
1:b:98:LYS:CE	1:b:187:GLN:HG2	2.50	0.41
1:c:37:VAL:CG1	1:c:38:THR:N	2.83	0.41
1:E:39:LYS:H	1:E:39:LYS:HG3	1.79	0.41
1:I:151:ARG:NH1	1:I:243:GLY:C	2.79	0.41
1:N:151:ARG:NH1	1:N:243:GLY:C	2.79	0.41
1:U:151:ARG:NH1	1:U:243:GLY:C	2.79	0.41
1:b:151:ARG:NH1	1:b:243:GLY:C	2.79	0.41
1:H:98:LYS:CE	1:H:187:GLN:HG2	2.50	0.40
1:H:151:ARG:NH1	1:H:243:GLY:C	2.80	0.40
1:O:151:ARG:NH1	1:O:243:GLY:C	2.79	0.40
1:R:151:ARG:NH1	1:R:243:GLY:C	2.79	0.40
1:S:151:ARG:NH1	1:S:243:GLY:C	2.79	0.40
1:T:39:LYS:HB2	1:T:39:LYS:HE3	1.46	0.40
1:T:128:LEU:CD2	1:T:222:ILE:HD11	2.43	0.40
1:c:151:ARG:NH1	1:c:243:GLY:C	2.79	0.40
1:D:151:ARG:NH1	1:D:243:GLY:C	2.80	0.40
1:G:211:ILE:HD13	1:G:211:ILE:HA	1.93	0.40
1:I:79:LYS:HE2	1:J:210:GLU:HG3	2.03	0.40
1:R:151:ARG:HD2	1:R:151:ARG:HA	1.37	0.40
1:V:129:ILE:HD13	1:V:234:PHE:O	2.20	0.40
1:V:151:ARG:NH1	1:V:243:GLY:C	2.79	0.40
1:X:151:ARG:NH1	1:X:243:GLY:C	2.79	0.40
1:Z:129:ILE:HD12	1:Z:129:ILE:HA	1.87	0.40
1:B:151:ARG:NH1	1:B:243:GLY:C	2.80	0.40
1:F:62:LEU:O	1:F:64:GLU:N	2.44	0.40
1:G:151:ARG:NH1	1:G:243:GLY:C	2.79	0.40
1:O:76:ASP:OD1	1:O:76:ASP:N	2.50	0.40
1:T:98:LYS:CE	1:T:187:GLN:HG2	2.49	0.40
1:E:211:ILE:HD13	1:E:211:ILE:HA	1.93	0.40
1:J:151:ARG:NH1	1:J:243:GLY:C	2.79	0.40
1:R:128:LEU:CD2	1:R:222:ILE:HD11	2.43	0.40
1:S:98:LYS:CE	1:S:187:GLN:HG2	2.50	0.40
1:W:225:TYR:HD2	1:W:233:GLU:HB2	1.87	0.40
1:Z:79:LYS:HE2	1:a:210:GLU:HG3	2.02	0.40
1:b:128:LEU:CD2	1:b:222:ILE:HD11	2.43	0.40
1:c:211:ILE:HD13	1:c:211:ILE:HA	1.93	0.40
1:I:129:ILE:HD12	1:I:129:ILE:HA	1.87	0.40
1:K:167:LYS:HE2	1:K:167:LYS:HB2	1.47	0.40
1:K:225:TYR:HD2	1:K:233:GLU:HB2	1.87	0.40

*Continued on next page...*

Continued from previous page...

Atom-1	Atom-2	Interatomic distance (Å)	Clash overlap (Å)
1:O:128:LEU:CD2	1:O:222:ILE:HD11	2.43	0.40
1:P:151:ARG:HA	1:P:151:ARG:HD2	1.37	0.40
1:Q:151:ARG:NH1	1:Q:243:GLY:C	2.79	0.40
1:Q:225:TYR:HD2	1:Q:233:GLU:HB2	1.87	0.40
1:T:151:ARG:NH1	1:T:243:GLY:C	2.80	0.40
1:a:225:TYR:HD2	1:a:233:GLU:HB2	1.87	0.40

There are no symmetry-related clashes.

## 5.3 Torsion angles [i](#)

### 5.3.1 Protein backbone [i](#)

In the following table, the Percentiles column shows the percent Ramachandran outliers of the chain as a percentile score with respect to all PDB entries followed by that with respect to all EM entries.

The Analysed column shows the number of residues for which the backbone conformation was analysed, and the total number of residues.

Mol	Chain	Analysed	Favoured	Allowed	Outliers	Percentiles	
1	A	243/245 (99%)	225 (93%)	17 (7%)	1 (0%)	30	61
1	B	243/245 (99%)	226 (93%)	16 (7%)	1 (0%)	30	61
1	C	243/245 (99%)	226 (93%)	16 (7%)	1 (0%)	30	61
1	D	243/245 (99%)	225 (93%)	17 (7%)	1 (0%)	30	61
1	E	243/245 (99%)	225 (93%)	17 (7%)	1 (0%)	30	61
1	F	243/245 (99%)	226 (93%)	16 (7%)	1 (0%)	30	61
1	G	243/245 (99%)	225 (93%)	17 (7%)	1 (0%)	30	61
1	H	243/245 (99%)	226 (93%)	16 (7%)	1 (0%)	30	61
1	I	243/245 (99%)	225 (93%)	17 (7%)	1 (0%)	30	61
1	J	243/245 (99%)	225 (93%)	17 (7%)	1 (0%)	30	61
1	K	243/245 (99%)	225 (93%)	17 (7%)	1 (0%)	30	61
1	L	243/245 (99%)	226 (93%)	16 (7%)	1 (0%)	30	61
1	M	243/245 (99%)	226 (93%)	16 (7%)	1 (0%)	30	61
1	N	243/245 (99%)	225 (93%)	17 (7%)	1 (0%)	30	61
1	O	243/245 (99%)	226 (93%)	16 (7%)	1 (0%)	30	61

Continued on next page...

*Continued from previous page...*

Mol	Chain	Analysed	Favoured	Allowed	Outliers	Percentiles	
1	P	243/245 (99%)	225 (93%)	17 (7%)	1 (0%)	30	61
1	Q	243/245 (99%)	225 (93%)	17 (7%)	1 (0%)	30	61
1	R	243/245 (99%)	225 (93%)	17 (7%)	1 (0%)	30	61
1	S	243/245 (99%)	225 (93%)	17 (7%)	1 (0%)	30	61
1	T	243/245 (99%)	226 (93%)	16 (7%)	1 (0%)	30	61
1	U	243/245 (99%)	225 (93%)	17 (7%)	1 (0%)	30	61
1	V	243/245 (99%)	226 (93%)	16 (7%)	1 (0%)	30	61
1	W	243/245 (99%)	226 (93%)	16 (7%)	1 (0%)	30	61
1	X	243/245 (99%)	226 (93%)	16 (7%)	1 (0%)	30	61
1	Y	243/245 (99%)	225 (93%)	17 (7%)	1 (0%)	30	61
1	Z	243/245 (99%)	225 (93%)	17 (7%)	1 (0%)	30	61
1	a	243/245 (99%)	225 (93%)	17 (7%)	1 (0%)	30	61
1	b	243/245 (99%)	225 (93%)	17 (7%)	1 (0%)	30	61
1	c	243/245 (99%)	225 (93%)	17 (7%)	1 (0%)	30	61
1	d	243/245 (99%)	225 (93%)	17 (7%)	1 (0%)	30	61
All	All	7290/7350 (99%)	6761 (93%)	499 (7%)	30 (0%)	31	61

All (30) Ramachandran outliers are listed below:

Mol	Chain	Res	Type
1	A	152	ASN
1	B	152	ASN
1	C	152	ASN
1	D	152	ASN
1	E	152	ASN
1	F	152	ASN
1	G	152	ASN
1	H	152	ASN
1	I	152	ASN
1	J	152	ASN
1	K	152	ASN
1	L	152	ASN
1	M	152	ASN
1	N	152	ASN
1	O	152	ASN
1	P	152	ASN
1	Q	152	ASN

*Continued on next page...*

*Continued from previous page...*

Mol	Chain	Res	Type
1	R	152	ASN
1	S	152	ASN
1	T	152	ASN
1	U	152	ASN
1	V	152	ASN
1	W	152	ASN
1	X	152	ASN
1	Y	152	ASN
1	Z	152	ASN
1	a	152	ASN
1	b	152	ASN
1	c	152	ASN
1	d	152	ASN

### 5.3.2 Protein sidechains ⓘ

In the following table, the Percentiles column shows the percent sidechain outliers of the chain as a percentile score with respect to all PDB entries followed by that with respect to all EM entries.

The Analysed column shows the number of residues for which the sidechain conformation was analysed, and the total number of residues.

Mol	Chain	Analysed	Rotameric	Outliers	Percentiles	
1	A	216/216 (100%)	201 (93%)	15 (7%)	14	41
1	B	216/216 (100%)	201 (93%)	15 (7%)	14	41
1	C	216/216 (100%)	201 (93%)	15 (7%)	14	41
1	D	216/216 (100%)	201 (93%)	15 (7%)	14	41
1	E	216/216 (100%)	201 (93%)	15 (7%)	14	41
1	F	216/216 (100%)	201 (93%)	15 (7%)	14	41
1	G	216/216 (100%)	201 (93%)	15 (7%)	14	41
1	H	216/216 (100%)	201 (93%)	15 (7%)	14	41
1	I	216/216 (100%)	201 (93%)	15 (7%)	14	41
1	J	216/216 (100%)	201 (93%)	15 (7%)	14	41
1	K	216/216 (100%)	201 (93%)	15 (7%)	14	41
1	L	216/216 (100%)	201 (93%)	15 (7%)	14	41
1	M	216/216 (100%)	201 (93%)	15 (7%)	14	41
1	N	216/216 (100%)	201 (93%)	15 (7%)	14	41

*Continued on next page...*

*Continued from previous page...*

Mol	Chain	Analysed	Rotameric	Outliers	Percentiles	
1	O	216/216 (100%)	201 (93%)	15 (7%)	14	41
1	P	216/216 (100%)	201 (93%)	15 (7%)	14	41
1	Q	216/216 (100%)	201 (93%)	15 (7%)	14	41
1	R	216/216 (100%)	201 (93%)	15 (7%)	14	41
1	S	216/216 (100%)	201 (93%)	15 (7%)	14	41
1	T	216/216 (100%)	201 (93%)	15 (7%)	14	41
1	U	216/216 (100%)	201 (93%)	15 (7%)	14	41
1	V	216/216 (100%)	201 (93%)	15 (7%)	14	41
1	W	216/216 (100%)	201 (93%)	15 (7%)	14	41
1	X	216/216 (100%)	201 (93%)	15 (7%)	14	41
1	Y	216/216 (100%)	201 (93%)	15 (7%)	14	41
1	Z	216/216 (100%)	201 (93%)	15 (7%)	14	41
1	a	216/216 (100%)	201 (93%)	15 (7%)	14	41
1	b	216/216 (100%)	201 (93%)	15 (7%)	14	41
1	c	216/216 (100%)	201 (93%)	15 (7%)	14	41
1	d	216/216 (100%)	201 (93%)	15 (7%)	14	41
All	All	6480/6480 (100%)	6030 (93%)	450 (7%)	16	41

All (450) residues with a non-rotameric sidechain are listed below:

Mol	Chain	Res	Type
1	A	7	ARG
1	A	39	LYS
1	A	79	LYS
1	A	120	LYS
1	A	129	ILE
1	A	143	VAL
1	A	146	GLN
1	A	151	ARG
1	A	167	LYS
1	A	183	ILE
1	A	186	ILE
1	A	190	THR
1	A	215	THR
1	A	236	LEU
1	A	240	LYS

*Continued on next page...*

*Continued from previous page...*

Mol	Chain	Res	Type
1	B	7	ARG
1	B	39	LYS
1	B	79	LYS
1	B	120	LYS
1	B	129	ILE
1	B	143	VAL
1	B	146	GLN
1	B	151	ARG
1	B	167	LYS
1	B	183	ILE
1	B	186	ILE
1	B	190	THR
1	B	215	THR
1	B	236	LEU
1	B	240	LYS
1	C	7	ARG
1	C	39	LYS
1	C	79	LYS
1	C	120	LYS
1	C	129	ILE
1	C	143	VAL
1	C	146	GLN
1	C	151	ARG
1	C	167	LYS
1	C	183	ILE
1	C	186	ILE
1	C	190	THR
1	C	215	THR
1	C	236	LEU
1	C	240	LYS
1	D	7	ARG
1	D	39	LYS
1	D	79	LYS
1	D	120	LYS
1	D	129	ILE
1	D	143	VAL
1	D	146	GLN
1	D	151	ARG
1	D	167	LYS
1	D	183	ILE
1	D	186	ILE
1	D	190	THR

*Continued on next page...*

*Continued from previous page...*

Mol	Chain	Res	Type
1	D	215	THR
1	D	236	LEU
1	D	240	LYS
1	E	7	ARG
1	E	39	LYS
1	E	79	LYS
1	E	120	LYS
1	E	129	ILE
1	E	143	VAL
1	E	146	GLN
1	E	151	ARG
1	E	167	LYS
1	E	183	ILE
1	E	186	ILE
1	E	190	THR
1	E	215	THR
1	E	236	LEU
1	E	240	LYS
1	F	7	ARG
1	F	39	LYS
1	F	79	LYS
1	F	120	LYS
1	F	129	ILE
1	F	143	VAL
1	F	146	GLN
1	F	151	ARG
1	F	167	LYS
1	F	183	ILE
1	F	186	ILE
1	F	190	THR
1	F	215	THR
1	F	236	LEU
1	F	240	LYS
1	G	7	ARG
1	G	39	LYS
1	G	79	LYS
1	G	120	LYS
1	G	129	ILE
1	G	143	VAL
1	G	146	GLN
1	G	151	ARG
1	G	167	LYS

*Continued on next page...*



*Continued from previous page...*

Mol	Chain	Res	Type
1	G	183	ILE
1	G	186	ILE
1	G	190	THR
1	G	215	THR
1	G	236	LEU
1	G	240	LYS
1	H	7	ARG
1	H	39	LYS
1	H	79	LYS
1	H	120	LYS
1	H	129	ILE
1	H	143	VAL
1	H	146	GLN
1	H	151	ARG
1	H	167	LYS
1	H	183	ILE
1	H	186	ILE
1	H	190	THR
1	H	215	THR
1	H	236	LEU
1	H	240	LYS
1	I	7	ARG
1	I	39	LYS
1	I	79	LYS
1	I	120	LYS
1	I	129	ILE
1	I	143	VAL
1	I	146	GLN
1	I	151	ARG
1	I	167	LYS
1	I	183	ILE
1	I	186	ILE
1	I	190	THR
1	I	215	THR
1	I	236	LEU
1	I	240	LYS
1	J	7	ARG
1	J	39	LYS
1	J	79	LYS
1	J	120	LYS
1	J	129	ILE
1	J	143	VAL

*Continued on next page...*

*Continued from previous page...*

Mol	Chain	Res	Type
1	J	146	GLN
1	J	151	ARG
1	J	167	LYS
1	J	183	ILE
1	J	186	ILE
1	J	190	THR
1	J	215	THR
1	J	236	LEU
1	J	240	LYS
1	K	7	ARG
1	K	39	LYS
1	K	79	LYS
1	K	120	LYS
1	K	129	ILE
1	K	143	VAL
1	K	146	GLN
1	K	151	ARG
1	K	167	LYS
1	K	183	ILE
1	K	186	ILE
1	K	190	THR
1	K	215	THR
1	K	236	LEU
1	K	240	LYS
1	L	7	ARG
1	L	39	LYS
1	L	79	LYS
1	L	120	LYS
1	L	129	ILE
1	L	143	VAL
1	L	146	GLN
1	L	151	ARG
1	L	167	LYS
1	L	183	ILE
1	L	186	ILE
1	L	190	THR
1	L	215	THR
1	L	236	LEU
1	L	240	LYS
1	M	7	ARG
1	M	39	LYS
1	M	79	LYS

*Continued on next page...*

*Continued from previous page...*

Mol	Chain	Res	Type
1	M	120	LYS
1	M	129	ILE
1	M	143	VAL
1	M	146	GLN
1	M	151	ARG
1	M	167	LYS
1	M	183	ILE
1	M	186	ILE
1	M	190	THR
1	M	215	THR
1	M	236	LEU
1	M	240	LYS
1	N	7	ARG
1	N	39	LYS
1	N	79	LYS
1	N	120	LYS
1	N	129	ILE
1	N	143	VAL
1	N	146	GLN
1	N	151	ARG
1	N	167	LYS
1	N	183	ILE
1	N	186	ILE
1	N	190	THR
1	N	215	THR
1	N	236	LEU
1	N	240	LYS
1	O	7	ARG
1	O	39	LYS
1	O	79	LYS
1	O	120	LYS
1	O	129	ILE
1	O	143	VAL
1	O	146	GLN
1	O	151	ARG
1	O	167	LYS
1	O	183	ILE
1	O	186	ILE
1	O	190	THR
1	O	215	THR
1	O	236	LEU
1	O	240	LYS

*Continued on next page...*

*Continued from previous page...*

Mol	Chain	Res	Type
1	P	7	ARG
1	P	39	LYS
1	P	79	LYS
1	P	120	LYS
1	P	129	ILE
1	P	143	VAL
1	P	146	GLN
1	P	151	ARG
1	P	167	LYS
1	P	183	ILE
1	P	186	ILE
1	P	190	THR
1	P	215	THR
1	P	236	LEU
1	P	240	LYS
1	Q	7	ARG
1	Q	39	LYS
1	Q	79	LYS
1	Q	120	LYS
1	Q	129	ILE
1	Q	143	VAL
1	Q	146	GLN
1	Q	151	ARG
1	Q	167	LYS
1	Q	183	ILE
1	Q	186	ILE
1	Q	190	THR
1	Q	215	THR
1	Q	236	LEU
1	Q	240	LYS
1	R	7	ARG
1	R	39	LYS
1	R	79	LYS
1	R	120	LYS
1	R	129	ILE
1	R	143	VAL
1	R	146	GLN
1	R	151	ARG
1	R	167	LYS
1	R	183	ILE
1	R	186	ILE
1	R	190	THR

*Continued on next page...*

*Continued from previous page...*

Mol	Chain	Res	Type
1	R	215	THR
1	R	236	LEU
1	R	240	LYS
1	S	7	ARG
1	S	39	LYS
1	S	79	LYS
1	S	120	LYS
1	S	129	ILE
1	S	143	VAL
1	S	146	GLN
1	S	151	ARG
1	S	167	LYS
1	S	183	ILE
1	S	186	ILE
1	S	190	THR
1	S	215	THR
1	S	236	LEU
1	S	240	LYS
1	T	7	ARG
1	T	39	LYS
1	T	79	LYS
1	T	120	LYS
1	T	129	ILE
1	T	143	VAL
1	T	146	GLN
1	T	151	ARG
1	T	167	LYS
1	T	183	ILE
1	T	186	ILE
1	T	190	THR
1	T	215	THR
1	T	236	LEU
1	T	240	LYS
1	U	7	ARG
1	U	39	LYS
1	U	79	LYS
1	U	120	LYS
1	U	129	ILE
1	U	143	VAL
1	U	146	GLN
1	U	151	ARG
1	U	167	LYS

*Continued on next page...*

*Continued from previous page...*

Mol	Chain	Res	Type
1	U	183	ILE
1	U	186	ILE
1	U	190	THR
1	U	215	THR
1	U	236	LEU
1	U	240	LYS
1	V	7	ARG
1	V	39	LYS
1	V	79	LYS
1	V	120	LYS
1	V	129	ILE
1	V	143	VAL
1	V	146	GLN
1	V	151	ARG
1	V	167	LYS
1	V	183	ILE
1	V	186	ILE
1	V	190	THR
1	V	215	THR
1	V	236	LEU
1	V	240	LYS
1	W	7	ARG
1	W	39	LYS
1	W	79	LYS
1	W	120	LYS
1	W	129	ILE
1	W	143	VAL
1	W	146	GLN
1	W	151	ARG
1	W	167	LYS
1	W	183	ILE
1	W	186	ILE
1	W	190	THR
1	W	215	THR
1	W	236	LEU
1	W	240	LYS
1	X	7	ARG
1	X	39	LYS
1	X	79	LYS
1	X	120	LYS
1	X	129	ILE
1	X	143	VAL

*Continued on next page...*

*Continued from previous page...*

Mol	Chain	Res	Type
1	X	146	GLN
1	X	151	ARG
1	X	167	LYS
1	X	183	ILE
1	X	186	ILE
1	X	190	THR
1	X	215	THR
1	X	236	LEU
1	X	240	LYS
1	Y	7	ARG
1	Y	39	LYS
1	Y	79	LYS
1	Y	120	LYS
1	Y	129	ILE
1	Y	143	VAL
1	Y	146	GLN
1	Y	151	ARG
1	Y	167	LYS
1	Y	183	ILE
1	Y	186	ILE
1	Y	190	THR
1	Y	215	THR
1	Y	236	LEU
1	Y	240	LYS
1	Z	7	ARG
1	Z	39	LYS
1	Z	79	LYS
1	Z	120	LYS
1	Z	129	ILE
1	Z	143	VAL
1	Z	146	GLN
1	Z	151	ARG
1	Z	167	LYS
1	Z	183	ILE
1	Z	186	ILE
1	Z	190	THR
1	Z	215	THR
1	Z	236	LEU
1	Z	240	LYS
1	a	7	ARG
1	a	39	LYS
1	a	79	LYS

*Continued on next page...*

*Continued from previous page...*

Mol	Chain	Res	Type
1	a	120	LYS
1	a	129	ILE
1	a	143	VAL
1	a	146	GLN
1	a	151	ARG
1	a	167	LYS
1	a	183	ILE
1	a	186	ILE
1	a	190	THR
1	a	215	THR
1	a	236	LEU
1	a	240	LYS
1	b	7	ARG
1	b	39	LYS
1	b	79	LYS
1	b	120	LYS
1	b	129	ILE
1	b	143	VAL
1	b	146	GLN
1	b	151	ARG
1	b	167	LYS
1	b	183	ILE
1	b	186	ILE
1	b	190	THR
1	b	215	THR
1	b	236	LEU
1	b	240	LYS
1	c	7	ARG
1	c	39	LYS
1	c	79	LYS
1	c	120	LYS
1	c	129	ILE
1	c	143	VAL
1	c	146	GLN
1	c	151	ARG
1	c	167	LYS
1	c	183	ILE
1	c	186	ILE
1	c	190	THR
1	c	215	THR
1	c	236	LEU
1	c	240	LYS

*Continued on next page...*



*Continued from previous page...*

Mol	Chain	Res	Type
1	d	7	ARG
1	d	39	LYS
1	d	79	LYS
1	d	120	LYS
1	d	129	ILE
1	d	143	VAL
1	d	146	GLN
1	d	151	ARG
1	d	167	LYS
1	d	183	ILE
1	d	186	ILE
1	d	190	THR
1	d	215	THR
1	d	236	LEU
1	d	240	LYS

Sometimes sidechains can be flipped to improve hydrogen bonding and reduce clashes. All (71) such sidechains are listed below:

Mol	Chain	Res	Type
1	A	26	ASN
1	A	32	GLN
1	A	66	GLN
1	B	32	GLN
1	B	66	GLN
1	C	32	GLN
1	C	66	GLN
1	D	32	GLN
1	D	66	GLN
1	E	32	GLN
1	E	66	GLN
1	E	160	GLN
1	F	26	ASN
1	F	32	GLN
1	F	66	GLN
1	F	160	GLN
1	G	26	ASN
1	G	32	GLN
1	G	66	GLN
1	G	160	GLN
1	H	26	ASN
1	H	32	GLN
1	H	66	GLN

*Continued on next page...*

*Continued from previous page...*

Mol	Chain	Res	Type
1	H	160	GLN
1	I	26	ASN
1	I	32	GLN
1	I	66	GLN
1	J	66	GLN
1	J	160	GLN
1	K	26	ASN
1	K	66	GLN
1	L	32	GLN
1	L	66	GLN
1	M	32	GLN
1	M	66	GLN
1	N	32	GLN
1	N	66	GLN
1	O	32	GLN
1	O	66	GLN
1	P	32	GLN
1	P	66	GLN
1	Q	32	GLN
1	Q	66	GLN
1	R	32	GLN
1	R	66	GLN
1	S	32	GLN
1	S	66	GLN
1	T	32	GLN
1	T	66	GLN
1	U	32	GLN
1	U	66	GLN
1	V	32	GLN
1	V	66	GLN
1	W	32	GLN
1	W	66	GLN
1	X	32	GLN
1	X	66	GLN
1	Y	32	GLN
1	Y	66	GLN
1	Z	32	GLN
1	Z	66	GLN
1	a	32	GLN
1	a	66	GLN
1	a	160	GLN
1	b	32	GLN

*Continued on next page...*

*Continued from previous page...*

Mol	Chain	Res	Type
1	b	66	GLN
1	c	32	GLN
1	c	66	GLN
1	d	32	GLN
1	d	66	GLN
1	d	160	GLN

### 5.3.3 RNA [i](#)

There are no RNA molecules in this entry.

### 5.4 Non-standard residues in protein, DNA, RNA chains [i](#)

There are no non-standard protein/DNA/RNA residues in this entry.

### 5.5 Carbohydrates [i](#)

There are no oligosaccharides in this entry.

### 5.6 Ligand geometry [i](#)

There are no ligands in this entry.

### 5.7 Other polymers [i](#)

There are no such residues in this entry.

### 5.8 Polymer linkage issues [i](#)

There are no chain breaks in this entry.


## 6 Map visualisation [i](#)

This section contains visualisations of the EMDB entry EMD-51889. These allow visual inspection of the internal detail of the map and identification of artifacts.

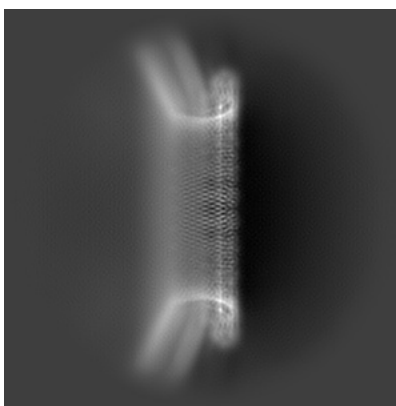
Images derived from a raw map, generated by summing the deposited half-maps, are presented below the corresponding image components of the primary map to allow further visual inspection and comparison with those of the primary map.

### 6.1 Orthogonal projections [i](#)


#### 6.1.1 Primary map



X




Y

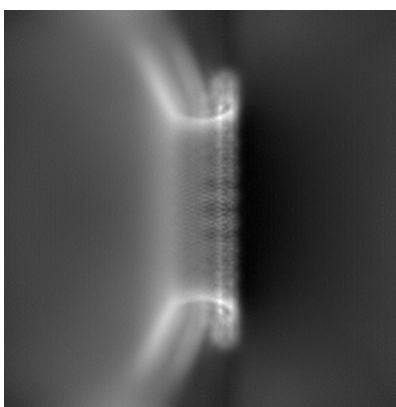


Z


#### 6.1.2 Raw map



X



Y

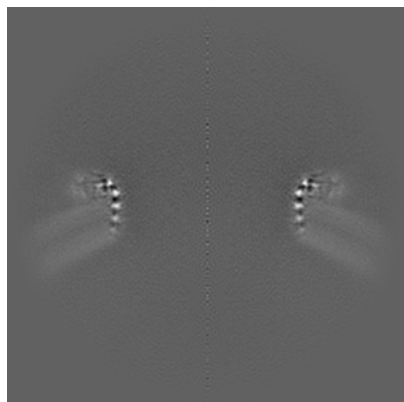


Z

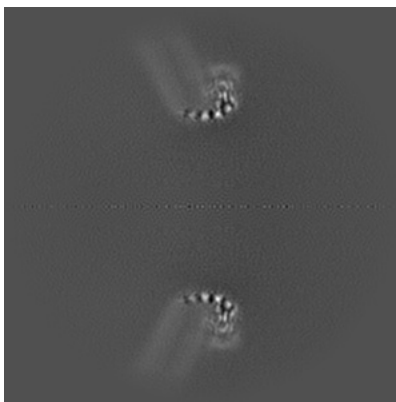
The images above show the map projected in three orthogonal directions.

## 6.2 Central slices [i](#)


### 6.2.1 Primary map



X Index: 250




Y Index: 250



Z Index: 250


### 6.2.2 Raw map



X Index: 250



Y Index: 250

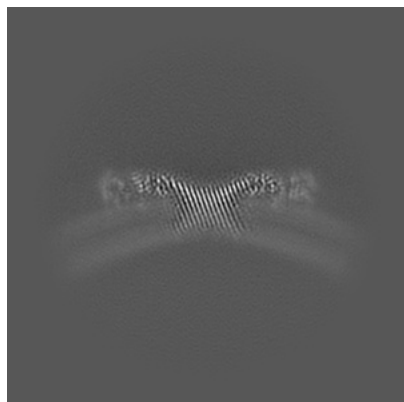


Z Index: 250

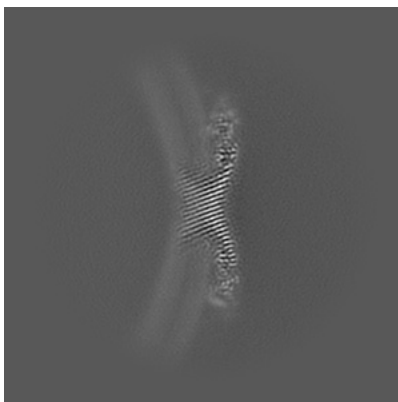
The images above show central slices of the map in three orthogonal directions.

## 6.3 Largest variance slices [i](#)

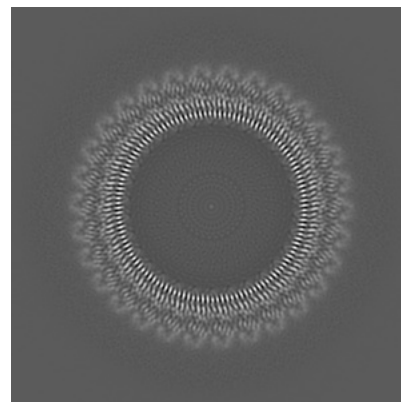
### 6.3.1 Primary map



X Index: 137

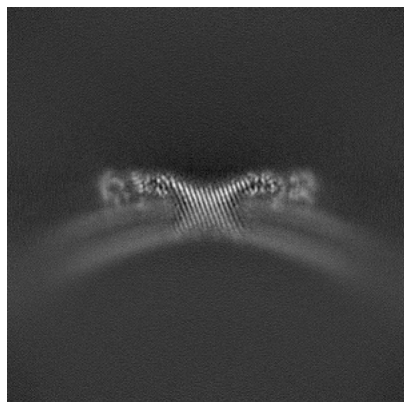


Y Index: 137

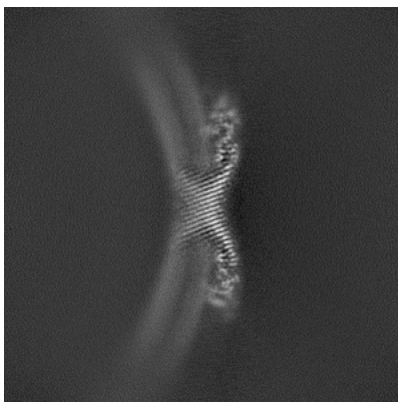


Z Index: 271

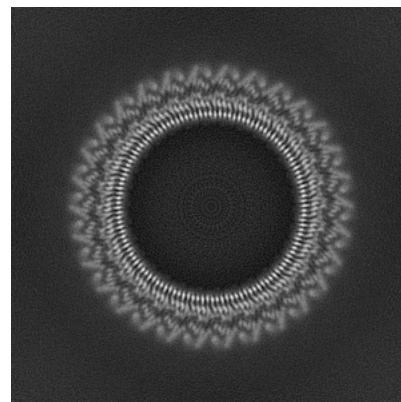
### 6.3.2 Raw map



X Index: 137



Y Index: 138




Z Index: 270

The images above show the largest variance slices of the map in three orthogonal directions.




## 6.4 Orthogonal standard-deviation projections (False-color) [i](#)


### 6.4.1 Primary map



X




Y




Z


### 6.4.2 Raw map



X



Y




Z

The images above show the map standard deviation projections with false color in three orthogonal directions. Minimum values are shown in green, max in blue, and dark to light orange shades represent small to large values respectively.

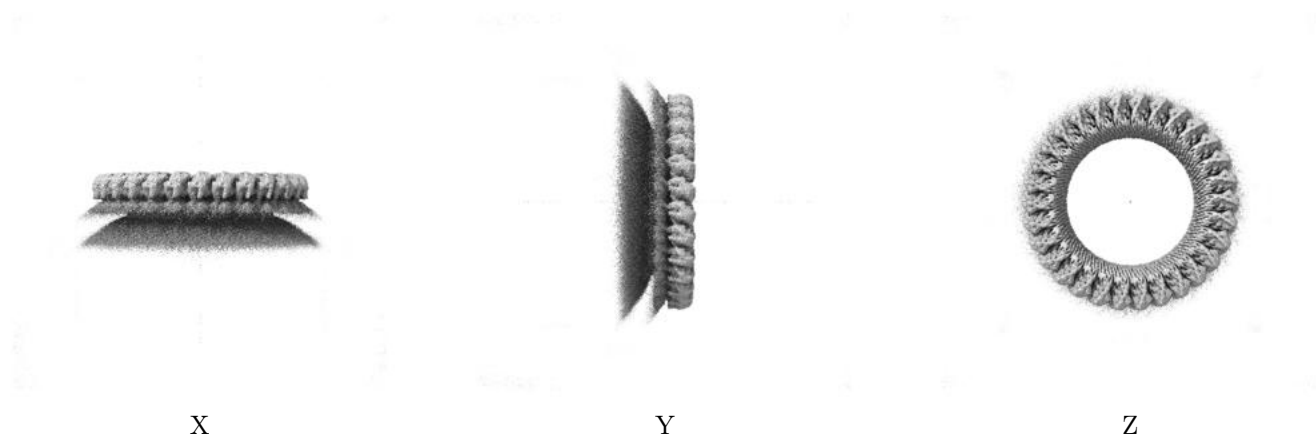
## 6.5 Orthogonal surface views [i](#)

### 6.5.1 Primary map



The images above show the 3D surface view of the map at the recommended contour level 0.04. These images, in conjunction with the slice images, may facilitate assessment of whether an appropriate contour level has been provided.

### 6.5.2 Raw map



These images show the 3D surface of the raw map. The raw map's contour level was selected so that its surface encloses the same volume as the primary map does at its recommended contour level.

## 6.6 Mask visualisation [i](#)

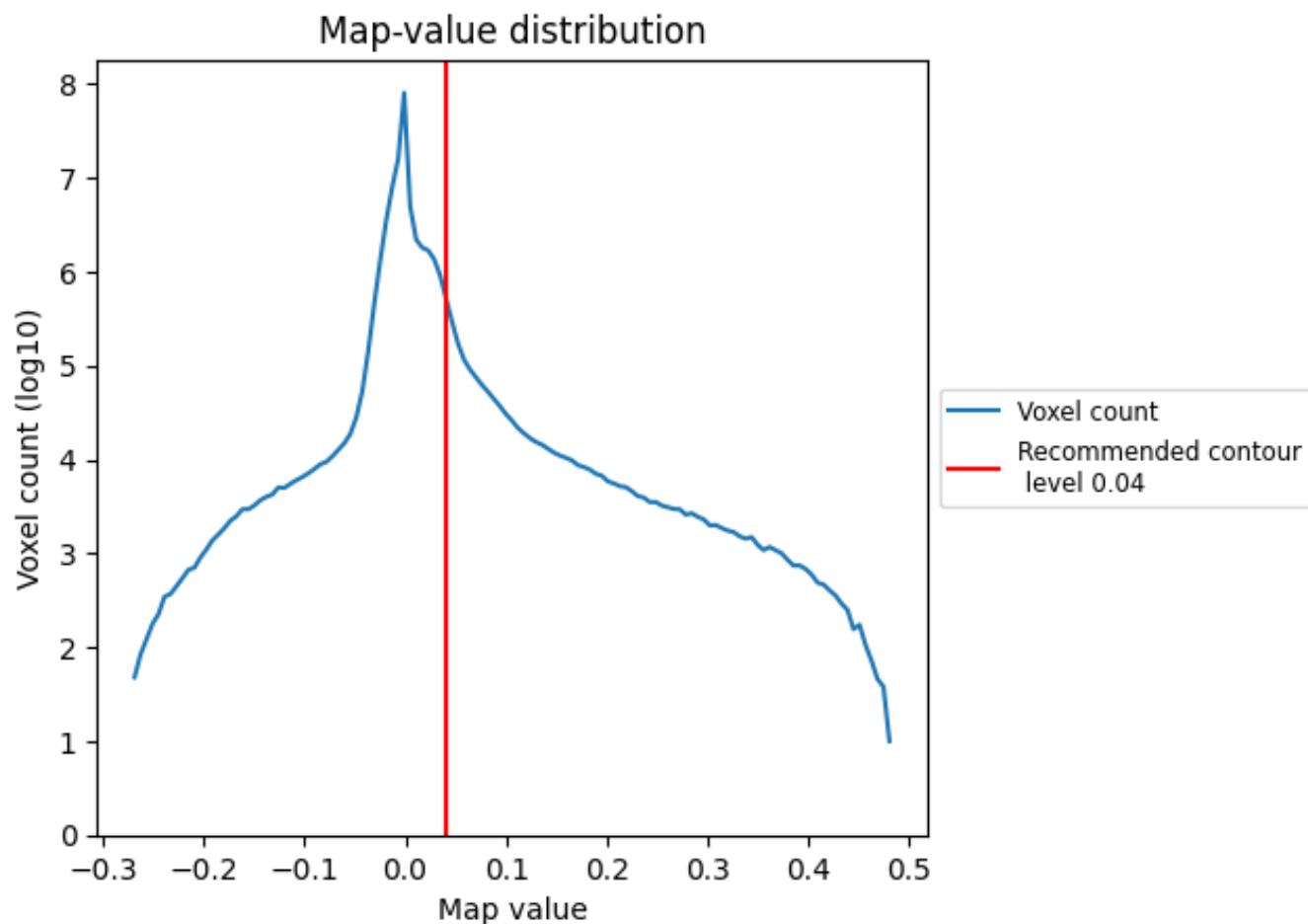
This section was not generated. No masks/segmentation were deposited.



## 7 Map analysis [i](#)

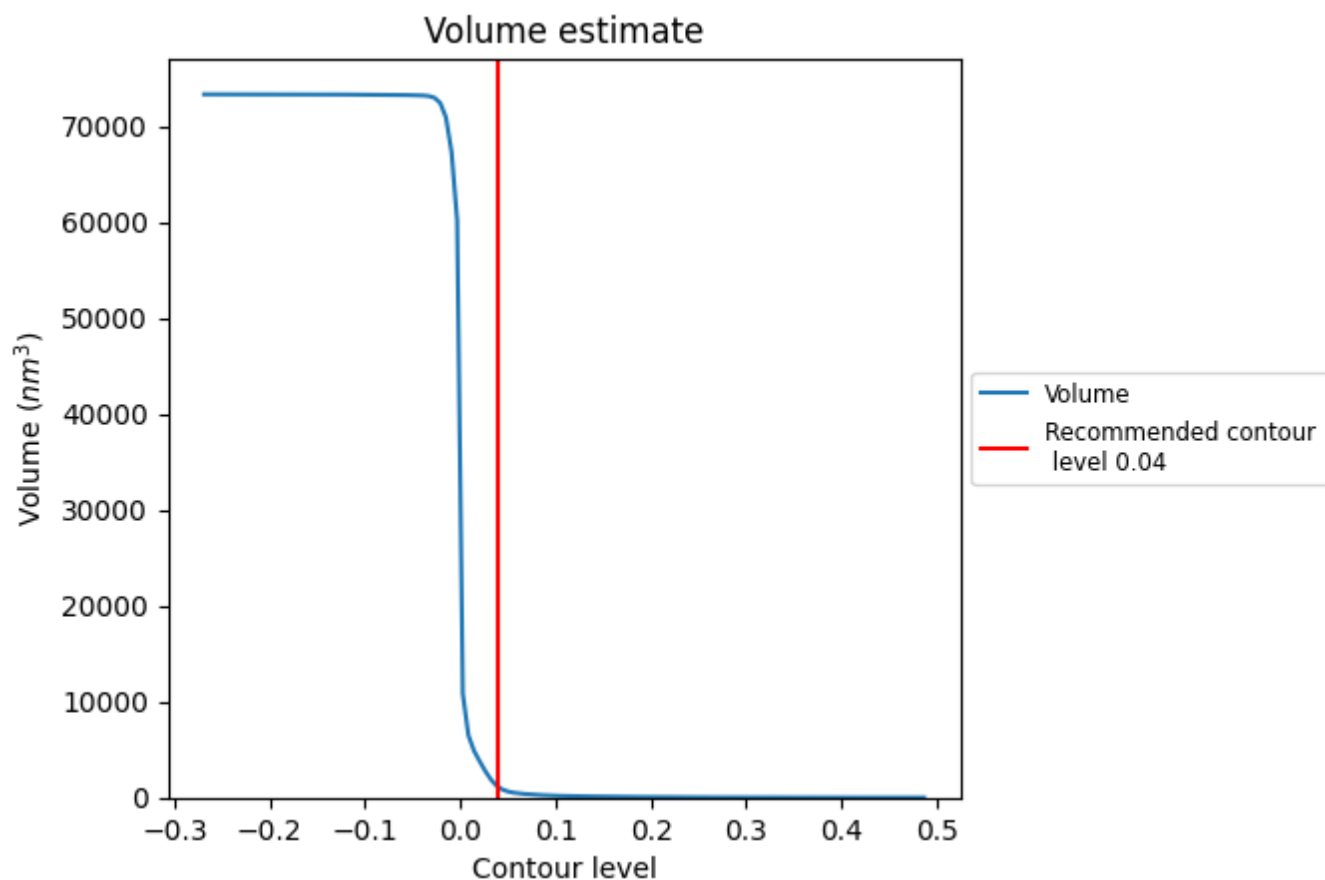
This section contains the results of statistical analysis of the map.

### 7.1 Map-value distribution [i](#)



The map-value distribution is plotted in 128 intervals along the x-axis. The y-axis is logarithmic. A spike in this graph at zero usually indicates that the volume has been masked.

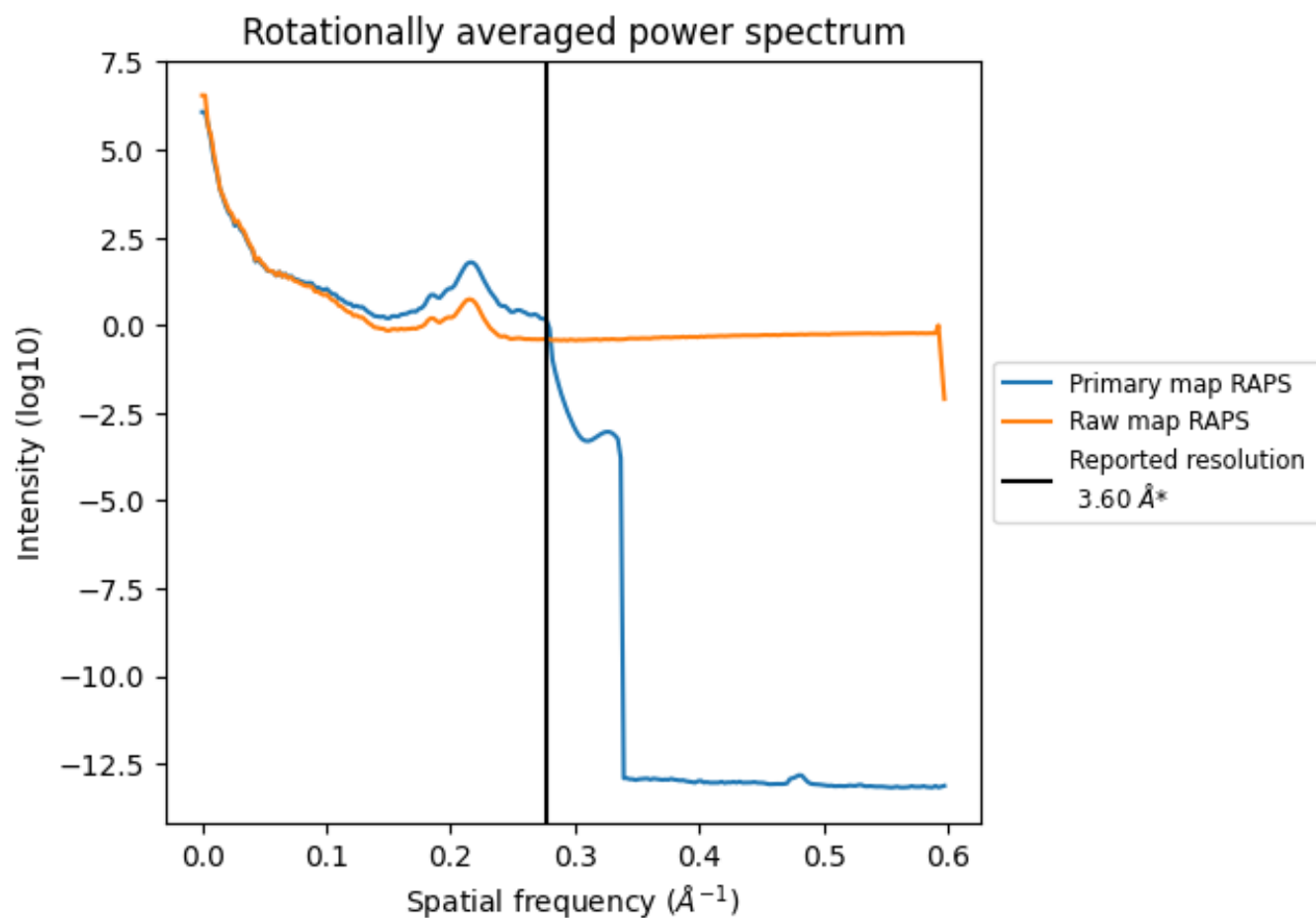
## 7.2 Volume estimate [i](#)



The volume at the recommended contour level is 1112  $\text{nm}^3$ ; this corresponds to an approximate mass of 1005 kDa.

The volume estimate graph shows how the enclosed volume varies with the contour level. The recommended contour level is shown as a vertical line and the intersection between the line and the curve gives the volume of the enclosed surface at the given level.

### 7.3 Rotationally averaged power spectrum ⓘ

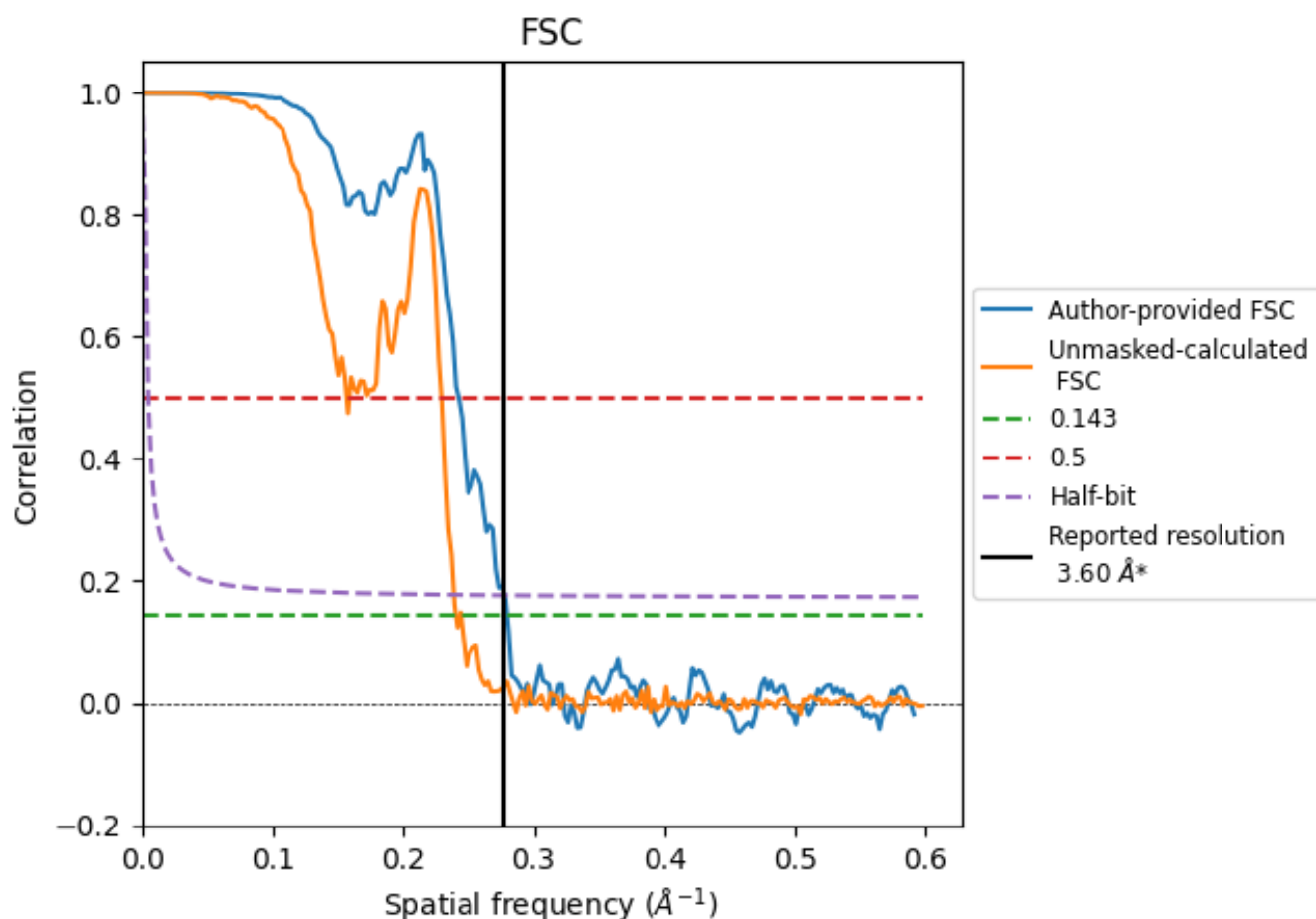


\*Reported resolution corresponds to spatial frequency of 0.278 Å<sup>-1</sup>

## 8 Fourier-Shell correlation [i](#)

Fourier-Shell Correlation (FSC) is the most commonly used method to estimate the resolution of single-particle and subtomogram-averaged maps. The shape of the curve depends on the imposed symmetry, mask and whether or not the two 3D reconstructions used were processed from a common reference. The reported resolution is shown as a black line. A curve is displayed for the half-bit criterion in addition to lines showing the 0.143 gold standard cut-off and 0.5 cut-off.

### 8.1 FSC [i](#)



\*Reported resolution corresponds to spatial frequency of 0.278 Å<sup>-1</sup>

## 8.2 Resolution estimates [i](#)


Resolution estimate (Å)	Estimation criterion (FSC cut-off)		
	0.143	0.5	Half-bit
Reported by author	3.60	-	-
Author-provided FSC curve	3.58	4.13	3.60
Unmasked-calculated*	4.16	6.38	4.19

\*Resolution estimate based on FSC curve calculated by comparison of deposited half-maps. The value from deposited half-maps intersecting FSC 0.143 CUT-OFF 4.16 differs from the reported value 3.6 by more than 10 %


## 9 Map-model fit [i](#)

This section contains information regarding the fit between EMDB map EMD-51889 and PDB model 9H5M. Per-residue inclusion information can be found in section [3](#) on page [7](#).

### 9.1 Map-model overlay [i](#)



X




Y



Z

The images above show the 3D surface view of the map at the recommended contour level 0.04 at 50% transparency in yellow overlaid with a ribbon representation of the model coloured in blue. These images allow for the visual assessment of the quality of fit between the atomic model and the map.

## 9.2 Q-score mapped to coordinate model [i](#)

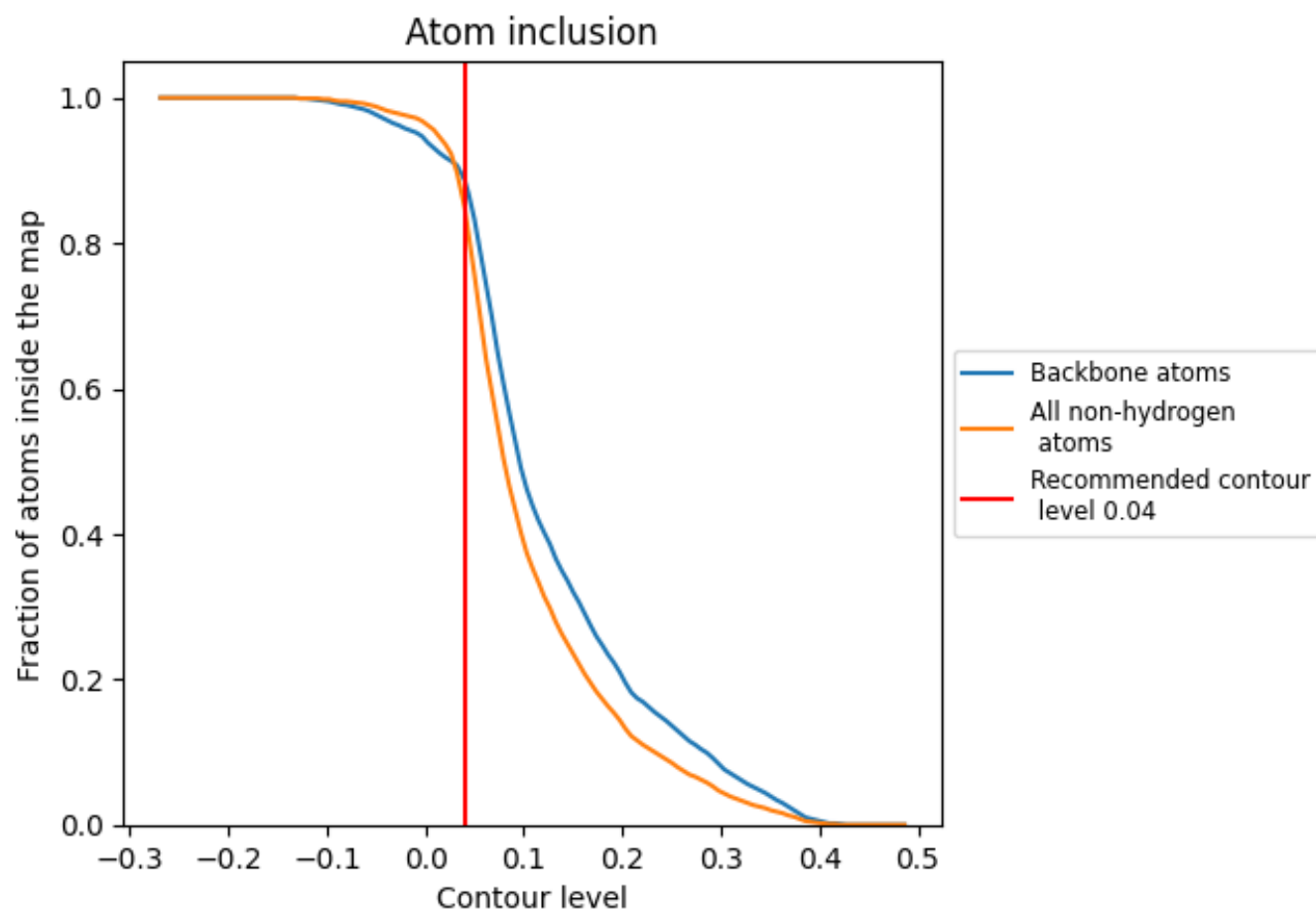


The images above show the model with each residue coloured according its Q-score. This shows their resolvability in the map with higher Q-score values reflecting better resolvability. Please note: Q-score is calculating the resolvability of atoms, and thus high values are only expected at resolutions at which atoms can be resolved. Low Q-score values may therefore be expected for many entries.

## 9.3 Atom inclusion mapped to coordinate model [i](#)

This section was not generated.

## 9.4 Atom inclusion [i](#)

































































At the recommended contour level, 89% of all backbone atoms, 85% of all non-hydrogen atoms, are inside the map.



## 9.5 Map-model fit summary

The table lists the average atom inclusion at the recommended contour level (0.04) and Q-score for the entire model and for each chain.

Chain	Atom inclusion	Q-score
All	 0.8490	 0.3090
A	 0.8460	 0.3070
B	 0.8480	 0.3060
C	 0.8510	 0.3060
D	 0.8510	 0.3090
E	 0.8500	 0.3080
F	 0.8480	 0.3090
G	 0.8480	 0.3090
H	 0.8480	 0.3100
I	 0.8520	 0.3110
J	 0.8490	 0.3140
K	 0.8500	 0.3130
L	 0.8490	 0.3080
M	 0.8510	 0.3110
N	 0.8520	 0.3090
O	 0.8490	 0.3100
P	 0.8460	 0.3090
Q	 0.8490	 0.3110
R	 0.8460	 0.3100
S	 0.8500	 0.3120
T	 0.8510	 0.3120
U	 0.8470	 0.3110
V	 0.8480	 0.3100
W	 0.8500	 0.3090
X	 0.8500	 0.3080
Y	 0.8530	 0.3080
Z	 0.8500	 0.3080
a	 0.8490	 0.3060
b	 0.8490	 0.3040
c	 0.8430	 0.3060
d	 0.8480	 0.3070

