Full wwPDB X-ray Structure Validation Report (i)

Jan 7, 2024 – 02:58 pm GMT

PDB ID	:	6G31
Title	:	Crystal structure of human geranylgeranyl diphosphate synthase mutant D188Y bound to zoledronate
Authors	:	Lisnyansky, M.; Kapelushnik, N.; Ben-Bassat, A.; Marom, M.; Loewenstein, A.; Khananshvili, D.; Giladi, M.; Haitin, Y.
Deposited on	:	2018-03-24
Resolution	:	3.00 Å(reported)

This is a Full wwPDB X-ray Structure Validation Report for a publicly released PDB entry.

We welcome your comments at *validation@mail.wwpdb.org*
A user guide is available at
https://www.wwpdb.org/validation/2017/XrayValidationReportHelp
with specific help available everywhere you see the (i) symbol.

The types of validation reports are described at
http://www.wwpdb.org/validation/2017/FAQs#types.

The following versions of software and data (see references (i)) were used in the production of this report:

MolProbity	:	4.02b-467
Mogul	:	1.8.4, CSD as541be (2020)
Xtriage (Phenix)	:	1.13
EDS	:	2.36
buster-report	:	1.1.7 (2018)
Percentile statistics	:	20191225.v01 (using entries in the PDB archive December 25th 2019)
Refmac	:	5.8.0158
CCP4	:	7.0.044 (Gargrove)
Ideal geometry (proteins)	:	Engh & Huber (2001)
Ideal geometry (DNA, RNA)	:	Parkinson et al. (1996)
Validation Pipeline (wwPDB-VP)	:	2.36

1 Overall quality at a glance (i)

The following experimental techniques were used to determine the structure:
X-RAY DIFFRACTION

The reported resolution of this entry is 3.00 Å.

Percentile scores (ranging between 0-100) for global validation metrics of the entry are shown in the following graphic. The table shows the number of entries on which the scores are based.

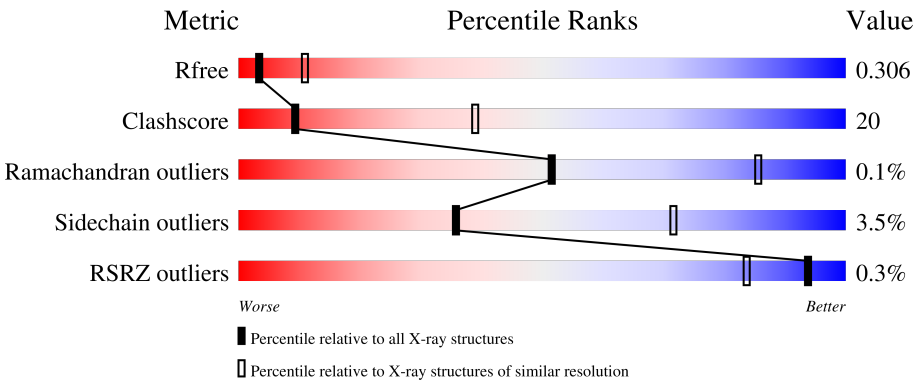

Metric	Whole archive (#Entries)	Similar resolution (#Entries, resolution range(Å))
R_{free}	130704	2092 (3.00-3.00)
Clashscore	141614	2416 (3.00-3.00)
Ramachandran outliers	138981	2333 (3.00-3.00)
Sidechain outliers	138945	2336 (3.00-3.00)
RSRZ outliers	127900	1990 (3.00-3.00)

The table below summarises the geometric issues observed across the polymeric chains and their fit to the electron density. The red, orange, yellow and green segments of the lower bar indicate the fraction of residues that contain outliers for >=3, 2, 1 and 0 types of geometric quality criteria respectively. A grey segment represents the fraction of residues that are not modelled. The numeric value for each fraction is indicated below the corresponding segment, with a dot representing fractions <=5% The upper red bar (where present) indicates the fraction of residues that have poor fit to the electron density. The numeric value is given above the bar.

Mol	Chain	Length	Quality of chain
1	A	307	54% 38% • 7%
1	B	307	57% 34% • 7%
1	C	307	57% 34% • 6%
1	D	307	60% 28% • 9%

Continued on next page...

Continued from previous page...

Mol	Chain	Length	Quality of chain
1	E	307	% 64% 16% • 19%
1	F	307	64% 27% • 7%
1	G	307	71% 20% 8%
1	H	307	65% 25% • 8%
1	I	307	% 67% 22% • 10%
1	J	307	63% 28% • 7%
1	K	307	% 69% 18% • 12%
1	L	307	70% 21% • 8%

2 Entry composition (i)

There are 3 unique types of molecules in this entry. The entry contains 23597 atoms, of which 0 are hydrogens and 0 are deuteriums.

In the tables below, the ZeroOcc column contains the number of atoms modelled with zero occupancy, the AltConf column contains the number of residues with at least one atom in alternate conformation and the Trace column contains the number of residues modelled with at most 2 atoms.

- Molecule 1 is a protein called Geranylgeranyl pyrophosphate synthase.

Mol	Chain	Residues	Atoms					ZeroOcc	AltConf	Trace
			Total	C	N	O	S			
1	A	286	2110	1362	352	390	6	0	0	0
			Total	C	N	O	S			
1	B	284	2115	1369	350	390	6	0	0	0
			Total	C	N	O	S			
1	C	288	2109	1365	350	388	6	0	0	0
			Total	C	N	O	S			
1	D	280	2027	1310	336	374	7	0	0	0
			Total	C	N	O	S			
1	E	249	1556	986	271	296	3	0	0	0
			Total	C	N	O	S			
1	F	285	2073	1339	339	388	7	0	0	0
			Total	C	N	O	S			
1	G	281	1847	1177	314	351	5	0	0	0
			Total	C	N	O	S			
1	H	281	2031	1309	337	378	7	0	0	0
			Total	C	N	O	S			
1	I	276	1752	1119	302	326	5	0	0	0
			Total	C	N	O	S			
1	J	285	2044	1314	346	378	6	0	0	0
			Total	C	N	O	S			
1	K	269	1686	1063	295	325	3	0	0	0
			Total	C	N	O	S			
1	L	283	2019	1293	339	380	7	0	0	0

There are 108 discrepancies between the modelled and reference sequences:

Chain	Residue	Modelled	Actual	Comment	Reference
A	-6	GLY	-	expression tag	UNP O95749
A	-5	SER	-	expression tag	UNP O95749
A	-4	GLY	-	expression tag	UNP O95749
A	-3	SER	-	expression tag	UNP O95749
A	-2	GLY	-	expression tag	UNP O95749

Continued on next page...

Continued from previous page...

Chain	Residue	Modelled	Actual	Comment	Reference
A	-1	SER	-	expression tag	UNP O95749
A	0	GLY	-	expression tag	UNP O95749
A	109	GLN	PRO	conflict	UNP O95749
A	188	TYR	ASP	engineered mutation	UNP O95749
B	-6	GLY	-	expression tag	UNP O95749
B	-5	SER	-	expression tag	UNP O95749
B	-4	GLY	-	expression tag	UNP O95749
B	-3	SER	-	expression tag	UNP O95749
B	-2	GLY	-	expression tag	UNP O95749
B	-1	SER	-	expression tag	UNP O95749
B	0	GLY	-	expression tag	UNP O95749
B	109	GLN	PRO	conflict	UNP O95749
B	188	TYR	ASP	engineered mutation	UNP O95749
C	-6	GLY	-	expression tag	UNP O95749
C	-5	SER	-	expression tag	UNP O95749
C	-4	GLY	-	expression tag	UNP O95749
C	-3	SER	-	expression tag	UNP O95749
C	-2	GLY	-	expression tag	UNP O95749
C	-1	SER	-	expression tag	UNP O95749
C	0	GLY	-	expression tag	UNP O95749
C	109	GLN	PRO	conflict	UNP O95749
C	188	TYR	ASP	engineered mutation	UNP O95749
D	-6	GLY	-	expression tag	UNP O95749
D	-5	SER	-	expression tag	UNP O95749
D	-4	GLY	-	expression tag	UNP O95749
D	-3	SER	-	expression tag	UNP O95749
D	-2	GLY	-	expression tag	UNP O95749
D	-1	SER	-	expression tag	UNP O95749
D	0	GLY	-	expression tag	UNP O95749
D	109	GLN	PRO	conflict	UNP O95749
D	188	TYR	ASP	engineered mutation	UNP O95749
E	-6	GLY	-	expression tag	UNP O95749
E	-5	SER	-	expression tag	UNP O95749
E	-4	GLY	-	expression tag	UNP O95749
E	-3	SER	-	expression tag	UNP O95749
E	-2	GLY	-	expression tag	UNP O95749
E	-1	SER	-	expression tag	UNP O95749
E	0	GLY	-	expression tag	UNP O95749
E	109	GLN	PRO	conflict	UNP O95749
E	188	TYR	ASP	engineered mutation	UNP O95749
F	-6	GLY	-	expression tag	UNP O95749
F	-5	SER	-	expression tag	UNP O95749

Continued on next page...

Continued from previous page...

Chain	Residue	Modelled	Actual	Comment	Reference
F	-4	GLY	-	expression tag	UNP O95749
F	-3	SER	-	expression tag	UNP O95749
F	-2	GLY	-	expression tag	UNP O95749
F	-1	SER	-	expression tag	UNP O95749
F	0	GLY	-	expression tag	UNP O95749
F	109	GLN	PRO	conflict	UNP O95749
F	188	TYR	ASP	engineered mutation	UNP O95749
G	-6	GLY	-	expression tag	UNP O95749
G	-5	SER	-	expression tag	UNP O95749
G	-4	GLY	-	expression tag	UNP O95749
G	-3	SER	-	expression tag	UNP O95749
G	-2	GLY	-	expression tag	UNP O95749
G	-1	SER	-	expression tag	UNP O95749
G	0	GLY	-	expression tag	UNP O95749
G	109	GLN	PRO	conflict	UNP O95749
G	188	TYR	ASP	engineered mutation	UNP O95749
H	-6	GLY	-	expression tag	UNP O95749
H	-5	SER	-	expression tag	UNP O95749
H	-4	GLY	-	expression tag	UNP O95749
H	-3	SER	-	expression tag	UNP O95749
H	-2	GLY	-	expression tag	UNP O95749
H	-1	SER	-	expression tag	UNP O95749
H	0	GLY	-	expression tag	UNP O95749
H	109	GLN	PRO	conflict	UNP O95749
H	188	TYR	ASP	engineered mutation	UNP O95749
I	-6	GLY	-	expression tag	UNP O95749
I	-5	SER	-	expression tag	UNP O95749
I	-4	GLY	-	expression tag	UNP O95749
I	-3	SER	-	expression tag	UNP O95749
I	-2	GLY	-	expression tag	UNP O95749
I	-1	SER	-	expression tag	UNP O95749
I	0	GLY	-	expression tag	UNP O95749
I	109	GLN	PRO	conflict	UNP O95749
I	188	TYR	ASP	engineered mutation	UNP O95749
J	-6	GLY	-	expression tag	UNP O95749
J	-5	SER	-	expression tag	UNP O95749
J	-4	GLY	-	expression tag	UNP O95749
J	-3	SER	-	expression tag	UNP O95749
J	-2	GLY	-	expression tag	UNP O95749
J	-1	SER	-	expression tag	UNP O95749
J	0	GLY	-	expression tag	UNP O95749
J	109	GLN	PRO	conflict	UNP O95749

Continued on next page...

Continued from previous page...

Chain	Residue	Modelled	Actual	Comment	Reference
J	188	TYR	ASP	engineered mutation	UNP O95749
K	-6	GLY	-	expression tag	UNP O95749
K	-5	SER	-	expression tag	UNP O95749
K	-4	GLY	-	expression tag	UNP O95749
K	-3	SER	-	expression tag	UNP O95749
K	-2	GLY	-	expression tag	UNP O95749
K	-1	SER	-	expression tag	UNP O95749
K	0	GLY	-	expression tag	UNP O95749
K	109	GLN	PRO	conflict	UNP O95749
K	188	TYR	ASP	engineered mutation	UNP O95749
L	-6	GLY	-	expression tag	UNP O95749
L	-5	SER	-	expression tag	UNP O95749
L	-4	GLY	-	expression tag	UNP O95749
L	-3	SER	-	expression tag	UNP O95749
L	-2	GLY	-	expression tag	UNP O95749
L	-1	SER	-	expression tag	UNP O95749
L	0	GLY	-	expression tag	UNP O95749
L	109	GLN	PRO	conflict	UNP O95749
L	188	TYR	ASP	engineered mutation	UNP O95749

- Molecule 2 is ZOLEDRONIC ACID (three-letter code: ZOL) (formula: $C_5H_{10}N_2O_7P_2$).

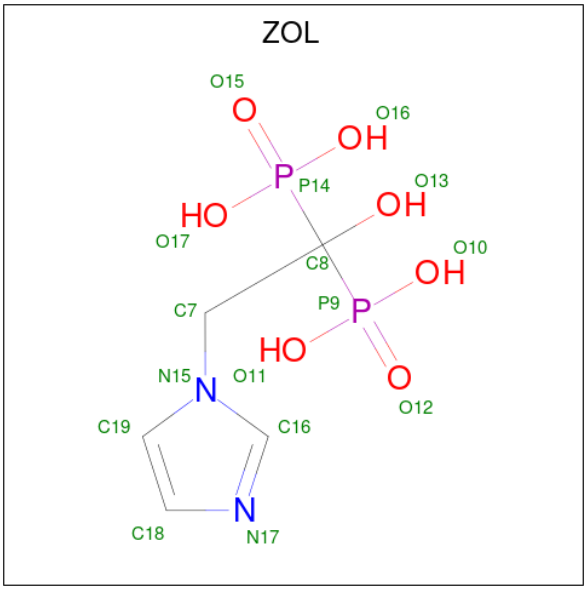

Mol	Chain	Residues	Atoms					ZeroOcc	AltConf
			Total	C	N	O	P		
2	A	1	16	5	2	7	2	0	0
			Total	C	N	O	P		
2	B	1	16	5	2	7	2	0	0

Continued on next page...

Continued from previous page...

Mol	Chain	Residues	Atoms					ZeroOcc	AltConf
			Total	C	N	O	P		
2	C	1	16	5	2	7	2	0	0
2	D	1	16	5	2	7	2	0	0
2	E	1	16	5	2	7	2	0	0
2	F	1	16	5	2	7	2	0	0
2	G	1	16	5	2	7	2	0	0
2	H	1	16	5	2	7	2	0	0
2	I	1	16	5	2	7	2	0	0
2	J	1	16	5	2	7	2	0	0
2	K	1	16	5	2	7	2	0	0
2	L	1	16	5	2	7	2	0	0

- Molecule 3 is MAGNESIUM ION (three-letter code: MG) (formula: Mg).

Mol	Chain	Residues	Atoms		ZeroOcc	AltConf
			Total	Mg		
3	A	3	3	3	0	0
3	B	3	3	3	0	0
3	C	3	3	3	0	0
3	D	3	3	3	0	0
3	E	3	3	3	0	0
3	F	3	3	3	0	0
3	G	3	3	3	0	0
3	H	3	3	3	0	0
3	I	3	3	3	0	0

Continued on next page...

Continued from previous page...

Mol	Chain	Residues	Atoms		ZeroOcc	AltConf
			Total	Mg		
3	J	3	3	3	0	0
			Total	Mg		
3	K	3	3	3	0	0
			Total	Mg		
3	L	3	3	3	0	0

3 Residue-property plots (i)

These plots are drawn for all protein, RNA, DNA and oligosaccharide chains in the entry. The first graphic for a chain summarises the proportions of the various outlier classes displayed in the second graphic. The second graphic shows the sequence view annotated by issues in geometry and electron density. Residues are color-coded according to the number of geometric quality criteria for which they contain at least one outlier: green = 0, yellow = 1, orange = 2 and red = 3 or more. A red dot above a residue indicates a poor fit to the electron density (RSRZ > 2). Stretches of 2 or more consecutive residues without any outlier are shown as a green connector. Residues present in the sample, but not in the model, are shown in grey.

• Molecule 1: Geranylgeranyl pyrophosphate synthase

Chain A: 54% 38% • 7%

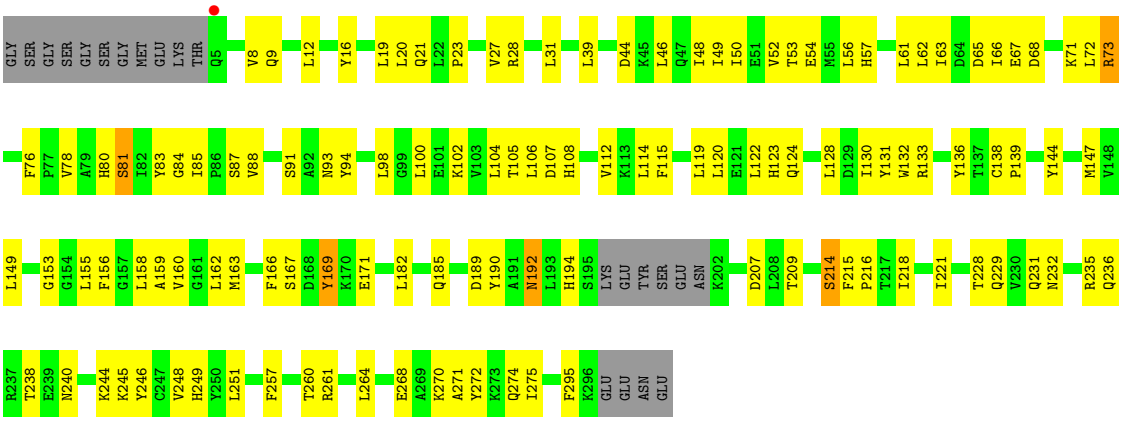

• Molecule 1: Geranylgeranyl pyrophosphate synthase

Chain B: 57% 34% • 7%

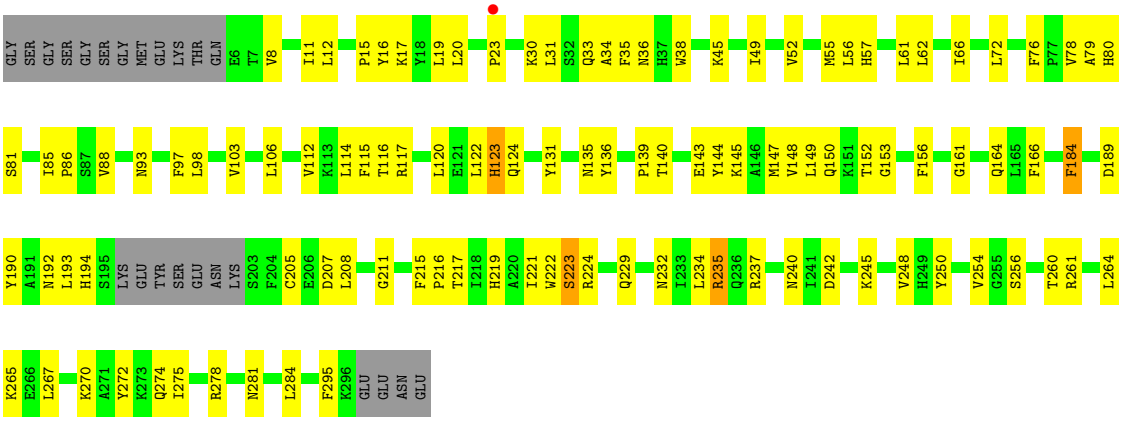

• Molecule 1: Geranylgeranyl pyrophosphate synthase

Chain C: 57% 34% • 6%

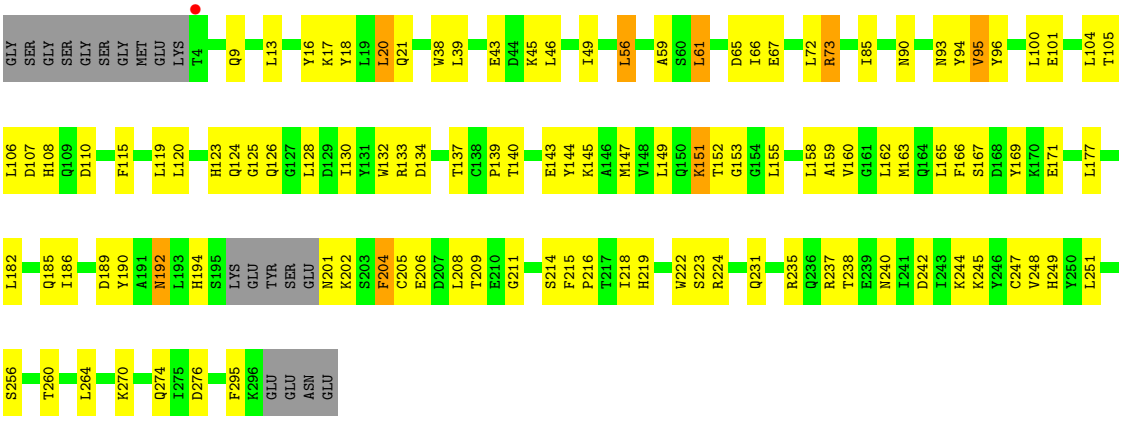

- Molecule 1: Geranylgeranyl pyrophosphate synthase

Chain D:

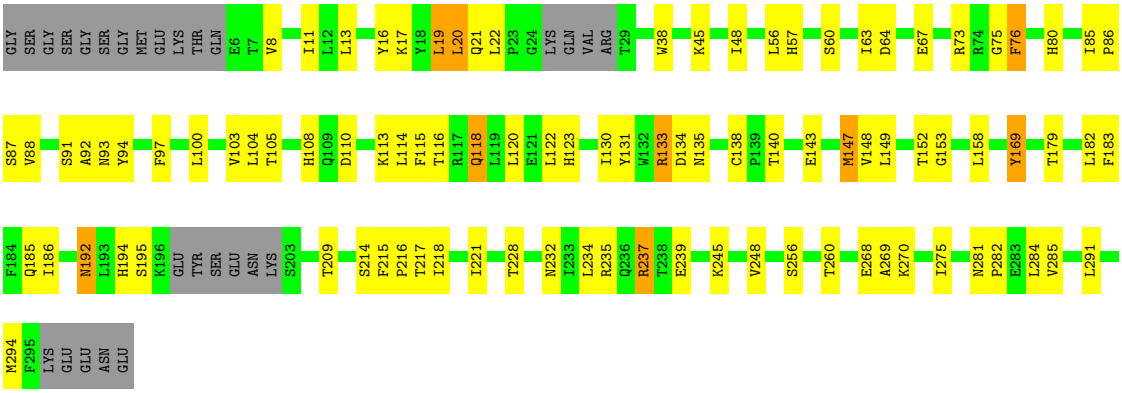

- Molecule 1: Geranylgeranyl pyrophosphate synthase

Chain E:

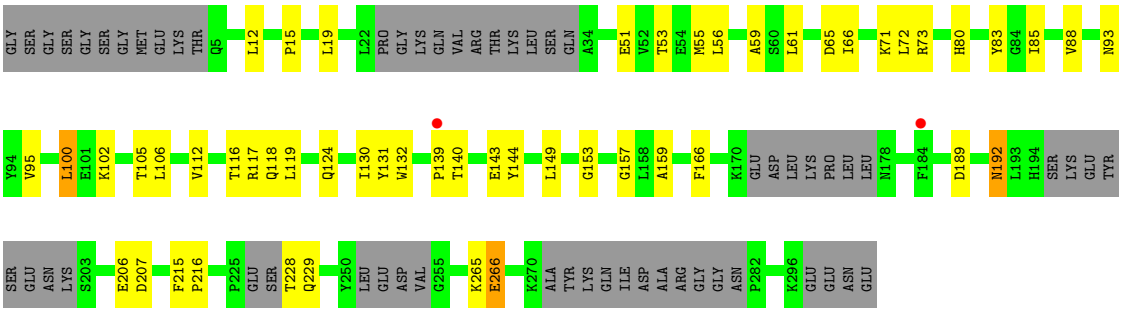

- Molecule 1: Geranylgeranyl pyrophosphate synthase

Chain F:

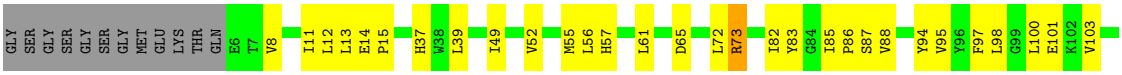

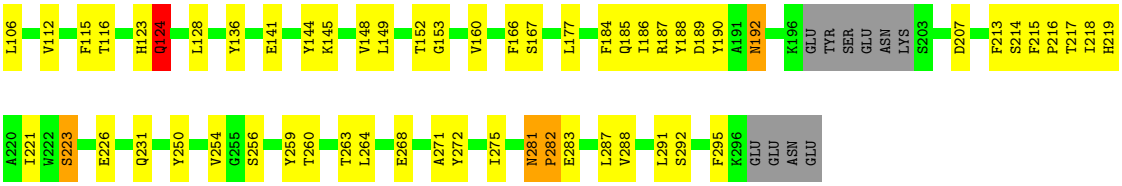

- Molecule 1: Geranylgeranyl pyrophosphate synthase

Chain G:

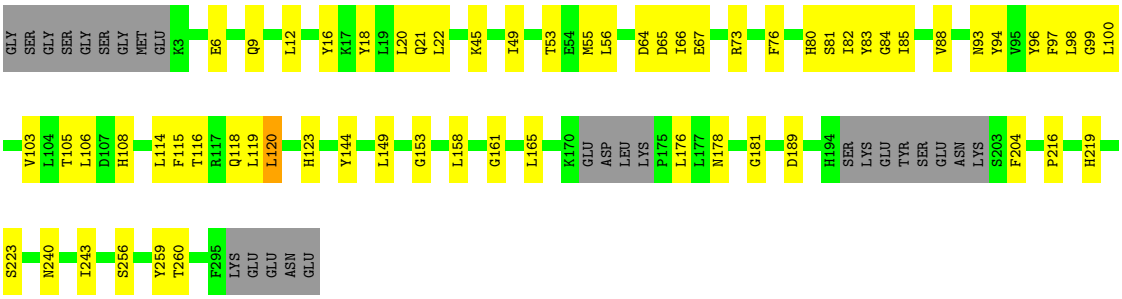

- Molecule 1: Geranylgeranyl pyrophosphate synthase

Chain H:

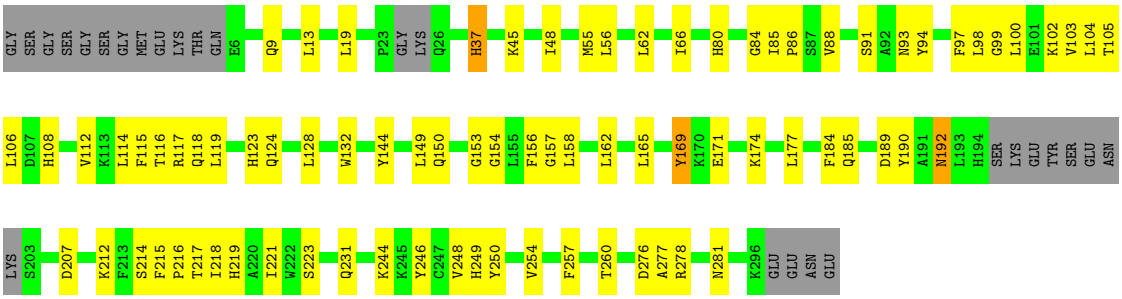

- Molecule 1: Geranylgeranyl pyrophosphate synthase

Chain I:

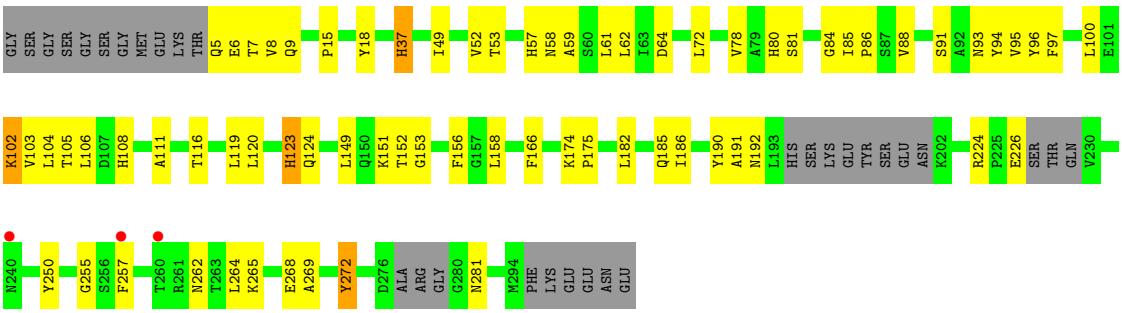

- Molecule 1: Geranylgeranyl pyrophosphate synthase

Chain J:

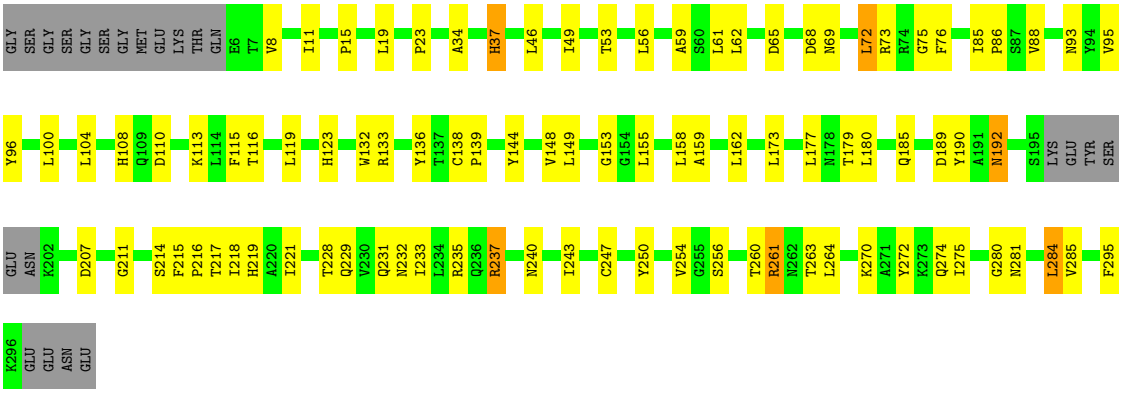

• Molecule 1: Geranylgeranyl pyrophosphate synthase

Chain K:

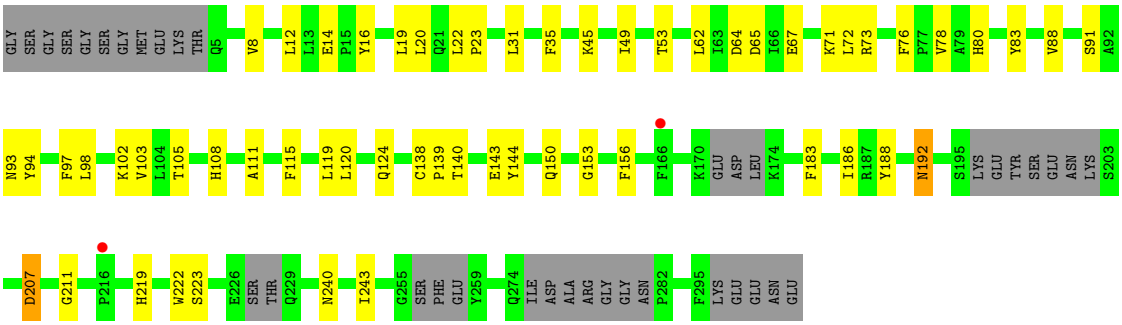

• Molecule 1: Geranylgeranyl pyrophosphate synthase

Chain L:

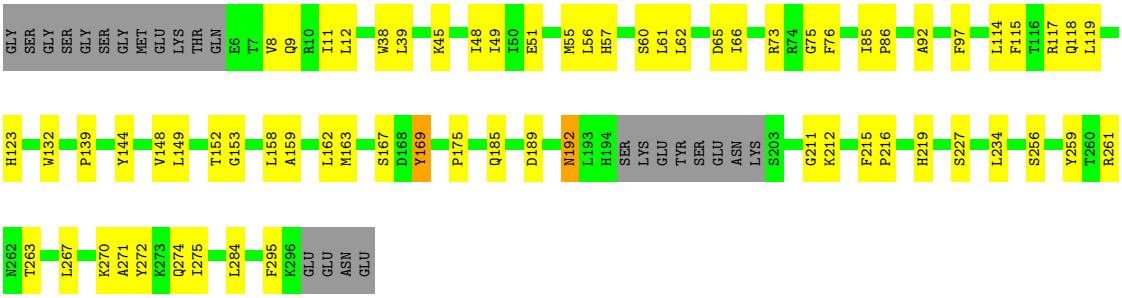

4 Data and refinement statistics (i)

Property	Value	Source
Space group	P 1 21 1	Depositor
Cell constants a, b, c, α, β, γ	116.80Å 134.24Å 134.46Å 90.00° 102.67° 90.00°	Depositor
Resolution (Å)	48.62 – 3.00 48.62 – 2.79	Depositor EDS
% Data completeness (in resolution range)	98.3 (48.62-3.00) 97.0 (48.62-2.79)	Depositor EDS
R_{merge}	0.22	Depositor
R_{sym}	(Not available)	Depositor
$< I/\sigma(I) >$ [1]	0.99 (at 2.81Å)	Xtriage
Refinement program	PHENIX (1.11.1_2575: ???)	Depositor
R, R_{free}	0.256 , 0.305 0.257 , 0.306	Depositor DCC
R_{free} test set	4880 reflections (5.00%)	wwPDB-VP
Wilson B-factor (Å^2)	86.2	Xtriage
Anisotropy	0.024	Xtriage
Bulk solvent k_{sol}(e/Å^3), B_{sol}(Å^2)	0.27 , 105.8	EDS
L-test for twinning[2]	$< \|L\| > = 0.46$, $< L^2 > = 0.28$	Xtriage
Estimated twinning fraction	No twinning to report.	Xtriage
F_o,F_c correlation	0.92	EDS
Total number of atoms	23597	wwPDB-VP
Average B, all atoms (Å^2)	92.0	wwPDB-VP

Xtriage's analysis on translational NCS is as follows: *The largest off-origin peak in the Patterson function is 11.04% of the height of the origin peak. No significant pseudotranslation is detected.*

[1]Intensities estimated from amplitudes.

[2]Theoretical values of $< |L| >$, $< L^2 >$ for acentric reflections are 0.5, 0.333 respectively for untwinned datasets, and 0.375, 0.2 for perfectly twinned datasets.

5 Model quality (i)

5.1 Standard geometry (i)

Bond lengths and bond angles in the following residue types are not validated in this section: MG, ZOL

The Z score for a bond length (or angle) is the number of standard deviations the observed value is removed from the expected value. A bond length (or angle) with $|Z| > 5$ is considered an outlier worth inspection. RMSZ is the root-mean-square of all Z scores of the bond lengths (or angles).

Mol	Chain	Bond lengths		Bond angles	
		RMSZ	$\#\|Z\|>5$	RMSZ	$\#\|Z\|>5$
1	A	0.52	0/2157	0.65	0/2951
1	B	0.53	0/2165	0.64	0/2965
1	C	0.52	1/2156 (0.0%)	0.67	2/2955 (0.1%)
1	D	0.53	0/2073	0.68	2/2842 (0.1%)
1	E	0.40	0/1580	0.58	1/2177 (0.0%)
1	F	0.50	0/2124	0.66	2/2913 (0.1%)
1	G	0.37	0/1887	0.52	0/2602
1	H	0.45	0/2080	0.59	0/2852
1	I	0.38	0/1789	0.54	0/2471
1	J	0.47	0/2089	0.63	1/2864 (0.0%)
1	K	0.41	0/1715	0.55	0/2366
1	L	0.48	0/2065	0.56	0/2832
All	All	0.47	1/23880 (0.0%)	0.61	8/32790 (0.0%)

Chiral center outliers are detected by calculating the chiral volume of a chiral center and verifying if the center is modelled as a planar moiety or with the opposite hand.A planarity outlier is detected by checking planarity of atoms in a peptide group, atoms in a mainchain group or atoms of a sidechain that are expected to be planar.

Mol	Chain	#Chirality outliers	#Planarity outliers
1	F	0	1

All (1) bond length outliers are listed below:

Mol	Chain	Res	Type	Atoms	Z	Observed(Å)	Ideal(Å)
1	C	95	VAL	CB-CG2	-6.02	1.40	1.52

All (8) bond angle outliers are listed below:

Mol	Chain	Res	Type	Atoms	Z	Observed(^{o})	Ideal(^{o})
1	F	124	GLN	CA-CB-CG	-10.77	89.70	113.40
1	D	75	GLY	N-CA-C	9.87	137.78	113.10
1	J	72	LEU	CB-CG-CD2	-6.67	99.66	111.00
1	D	13	LEU	CA-CB-CG	6.28	129.75	115.30
1	E	100	LEU	CB-CG-CD1	-6.12	100.59	111.00
1	C	61	LEU	CB-CG-CD2	-5.63	101.43	111.00
1	F	281	ASN	C-N-CD	5.21	139.34	128.40
1	C	56	LEU	CA-CB-CG	-5.10	103.57	115.30

There are no chirality outliers.

All (1) planarity outliers are listed below:

Mol	Chain	Res	Type	Group
1	F	124	GLN	Sidechain

5.2 Too-close contacts (i)

In the following table, the Non-H and H(model) columns list the number of non-hydrogen atoms and hydrogen atoms in the chain respectively. The H(added) column lists the number of hydrogen atoms added and optimized by MolProbity. The Clashes column lists the number of clashes within the asymmetric unit, whereas Symm-Clashes lists symmetry-related clashes.

Mol	Chain	Non-H	H(model)	H(added)	Clashes	Symm-Clashes
1	A	2110	0	1900	110	0
1	B	2115	0	1897	93	0
1	C	2109	0	1881	128	0
1	D	2027	0	1776	95	0
1	E	1556	0	1107	45	0
1	F	2073	0	1778	83	0
1	G	1847	0	1390	54	0
1	H	2031	0	1711	70	0
1	I	1752	0	1251	65	0
1	J	2044	0	1758	77	0
1	K	1686	0	1169	45	0
1	L	2019	0	1701	54	0
2	A	16	0	6	0	0
2	B	16	0	6	0	0
2	C	16	0	6	2	0
2	D	16	0	7	2	0
2	E	16	0	7	0	0
2	F	16	0	6	0	0
2	G	16	0	6	1	0

Continued on next page...

Continued from previous page...

Mol	Chain	Non-H	H(model)	H(added)	Clashes	Symm-Clashes
2	H	16	0	7	0	0
2	I	16	0	7	1	0
2	J	16	0	6	0	0
2	K	16	0	6	0	0
2	L	16	0	7	0	0
3	A	3	0	0	0	0
3	B	3	0	0	0	0
3	C	3	0	0	0	0
3	D	3	0	0	0	0
3	E	3	0	0	0	0
3	F	3	0	0	0	0
3	G	3	0	0	0	0
3	H	3	0	0	0	0
3	I	3	0	0	0	0
3	J	3	0	0	0	0
3	K	3	0	0	0	0
3	L	3	0	0	0	0
All	All	23597	0	19396	850	0

The all-atom clashscore is defined as the number of clashes found per 1000 atoms (including hydrogen atoms). The all-atom clashscore for this structure is 20.

All (850) close contacts within the same asymmetric unit are listed below, sorted by their clash magnitude.

Atom-1	Atom-2	Interatomic distance (Å)	Clash overlap (Å)
1:I:6:GLU:O	1:I:7:THR:CG2	1.79	1.30
1:D:16:TYR:O	1:D:20:LEU:HD12	1.31	1.28
1:G:100:LEU:O	1:G:103:VAL:HG12	1.22	1.26
1:D:16:TYR:O	1:D:20:LEU:CD1	1.87	1.23
1:I:151:LYS:HZ1	1:I:185:GLN:NE2	1.38	1.22
1:I:6:GLU:O	1:I:7:THR:HG22	0.97	1.12
1:D:17:LYS:HA	1:D:20:LEU:HD13	1.09	1.07
1:A:192:ASN:OD1	1:A:207:ASP:CG	1.94	1.05
1:C:151:LYS:NZ	1:C:185:GLN:NE2	2.05	1.03
1:A:93:ASN:HB3	1:B:123:HIS:HE2	1.21	1.03
1:I:151:LYS:NZ	1:I:185:GLN:NE2	2.06	1.03
1:D:17:LYS:CA	1:D:20:LEU:HD13	1.89	1.02
1:C:182:LEU:O	1:C:186:ILE:HD12	1.59	1.02
1:D:17:LYS:HA	1:D:20:LEU:CD1	1.89	1.01
1:C:151:LYS:CE	1:C:185:GLN:NE2	2.23	1.01
1:C:192:ASN:ND2	1:C:205:CYS:O	1.94	1.01

Continued on next page...

Continued from previous page...

Atom-1	Atom-2	Interatomic distance (Å)	Clash overlap (Å)
1:C:151:LYS:HE3	1:C:185:GLN:NE2	1.77	1.00
1:C:151:LYS:HE3	1:C:185:GLN:HE21	1.26	0.99
1:F:192:ASN:OD1	1:F:207:ASP:CG	2.01	0.98
1:E:265:LYS:N	1:E:266:GLU:OE2	1.96	0.97
1:C:151:LYS:NZ	1:C:185:GLN:HE22	1.60	0.97
1:A:270:LYS:O	1:A:274:GLN:NE2	1.99	0.95
1:C:123:HIS:HE1	1:D:93:ASN:HB3	1.34	0.92
1:I:265:LYS:O	1:I:269:ALA:HB2	1.71	0.92
1:G:100:LEU:O	1:G:103:VAL:CG1	2.15	0.91
1:G:9:GLN:NE2	1:G:94:TYR:OH	2.04	0.91
1:D:22:LEU:CB	1:D:76:PHE:CE2	2.54	0.90
1:D:17:LYS:CA	1:D:20:LEU:CD1	2.49	0.90
1:I:6:GLU:C	1:I:7:THR:HG22	1.91	0.89
1:J:192:ASN:OD1	1:J:207:ASP:CG	2.11	0.89
1:I:265:LYS:O	1:I:269:ALA:CB	2.21	0.89
1:D:16:TYR:C	1:D:20:LEU:HD11	1.94	0.88
1:D:275:ILE:HD11	1:D:285:VAL:HG12	1.57	0.87
1:D:20:LEU:HD12	1:D:20:LEU:H	1.39	0.86
1:J:211:GLY:HA3	1:J:237:ARG:HH11	1.38	0.86
1:K:102:LYS:O	1:K:105:THR:HG22	1.77	0.85
1:J:228:THR:O	1:J:232:ASN:ND2	2.09	0.85
1:D:16:TYR:C	1:D:20:LEU:CD1	2.44	0.85
1:D:228:THR:O	1:D:232:ASN:ND2	2.10	0.84
1:A:123:HIS:HE1	1:B:93:ASN:HB3	1.43	0.84
1:D:19:LEU:HD12	1:D:19:LEU:O	1.78	0.84
1:C:123:HIS:CE1	1:D:93:ASN:HB3	2.11	0.84
1:C:182:LEU:O	1:C:186:ILE:CD1	2.25	0.84
1:C:151:LYS:HZ1	1:C:185:GLN:HE22	1.21	0.84
1:D:16:TYR:O	1:D:20:LEU:HD11	1.75	0.83
1:D:22:LEU:CB	1:D:76:PHE:CZ	2.62	0.83
1:B:38:TRP:CH2	1:B:281:ASN:HB2	2.13	0.83
1:E:266:GLU:OE2	1:E:266:GLU:N	2.11	0.83
1:C:61:LEU:HG	1:C:73:ARG:HH21	1.44	0.82
1:C:216:PRO:HG3	1:C:260:THR:HG21	1.61	0.82
1:I:9:GLN:OE1	1:I:94:TYR:OH	1.97	0.82
1:A:93:ASN:HB3	1:B:123:HIS:NE2	1.93	0.82
1:G:100:LEU:C	1:G:103:VAL:HG12	1.99	0.81
1:E:112:VAL:O	1:E:116:THR:HG23	1.80	0.81
1:H:56:LEU:HD11	1:H:115:PHE:HE1	1.45	0.81
1:L:56:LEU:HD11	1:L:115:PHE:HE1	1.46	0.80
1:B:270:LYS:O	1:B:274:GLN:HG3	1.80	0.80

Continued on next page...

Continued from previous page...

Atom-1	Atom-2	Interatomic distance (Å)	Clash overlap (Å)
1:F:106:LEU:HD12	1:F:166:PHE:CE2	2.15	0.80
1:J:192:ASN:OD1	1:J:207:ASP:OD2	2.00	0.80
1:L:144:TYR:OH	1:L:189:ASP:OD1	2.00	0.80
1:C:9:GLN:NE2	1:C:94:TYR:OH	2.15	0.79
1:J:65:ASP:OD1	1:J:73:ARG:NH1	2.15	0.79
1:A:105:THR:HG22	1:A:106:LEU:H	1.47	0.79
1:B:136:TYR:HE2	1:J:235:ARG:HD2	1.48	0.79
1:G:65:ASP:OD1	1:G:73:ARG:NH1	2.16	0.79
1:C:151:LYS:CE	1:C:185:GLN:HE21	1.86	0.78
1:A:214:SER:HB3	1:A:216:PRO:HD2	1.65	0.78
1:C:140:THR:OG1	1:C:143:GLU:OE1	2.02	0.77
1:A:12:LEU:HD21	1:B:124:GLN:HA	1.67	0.77
1:H:144:TYR:OH	1:H:189:ASP:OD1	2.02	0.77
1:A:112:VAL:HG11	1:B:112:VAL:HG11	1.66	0.77
1:C:208:LEU:HD12	1:C:244:LYS:HG2	1.67	0.77
1:F:282:PRO:HD2	1:F:283:GLU:H	1.50	0.77
1:A:209:THR:HG23	1:A:244:LYS:HE3	1.68	0.76
1:C:110:ASP:HB2	1:C:165:LEU:HD11	1.67	0.75
1:G:56:LEU:HD21	1:G:99:GLY:HA3	1.69	0.75
1:C:144:TYR:OH	1:C:189:ASP:OD1	2.05	0.75
1:B:281:ASN:OD1	1:B:284:LEU:N	2.19	0.75
1:D:216:PRO:HG3	1:D:260:THR:HG21	1.69	0.75
1:B:80:HIS:HB2	1:B:85:ILE:HD13	1.67	0.74
1:C:61:LEU:HD21	1:C:73:ARG:HD3	1.70	0.74
1:H:124:GLN:NE2	1:H:150:GLN:OE1	2.19	0.73
1:A:123:HIS:CE1	1:B:93:ASN:HB3	2.24	0.73
1:K:80:HIS:HB3	1:K:88:VAL:HG11	1.69	0.73
1:A:270:LYS:C	1:A:274:GLN:HE22	1.91	0.73
1:C:149:LEU:O	1:C:153:GLY:HA3	1.87	0.73
1:G:18:TYR:O	1:G:21:GLN:HG3	1.89	0.73
1:H:102:LYS:O	1:H:105:THR:OG1	2.05	0.73
1:H:45:LYS:HD2	1:H:106:LEU:HD22	1.71	0.73
1:C:151:LYS:HZ2	1:C:185:GLN:NE2	1.86	0.72
1:J:144:TYR:OH	1:J:189:ASP:OD1	2.04	0.72
1:H:48:ILE:HG21	1:H:106:LEU:HD21	1.70	0.72
1:B:192:ASN:OD1	1:B:207:ASP:HB2	1.90	0.71
1:L:149:LEU:O	1:L:153:GLY:HA3	1.90	0.71
1:C:49:ILE:HD12	1:C:162:LEU:HB3	1.71	0.71
1:J:232:ASN:OD1	1:J:235:ARG:NH2	2.23	0.71
1:E:192:ASN:OD1	1:E:207:ASP:N	2.23	0.71
1:L:65:ASP:OD1	1:L:73:ARG:NH1	2.23	0.70

Continued on next page...

Continued from previous page...

Atom-1	Atom-2	Interatomic distance (Å)	Clash overlap (Å)
1:C:140:THR:N	1:C:143:GLU:OE2	2.24	0.70
1:A:16:TYR:CZ	1:A:20:LEU:HD11	2.26	0.70
1:E:118:GLN:OE1	1:E:157:GLY:HA3	1.92	0.70
1:E:65:ASP:OD1	1:E:73:ARG:NH1	2.23	0.70
1:G:216:PRO:HG3	1:G:260:THR:HG21	1.73	0.70
1:F:215:PHE:O	1:F:218:ILE:HG13	1.91	0.70
1:C:204:PHE:HB3	1:C:244:LYS:NZ	2.07	0.69
1:C:105:THR:HG22	1:C:106:LEU:H	1.57	0.69
1:C:73:ARG:NH1	2:C:401:ZOL:O17	2.22	0.69
1:H:248:VAL:HG23	1:H:257:PHE:CZ	2.27	0.69
1:C:119:LEU:HD13	1:D:97:PHE:CZ	2.28	0.69
1:H:169:TYR:OH	1:H:278:ARG:O	2.11	0.69
1:B:131:TYR:O	1:B:135:ASN:HB2	1.92	0.69
1:G:219:HIS:CD2	1:G:256:SER:HA	2.28	0.69
1:F:219:HIS:O	1:F:223:SER:HB3	1.93	0.68
1:I:272:TYR:H	1:I:272:TYR:HD2	1.38	0.68
1:A:39:LEU:O	1:A:167:SER:OG	2.11	0.68
1:A:229:GLN:O	1:A:232:ASN:N	2.25	0.68
1:I:191:ALA:O	1:I:192:ASN:ND2	2.27	0.68
1:A:149:LEU:O	1:A:153:GLY:HA3	1.93	0.68
1:A:106:LEU:HD22	1:A:166:PHE:HE2	1.58	0.68
1:G:80:HIS:HB3	1:G:88:VAL:HG11	1.74	0.68
1:I:37:HIS:CE1	1:I:281:ASN:HA	2.28	0.68
1:B:192:ASN:OD1	1:B:207:ASP:CG	2.32	0.67
1:G:16:TYR:O	1:G:20:LEU:HD12	1.94	0.67
1:J:214:SER:O	1:J:218:ILE:HG12	1.93	0.67
1:I:5:GLN:CB	1:I:8:VAL:HG21	2.24	0.67
1:K:124:GLN:HA	1:L:12:LEU:HD11	1.77	0.67
1:B:144:TYR:OH	1:B:189:ASP:OD1	2.10	0.67
1:F:106:LEU:HD12	1:F:166:PHE:CZ	2.30	0.67
1:I:149:LEU:O	1:I:153:GLY:HA3	1.95	0.67
1:A:149:LEU:CD1	1:A:182:LEU:HD13	2.24	0.67
1:A:190:TYR:HB2	1:A:260:THR:HG21	1.75	0.67
1:B:17:LYS:HA	1:B:20:LEU:HD12	1.76	0.66
1:I:105:THR:O	1:I:106:LEU:HB2	1.95	0.66
1:A:144:TYR:OH	1:A:189:ASP:OD2	2.14	0.66
1:E:144:TYR:OH	1:E:189:ASP:OD1	2.13	0.66
1:A:160:VAL:HA	1:A:163:MET:HE2	1.78	0.66
1:B:192:ASN:OD1	1:B:207:ASP:CB	2.43	0.66
1:J:185:GLN:HA	1:J:185:GLN:OE1	1.94	0.66
1:B:136:TYR:CE2	1:J:235:ARG:HD2	2.31	0.66

Continued on next page...

Continued from previous page...

Atom-1	Atom-2	Interatomic distance (Å)	Clash overlap (Å)
1:E:100:LEU:HD22	1:F:116:THR:HB	1.76	0.66
1:K:65:ASP:OD2	1:K:73:ARG:NE	2.27	0.66
1:A:65:ASP:OD1	1:A:73:ARG:NH2	2.28	0.66
1:I:151:LYS:NZ	1:I:185:GLN:HE22	1.89	0.65
1:C:108:HIS:CE1	1:C:165:LEU:HD21	2.32	0.65
1:E:192:ASN:HD21	1:E:206:GLU:N	1.94	0.65
1:B:192:ASN:O	1:B:192:ASN:ND2	2.29	0.65
1:A:120:LEU:HD21	1:B:98:LEU:HD23	1.77	0.65
1:C:61:LEU:HG	1:C:73:ARG:NH2	2.11	0.65
1:A:149:LEU:HD12	1:A:182:LEU:HD13	1.79	0.65
1:C:59:ALA:HB2	1:C:95:VAL:CG2	2.27	0.65
1:I:97:PHE:CE2	1:J:119:LEU:HD12	2.32	0.65
1:J:15:PRO:HB3	1:J:88:VAL:HG22	1.77	0.65
1:K:207:ASP:O	1:K:211:GLY:N	2.30	0.65
1:F:52:VAL:HG21	1:F:103:VAL:HG23	1.79	0.64
1:F:282:PRO:CD	1:F:283:GLU:H	2.09	0.64
1:C:38:TRP:HB3	1:C:169:TYR:CE2	2.33	0.64
1:C:106:LEU:HB3	1:C:166:PHE:CZ	2.33	0.64
1:L:211:GLY:HA2	1:L:234:LEU:HD22	1.79	0.64
1:C:56:LEU:HD11	1:C:115:PHE:HE1	1.62	0.64
1:C:119:LEU:HD13	1:D:97:PHE:CE2	2.32	0.64
1:F:271:ALA:O	1:F:275:ILE:HG12	1.98	0.64
1:F:11:ILE:HA	1:F:14:GLU:HG3	1.79	0.64
1:G:123:HIS:CE1	1:H:93:ASN:HB3	2.32	0.64
1:J:72:LEU:HD21	1:J:75:GLY:CA	2.28	0.64
1:J:149:LEU:O	1:J:153:GLY:HA3	1.97	0.64
1:D:38:TRP:HB3	1:D:169:TYR:CD1	2.33	0.64
1:C:192:ASN:HD21	1:C:205:CYS:C	1.96	0.64
1:I:102:LYS:O	1:I:105:THR:OG1	2.15	0.64
1:J:211:GLY:HA3	1:J:237:ARG:NH1	2.10	0.64
1:F:192:ASN:OD1	1:F:207:ASP:OD2	2.14	0.63
1:K:19:LEU:HD12	1:K:62:LEU:CD1	2.28	0.63
1:C:132:TRP:CE3	1:C:139:PRO:HG3	2.33	0.63
1:C:190:TYR:O	1:C:194:HIS:CB	2.46	0.63
1:D:76:PHE:HD1	1:D:76:PHE:O	1.82	0.63
1:J:190:TYR:HB2	1:J:260:THR:HG21	1.79	0.63
1:D:194:HIS:O	1:D:194:HIS:ND1	2.31	0.63
1:I:151:LYS:HZ1	1:I:185:GLN:CD	2.02	0.63
1:E:105:THR:HG22	1:E:106:LEU:H	1.65	0.62
1:G:149:LEU:O	1:G:153:GLY:HA3	1.99	0.62
1:E:100:LEU:HD11	1:F:100:LEU:CD1	2.29	0.62

Continued on next page...

Continued from previous page...

Atom-1	Atom-2	Interatomic distance (Å)	Clash overlap (Å)
1:B:149:LEU:O	1:B:153:GLY:HA3	1.99	0.62
1:A:100:LEU:O	1:A:104:LEU:HD12	2.00	0.62
1:C:39:LEU:O	1:C:167:SER:OG	2.10	0.62
1:K:67:GLU:HB2	1:L:86:PRO:HB3	1.80	0.62
1:C:9:GLN:HG3	1:C:13:LEU:HD13	1.82	0.62
1:F:98:LEU:HA	1:F:101:GLU:HG2	1.82	0.62
1:L:158:LEU:O	1:L:162:LEU:HB2	2.00	0.62
1:B:16:TYR:CE1	1:B:20:LEU:HD11	2.35	0.62
1:B:211:GLY:HA3	1:B:237:ARG:HE	1.63	0.61
1:H:192:ASN:C	1:H:192:ASN:HD22	2.03	0.61
1:G:105:THR:O	1:G:106:LEU:CB	2.47	0.61
1:E:228:THR:HG23	1:E:229:GLN:H	1.65	0.61
1:G:12:LEU:HD21	1:H:124:GLN:HA	1.81	0.61
1:L:270:LYS:O	1:L:274:GLN:HG3	2.00	0.61
1:G:16:TYR:CZ	1:G:20:LEU:HD11	2.36	0.61
1:C:13:LEU:HD11	1:C:94:TYR:CE2	2.34	0.61
1:C:130:ILE:HD11	1:D:87:SER:HA	1.81	0.61
1:C:106:LEU:HD22	1:C:166:PHE:CE2	2.36	0.61
1:D:214:SER:OG	1:D:216:PRO:HD2	2.00	0.61
1:F:37:HIS:CD2	1:F:282:PRO:HD3	2.36	0.61
1:F:82:ILE:HG13	1:F:83:TYR:N	2.16	0.61
1:D:256:SER:O	1:D:260:THR:HG23	2.01	0.60
1:L:39:LEU:O	1:L:167:SER:OG	2.14	0.60
1:L:51:GLU:O	1:L:55:MET:HB2	2.01	0.60
1:F:144:TYR:OH	1:F:189:ASP:OD1	2.17	0.60
1:H:248:VAL:HG23	1:H:257:PHE:HZ	1.65	0.60
1:E:12:LEU:HD11	1:F:124:GLN:HA	1.83	0.60
1:D:63:ILE:O	1:D:67:GLU:HG2	2.01	0.60
1:C:219:HIS:O	1:C:223:SER:HB3	2.01	0.60
1:D:182:LEU:O	1:D:186:ILE:HD12	2.02	0.60
1:I:182:LEU:O	1:I:186:ILE:HD12	2.02	0.60
1:F:187:ARG:HA	1:F:264:LEU:HD11	1.83	0.60
1:G:64:ASP:CG	2:G:401:ZOL:H19	2.22	0.60
1:F:148:VAL:O	1:F:152:THR:HG22	2.01	0.60
1:G:115:PHE:HA	1:G:158:LEU:HD13	1.82	0.60
1:K:23:PRO:HD2	1:K:76:PHE:CE1	2.37	0.60
1:L:62:LEU:HD12	1:L:92:ALA:HB2	1.84	0.60
1:C:106:LEU:HD22	1:C:166:PHE:HE2	1.67	0.59
1:I:265:LYS:O	1:I:269:ALA:HB3	2.02	0.59
1:J:192:ASN:ND2	1:J:192:ASN:O	2.35	0.59
1:L:263:THR:O	1:L:267:LEU:HD12	2.02	0.59

Continued on next page...

Continued from previous page...

Atom-1	Atom-2	Interatomic distance (Å)	Clash overlap (Å)
1:A:231:GLN:O	1:A:235:ARG:HG3	2.02	0.59
1:C:104:LEU:HD21	1:D:113:LYS:HA	1.84	0.59
1:C:105:THR:HG22	1:C:106:LEU:N	2.16	0.59
1:D:16:TYR:CZ	1:D:20:LEU:HD21	2.37	0.59
1:J:46:LEU:O	1:J:49:ILE:HG13	2.02	0.59
1:J:275:ILE:HG22	1:J:280:GLY:HA2	1.84	0.59
1:H:115:PHE:HA	1:H:158:LEU:HD11	1.83	0.59
1:E:192:ASN:OD1	1:E:207:ASP:CB	2.50	0.59
1:C:66:ILE:HD13	1:C:85:ILE:HG23	1.84	0.59
1:I:100:LEU:O	1:I:103:VAL:HG12	2.03	0.59
1:K:219:HIS:O	1:K:223:SER:OG	2.06	0.59
1:L:38:TRP:HB3	1:L:169:TYR:CE2	2.36	0.59
1:E:192:ASN:HD21	1:E:206:GLU:H	1.49	0.59
1:D:291:LEU:O	1:D:294:MET:HG3	2.01	0.59
1:B:8:VAL:HA	1:B:11:ILE:HD13	1.85	0.59
1:C:67:GLU:HB3	1:D:86:PRO:HB3	1.85	0.59
1:K:119:LEU:HD13	1:L:97:PHE:CE1	2.38	0.59
1:D:73:ARG:O	1:D:76:PHE:CE1	2.57	0.58
1:D:100:LEU:O	1:D:103:VAL:HG12	2.01	0.58
1:G:56:LEU:HD11	1:G:115:PHE:HE1	1.68	0.58
1:K:14:GLU:OE1	1:K:83:TYR:HE1	1.85	0.58
1:C:192:ASN:C	1:C:192:ASN:HD22	2.02	0.58
1:A:98:LEU:HD12	1:B:120:LEU:CD2	2.33	0.58
1:B:219:HIS:O	1:B:223:SER:HB3	2.03	0.58
1:F:214:SER:O	1:F:217:THR:HG22	2.03	0.58
1:H:66:ILE:HD13	1:H:85:ILE:HG23	1.84	0.58
1:J:148:VAL:HG22	1:J:185:GLN:HG2	1.84	0.58
1:K:78:VAL:HG11	1:K:80:HIS:CE1	2.38	0.58
1:C:16:TYR:CZ	1:C:20:LEU:HD11	2.38	0.58
1:L:49:ILE:HD12	1:L:162:LEU:HB3	1.86	0.58
1:A:23:PRO:HD2	1:A:76:PHE:HE2	1.69	0.58
1:C:13:LEU:HD11	1:C:94:TYR:HE2	1.67	0.58
1:E:100:LEU:HD11	1:F:100:LEU:HD13	1.85	0.58
1:I:80:HIS:HB3	1:I:88:VAL:HG11	1.83	0.58
1:A:192:ASN:ND2	1:A:192:ASN:O	2.35	0.58
1:B:264:LEU:HA	1:B:267:LEU:HD12	1.85	0.58
1:A:149:LEU:CD1	1:A:182:LEU:CD1	2.81	0.58
1:E:149:LEU:O	1:E:153:GLY:HA3	2.04	0.58
1:K:45:LYS:O	1:K:49:ILE:HG12	2.03	0.58
1:D:214:SER:O	1:D:218:ILE:HG13	2.04	0.58
1:A:46:LEU:O	1:A:49:ILE:HG13	2.03	0.57

Continued on next page...

Continued from previous page...

Atom-1	Atom-2	Interatomic distance (Å)	Clash overlap (Å)
1:F:192:ASN:ND2	1:F:192:ASN:O	2.36	0.57
1:I:5:GLN:CB	1:I:8:VAL:CG2	2.82	0.57
1:C:72:LEU:HB3	1:C:201:ASN:O	2.04	0.57
1:E:124:GLN:HA	1:F:12:LEU:HD21	1.84	0.57
1:A:274:GLN:NE2	1:A:274:GLN:H	2.02	0.57
1:A:98:LEU:HD12	1:B:120:LEU:HD23	1.86	0.57
1:D:56:LEU:HD11	1:D:115:PHE:HE1	1.70	0.57
1:D:8:VAL:HA	1:D:11:ILE:HD12	1.86	0.57
1:E:93:ASN:HB3	1:F:123:HIS:NE2	2.20	0.57
1:F:13:LEU:HD21	1:F:94:TYR:CD1	2.39	0.57
1:L:272:TYR:O	1:L:275:ILE:HG13	2.04	0.57
1:A:73:ARG:HB2	1:A:73:ARG:HH21	1.69	0.57
1:F:39:LEU:O	1:F:167:SER:OG	2.08	0.57
1:K:183:PHE:O	1:K:186:ILE:HG13	2.05	0.57
1:D:148:VAL:HG22	1:D:185:GLN:HG2	1.87	0.57
1:F:259:TYR:O	1:F:263:THR:HG23	2.05	0.57
1:C:43:GLU:HA	1:C:46:LEU:CD2	2.35	0.57
1:E:19:LEU:HD11	1:E:73:ARG:HD2	1.86	0.57
1:F:264:LEU:HB3	1:F:295:PHE:CZ	2.40	0.57
1:F:15:PRO:HB3	1:F:88:VAL:HG22	1.86	0.56
1:F:85:ILE:HB	1:F:86:PRO:HD3	1.87	0.56
1:G:16:TYR:CE1	1:G:20:LEU:HD11	2.40	0.56
1:H:48:ILE:CG2	1:H:106:LEU:HD21	2.34	0.56
1:B:139:PRO:O	1:B:222:TRP:NE1	2.33	0.56
1:B:122:LEU:HD23	1:B:123:HIS:ND1	2.21	0.56
1:F:186:ILE:HG22	1:F:264:LEU:HG	1.86	0.56
1:A:169:TYR:CE1	1:A:171:GLU:HB2	2.40	0.56
1:C:159:ALA:O	1:C:163:MET:HG3	2.06	0.56
1:D:131:TYR:O	1:D:135:ASN:HB2	2.05	0.56
1:L:132:TRP:CE3	1:L:139:PRO:HG3	2.40	0.56
1:A:132:TRP:CE3	1:A:139:PRO:HG3	2.40	0.56
1:C:108:HIS:CG	1:C:165:LEU:HD21	2.41	0.56
1:D:80:HIS:HB2	1:D:85:ILE:HD13	1.88	0.56
1:A:31:LEU:HD22	1:A:156:PHE:HE1	1.71	0.56
1:C:151:LYS:HZ2	1:C:152:THR:HG22	1.69	0.56
1:C:231:GLN:O	1:C:235:ARG:HG3	2.06	0.56
1:K:140:THR:HA	1:K:222:TRP:CH2	2.40	0.56
1:C:128:LEU:HD11	1:D:8:VAL:HG21	1.88	0.56
1:C:204:PHE:HB3	1:C:244:LYS:HZ1	1.69	0.56
1:D:38:TRP:CZ2	1:D:281:ASN:HB2	2.40	0.56
1:G:55:MET:HE1	1:G:98:LEU:HB3	1.86	0.56

Continued on next page...

Continued from previous page...

Atom-1	Atom-2	Interatomic distance (Å)	Clash overlap (Å)
1:D:281:ASN:OD1	1:D:284:LEU:N	2.30	0.55
1:K:188:TYR:O	1:K:192:ASN:HB2	2.05	0.55
1:G:161:GLY:O	1:G:165:LEU:HD12	2.07	0.55
1:H:91:SER:O	1:H:94:TYR:HB3	2.07	0.55
1:B:106:LEU:HD22	1:B:166:PHE:HE2	1.71	0.55
1:J:59:ALA:HB2	1:J:95:VAL:HG23	1.89	0.55
1:L:9:GLN:N	1:L:9:GLN:OE1	2.40	0.55
1:C:215:PHE:CD2	1:C:260:THR:HG22	2.42	0.55
1:J:217:THR:O	1:J:221:ILE:HG12	2.06	0.55
1:L:61:LEU:HD23	1:L:73:ARG:NH2	2.22	0.55
1:F:192:ASN:OD1	1:F:207:ASP:OD1	2.25	0.55
1:F:264:LEU:HD13	1:F:295:PHE:CD1	2.41	0.55
1:B:205:CYS:HB3	1:B:208:LEU:HD12	1.87	0.55
1:D:73:ARG:NH1	2:D:401:ZOL:O17	2.39	0.55
1:C:137:THR:O	1:C:137:THR:OG1	2.23	0.54
1:G:97:PHE:CZ	1:H:119:LEU:HD13	2.42	0.54
1:A:49:ILE:O	1:A:52:VAL:HG22	2.05	0.54
1:B:264:LEU:HB3	1:B:295:PHE:CZ	2.42	0.54
1:D:192:ASN:C	1:D:192:ASN:HD22	2.11	0.54
1:B:11:ILE:HD12	1:B:11:ILE:H	1.73	0.54
1:B:190:TYR:HB2	1:B:260:THR:HG21	1.89	0.54
1:L:65:ASP:OD2	1:L:73:ARG:NE	2.39	0.54
1:A:83:TYR:OH	1:J:229:GLN:HG2	2.08	0.54
1:A:84:GLY:O	1:A:88:VAL:HG12	2.08	0.54
1:A:238:THR:OG1	1:A:240:ASN:HB3	2.07	0.54
1:J:72:LEU:HD21	1:J:75:GLY:HA2	1.88	0.54
1:A:106:LEU:HD22	1:A:166:PHE:CE2	2.41	0.54
1:F:149:LEU:O	1:F:153:GLY:HA3	2.07	0.54
1:K:31:LEU:O	1:K:35:PHE:HB2	2.07	0.54
1:K:108:HIS:HB3	1:K:111:ALA:HB2	1.90	0.54
1:H:37:HIS:HD2	1:H:281:ASN:CG	2.11	0.54
1:H:94:TYR:CZ	1:H:98:LEU:HD21	2.42	0.54
1:I:97:PHE:CD2	1:J:119:LEU:HB3	2.43	0.54
1:D:19:LEU:HD12	1:D:19:LEU:C	2.27	0.54
1:E:130:ILE:HD13	1:F:87:SER:HA	1.90	0.54
1:G:123:HIS:HE1	1:H:93:ASN:HB3	1.72	0.54
1:L:66:ILE:HD12	1:L:85:ILE:HG23	1.90	0.54
1:A:27:VAL:O	1:A:31:LEU:HD12	2.08	0.54
1:C:240:ASN:OD1	1:C:242:ASP:N	2.41	0.54
1:E:59:ALA:HB2	1:E:95:VAL:HG13	1.90	0.54
1:D:192:ASN:O	1:D:192:ASN:ND2	2.41	0.54

Continued on next page...

Continued from previous page...

Atom-1	Atom-2	Interatomic distance (Å)	Clash overlap (Å)
1:H:276:ASP:OD2	1:H:277:ALA:N	2.41	0.54
1:I:78:VAL:HG23	1:I:81:SER:H	1.73	0.54
1:H:192:ASN:OD1	1:H:207:ASP:CG	2.45	0.54
1:K:192:ASN:O	1:K:192:ASN:ND2	2.41	0.54
1:I:186:ILE:O	1:I:190:TYR:CB	2.56	0.53
1:A:94:TYR:N	1:B:123:HIS:HD2	2.06	0.53
1:A:114:LEU:HD23	1:A:162:LEU:HD23	1.90	0.53
1:J:132:TRP:CE3	1:J:139:PRO:HG3	2.44	0.53
1:C:18:TYR:HA	1:C:21:GLN:HG3	1.89	0.53
1:D:91:SER:O	1:D:94:TYR:HB3	2.08	0.53
1:H:56:LEU:HD11	1:H:115:PHE:CE1	2.34	0.53
1:H:214:SER:O	1:H:218:ILE:HG13	2.08	0.53
1:B:45:LYS:O	1:B:49:ILE:HG13	2.08	0.53
1:G:49:ILE:O	1:G:53:THR:HG23	2.09	0.53
1:G:97:PHE:CE2	1:H:119:LEU:HB3	2.43	0.53
1:I:57:HIS:O	1:I:61:LEU:HD12	2.09	0.53
1:J:190:TYR:OH	1:J:261:ARG:HD3	2.08	0.53
1:L:192:ASN:C	1:L:192:ASN:HD22	2.11	0.53
1:C:165:LEU:O	1:C:165:LEU:HD23	2.08	0.53
1:G:22:LEU:CB	1:G:76:PHE:CZ	2.92	0.53
1:J:59:ALA:HB2	1:J:95:VAL:CG2	2.39	0.53
1:D:179:THR:HG21	1:D:270:LYS:HB3	1.91	0.53
1:H:19:LEU:HB2	1:H:62:LEU:HD21	1.90	0.53
1:B:52:VAL:HG21	1:B:103:VAL:HG23	1.89	0.53
1:A:56:LEU:HD12	1:A:158:LEU:HD22	1.91	0.53
1:F:217:THR:O	1:F:221:ILE:HG13	2.09	0.53
1:J:68:ASP:HA	1:J:133:ARG:HH12	1.73	0.53
1:G:84:GLY:O	1:G:88:VAL:HG12	2.09	0.53
1:B:85:ILE:HB	1:B:86:PRO:HD3	1.91	0.52
1:K:71:LYS:O	1:K:72:LEU:HD23	2.09	0.52
1:A:214:SER:O	1:A:218:ILE:HG13	2.10	0.52
1:E:116:THR:HG21	1:F:100:LEU:HD21	1.90	0.52
1:F:148:VAL:HG22	1:F:185:GLN:HG2	1.91	0.52
1:I:59:ALA:HB2	1:I:95:VAL:HG23	1.90	0.52
1:B:217:THR:O	1:B:221:ILE:HG13	2.09	0.52
1:G:144:TYR:OH	1:G:189:ASP:OD2	2.24	0.52
1:H:250:TYR:O	1:H:254:VAL:HG23	2.09	0.52
1:A:105:THR:C	1:A:107:ASP:H	2.11	0.52
1:A:264:LEU:HD13	1:A:295:PHE:CE1	2.45	0.52
1:D:20:LEU:O	1:D:21:GLN:C	2.47	0.52
1:H:190:TYR:HB2	1:H:260:THR:HG21	1.92	0.52

Continued on next page...

Continued from previous page...

Atom-1	Atom-2	Interatomic distance (Å)	Clash overlap (Å)
1:I:93:ASN:O	1:I:96:TYR:HB2	2.09	0.52
1:I:268:GLU:O	1:I:272:TYR:CE2	2.63	0.52
1:J:93:ASN:O	1:J:96:TYR:HB2	2.10	0.52
1:E:140:THR:HG23	1:E:143:GLU:H	1.74	0.52
1:C:16:TYR:O	1:C:20:LEU:HD12	2.10	0.52
1:D:48:ILE:HD11	1:D:105:THR:OG1	2.10	0.52
1:G:45:LYS:O	1:G:49:ILE:HG12	2.10	0.52
1:G:119:LEU:HD12	1:H:97:PHE:CE2	2.43	0.52
1:K:97:PHE:CE2	1:L:119:LEU:HD13	2.44	0.52
1:H:221:ILE:HD13	1:H:231:GLN:CD	2.30	0.52
1:C:145:LYS:O	1:C:149:LEU:HD13	2.10	0.52
1:B:245:LYS:O	1:B:248:VAL:HG22	2.10	0.52
1:F:221:ILE:HD13	1:F:231:GLN:HG3	1.92	0.52
1:I:151:LYS:HZ2	1:I:185:GLN:HE22	1.56	0.52
1:K:14:GLU:OE1	1:K:83:TYR:CE1	2.62	0.52
1:B:250:TYR:O	1:B:254:VAL:HG23	2.10	0.51
1:C:169:TYR:CE1	1:C:171:GLU:HB2	2.45	0.51
1:D:217:THR:HG21	1:D:234:LEU:HD11	1.92	0.51
1:F:8:VAL:O	1:F:12:LEU:HD12	2.10	0.51
1:J:158:LEU:O	1:J:162:LEU:HB2	2.09	0.51
1:C:119:LEU:HB3	1:D:97:PHE:CD2	2.45	0.51
1:C:140:THR:HA	1:C:222:TRP:NE1	2.26	0.51
1:K:124:GLN:OE1	1:K:150:GLN:NE2	2.44	0.51
1:K:153:GLY:HA2	1:K:156:PHE:HD2	1.75	0.51
1:F:100:LEU:HD23	1:F:101:GLU:N	2.25	0.51
1:F:226:GLU:OE1	1:F:226:GLU:N	2.39	0.51
1:G:100:LEU:HA	1:G:103:VAL:CG1	2.40	0.51
1:G:108:HIS:NE2	1:G:165:LEU:HD23	2.26	0.51
1:J:270:LYS:O	1:J:274:GLN:HG3	2.10	0.51
1:L:45:LYS:O	1:L:48:ILE:HG22	2.10	0.51
1:I:116:THR:O	1:I:120:LEU:HG	2.11	0.51
1:C:56:LEU:CD1	1:C:115:PHE:HE1	2.24	0.51
1:A:149:LEU:HD12	1:A:182:LEU:CD1	2.41	0.51
1:B:80:HIS:CB	1:B:85:ILE:HD13	2.39	0.51
1:C:105:THR:CG2	1:C:106:LEU:H	2.22	0.51
1:I:272:TYR:CD2	1:I:272:TYR:N	2.73	0.51
1:A:80:HIS:HB3	1:A:88:VAL:HG11	1.93	0.51
1:D:133:ARG:NE	1:D:134:ASP:OD1	2.34	0.51
1:H:80:HIS:HA	1:H:88:VAL:HG21	1.91	0.51
1:A:192:ASN:OD1	1:A:207:ASP:OD2	2.27	0.51
1:E:105:THR:HG22	1:E:106:LEU:N	2.26	0.51

Continued on next page...

Continued from previous page...

Atom-1	Atom-2	Interatomic distance (Å)	Clash overlap (Å)
1:A:115:PHE:CZ	1:A:119:LEU:HD12	2.46	0.51
1:D:22:LEU:CB	1:D:76:PHE:HE2	2.16	0.51
1:A:209:THR:HG22	1:A:238:THR:O	2.11	0.50
1:C:151:LYS:NZ	1:C:185:GLN:HE21	1.97	0.50
1:D:17:LYS:N	1:D:20:LEU:CD1	2.73	0.50
1:I:93:ASN:HB3	1:J:123:HIS:NE2	2.26	0.50
1:D:232:ASN:HA	1:D:235:ARG:NH2	2.26	0.50
1:E:105:THR:O	1:E:106:LEU:HB2	2.12	0.50
1:J:8:VAL:O	1:J:11:ILE:HG22	2.10	0.50
1:I:104:LEU:HD11	1:J:113:LYS:HA	1.92	0.50
1:L:57:HIS:O	1:L:61:LEU:HD12	2.11	0.50
1:G:93:ASN:HB3	1:H:123:HIS:NE2	2.26	0.50
1:B:52:VAL:HG21	1:B:103:VAL:CG2	2.41	0.50
1:J:231:GLN:OE1	1:J:231:GLN:N	2.25	0.50
1:K:49:ILE:O	1:K:53:THR:HG23	2.11	0.50
1:C:106:LEU:HB3	1:C:166:PHE:HZ	1.76	0.50
1:B:33:GLN:HA	1:B:36:ASN:HB2	1.93	0.50
1:C:49:ILE:HD12	1:C:162:LEU:CB	2.42	0.50
1:C:186:ILE:HD12	1:C:186:ILE:H	1.76	0.50
1:E:130:ILE:HD12	1:E:131:TYR:N	2.27	0.50
1:I:58:ASN:HA	1:I:61:LEU:HD12	1.93	0.50
1:L:144:TYR:O	1:L:148:VAL:HG23	2.11	0.50
1:A:192:ASN:OD1	1:A:207:ASP:CB	2.59	0.50
1:A:192:ASN:OD1	1:A:207:ASP:OD1	2.27	0.50
1:C:133:ARG:HG2	1:C:134:ASP:OD2	2.11	0.50
1:D:217:THR:O	1:D:221:ILE:HG13	2.11	0.50
1:D:149:LEU:O	1:D:153:GLY:HA3	2.12	0.50
1:H:118:GLN:HE21	1:H:157:GLY:HA3	1.76	0.50
1:H:149:LEU:O	1:H:153:GLY:HA3	2.11	0.50
1:K:140:THR:N	1:K:143:GLU:OE1	2.37	0.50
1:K:19:LEU:HD12	1:K:62:LEU:HD12	1.94	0.49
1:D:20:LEU:CD1	1:D:20:LEU:H	2.16	0.49
1:F:264:LEU:HD13	1:F:295:PHE:CE1	2.47	0.49
1:F:287:LEU:O	1:F:291:LEU:HG	2.12	0.49
1:J:215:PHE:HB3	1:J:216:PRO:HD3	1.94	0.49
1:K:65:ASP:CG	1:K:73:ARG:HH11	2.16	0.49
1:C:169:TYR:HE1	1:C:171:GLU:HB2	1.77	0.49
1:C:209:THR:HG22	1:C:238:THR:O	2.13	0.49
1:D:38:TRP:HB3	1:D:169:TYR:CE1	2.47	0.49
1:D:138:CYS:SG	1:D:221:ILE:HD12	2.53	0.49
1:F:264:LEU:HB3	1:F:295:PHE:CE2	2.47	0.49

Continued on next page...

Continued from previous page...

Atom-1	Atom-2	Interatomic distance (Å)	Clash overlap (Å)
1:I:78:VAL:HG21	1:I:80:HIS:CE1	2.47	0.49
1:C:185:GLN:HA	1:C:185:GLN:OE1	2.11	0.49
1:G:240:ASN:OD1	1:G:243:ILE:N	2.32	0.49
1:J:281:ASN:O	1:J:285:VAL:HG23	2.11	0.49
1:I:264:LEU:O	1:I:268:GLU:CB	2.60	0.49
1:J:19:LEU:HD12	1:J:62:LEU:CD2	2.42	0.49
1:L:65:ASP:CG	1:L:73:ARG:HE	2.15	0.49
1:D:130:ILE:O	1:D:134:ASP:HB2	2.12	0.49
1:F:272:TYR:HE1	1:F:288:VAL:CG1	2.26	0.49
1:K:138:CYS:SG	1:K:139:PRO:HD2	2.52	0.49
1:B:264:LEU:HD13	1:B:295:PHE:CE1	2.48	0.49
1:C:211:GLY:HA3	1:C:237:ARG:NH1	2.27	0.49
1:D:209:THR:O	1:D:237:ARG:HG3	2.13	0.49
1:E:132:TRP:CE3	1:E:139:PRO:HB3	2.47	0.49
1:F:82:ILE:HD11	1:F:83:TYR:CE2	2.48	0.49
1:F:215:PHE:HZ	1:F:263:THR:HG21	1.78	0.49
1:B:19:LEU:HD12	1:B:62:LEU:CD2	2.43	0.49
1:B:240:ASN:OD1	1:B:242:ASP:N	2.46	0.49
1:F:112:VAL:O	1:F:116:THR:HG22	2.13	0.49
1:I:152:THR:O	1:I:156:PHE:HD2	1.96	0.49
1:C:125:GLY:HA2	1:C:147:MET:HG2	1.95	0.48
1:C:128:LEU:HD21	1:D:8:VAL:HG23	1.95	0.48
1:D:100:LEU:O	1:D:104:LEU:HG	2.13	0.48
1:G:82:ILE:HG13	1:G:83:TYR:N	2.28	0.48
1:H:45:LYS:HA	1:H:48:ILE:HG22	1.95	0.48
1:A:63:ILE:O	1:A:67:GLU:HG2	2.14	0.48
1:A:106:LEU:HB3	1:A:166:PHE:CZ	2.47	0.48
1:A:221:ILE:HD11	1:A:231:GLN:OE1	2.13	0.48
1:F:49:ILE:O	1:F:52:VAL:HG12	2.13	0.48
1:F:52:VAL:HG21	1:F:103:VAL:CG2	2.42	0.48
1:L:57:HIS:O	1:L:60:SER:OG	2.27	0.48
1:J:250:TYR:CE2	1:J:254:VAL:HG21	2.48	0.48
1:L:56:LEU:HD11	1:L:115:PHE:CE1	2.37	0.48
1:C:45:LYS:O	1:C:49:ILE:HG12	2.14	0.48
1:B:117:ARG:HA	1:B:120:LEU:HD12	1.96	0.48
1:J:100:LEU:O	1:J:104:LEU:HG	2.13	0.48
1:B:31:LEU:O	1:B:35:PHE:HB2	2.14	0.48
1:C:215:PHE:HB3	1:C:216:PRO:HD3	1.95	0.48
1:D:45:LYS:HA	1:D:48:ILE:HG22	1.95	0.48
1:E:116:THR:CG2	1:F:100:LEU:HD21	2.43	0.48
1:F:282:PRO:CD	1:F:283:GLU:N	2.75	0.48

Continued on next page...

Continued from previous page...

Atom-1	Atom-2	Interatomic distance (Å)	Clash overlap (Å)
1:H:119:LEU:HD23	1:H:119:LEU:HA	1.69	0.48
1:B:56:LEU:HD11	1:B:115:PHE:HE1	1.78	0.48
1:C:101:GLU:HA	1:C:104:LEU:HD13	1.96	0.48
1:C:270:LYS:O	1:C:274:GLN:HG3	2.14	0.48
1:L:215:PHE:HB3	1:L:216:PRO:HD3	1.95	0.48
1:E:66:ILE:HD11	1:E:80:HIS:HB3	1.96	0.48
1:K:240:ASN:OD1	1:K:243:ILE:HG13	2.14	0.48
1:L:148:VAL:O	1:L:152:THR:HG22	2.14	0.48
1:A:105:THR:HG22	1:A:106:LEU:N	2.22	0.48
1:B:272:TYR:O	1:B:275:ILE:HG13	2.14	0.48
1:I:262:ASN:O	1:I:265:LYS:N	2.47	0.48
1:A:221:ILE:HD11	1:A:231:GLN:CD	2.34	0.47
1:E:66:ILE:HD12	1:E:85:ILE:HG23	1.96	0.47
1:I:58:ASN:HA	1:I:61:LEU:CD1	2.44	0.47
1:J:240:ASN:OD1	1:J:243:ILE:HG12	2.13	0.47
1:A:53:THR:OG1	1:A:54:GLU:N	2.47	0.47
1:B:224:ARG:NE	1:B:254:VAL:HG13	2.29	0.47
1:C:108:HIS:CD2	1:C:165:LEU:HD21	2.49	0.47
1:H:84:GLY:O	1:H:88:VAL:HG23	2.13	0.47
1:J:138:CYS:SG	1:J:218:ILE:HG22	2.54	0.47
1:D:76:PHE:CD1	1:D:76:PHE:N	2.73	0.47
1:I:106:LEU:HB3	1:I:166:PHE:HZ	1.79	0.47
1:J:108:HIS:CE1	1:J:110:ASP:HB2	2.49	0.47
1:A:122:LEU:HD13	1:A:155:LEU:HD23	1.94	0.47
1:D:148:VAL:O	1:D:152:THR:HG22	2.14	0.47
1:J:34:ALA:O	1:J:281:ASN:ND2	2.46	0.47
1:C:16:TYR:CE2	1:C:20:LEU:HD11	2.48	0.47
1:G:93:ASN:O	1:G:96:TYR:HB2	2.15	0.47
1:I:151:LYS:NZ	1:I:185:GLN:CD	2.64	0.47
1:A:52:VAL:HG12	1:A:102:LYS:HG2	1.96	0.47
1:B:140:THR:HG23	1:B:143:GLU:OE1	2.15	0.47
1:D:108:HIS:CE1	1:D:110:ASP:HB2	2.50	0.47
1:G:6:GLU:OE1	1:G:6:GLU:HA	2.15	0.47
1:I:224:ARG:O	1:I:226:GLU:N	2.45	0.47
1:J:68:ASP:HA	1:J:133:ARG:NH1	2.29	0.47
1:K:98:LEU:HD23	1:K:98:LEU:HA	1.76	0.47
1:A:87:SER:O	1:A:91:SER:HB2	2.14	0.47
1:A:105:THR:O	1:A:107:ASP:N	2.46	0.47
1:B:215:PHE:HB3	1:B:216:PRO:HD3	1.97	0.47
1:D:147:MET:HE1	1:D:148:VAL:HG23	1.97	0.47
1:D:291:LEU:HD23	1:D:291:LEU:HA	1.68	0.47

Continued on next page...

Continued from previous page...

Atom-1	Atom-2	Interatomic distance (Å)	Clash overlap (Å)
1:G:219:HIS:CD2	1:G:259:TYR:HB3	2.50	0.47
1:K:192:ASN:C	1:K:192:ASN:HD22	2.19	0.47
1:A:159:ALA:O	1:A:163:MET:HG3	2.15	0.47
1:A:192:ASN:HD22	1:A:192:ASN:C	2.13	0.47
1:G:116:THR:O	1:G:120:LEU:HD12	2.15	0.47
1:H:156:PHE:HZ	1:H:184:PHE:CD2	2.33	0.47
1:A:119:LEU:HB3	1:B:97:PHE:CD2	2.50	0.46
1:F:55:MET:HE3	1:F:95:VAL:HG13	1.96	0.46
1:F:250:TYR:O	1:F:254:VAL:HG23	2.15	0.46
1:G:76:PHE:N	1:G:76:PHE:CD1	2.83	0.46
1:J:85:ILE:HB	1:J:86:PRO:HD3	1.97	0.46
1:H:118:GLN:HG3	1:H:154:GLY:O	2.14	0.46
1:A:272:TYR:O	1:A:275:ILE:HG13	2.15	0.46
1:C:202:LYS:CB	1:C:206:GLU:CB	2.93	0.46
1:C:245:LYS:O	1:C:249:HIS:ND1	2.34	0.46
1:E:15:PRO:HB3	1:E:88:VAL:HG22	1.96	0.46
1:E:119:LEU:HD13	1:F:97:PHE:CE2	2.50	0.46
1:H:215:PHE:HB3	1:H:216:PRO:HD3	1.97	0.46
1:I:37:HIS:HE1	1:I:281:ASN:HA	1.76	0.46
1:A:8:VAL:O	1:A:12:LEU:HB2	2.15	0.46
1:B:219:HIS:ND1	1:B:256:SER:HA	2.30	0.46
1:C:219:HIS:O	1:C:223:SER:CB	2.64	0.46
1:B:156:PHE:HZ	1:B:184:PHE:CD2	2.33	0.46
1:I:116:THR:HG23	1:J:100:LEU:HD23	1.97	0.46
1:J:192:ASN:OD1	1:J:207:ASP:CB	2.64	0.46
1:A:136:TYR:HD1	1:F:136:TYR:CD2	2.34	0.46
1:A:228:THR:HG22	1:E:83:TYR:HE1	1.81	0.46
1:H:100:LEU:O	1:H:104:LEU:HD22	2.16	0.46
1:L:192:ASN:O	1:L:192:ASN:ND2	2.46	0.46
1:A:80:HIS:HB2	1:A:85:ILE:HG12	1.98	0.46
1:B:38:TRP:NE1	1:B:278:ARG:O	2.46	0.46
1:C:144:TYR:CE2	1:C:215:PHE:HB2	2.51	0.46
1:H:128:LEU:HD22	1:H:132:TRP:CZ2	2.51	0.46
1:I:151:LYS:HB3	1:I:151:LYS:HE2	1.46	0.46
1:B:38:TRP:HH2	1:B:281:ASN:HB2	1.75	0.46
1:E:53:THR:HG21	1:E:159:ALA:HB2	1.98	0.46
1:H:114:LEU:HD23	1:H:162:LEU:HD23	1.96	0.46
1:J:233:ILE:HD13	1:J:247:CYS:HB2	1.97	0.46
1:E:51:GLU:O	1:E:55:MET:HG3	2.16	0.46
1:K:22:LEU:HA	1:K:76:PHE:CE1	2.51	0.46
1:D:245:LYS:O	1:D:248:VAL:HG22	2.16	0.46

Continued on next page...

Continued from previous page...

Atom-1	Atom-2	Interatomic distance (Å)	Clash overlap (Å)
1:F:214:SER:OG	1:F:216:PRO:HD2	2.16	0.46
1:C:72:LEU:HD23	1:C:201:ASN:O	2.16	0.45
1:C:105:THR:C	1:C:107:ASP:H	2.19	0.45
1:C:108:HIS:ND1	1:C:165:LEU:HD21	2.30	0.45
1:C:219:HIS:ND1	1:C:256:SER:HA	2.30	0.45
1:F:72:LEU:HD12	1:F:72:LEU:HA	1.81	0.45
1:H:80:HIS:CA	1:H:88:VAL:HG21	2.46	0.45
1:I:158:LEU:HD12	1:I:158:LEU:HA	1.60	0.45
1:B:72:LEU:HD23	1:B:72:LEU:HA	1.78	0.45
1:C:119:LEU:HD23	1:C:119:LEU:HA	1.73	0.45
1:H:45:LYS:O	1:H:48:ILE:HG22	2.16	0.45
1:K:8:VAL:O	1:K:12:LEU:HD12	2.17	0.45
1:C:155:LEU:HD23	1:C:155:LEU:HA	1.73	0.45
1:H:219:HIS:O	1:H:223:SER:CB	2.64	0.45
1:L:57:HIS:CE1	1:L:61:LEU:HD11	2.51	0.45
1:A:245:LYS:O	1:A:248:VAL:HG22	2.16	0.45
1:C:13:LEU:N	1:C:13:LEU:HD12	2.31	0.45
1:C:18:TYR:O	1:C:21:GLN:HG3	2.16	0.45
1:D:183:PHE:HE1	1:D:268:GLU:HB3	1.81	0.45
1:J:261:ARG:HD2	1:J:295:PHE:HB2	1.99	0.45
1:F:141:GLU:O	1:F:145:LYS:HG3	2.16	0.45
1:G:219:HIS:CE1	1:G:223:SER:OG	2.70	0.45
1:J:173:LEU:O	1:J:177:LEU:HD23	2.17	0.45
1:F:221:ILE:HG23	1:F:231:GLN:NE2	2.32	0.45
1:H:37:HIS:HD2	1:H:281:ASN:ND2	2.14	0.45
1:J:136:TYR:CE1	1:J:237:ARG:NH2	2.85	0.45
1:K:91:SER:O	1:K:94:TYR:HB3	2.17	0.45
1:A:28:ARG:HA	1:A:31:LEU:HD13	1.99	0.45
1:B:148:VAL:O	1:B:152:THR:HG22	2.15	0.45
1:B:229:GLN:O	1:B:232:ASN:N	2.50	0.45
1:C:93:ASN:O	1:C:96:TYR:HB2	2.16	0.45
1:F:268:GLU:O	1:F:271:ALA:HB3	2.16	0.45
1:J:275:ILE:O	1:J:280:GLY:N	2.49	0.45
1:L:234:LEU:HD23	1:L:234:LEU:HA	1.82	0.45
1:H:55:MET:HE1	1:H:98:LEU:HB3	1.98	0.45
1:C:214:SER:O	1:C:218:ILE:HG13	2.16	0.45
1:D:120:LEU:HA	1:D:120:LEU:HD23	1.76	0.45
1:E:12:LEU:CD1	1:F:124:GLN:HG2	2.47	0.45
1:F:281:ASN:OD1	1:F:282:PRO:HD2	2.17	0.45
1:G:97:PHE:CE2	1:H:119:LEU:HD13	2.51	0.45
1:I:91:SER:O	1:I:94:TYR:HB3	2.17	0.45

Continued on next page...

Continued from previous page...

Atom-1	Atom-2	Interatomic distance (Å)	Clash overlap (Å)
1:J:72:LEU:HD23	1:J:73:ARG:N	2.32	0.45
1:A:49:ILE:O	1:A:53:THR:HG23	2.17	0.44
1:D:215:PHE:HB3	1:D:216:PRO:HD3	1.99	0.44
1:E:56:LEU:HD11	1:E:119:LEU:HD11	1.98	0.44
1:H:118:GLN:NE2	1:H:157:GLY:HA3	2.31	0.44
1:H:156:PHE:HZ	1:H:184:PHE:CE2	2.35	0.44
1:H:221:ILE:HD13	1:H:231:GLN:NE2	2.31	0.44
1:J:73:ARG:HE	1:J:73:ARG:HB2	1.66	0.44
1:K:16:TYR:CZ	1:K:20:LEU:HD11	2.53	0.44
1:L:118:GLN:HG2	1:L:158:LEU:N	2.33	0.44
1:L:270:LYS:HG2	1:L:274:GLN:OE1	2.17	0.44
1:A:68:ASP:CG	1:A:133:ARG:HH22	2.20	0.44
1:L:261:ARG:CG	1:L:295:PHE:HB2	2.48	0.44
1:A:130:ILE:HG13	1:A:131:TYR:N	2.32	0.44
1:A:136:TYR:CD1	1:F:136:TYR:CD2	3.05	0.44
1:A:185:GLN:NE2	1:A:189:ASP:OD1	2.50	0.44
1:B:114:LEU:HD21	1:B:161:GLY:C	2.38	0.44
1:B:78:VAL:HG21	1:B:80:HIS:CE1	2.52	0.44
1:C:65:ASP:OD2	1:C:73:ARG:HD2	2.17	0.44
1:C:93:ASN:HB3	1:D:123:HIS:NE2	2.33	0.44
1:E:71:LYS:O	1:E:72:LEU:HD22	2.18	0.44
1:I:49:ILE:O	1:I:53:THR:HG22	2.17	0.44
1:B:79:ALA:C	1:B:88:VAL:HG21	2.38	0.44
1:H:169:TYR:HE1	1:H:171:GLU:CB	2.31	0.44
1:L:8:VAL:O	1:L:11:ILE:HG22	2.17	0.44
1:L:271:ALA:O	1:L:275:ILE:HG23	2.18	0.44
1:C:120:LEU:O	1:C:124:GLN:HG3	2.17	0.44
1:D:268:GLU:HG3	1:D:269:ALA:N	2.32	0.44
1:F:56:LEU:HD11	1:F:115:PHE:HE1	1.82	0.44
1:K:103:VAL:HG21	1:K:115:PHE:CD1	2.53	0.44
1:A:31:LEU:HD22	1:A:156:PHE:CE1	2.52	0.44
1:A:138:CYS:SG	1:A:139:PRO:HD2	2.58	0.44
1:E:61:LEU:HD23	1:E:61:LEU:HA	1.76	0.44
1:G:97:PHE:CD2	1:H:119:LEU:HB3	2.53	0.44
1:J:23:PRO:HD2	1:J:76:PHE:CE1	2.53	0.44
1:B:30:LYS:O	1:B:34:ALA:HB2	2.18	0.44
1:D:67:GLU:O	1:D:133:ARG:NH2	2.51	0.44
1:F:160:VAL:HG21	1:F:177:LEU:HD11	1.99	0.44
1:H:112:VAL:O	1:H:116:THR:HG23	2.18	0.44
1:I:84:GLY:O	1:I:88:VAL:HG12	2.18	0.44
1:K:64:ASP:HA	1:K:67:GLU:HG2	1.99	0.44

Continued on next page...

Continued from previous page...

Atom-1	Atom-2	Interatomic distance (Å)	Clash overlap (Å)
1:A:257:PHE:O	1:A:261:ARG:HG3	2.18	0.43
1:C:264:LEU:HD23	1:C:264:LEU:HA	1.82	0.43
1:D:140:THR:HG23	1:D:143:GLU:OE1	2.17	0.43
1:E:116:THR:OG1	1:E:117:ARG:N	2.51	0.43
1:E:215:PHE:N	1:E:216:PRO:HD2	2.32	0.43
1:F:184:PHE:O	1:F:188:TYR:HD2	2.01	0.43
1:H:217:THR:O	1:H:221:ILE:HG22	2.17	0.43
1:A:66:ILE:HD13	1:A:85:ILE:HG23	2.00	0.43
1:G:114:LEU:HD12	1:G:118:GLN:OE1	2.18	0.43
1:J:215:PHE:HZ	1:J:263:THR:HG21	1.83	0.43
1:J:219:HIS:ND1	1:J:256:SER:HA	2.33	0.43
1:L:219:HIS:CE1	1:L:256:SER:HA	2.53	0.43
1:A:268:GLU:O	1:A:271:ALA:HB3	2.19	0.43
1:C:61:LEU:CG	1:C:73:ARG:HH21	2.24	0.43
1:G:12:LEU:CD2	1:H:124:GLN:HG2	2.47	0.43
1:A:124:GLN:HA	1:B:12:LEU:HD11	2.00	0.43
1:B:147:MET:O	1:B:150:GLN:N	2.51	0.43
1:C:133:ARG:NH1	1:C:134:ASP:OD2	2.51	0.43
1:D:64:ASP:CG	2:D:401:ZOL:H72	2.38	0.43
1:F:215:PHE:CZ	1:F:263:THR:HG21	2.53	0.43
1:J:250:TYR:O	1:J:254:VAL:HG23	2.18	0.43
1:A:50:ILE:HD12	1:A:50:ILE:HA	1.90	0.43
1:D:17:LYS:C	1:D:20:LEU:CD1	2.86	0.43
1:I:108:HIS:HB3	1:I:111:ALA:HB2	1.99	0.43
1:L:48:ILE:HD12	1:L:48:ILE:HA	1.91	0.43
1:I:119:LEU:HD23	1:I:119:LEU:HA	1.71	0.43
1:L:75:GLY:C	1:L:76:PHE:HD1	2.22	0.43
1:J:19:LEU:HD12	1:J:62:LEU:HG	2.01	0.43
1:C:115:PHE:HA	1:C:158:LEU:HD11	2.01	0.43
1:E:102:LYS:HB3	1:E:102:LYS:HE2	1.73	0.43
1:I:15:PRO:O	1:I:18:TYR:HB3	2.19	0.43
1:A:67:GLU:HB2	1:B:86:PRO:HB3	2.01	0.43
1:A:78:VAL:CG2	1:A:81:SER:HB3	2.49	0.43
1:D:158:LEU:HD12	1:D:158:LEU:HA	1.59	0.43
1:A:246:TYR:O	1:A:249:HIS:HB3	2.19	0.43
1:E:93:ASN:HB3	1:F:123:HIS:CD2	2.53	0.43
1:B:16:TYR:CZ	1:B:20:LEU:HD11	2.53	0.42
1:B:23:PRO:HG2	1:B:76:PHE:HZ	1.84	0.42
1:B:57:HIS:NE2	1:B:61:LEU:HD11	2.34	0.42
1:H:55:MET:HE1	1:H:98:LEU:CB	2.49	0.42
1:C:115:PHE:HA	1:C:158:LEU:CD1	2.49	0.42

Continued on next page...

Continued from previous page...

Atom-1	Atom-2	Interatomic distance (Å)	Clash overlap (Å)
1:G:99:GLY:O	1:G:103:VAL:HB	2.18	0.42
1:G:100:LEU:CA	1:G:103:VAL:HG12	2.49	0.42
1:G:178:ASN:O	1:G:181:GLY:N	2.51	0.42
1:B:116:THR:HG22	1:B:120:LEU:HD11	2.01	0.42
1:C:160:VAL:HG21	1:C:177:LEU:HD21	2.00	0.42
1:F:184:PHE:O	1:F:188:TYR:CD2	2.73	0.42
1:I:123:HIS:O	1:I:124:GLN:C	2.58	0.42
1:A:108:HIS:HD2	1:A:166:PHE:CE1	2.38	0.42
1:A:232:ASN:O	1:A:236:GLN:HG2	2.20	0.42
1:B:15:PRO:HB3	1:B:88:VAL:HG22	2.02	0.42
1:C:205:CYS:O	1:C:206:GLU:CB	2.66	0.42
1:D:57:HIS:O	1:D:60:SER:OG	2.32	0.42
1:E:166:PHE:CD1	1:E:166:PHE:N	2.88	0.42
1:I:174:LYS:N	1:I:175:PRO:HD2	2.34	0.42
1:J:264:LEU:HB3	1:J:295:PHE:CE1	2.55	0.42
1:K:93:ASN:HB3	1:L:123:HIS:NE2	2.35	0.42
1:L:45:LYS:O	1:L:49:ILE:HG12	2.20	0.42
1:A:44:ASP:O	1:A:48:ILE:HD13	2.20	0.42
1:A:192:ASN:ND2	1:A:192:ASN:C	2.73	0.42
1:C:101:GLU:O	1:C:104:LEU:HB2	2.20	0.42
1:C:247:CYS:O	1:C:251:LEU:HD12	2.20	0.42
1:D:192:ASN:C	1:D:192:ASN:ND2	2.73	0.42
1:H:9:GLN:O	1:H:13:LEU:HD12	2.18	0.42
1:K:120:LEU:O	1:K:124:GLN:HG3	2.20	0.42
1:K:192:ASN:ND2	1:K:192:ASN:C	2.73	0.42
1:L:159:ALA:O	1:L:163:MET:HG3	2.19	0.42
1:A:71:LYS:O	1:A:72:LEU:HD22	2.20	0.42
1:B:208:LEU:HD23	1:B:234:LEU:HD21	2.02	0.42
1:H:244:LYS:O	1:H:248:VAL:HG12	2.20	0.42
1:K:22:LEU:HA	1:K:76:PHE:HE1	1.84	0.42
1:C:126:GLN:OE1	2:C:401:ZOL:H18	2.18	0.42
1:D:209:THR:HG21	1:D:239:GLU:OE1	2.20	0.42
1:F:192:ASN:ND2	1:F:192:ASN:C	2.73	0.42
1:H:106:LEU:HD23	1:H:106:LEU:HA	1.73	0.42
1:I:57:HIS:CE1	1:I:61:LEU:HD11	2.54	0.42
1:J:192:ASN:ND2	1:J:192:ASN:C	2.73	0.42
1:L:219:HIS:CD2	1:L:259:TYR:CG	3.07	0.42
1:A:94:TYR:CE2	1:A:98:LEU:HD11	2.55	0.42
1:C:140:THR:HA	1:C:222:TRP:HE1	1.83	0.42
1:D:80:HIS:HA	1:D:88:VAL:HG21	2.02	0.42
1:D:85:ILE:HB	1:D:86:PRO:HD3	2.01	0.42

Continued on next page...

Continued from previous page...

Atom-1	Atom-2	Interatomic distance (Å)	Clash overlap (Å)
1:F:128:LEU:HA	1:F:128:LEU:HD23	1.83	0.42
1:G:158:LEU:HD12	1:G:158:LEU:HA	1.82	0.42
1:I:49:ILE:O	1:I:52:VAL:HG12	2.20	0.42
1:J:180:LEU:HD23	1:J:180:LEU:HA	1.69	0.42
1:B:30:LYS:O	1:B:34:ALA:CB	2.68	0.42
1:B:55:MET:HE1	1:B:98:LEU:HB3	2.02	0.42
1:B:192:ASN:ND2	1:B:192:ASN:C	2.73	0.42
1:C:204:PHE:CD1	1:C:205:CYS:N	2.87	0.42
1:F:192:ASN:C	1:F:192:ASN:HD22	2.23	0.42
1:J:53:THR:HG21	1:J:159:ALA:HB2	2.02	0.42
1:J:65:ASP:O	1:J:69:ASN:N	2.52	0.42
1:A:19:LEU:HD22	1:A:62:LEU:HD23	2.01	0.41
1:B:261:ARG:O	1:B:265:LYS:HG3	2.19	0.41
1:F:190:TYR:HB2	1:F:260:THR:HG21	2.02	0.41
1:G:219:HIS:HD2	1:G:256:SER:HA	1.83	0.41
1:H:117:ARG:HD2	1:H:117:ARG:HA	1.94	0.41
1:J:155:LEU:HD23	1:J:155:LEU:HA	1.80	0.41
1:K:19:LEU:HD23	1:K:19:LEU:O	2.19	0.41
1:B:156:PHE:CZ	1:B:184:PHE:CD2	3.08	0.41
1:D:45:LYS:O	1:D:48:ILE:HG22	2.20	0.41
1:D:114:LEU:HD11	1:D:118:GLN:NE2	2.35	0.41
1:F:219:HIS:ND1	1:F:256:SER:HA	2.35	0.41
1:J:272:TYR:HA	1:J:275:ILE:HD12	2.02	0.41
1:L:175:PRO:C	1:L:274:GLN:HE22	2.23	0.41
1:C:126:GLN:O	1:C:130:ILE:HG23	2.20	0.41
1:J:37:HIS:CD2	1:J:281:ASN:HA	2.56	0.41
1:B:235:ARG:HE	1:B:235:ARG:HB3	1.70	0.41
1:C:17:LYS:HA	1:C:20:LEU:HD12	2.02	0.41
1:F:13:LEU:HD21	1:F:94:TYR:CE1	2.55	0.41
1:G:66:ILE:HD13	1:G:85:ILE:HG23	2.02	0.41
1:I:72:LEU:HA	1:I:72:LEU:HD23	1.76	0.41
1:A:119:LEU:HD13	1:B:97:PHE:CE2	2.55	0.41
1:A:138:CYS:SG	1:A:221:ILE:HG21	2.60	0.41
1:C:93:ASN:HB3	1:D:123:HIS:CD2	2.56	0.41
1:C:245:LYS:O	1:C:248:VAL:HG22	2.21	0.41
1:F:65:ASP:CG	1:F:73:ARG:HE	2.24	0.41
1:F:264:LEU:HD23	1:F:264:LEU:HA	1.77	0.41
1:H:128:LEU:HD23	1:H:128:LEU:HA	1.90	0.41
1:H:246:TYR:O	1:H:249:HIS:HB3	2.21	0.41
1:I:64:ASP:CG	2:I:401:ZOL:H19	2.40	0.41
1:L:85:ILE:HB	1:L:86:PRO:HD3	2.02	0.41

Continued on next page...

Continued from previous page...

Atom-1	Atom-2	Interatomic distance (Å)	Clash overlap (Å)
1:A:57:HIS:NE2	1:A:61:LEU:HD11	2.36	0.41
1:C:100:LEU:HD23	1:D:116:THR:HG23	2.02	0.41
1:C:215:PHE:HD2	1:C:260:THR:HG22	1.82	0.41
1:G:73:ARG:HE	1:G:73:ARG:HB2	1.66	0.41
1:I:85:ILE:HB	1:I:86:PRO:HD3	2.01	0.41
1:L:114:LEU:HD12	1:L:117:ARG:HD3	2.02	0.41
1:A:48:ILE:O	1:A:52:VAL:HG13	2.21	0.41
1:A:215:PHE:HB3	1:A:216:PRO:HD3	2.03	0.41
1:B:219:HIS:CE1	1:B:256:SER:HA	2.55	0.41
1:H:162:LEU:HD23	1:H:162:LEU:HA	1.94	0.41
1:I:268:GLU:O	1:I:272:TYR:CD2	2.74	0.41
1:J:56:LEU:HD23	1:J:56:LEU:HA	1.92	0.41
1:J:100:LEU:HD13	1:J:115:PHE:CE2	2.56	0.41
1:J:284:LEU:HD23	1:J:284:LEU:HA	1.89	0.41
1:A:94:TYR:HD1	1:B:123:HIS:HB3	1.85	0.41
1:B:193:LEU:HD23	1:B:193:LEU:HA	1.90	0.41
1:B:194:HIS:O	1:B:194:HIS:CG	2.73	0.41
1:A:128:LEU:HD23	1:A:128:LEU:HA	1.94	0.41
1:B:23:PRO:HG2	1:B:76:PHE:CZ	2.56	0.41
1:C:204:PHE:CB	1:C:244:LYS:NZ	2.82	0.41
1:D:122:LEU:HD23	1:D:123:HIS:ND1	2.35	0.41
1:D:217:THR:CG2	1:D:234:LEU:HD11	2.49	0.41
1:I:100:LEU:HD23	1:J:116:THR:HG23	2.02	0.41
1:J:61:LEU:HA	1:J:61:LEU:HD23	1.87	0.41
1:J:179:THR:CB	1:J:274:GLN:HE22	2.34	0.41
1:L:38:TRP:HB3	1:L:169:TYR:HE2	1.82	0.41
1:A:248:VAL:HA	1:A:251:LEU:HD12	2.02	0.41
1:H:99:GLY:O	1:H:103:VAL:HG23	2.20	0.41
1:H:108:HIS:CD2	1:H:165:LEU:HD22	2.56	0.41
1:H:174:LYS:HA	1:H:177:LEU:HD12	2.02	0.41
1:L:119:LEU:HD23	1:L:119:LEU:HA	1.83	0.41
1:A:19:LEU:HD11	1:A:73:ARG:HD3	2.02	0.40
1:B:229:GLN:NE2	1:B:250:TYR:CE1	2.88	0.40
1:F:57:HIS:CE1	1:F:61:LEU:HD12	2.56	0.40
1:K:65:ASP:OD1	1:K:73:ARG:NH1	2.54	0.40
1:L:65:ASP:CG	1:L:73:ARG:HH11	2.23	0.40
1:B:66:ILE:HD13	1:B:66:ILE:HG21	1.88	0.40
1:B:80:HIS:N	1:B:88:VAL:HG21	2.36	0.40
1:B:147:MET:HE2	1:B:148:VAL:HA	2.03	0.40
1:B:145:LYS:O	1:B:149:LEU:HG	2.21	0.40
1:C:182:LEU:O	1:C:186:ILE:HD13	2.17	0.40

Continued on next page...

Continued from previous page...

Atom-1	Atom-2	Interatomic distance (Å)	Clash overlap (Å)
1:F:218:ILE:HD12	1:F:219:HIS:N	2.36	0.40
1:G:67:GLU:HA	1:H:86:PRO:HG3	2.03	0.40
1:I:62:LEU:HD23	1:I:62:LEU:HA	1.89	0.40
1:J:136:TYR:HE1	1:J:237:ARG:NH2	2.19	0.40
1:K:97:PHE:CD2	1:L:119:LEU:HB3	2.57	0.40
1:A:66:ILE:HD11	1:A:88:VAL:HG13	2.03	0.40
1:A:190:TYR:OH	1:A:194:HIS:ND1	2.50	0.40
1:D:63:ILE:HD11	1:D:92:ALA:HB3	2.03	0.40
1:I:255:GLY:C	1:I:257:PHE:H	2.24	0.40
1:A:94:TYR:CZ	1:A:98:LEU:HD11	2.57	0.40
1:C:59:ALA:HB2	1:C:95:VAL:HG23	2.03	0.40
1:C:215:PHE:CE2	1:C:260:THR:HG22	2.56	0.40
1:F:213:PHE:HA	1:F:217:THR:HG21	2.02	0.40
1:H:185:GLN:OE1	1:H:185:GLN:HA	2.21	0.40

There are no symmetry-related clashes.

5.3 Torsion angles (i)

5.3.1 Protein backbone (i)

In the following table, the Percentiles column shows the percent Ramachandran outliers of the chain as a percentile score with respect to all X-ray entries followed by that with respect to entries of similar resolution.

The Analysed column shows the number of residues for which the backbone conformation was analysed, and the total number of residues.

Mol	Chain	Analysed	Favoured	Allowed	Outliers	Percentiles	
1	A	282/307 (92%)	272 (96%)	10 (4%)	0	100	100
1	B	280/307 (91%)	269 (96%)	11 (4%)	0	100	100
1	C	284/307 (92%)	273 (96%)	11 (4%)	0	100	100
1	D	274/307 (89%)	261 (95%)	12 (4%)	1 (0%)	34	72
1	E	235/307 (76%)	225 (96%)	10 (4%)	0	100	100
1	F	281/307 (92%)	274 (98%)	6 (2%)	1 (0%)	34	72
1	G	275/307 (90%)	263 (96%)	12 (4%)	0	100	100
1	H	275/307 (90%)	270 (98%)	5 (2%)	0	100	100
1	I	268/307 (87%)	255 (95%)	13 (5%)	0	100	100

Continued on next page...

Continued from previous page...

Mol	Chain	Analysed	Favoured	Allowed	Outliers	Percentiles	
1	J	281/307 (92%)	269 (96%)	12 (4%)	0	100	100
1	K	257/307 (84%)	248 (96%)	9 (4%)	0	100	100
1	L	279/307 (91%)	270 (97%)	9 (3%)	0	100	100
All	All	3271/3684 (89%)	3149 (96%)	120 (4%)	2 (0%)	51	85

All (2) Ramachandran outliers are listed below:

Mol	Chain	Res	Type
1	D	282	PRO
1	F	282	PRO

5.3.2 Protein sidechains (i)

In the following table, the Percentiles column shows the percent sidechain outliers of the chain as a percentile score with respect to all X-ray entries followed by that with respect to entries of similar resolution.

The Analysed column shows the number of residues for which the sidechain conformation was analysed, and the total number of residues.

Mol	Chain	Analysed	Rotameric	Outliers	Percentiles	
1	A	195/275 (71%)	187 (96%)	8 (4%)	30	67
1	B	196/275 (71%)	190 (97%)	6 (3%)	40	75
1	C	190/275 (69%)	181 (95%)	9 (5%)	26	63
1	D	180/275 (66%)	170 (94%)	10 (6%)	21	56
1	E	91/275 (33%)	89 (98%)	2 (2%)	52	81
1	F	182/275 (66%)	178 (98%)	4 (2%)	52	81
1	G	125/275 (46%)	121 (97%)	4 (3%)	39	74
1	H	171/275 (62%)	167 (98%)	4 (2%)	50	80
1	I	102/275 (37%)	97 (95%)	5 (5%)	25	61
1	J	172/275 (62%)	167 (97%)	5 (3%)	42	76
1	K	95/275 (34%)	92 (97%)	3 (3%)	39	74
1	L	169/275 (62%)	163 (96%)	6 (4%)	35	70
All	All	1868/3300 (57%)	1802 (96%)	66 (4%)	36	71

All (66) residues with a non-rotameric sidechain are listed below:

Mol	Chain	Res	Type
1	A	9	GLN
1	A	21	GLN
1	A	73	ARG
1	A	81	SER
1	A	147	MET
1	A	169	TYR
1	A	192	ASN
1	A	214	SER
1	B	81	SER
1	B	123	HIS
1	B	164	GLN
1	B	184	PHE
1	B	223	SER
1	B	235	ARG
1	C	20	LEU
1	C	73	ARG
1	C	90	ASN
1	C	151	LYS
1	C	192	ASN
1	C	204	PHE
1	C	224	ARG
1	C	276	ASP
1	C	295	PHE
1	D	19	LEU
1	D	20	LEU
1	D	76	PHE
1	D	118	GLN
1	D	133	ARG
1	D	147	MET
1	D	169	TYR
1	D	192	ASN
1	D	195	SER
1	D	237	ARG
1	E	192	ASN
1	E	266	GLU
1	F	73	ARG
1	F	192	ASN
1	F	223	SER
1	F	292	SER
1	G	81	SER
1	G	120	LEU
1	G	176	LEU
1	G	204	PHE

Continued on next page...

Continued from previous page...

Mol	Chain	Res	Type
1	H	37	HIS
1	H	169	TYR
1	H	192	ASN
1	H	212	LYS
1	I	37	HIS
1	I	102	LYS
1	I	123	HIS
1	I	250	TYR
1	I	272	TYR
1	J	37	HIS
1	J	192	ASN
1	J	237	ARG
1	J	261	ARG
1	J	284	LEU
1	K	144	TYR
1	K	192	ASN
1	K	207	ASP
1	L	169	TYR
1	L	185	GLN
1	L	192	ASN
1	L	212	LYS
1	L	227	SER
1	L	284	LEU

Sometimes sidechains can be flipped to improve hydrogen bonding and reduce clashes. All (23) such sidechains are listed below:

Mol	Chain	Res	Type
1	A	9	GLN
1	A	123	HIS
1	A	126	GLN
1	A	274	GLN
1	C	9	GLN
1	C	123	HIS
1	C	185	GLN
1	D	118	GLN
1	D	185	GLN
1	D	192	ASN
1	G	9	GLN
1	G	123	HIS
1	G	219	HIS
1	H	37	HIS
1	H	118	GLN

Continued on next page...

Continued from previous page...

Mol	Chain	Res	Type
1	I	37	HIS
1	I	185	GLN
1	J	37	HIS
1	J	126	GLN
1	K	124	GLN
1	K	150	GLN
1	L	185	GLN
1	L	192	ASN

5.3.3 RNA (i)

There are no RNA molecules in this entry.

5.4 Non-standard residues in protein, DNA, RNA chains (i)

There are no non-standard protein/DNA/RNA residues in this entry.

5.5 Carbohydrates (i)

There are no monosaccharides in this entry.

5.6 Ligand geometry (i)

Of 48 ligands modelled in this entry, 36 are monoatomic - leaving 12 for Mogul analysis.

In the following table, the Counts columns list the number of bonds (or angles) for which Mogul statistics could be retrieved, the number of bonds (or angles) that are observed in the model and the number of bonds (or angles) that are defined in the Chemical Component Dictionary. The Link column lists molecule types, if any, to which the group is linked. The Z score for a bond length (or angle) is the number of standard deviations the observed value is removed from the expected value. A bond length (or angle) with $|Z| > 2$ is considered an outlier worth inspection. RMSZ is the root-mean-square of all Z scores of the bond lengths (or angles).

Mol	Type	Chain	Res	Link	Bond lengths			Bond angles		
					Counts	RMSZ	$\#\|Z\| > 2$	Counts	RMSZ	$\#\|Z\| > 2$
2	ZOL	I	401	3	14,16,16	2.02	3 (21%)	20,26,26	1.21	2 (10%)
2	ZOL	J	401	3	14,16,16	1.74	4 (28%)	20,26,26	1.24	3 (15%)
2	ZOL	K	401	3	14,16,16	1.52	2 (14%)	20,26,26	1.90	4 (20%)
2	ZOL	C	401	3	14,16,16	1.66	3 (21%)	20,26,26	1.30	3 (15%)
2	ZOL	H	401	3	14,16,16	1.56	3 (21%)	20,26,26	1.22	2 (10%)

Mol	Type	Chain	Res	Link	Bond lengths			Bond angles		
					Counts	RMSZ	$\#\|Z\| > 2$	Counts	RMSZ	$\#\|Z\| > 2$
2	ZOL	D	401	3	14,16,16	1.53	3 (21%)	20,26,26	1.68	2 (10%)
2	ZOL	F	401	3	14,16,16	1.34	2 (14%)	20,26,26	1.81	5 (25%)
2	ZOL	G	401	3	14,16,16	1.57	3 (21%)	20,26,26	1.24	2 (10%)
2	ZOL	E	401	3	14,16,16	1.69	3 (21%)	20,26,26	1.19	3 (15%)
2	ZOL	B	401	3	14,16,16	1.52	2 (14%)	20,26,26	1.38	3 (15%)
2	ZOL	A	401	3	14,16,16	1.73	3 (21%)	20,26,26	1.51	2 (10%)
2	ZOL	L	401	3	14,16,16	1.72	3 (21%)	20,26,26	1.40	3 (15%)

In the following table, the Chirals column lists the number of chiral outliers, the number of chiral centers analysed, the number of these observed in the model and the number defined in the Chemical Component Dictionary. Similar counts are reported in the Torsion and Rings columns. '-' means no outliers of that kind were identified.

Mol	Type	Chain	Res	Link	Chirals	Torsions	Rings
2	ZOL	I	401	3	-	0/23/23/23	0/1/1/1
2	ZOL	J	401	3	-	2/23/23/23	0/1/1/1
2	ZOL	K	401	3	-	4/23/23/23	0/1/1/1
2	ZOL	C	401	3	-	1/23/23/23	0/1/1/1
2	ZOL	H	401	3	-	11/23/23/23	0/1/1/1
2	ZOL	D	401	3	-	3/23/23/23	0/1/1/1
2	ZOL	F	401	3	-	1/23/23/23	0/1/1/1
2	ZOL	G	401	3	-	1/23/23/23	0/1/1/1
2	ZOL	E	401	3	-	9/23/23/23	0/1/1/1
2	ZOL	B	401	3	-	0/23/23/23	0/1/1/1
2	ZOL	A	401	3	-	2/23/23/23	0/1/1/1
2	ZOL	L	401	3	-	1/23/23/23	0/1/1/1

All (34) bond length outliers are listed below:

Mol	Chain	Res	Type	Atoms	Z	Observed(Å)	Ideal(Å)
2	A	401	ZOL	P14-C8	4.22	1.88	1.85
2	I	401	ZOL	P9-C8	4.18	1.88	1.85
2	E	401	ZOL	O13-C8	-3.56	1.40	1.44
2	J	401	ZOL	P14-C8	3.55	1.87	1.85
2	B	401	ZOL	O13-C8	-3.43	1.40	1.44
2	L	401	ZOL	O13-C8	-3.37	1.40	1.44
2	I	401	ZOL	C19-N15	-3.26	1.31	1.37
2	G	401	ZOL	C19-N15	-3.16	1.31	1.37
2	C	401	ZOL	O13-C8	-3.15	1.40	1.44

Continued on next page...

Continued from previous page...

Mol	Chain	Res	Type	Atoms	Z	Observed(Å)	Ideal(Å)
2	K	401	ZOL	O13-C8	-3.12	1.40	1.44
2	C	401	ZOL	C19-N15	-3.07	1.32	1.37
2	E	401	ZOL	C19-N15	-3.06	1.32	1.37
2	I	401	ZOL	O13-C8	-2.93	1.41	1.44
2	F	401	ZOL	O13-C8	-2.89	1.41	1.44
2	K	401	ZOL	C19-N15	-2.86	1.32	1.37
2	J	401	ZOL	C19-N15	-2.76	1.32	1.37
2	L	401	ZOL	C19-N15	-2.75	1.32	1.37
2	H	401	ZOL	C19-N15	-2.73	1.32	1.37
2	B	401	ZOL	C19-N15	-2.70	1.32	1.37
2	J	401	ZOL	O13-C8	-2.69	1.41	1.44
2	A	401	ZOL	C19-N15	-2.65	1.32	1.37
2	H	401	ZOL	O13-C8	-2.62	1.41	1.44
2	D	401	ZOL	C19-N15	-2.57	1.32	1.37
2	G	401	ZOL	O13-C8	-2.53	1.41	1.44
2	H	401	ZOL	P9-C8	2.53	1.87	1.85
2	C	401	ZOL	P9-O10	-2.51	1.50	1.54
2	E	401	ZOL	P9-O10	-2.47	1.50	1.54
2	D	401	ZOL	O13-C8	-2.45	1.41	1.44
2	F	401	ZOL	C19-N15	-2.40	1.33	1.37
2	D	401	ZOL	P9-O10	-2.34	1.50	1.54
2	A	401	ZOL	O13-C8	-2.32	1.41	1.44
2	G	401	ZOL	P9-C8	2.12	1.86	1.85
2	J	401	ZOL	P9-O11	-2.12	1.50	1.54
2	L	401	ZOL	P9-C8	2.08	1.86	1.85

All (34) bond angle outliers are listed below:

Mol	Chain	Res	Type	Atoms	Z	Observed(^{o})	Ideal(^{o})
2	K	401	ZOL	P9-C8-P14	-6.07	101.94	112.81
2	D	401	ZOL	P9-C8-P14	-6.04	102.00	112.81
2	F	401	ZOL	P9-C8-P14	-5.46	103.04	112.81
2	A	401	ZOL	P9-C8-P14	-4.23	105.25	112.81
2	L	401	ZOL	P9-C8-P14	-3.62	106.34	112.81
2	C	401	ZOL	P9-C8-P14	-3.52	106.50	112.81
2	I	401	ZOL	O11-P9-C8	2.93	112.74	106.17
2	L	401	ZOL	O11-P9-C8	2.65	112.11	106.17
2	F	401	ZOL	P9-C8-O13	2.61	113.23	107.30
2	C	401	ZOL	O16-P14-O15	-2.60	107.23	113.06
2	B	401	ZOL	P9-C8-P14	-2.54	108.27	112.81
2	C	401	ZOL	P9-C8-O13	2.51	113.01	107.30
2	E	401	ZOL	P9-C8-P14	-2.38	108.56	112.81

Continued on next page...

Continued from previous page...

Mol	Chain	Res	Type	Atoms	Z	Observed(^{o})	Ideal(^{o})
2	I	401	ZOL	P9-C8-O13	2.37	112.69	107.30
2	F	401	ZOL	O11-P9-C8	2.32	111.37	106.17
2	H	401	ZOL	O10-P9-O12	-2.31	107.87	113.06
2	E	401	ZOL	O17-P14-C8	2.27	111.25	106.17
2	G	401	ZOL	O11-P9-O12	-2.24	108.02	113.06
2	G	401	ZOL	P9-C8-P14	-2.22	108.83	112.81
2	J	401	ZOL	O11-P9-O12	-2.22	108.07	113.06
2	K	401	ZOL	O10-P9-C8	2.17	111.03	106.17
2	J	401	ZOL	O16-P14-O15	-2.17	108.19	113.06
2	K	401	ZOL	O12-P9-C8	-2.16	104.20	109.86
2	D	401	ZOL	P14-C8-O13	2.12	112.12	107.30
2	B	401	ZOL	O16-P14-O15	-2.11	108.31	113.06
2	H	401	ZOL	O13-C8-C7	2.10	114.75	108.67
2	J	401	ZOL	O11-P9-C8	2.09	110.86	106.17
2	F	401	ZOL	O13-C8-C7	2.08	114.67	108.67
2	F	401	ZOL	O16-P14-O15	-2.07	108.41	113.06
2	B	401	ZOL	O11-P9-O10	2.06	113.81	107.99
2	K	401	ZOL	P9-C8-O13	2.05	111.96	107.30
2	E	401	ZOL	O10-P9-C8	2.03	110.72	106.17
2	A	401	ZOL	O11-P9-O12	-2.02	108.52	113.06
2	L	401	ZOL	P9-C8-O13	2.01	111.86	107.30

There are no chirality outliers.

All (35) torsion outliers are listed below:

Mol	Chain	Res	Type	Atoms
2	A	401	ZOL	C8-C7-N15-C16
2	A	401	ZOL	C8-C7-N15-C19
2	D	401	ZOL	N15-C7-C8-P14
2	D	401	ZOL	N15-C7-C8-P9
2	D	401	ZOL	N15-C7-C8-O13
2	H	401	ZOL	C7-C8-P9-O12
2	J	401	ZOL	C8-C7-N15-C16
2	J	401	ZOL	C8-C7-N15-C19
2	K	401	ZOL	N15-C7-C8-P9
2	K	401	ZOL	C8-C7-N15-C16
2	K	401	ZOL	C8-C7-N15-C19
2	H	401	ZOL	C7-C8-P9-O10
2	H	401	ZOL	C7-C8-P9-O11
2	E	401	ZOL	P14-C8-P9-O10
2	E	401	ZOL	P14-C8-P9-O11
2	E	401	ZOL	P14-C8-P9-O12

Continued on next page...

Continued from previous page...

Mol	Chain	Res	Type	Atoms
2	H	401	ZOL	P14-C8-P9-O10
2	C	401	ZOL	C8-C7-N15-C19
2	E	401	ZOL	C7-C8-P9-O12
2	E	401	ZOL	C8-C7-N15-C19
2	G	401	ZOL	C8-C7-N15-C19
2	H	401	ZOL	C8-C7-N15-C19
2	F	401	ZOL	N15-C7-C8-P9
2	H	401	ZOL	C8-C7-N15-C16
2	H	401	ZOL	P14-C8-P9-O11
2	H	401	ZOL	O13-C8-P9-O10
2	E	401	ZOL	C7-C8-P9-O11
2	K	401	ZOL	N15-C7-C8-O13
2	E	401	ZOL	O13-C8-P9-O11
2	H	401	ZOL	P14-C8-P9-O12
2	H	401	ZOL	O13-C8-P9-O11
2	E	401	ZOL	C7-C8-P14-O15
2	E	401	ZOL	C7-C8-P9-O10
2	H	401	ZOL	C7-C8-P14-O15
2	L	401	ZOL	C7-C8-P14-O15

There are no ring outliers.

4 monomers are involved in 6 short contacts:

Mol	Chain	Res	Type	Clashes	Symm-Clashes
2	I	401	ZOL	1	0
2	C	401	ZOL	2	0
2	D	401	ZOL	2	0
2	G	401	ZOL	1	0

The following is a two-dimensional graphical depiction of Mogul quality analysis of bond lengths, bond angles, torsion angles, and ring geometry for all instances of the Ligand of Interest. In addition, ligands with molecular weight > 250 and outliers as shown on the validation Tables will also be included. For torsion angles, if less then 5% of the Mogul distribution of torsion angles is within 10 degrees of the torsion angle in question, then that torsion angle is considered an outlier. Any bond that is central to one or more torsion angles identified as an outlier by Mogul will be highlighted in the graph. For rings, the root-mean-square deviation (RMSD) between the ring in question and similar rings identified by Mogul is calculated over all ring torsion angles. If the average RMSD is greater than 60 degrees and the minimal RMSD between the ring in question and any Mogul-identified rings is also greater than 60 degrees, then that ring is considered an outlier. The outliers are highlighted in purple. The color gray indicates Mogul did not find sufficient equivalents in the CSD to analyse the geometry.

Ligand ZOL I 401

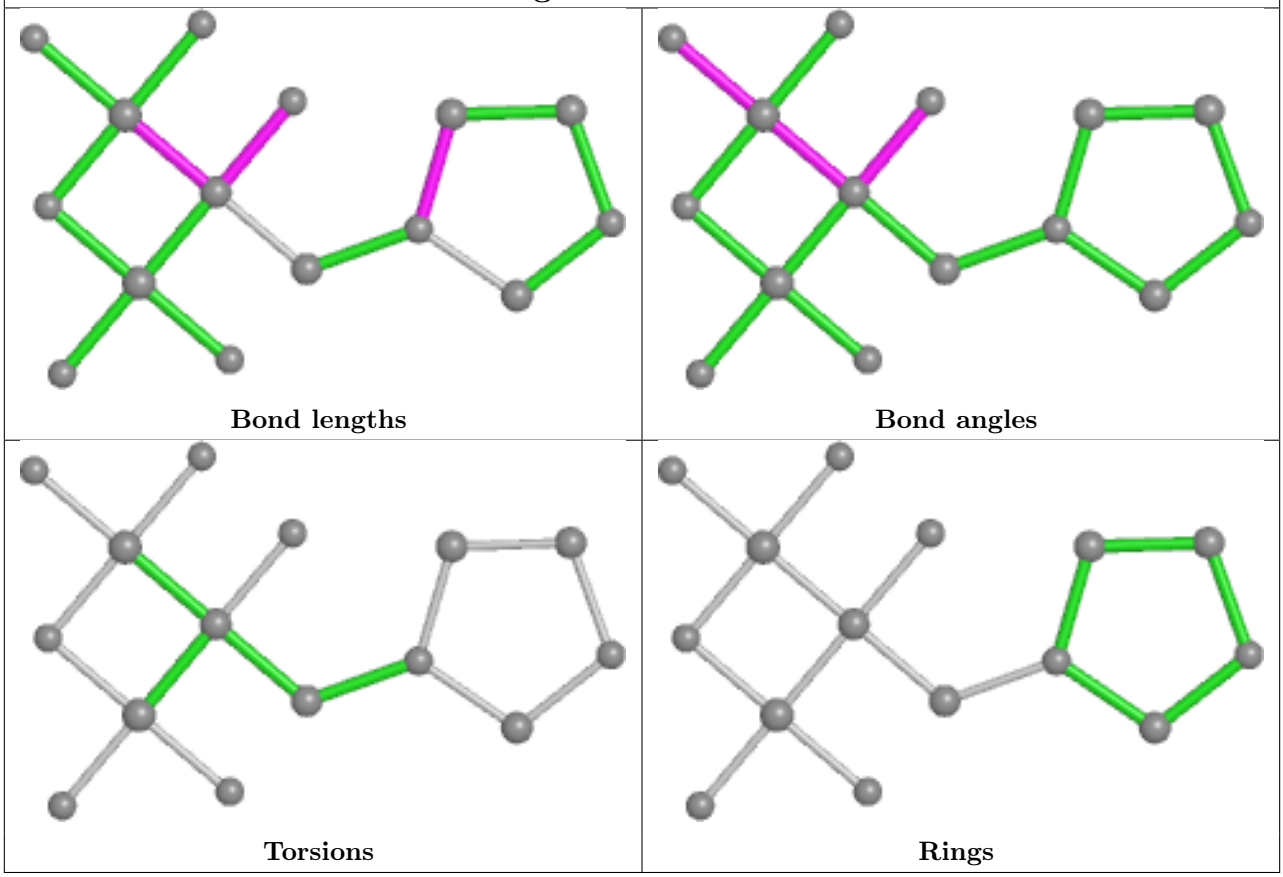

Ligand ZOL J 401

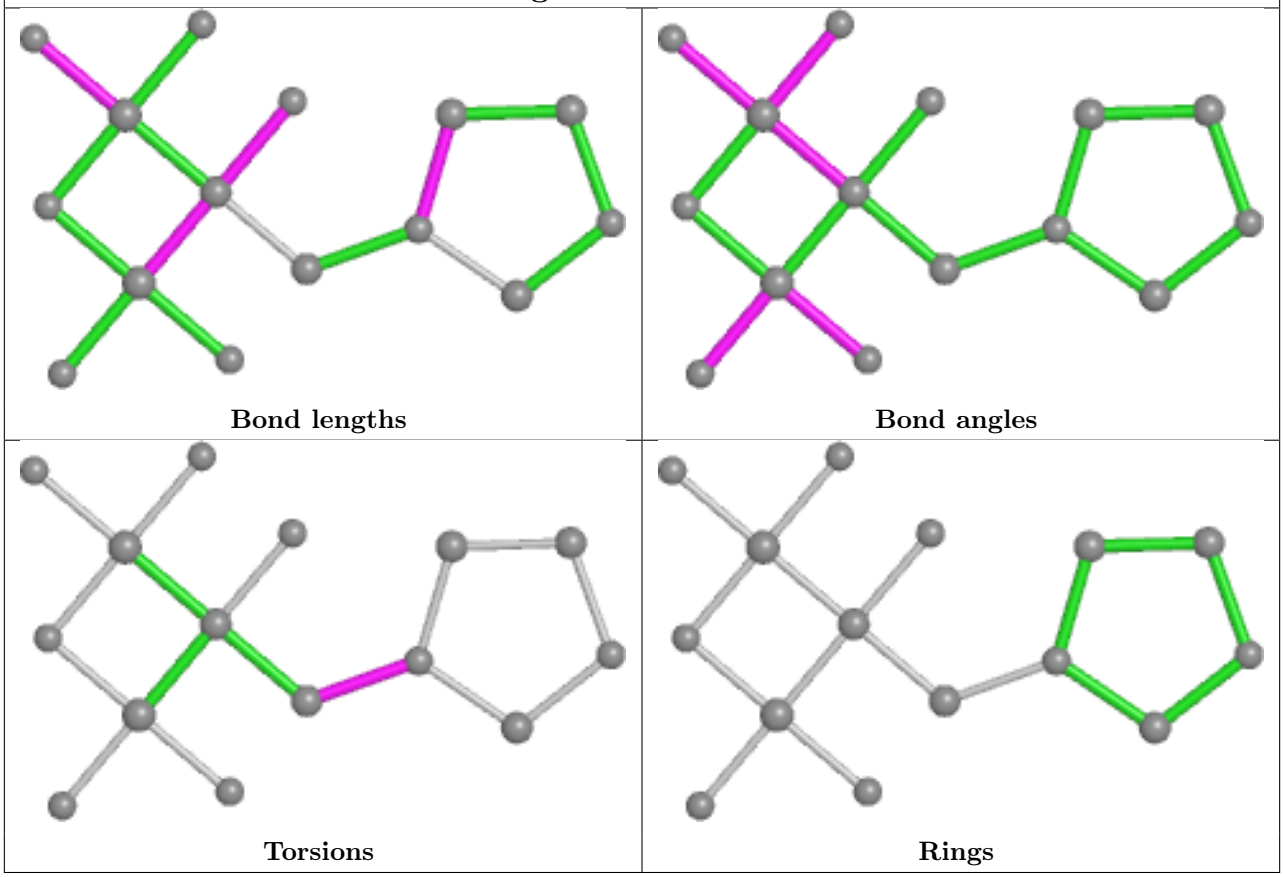

Ligand ZOL K 401

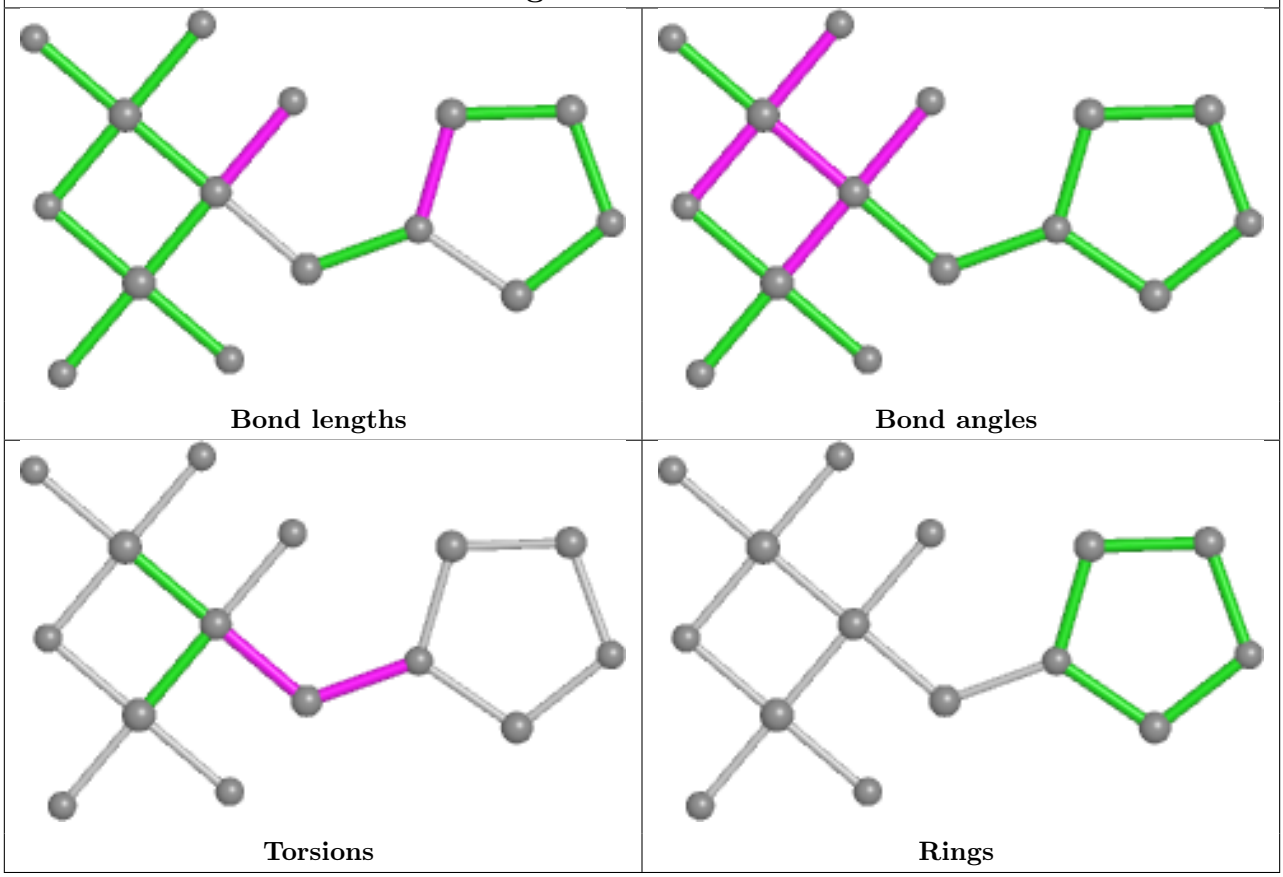

Ligand ZOL C 401

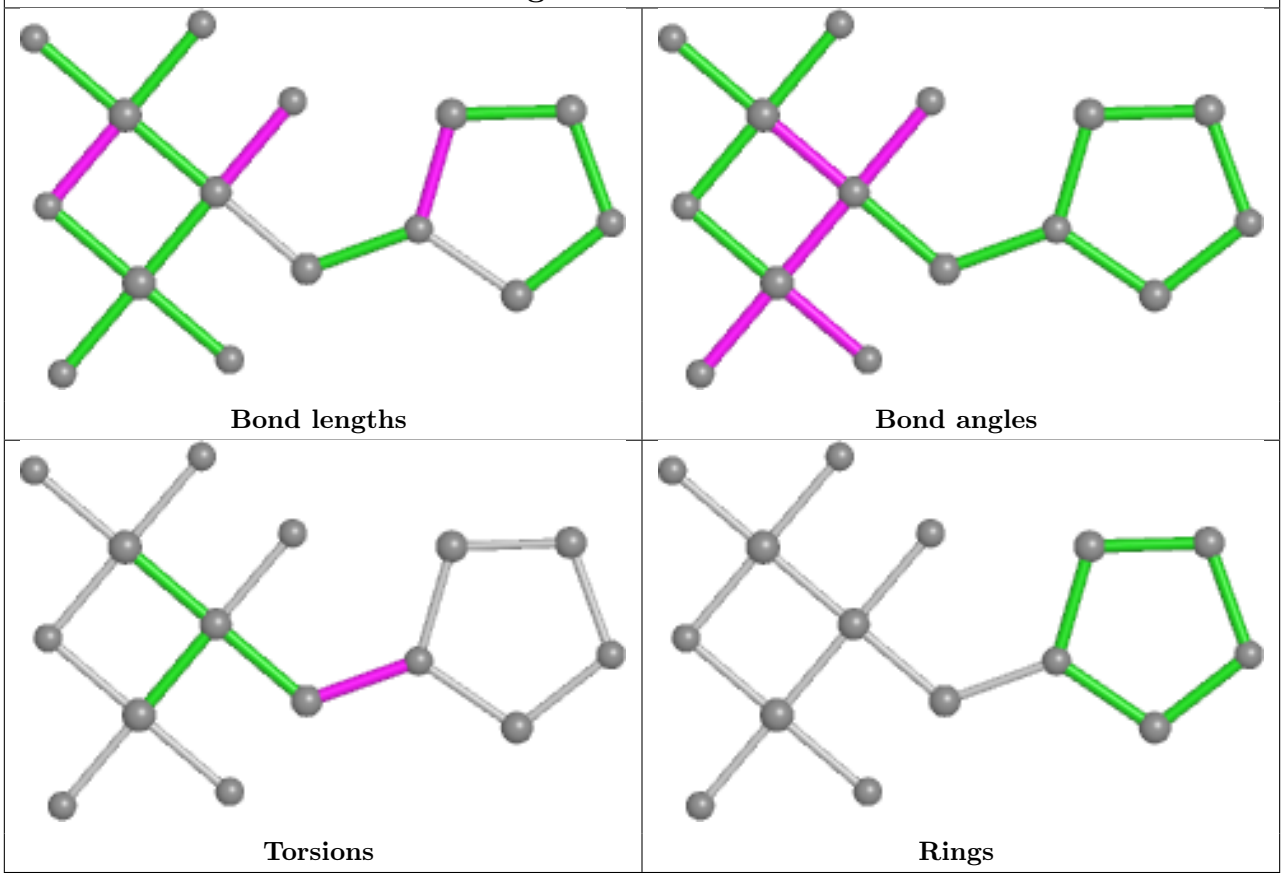

Ligand ZOL H 401

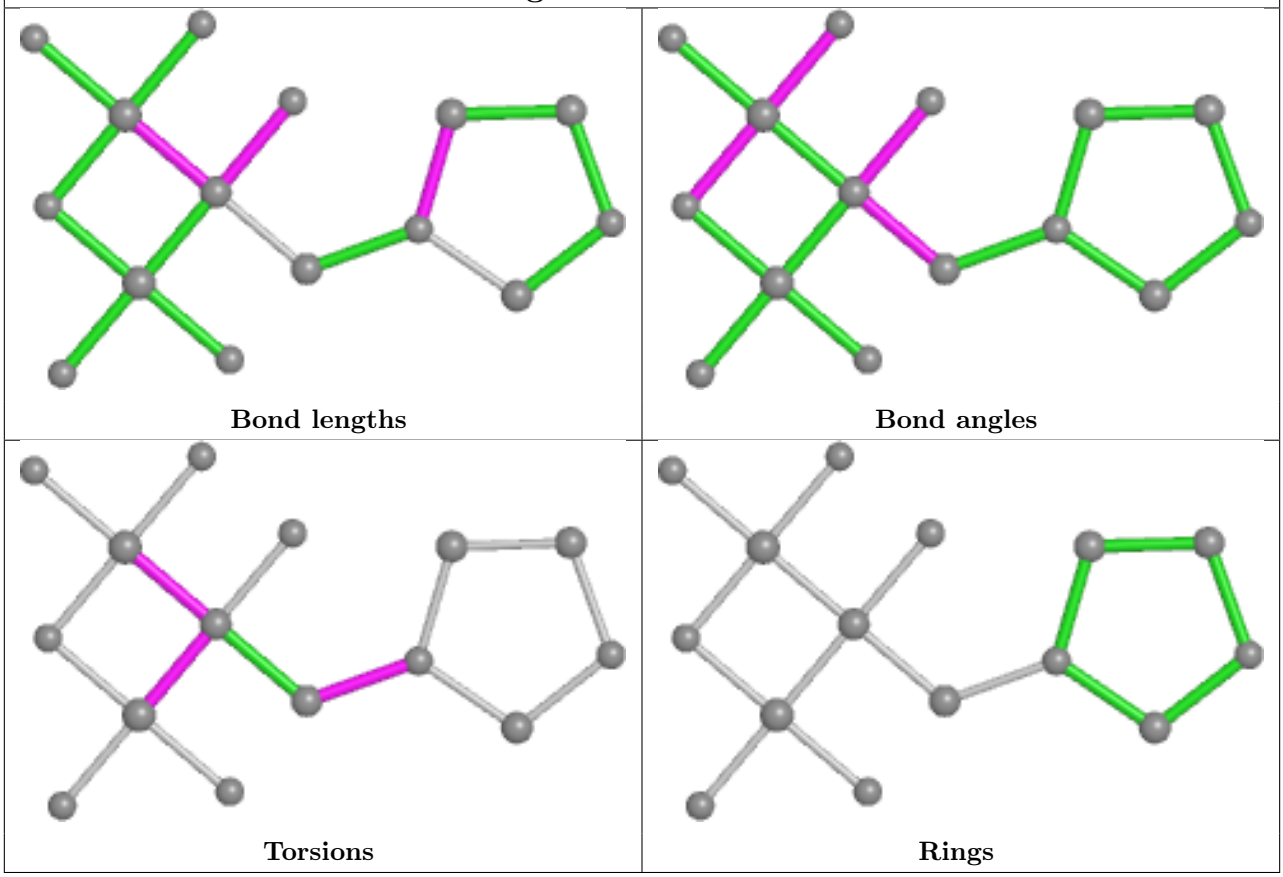

Ligand ZOL D 401

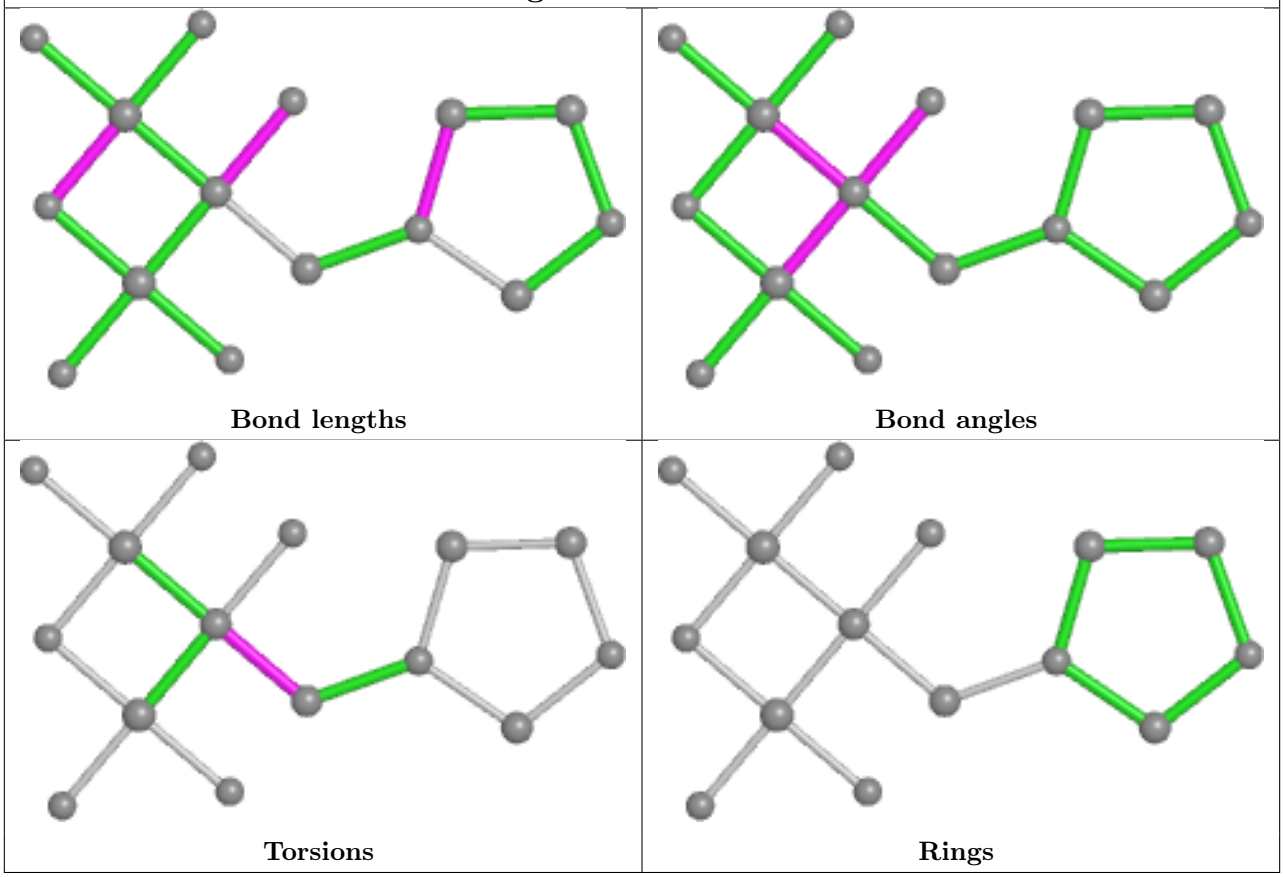

Ligand ZOL F 401

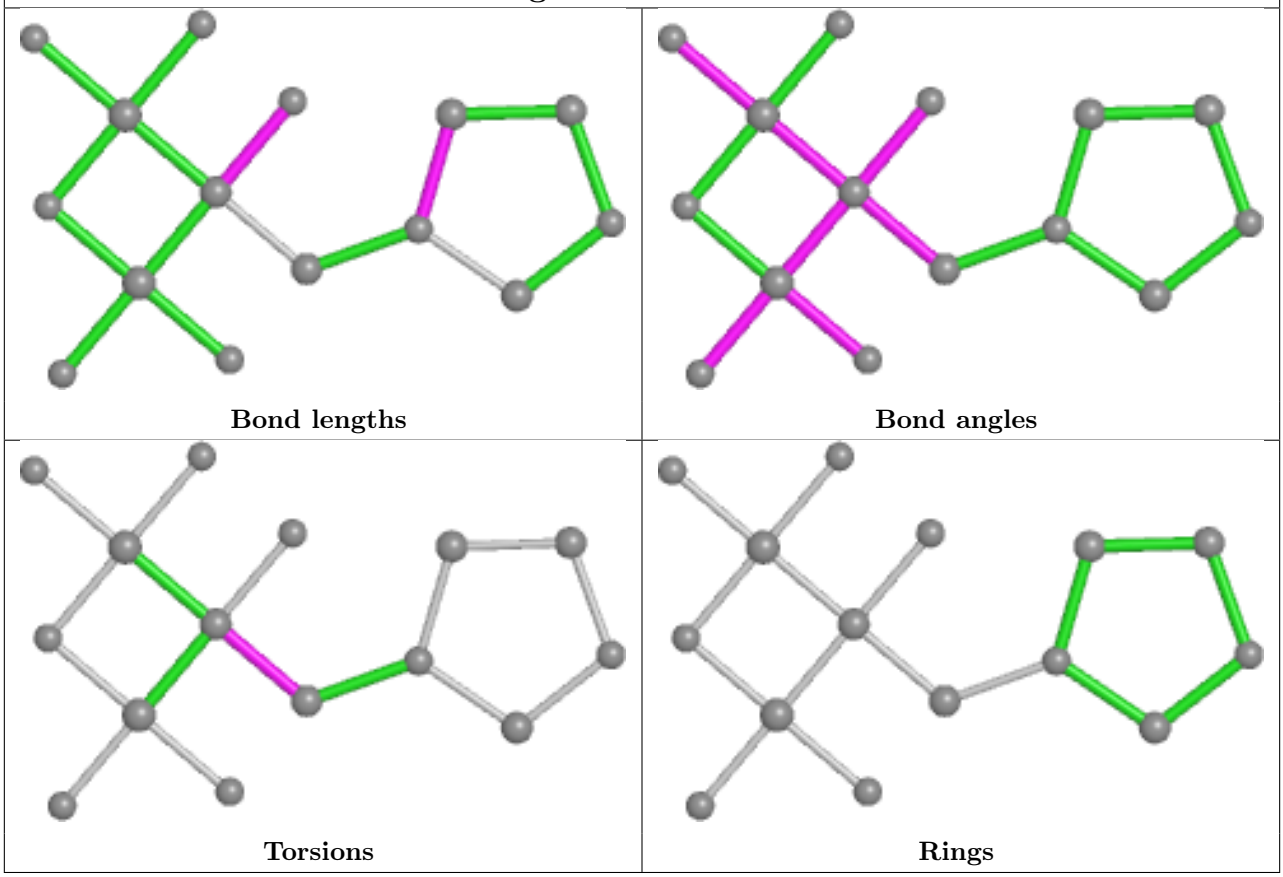

Ligand ZOL G 401

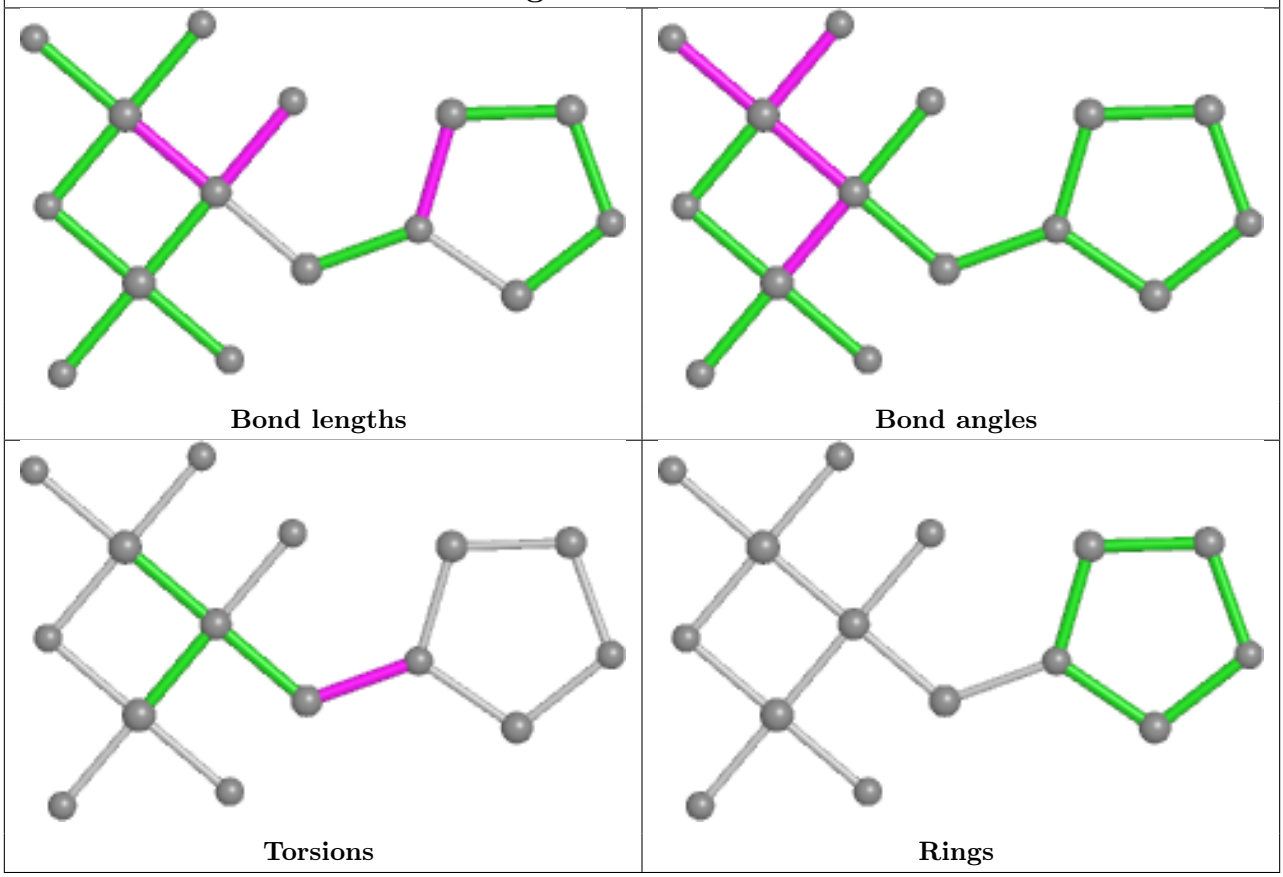

Ligand ZOL E 401

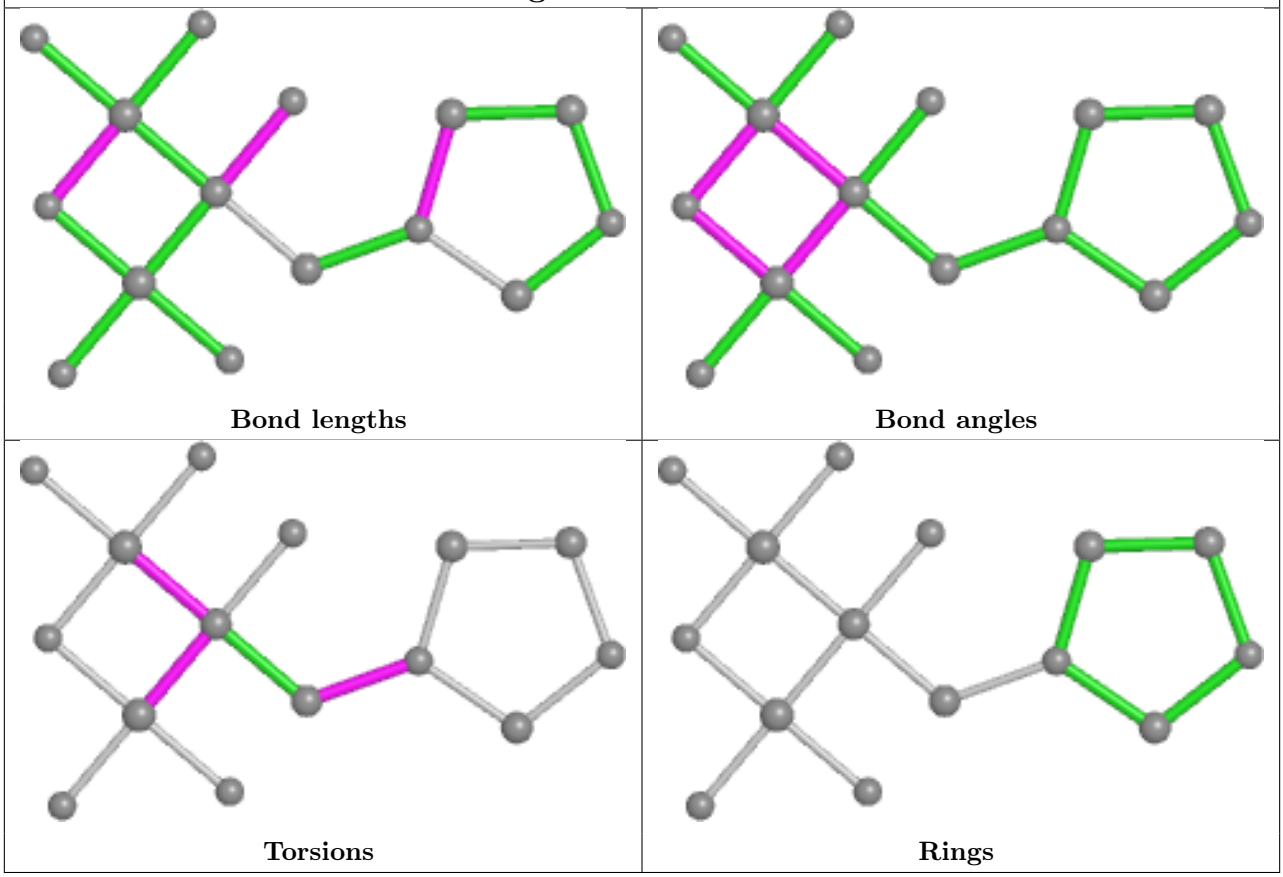

Ligand ZOL B 401

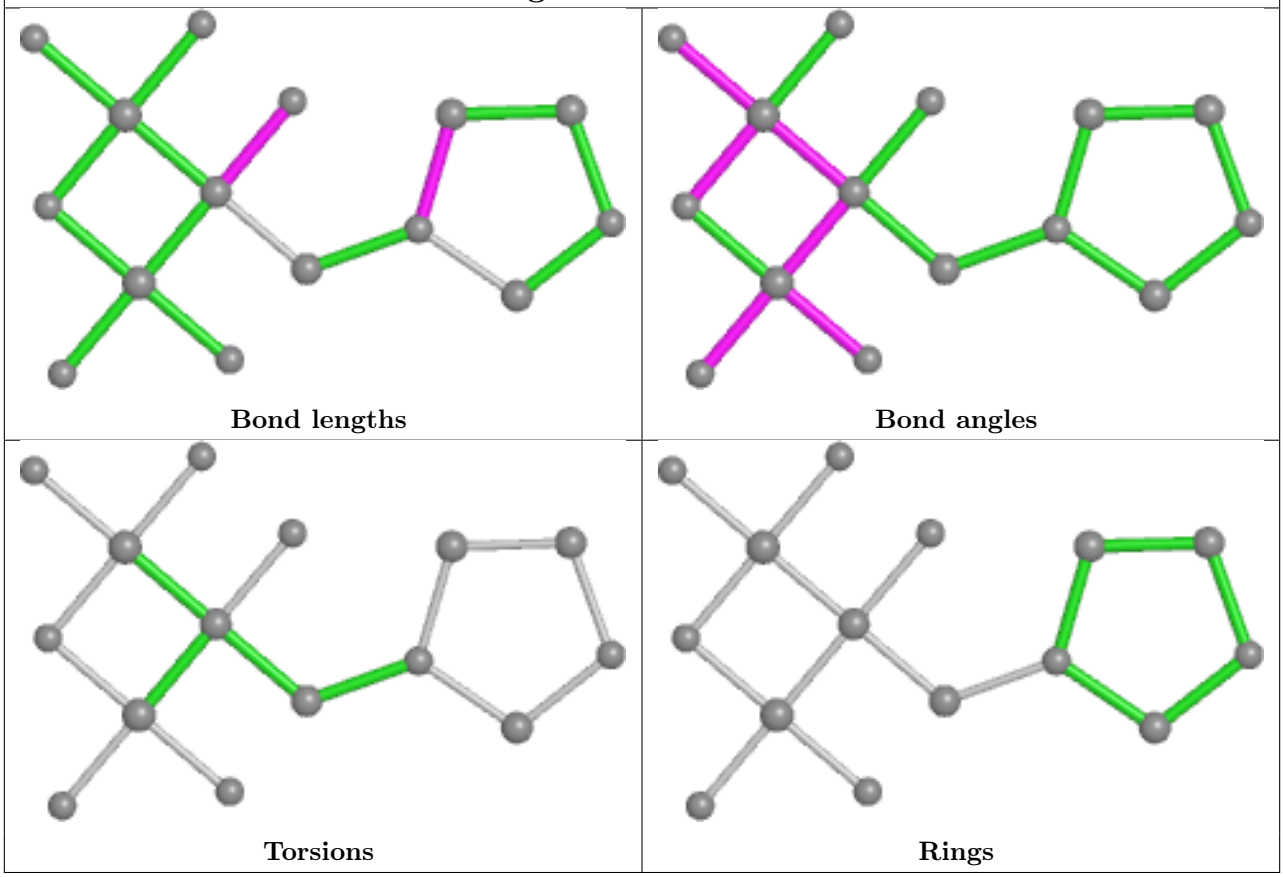

Ligand ZOL A 401

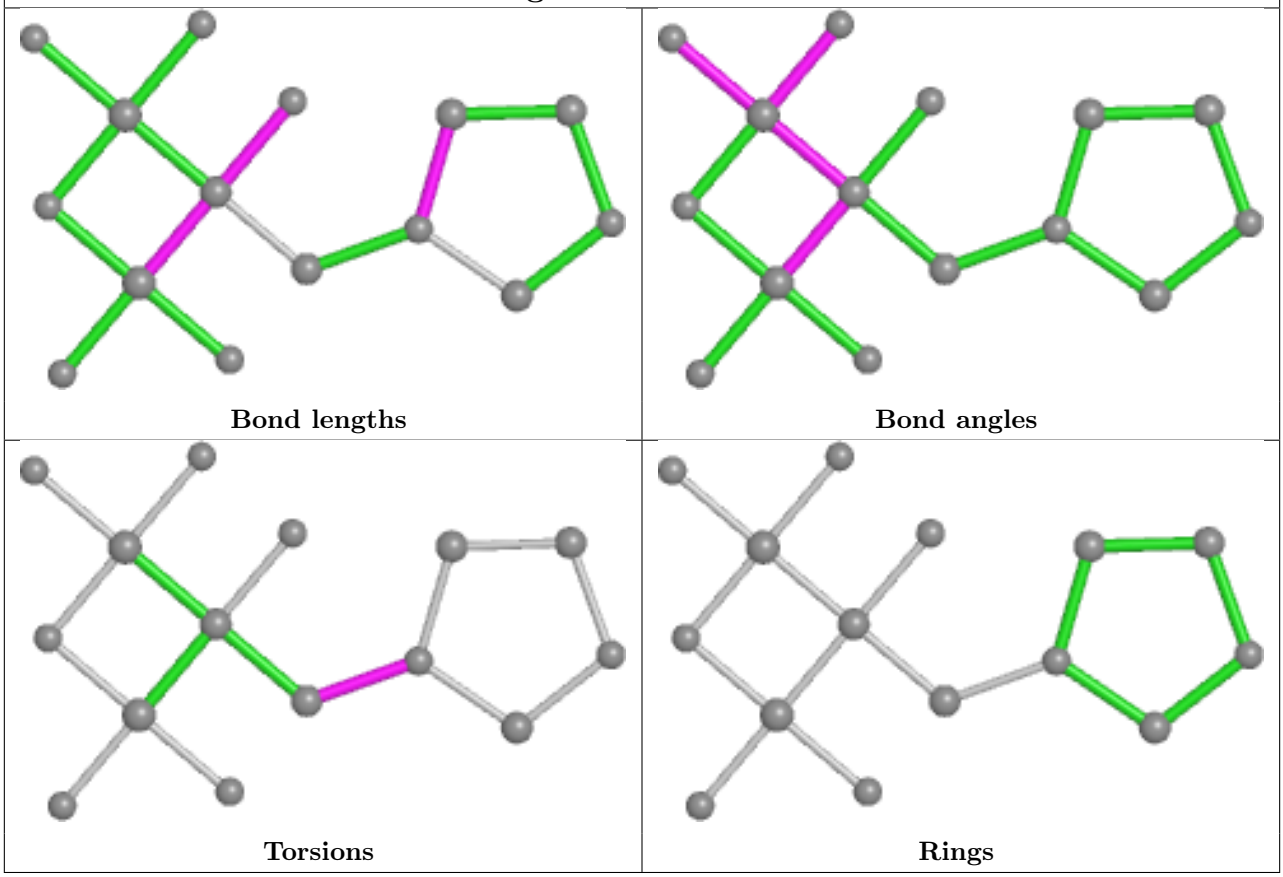

Ligand ZOL L 401

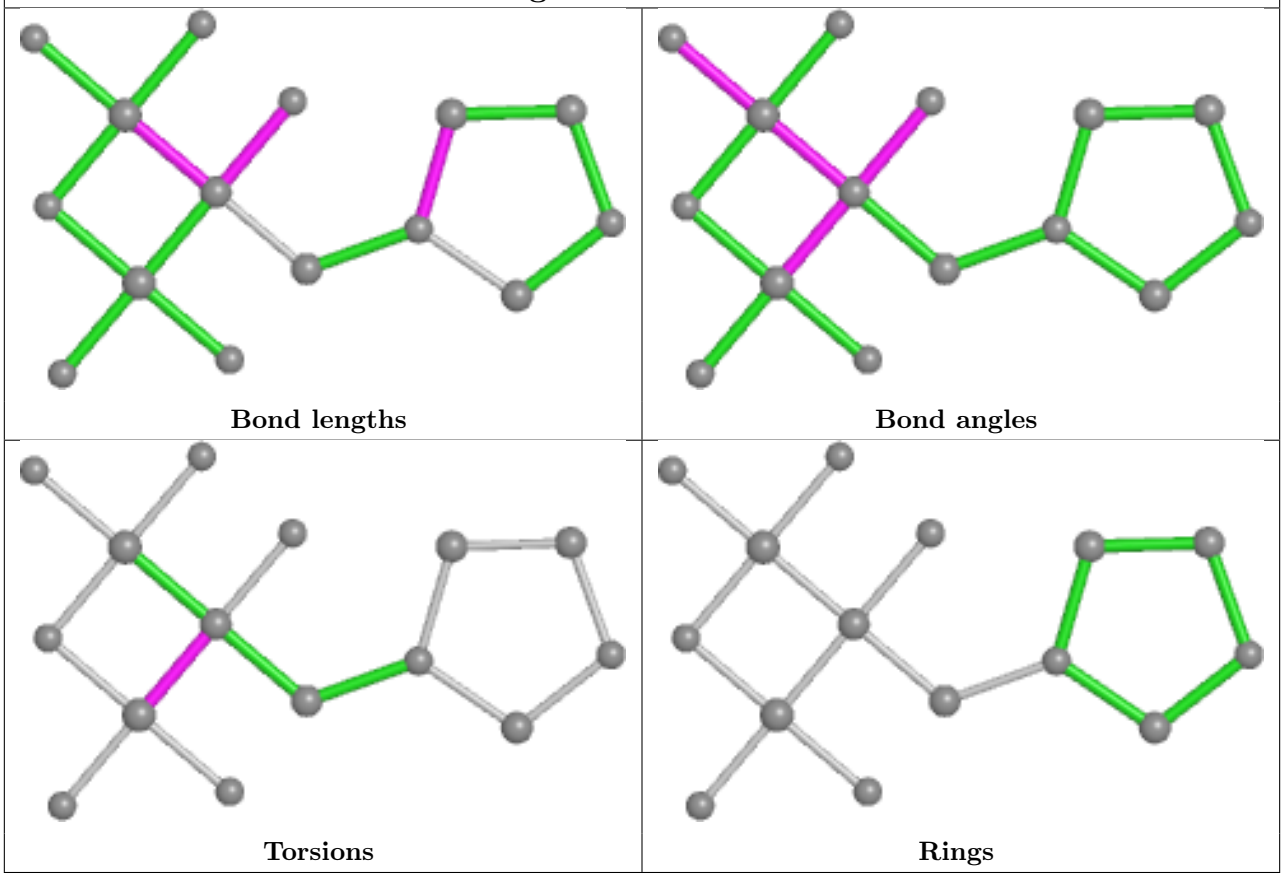

5.7 Other polymers (i)

There are no such residues in this entry.

5.8 Polymer linkage issues (i)

There are no chain breaks in this entry.

6 Fit of model and data (i)

6.1 Protein, DNA and RNA chains (i)

In the following table, the column labelled '#RSRZ> 2' contains the number (and percentage) of RSRZ outliers, followed by percent RSRZ outliers for the chain as percentile scores relative to all X-ray entries and entries of similar resolution. The OWAB column contains the minimum, median, 95th percentile and maximum values of the occupancy-weighted average B-factor per residue. The column labelled 'Q< 0.9' lists the number of (and percentage) of residues with an average occupancy less than 0.9.

Mol	Chain	Analysed	<RSRZ>	#RSRZ>2			OWAB(Å^2)	Q<0.9
1	A	286/307 (93%)	-0.50	1 (0%)	94	84	50, 78, 123, 145	0
1	B	284/307 (92%)	-0.45	1 (0%)	92	79	52, 74, 112, 130	0
1	C	288/307 (93%)	-0.50	1 (0%)	94	84	52, 82, 119, 132	0
1	D	280/307 (91%)	-0.46	0	100	100	53, 77, 122, 131	0
1	E	249/307 (81%)	-0.54	2 (0%)	86	65	61, 121, 151, 165	0
1	F	285/307 (92%)	-0.56	0	100	100	26, 84, 111, 124	0
1	G	281/307 (91%)	-0.46	0	100	100	28, 113, 146, 160	0
1	H	281/307 (91%)	-0.58	0	100	100	71, 90, 134, 145	0
1	I	276/307 (89%)	-0.55	3 (1%)	80	56	64, 118, 149, 157	0
1	J	285/307 (92%)	-0.54	0	100	100	60, 85, 117, 126	0
1	K	269/307 (87%)	-0.51	2 (0%)	87	69	63, 121, 143, 151	0
1	L	283/307 (92%)	-0.57	0	100	100	59, 87, 119, 130	0
All	All	3347/3684 (90%)	-0.52	10 (0%)	94	84	26, 91, 140, 165	0

All (10) RSRZ outliers are listed below:

Mol	Chain	Res	Type	RSRZ
1	I	260	THR	3.7
1	B	23	PRO	3.6
1	K	166	PHE	2.7
1	K	216	PRO	2.5
1	E	184	PHE	2.5
1	E	139	PRO	2.4
1	C	4	THR	2.2
1	I	240	ASN	2.1
1	I	257	PHE	2.1
1	A	5	GLN	2.1

6.2 Non-standard residues in protein, DNA, RNA chains (i)

There are no non-standard protein/DNA/RNA residues in this entry.

6.3 Carbohydrates (i)

There are no monosaccharides in this entry.

6.4 Ligands (i)

In the following table, the Atoms column lists the number of modelled atoms in the group and the number defined in the chemical component dictionary. The B-factors column lists the minimum, median, 95th percentile and maximum values of B factors of atoms in the group. The column labelled 'Q< 0.9' lists the number of atoms with occupancy less than 0.9.

Mol	Type	Chain	Res	Atoms	RSCC	RSR	B-factors(Å^2)	Q<0.9
3	MG	I	402	1/1	0.77	0.15	102,102,102,102	0
3	MG	C	402	1/1	0.88	0.26	60,60,60,60	0
3	MG	H	402	1/1	0.90	0.15	90,90,90,90	0
3	MG	H	404	1/1	0.90	0.28	79,79,79,79	0
3	MG	C	403	1/1	0.90	0.20	62,62,62,62	0
3	MG	I	404	1/1	0.90	0.21	86,86,86,86	0
2	ZOL	H	401	16/16	0.91	0.19	84,88,93,94	0
3	MG	E	403	1/1	0.91	0.20	94,94,94,94	0
3	MG	K	402	1/1	0.91	0.06	98,98,98,98	0
3	MG	L	402	1/1	0.91	0.22	81,81,81,81	0
2	ZOL	F	401	16/16	0.92	0.19	76,79,84,85	0
3	MG	J	402	1/1	0.93	0.20	74,74,74,74	0
3	MG	F	403	1/1	0.93	0.19	67,67,67,67	0
3	MG	F	404	1/1	0.93	0.30	70,70,70,70	0
2	ZOL	D	401	16/16	0.94	0.18	60,64,69,70	0
3	MG	E	402	1/1	0.94	0.14	102,102,102,102	0
2	ZOL	G	401	16/16	0.94	0.13	102,106,111,112	0
3	MG	I	403	1/1	0.95	0.14	91,91,91,91	0
2	ZOL	I	401	16/16	0.95	0.13	97,100,105,106	0
2	ZOL	J	401	16/16	0.95	0.18	70,74,79,80	0
3	MG	J	403	1/1	0.95	0.19	71,71,71,71	0
2	ZOL	L	401	16/16	0.95	0.18	79,83,88,89	0
3	MG	K	404	1/1	0.95	0.17	90,90,90,90	0
2	ZOL	A	401	16/16	0.95	0.12	61,65,70,71	0
2	ZOL	C	401	16/16	0.96	0.20	63,67,72,73	0
3	MG	H	403	1/1	0.96	0.13	77,77,77,77	0
2	ZOL	K	401	16/16	0.96	0.10	92,96,101,102	0

Continued on next page...

Continued from previous page...

Mol	Type	Chain	Res	Atoms	RSCC	RSR	B-factors(Å^2)	Q<0.9
3	MG	D	403	1/1	0.96	0.20	51,51,51,51	0
2	ZOL	B	401	16/16	0.96	0.19	61,64,69,71	0
3	MG	A	402	1/1	0.96	0.23	57,57,57,57	0
3	MG	E	404	1/1	0.96	0.19	93,93,93,93	0
3	MG	F	402	1/1	0.96	0.18	75,75,75,75	0
3	MG	B	402	1/1	0.96	0.26	68,68,68,68	0
3	MG	B	403	1/1	0.96	0.10	59,59,59,59	0
3	MG	G	402	1/1	0.96	0.19	99,99,99,99	0
2	ZOL	E	401	16/16	0.97	0.13	98,101,107,108	0
3	MG	D	404	1/1	0.97	0.15	49,49,49,49	0
3	MG	J	404	1/1	0.97	0.26	67,67,67,67	0
3	MG	A	403	1/1	0.97	0.09	54,54,54,54	0
3	MG	K	403	1/1	0.97	0.15	85,85,85,85	0
3	MG	C	404	1/1	0.97	0.28	53,53,53,53	0
3	MG	D	402	1/1	0.97	0.25	63,63,63,63	0
3	MG	G	404	1/1	0.98	0.22	92,92,92,92	0
3	MG	A	404	1/1	0.98	0.22	47,47,47,47	0
3	MG	L	403	1/1	0.98	0.23	73,73,73,73	0
3	MG	L	404	1/1	0.98	0.28	75,75,75,75	0
3	MG	B	404	1/1	0.99	0.25	51,51,51,51	0
3	MG	G	403	1/1	0.99	0.07	98,98,98,98	0

The following is a graphical depiction of the model fit to experimental electron density of all instances of the Ligand of Interest. In addition, ligands with molecular weight > 250 and outliers as shown on the geometry validation Tables will also be included. Each fit is shown from different orientation to approximate a three-dimensional view.

Electron density around ZOL H 401:

$2mF_o$-DF_c (at 0.7 rmsd) in gray
mF_o-DF_c (at 3 rmsd) in purple (negative)
and green (positive)

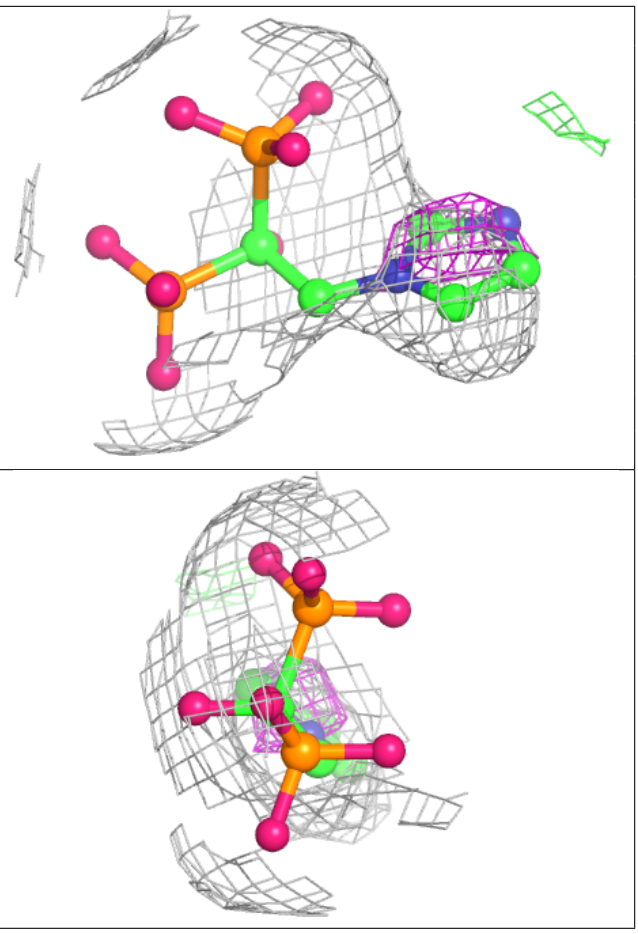

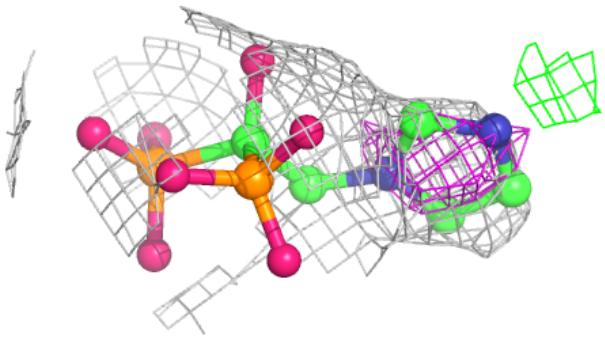

Electron density around ZOL F 401:

$2mF_o$-DF_c (at 0.7 rmsd) in gray
mF_o-DF_c (at 3 rmsd) in purple (negative)
and green (positive)

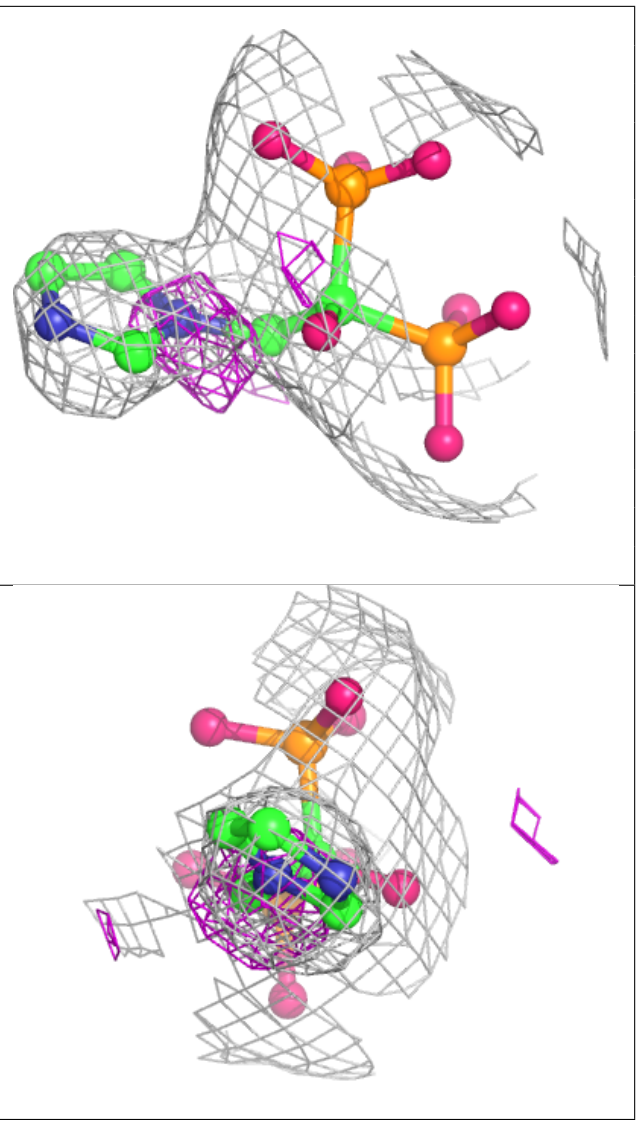

Electron density around ZOL D 401:

$2mF_o$-DF_c (at 0.7 rmsd) in gray
mF_o-DF_c (at 3 rmsd) in purple (negative)
and green (positive)

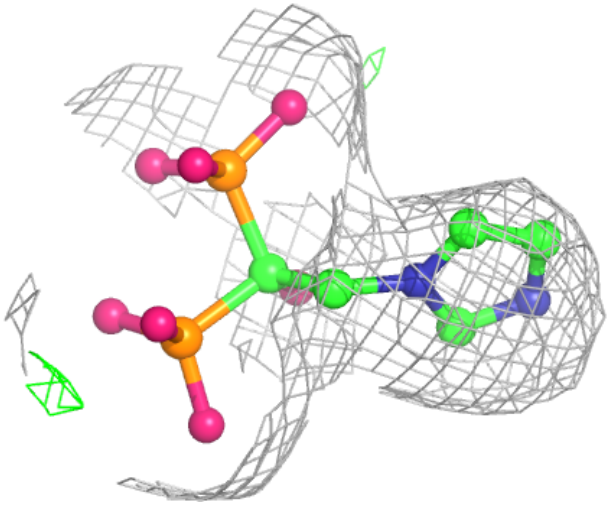

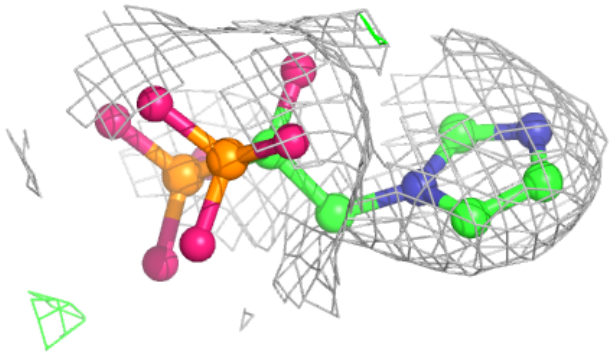

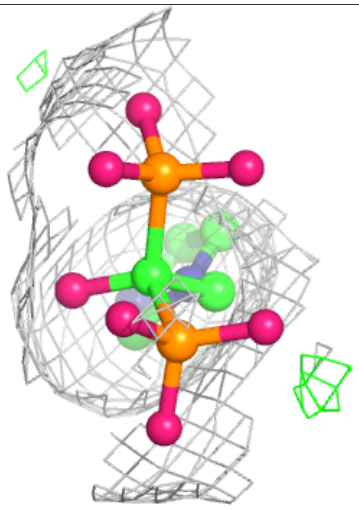

Electron density around ZOL G 401:

$2mF_o$-DF_c (at 0.7 rmsd) in gray
mF_o-DF_c (at 3 rmsd) in purple (negative)
and green (positive)

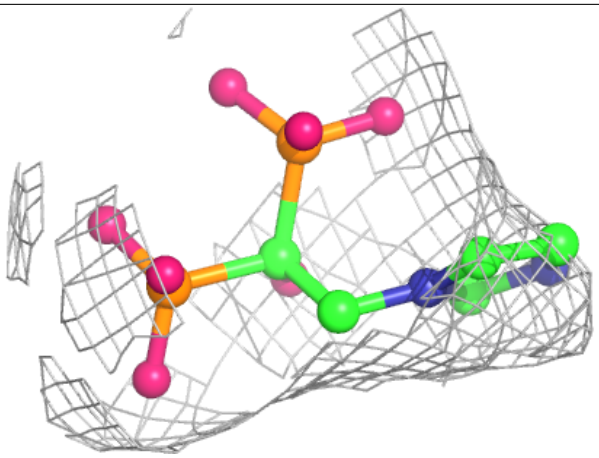

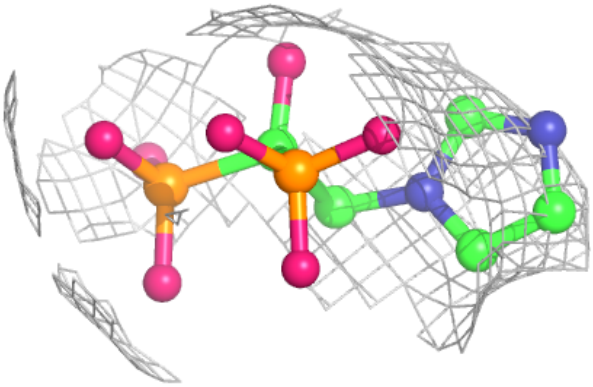

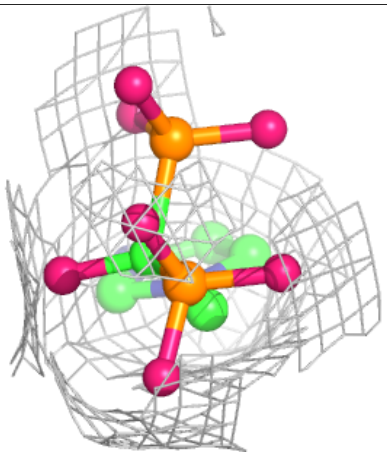

Electron density around ZOL I 401:

$2mF_o$-DF_c (at 0.7 rmsd) in gray
mF_o-DF_c (at 3 rmsd) in purple (negative)
and green (positive)

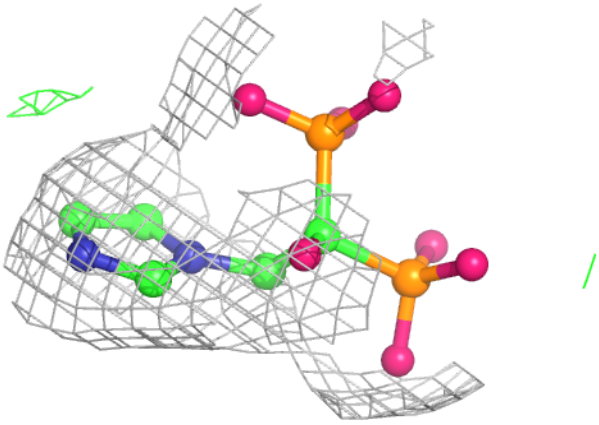

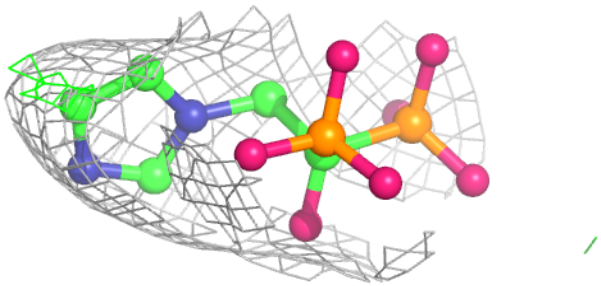

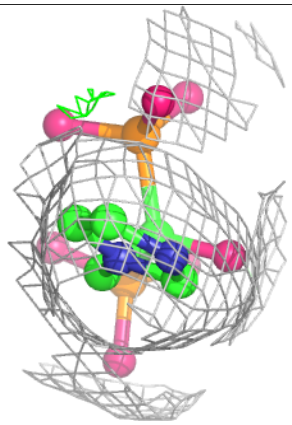

Electron density around ZOL J 401:

$2mF_o$-DF_c (at 0.7 rmsd) in gray
mF_o-DF_c (at 3 rmsd) in purple (negative)
and green (positive)

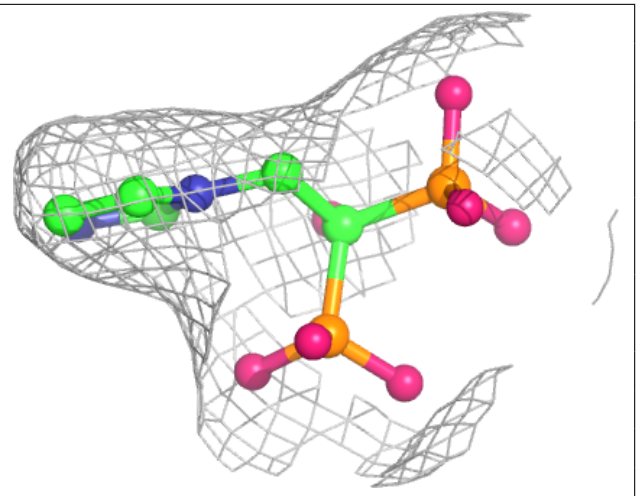

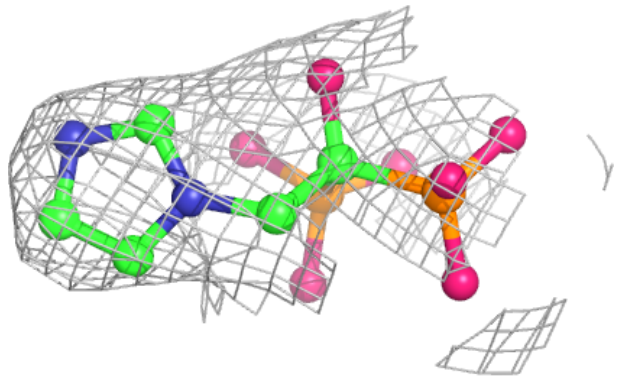

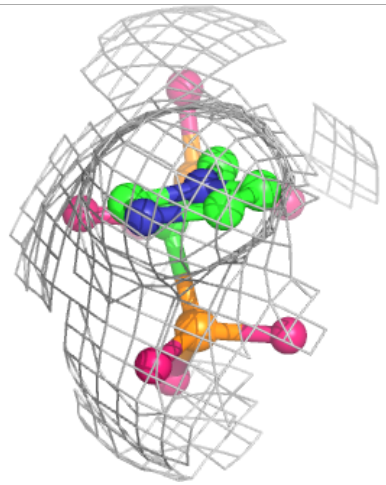

Electron density around ZOL L 401:

$2mF_o$-DF_c (at 0.7 rmsd) in gray
mF_o-DF_c (at 3 rmsd) in purple (negative)
and green (positive)

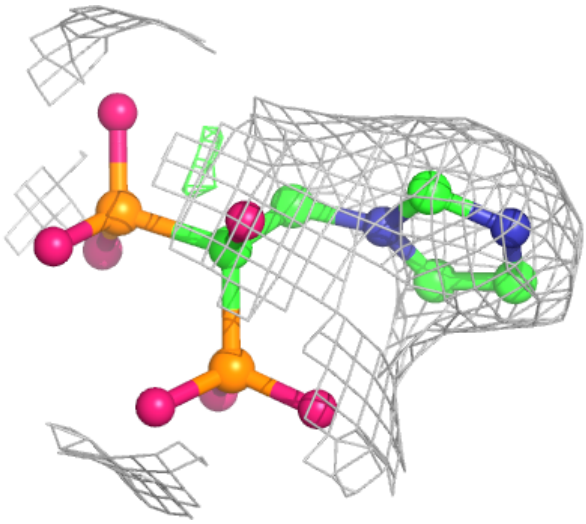

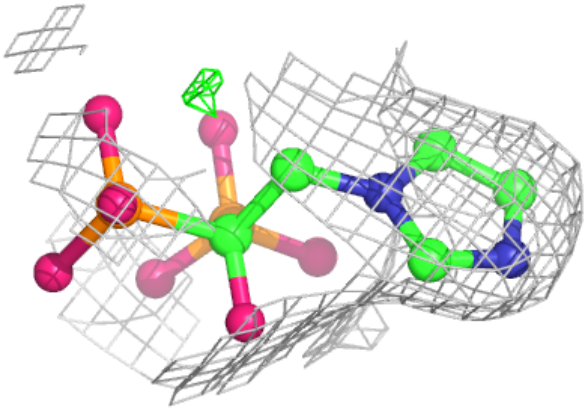

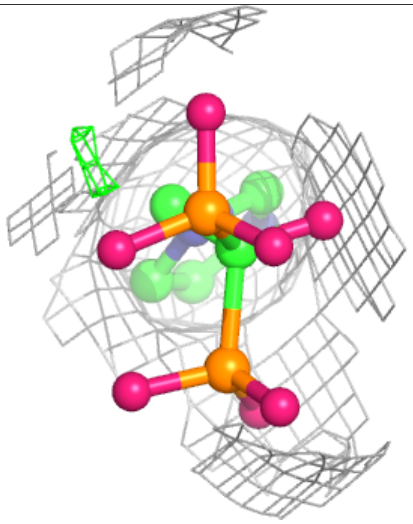

Electron density around ZOL A 401:

$2mF_o$-DF_c (at 0.7 rmsd) in gray
mF_o-DF_c (at 3 rmsd) in purple (negative)
and green (positive)

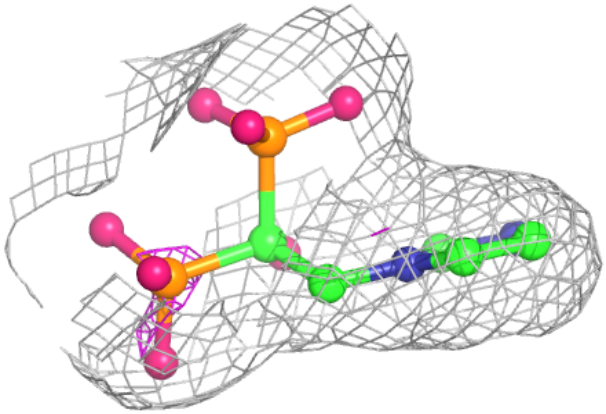

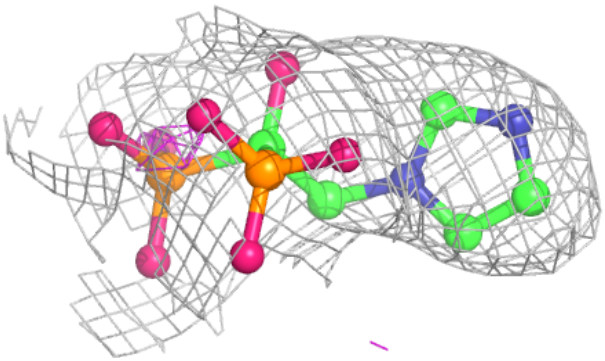

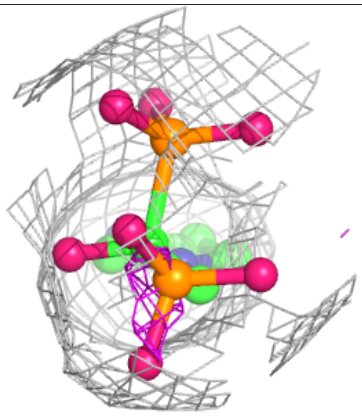

Electron density around ZOL C 401:

2mF$_o$-DF$_c$ (at 0.7 rmsd) in gray
mF$_o$-DF$_c$ (at 3 rmsd) in purple (negative)
and green (positive)

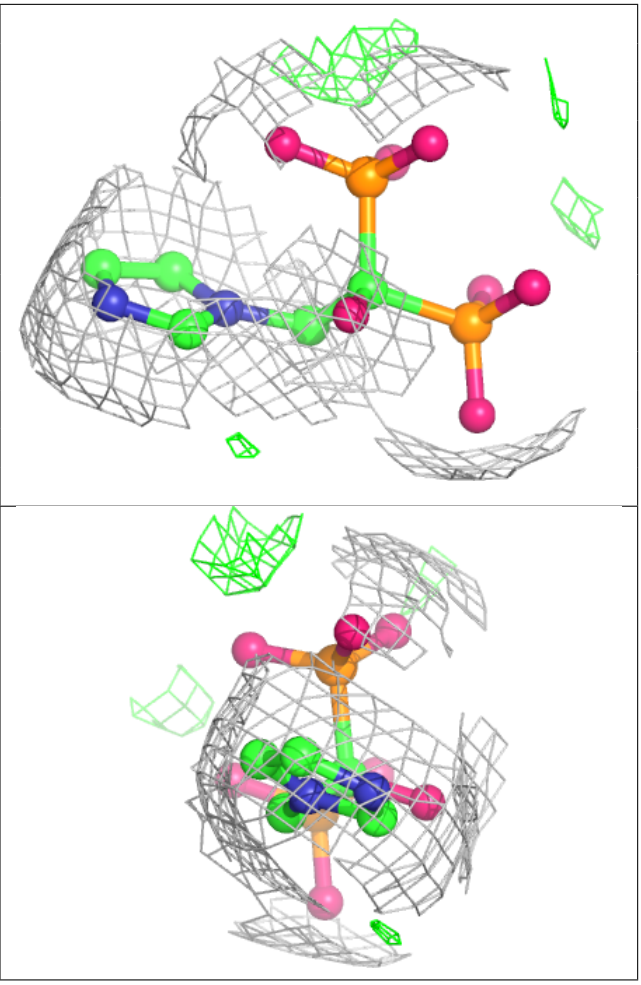

Electron density around ZOL K 401:

$2mF_o$-DF_c (at 0.7 rmsd) in gray
mF_o-DF_c (at 3 rmsd) in purple (negative)
and green (positive)

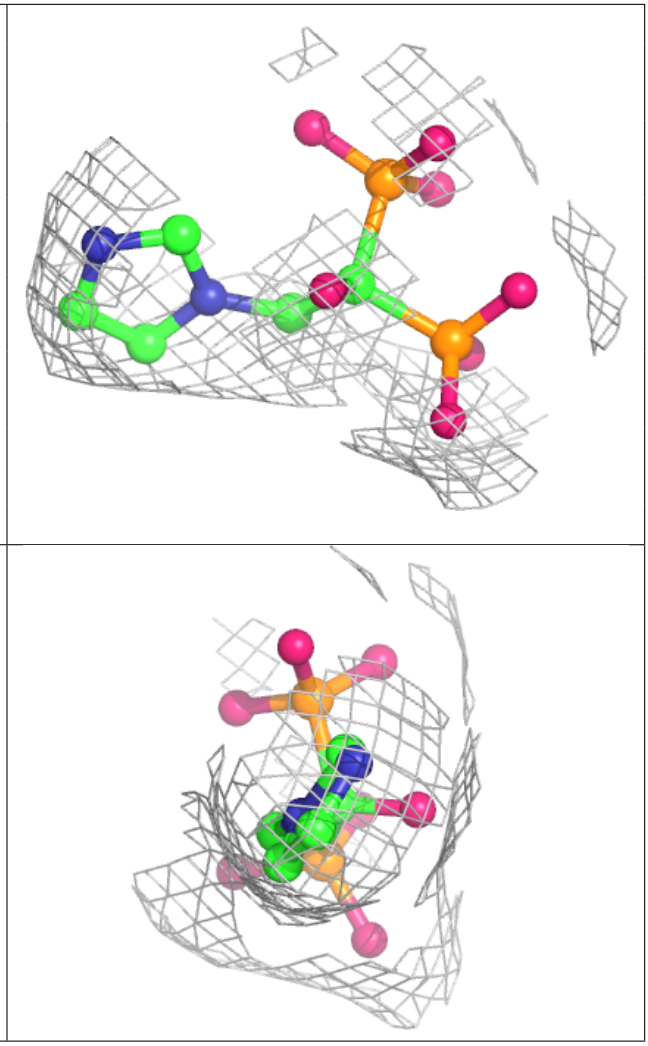

Electron density around ZOL B 401:

$2mF_o$-DF_c (at 0.7 rmsd) in gray
mF_o-DF_c (at 3 rmsd) in purple (negative)
and green (positive)

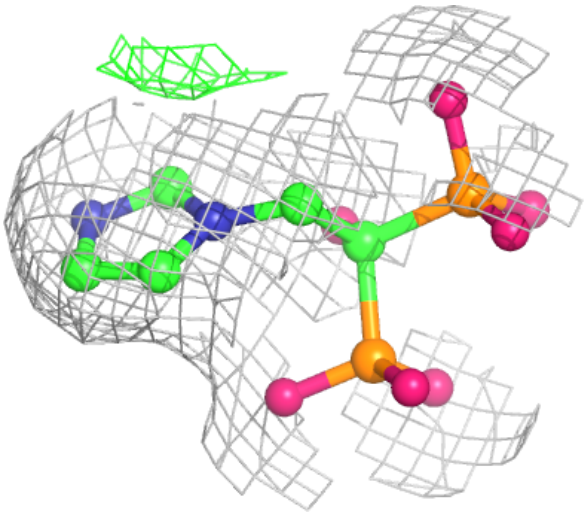

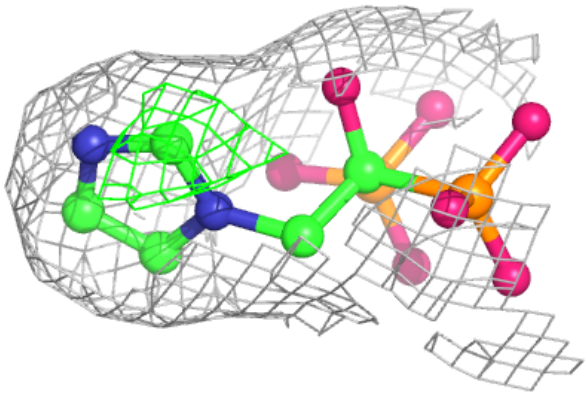

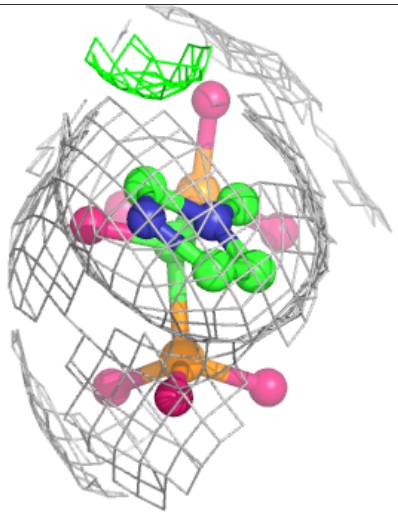

Electron density around ZOL E 401:

2mF$_o$-DF$_c$ (at 0.7 rmsd) in gray
mF$_o$-DF$_c$ (at 3 rmsd) in purple (negative)
and green (positive)

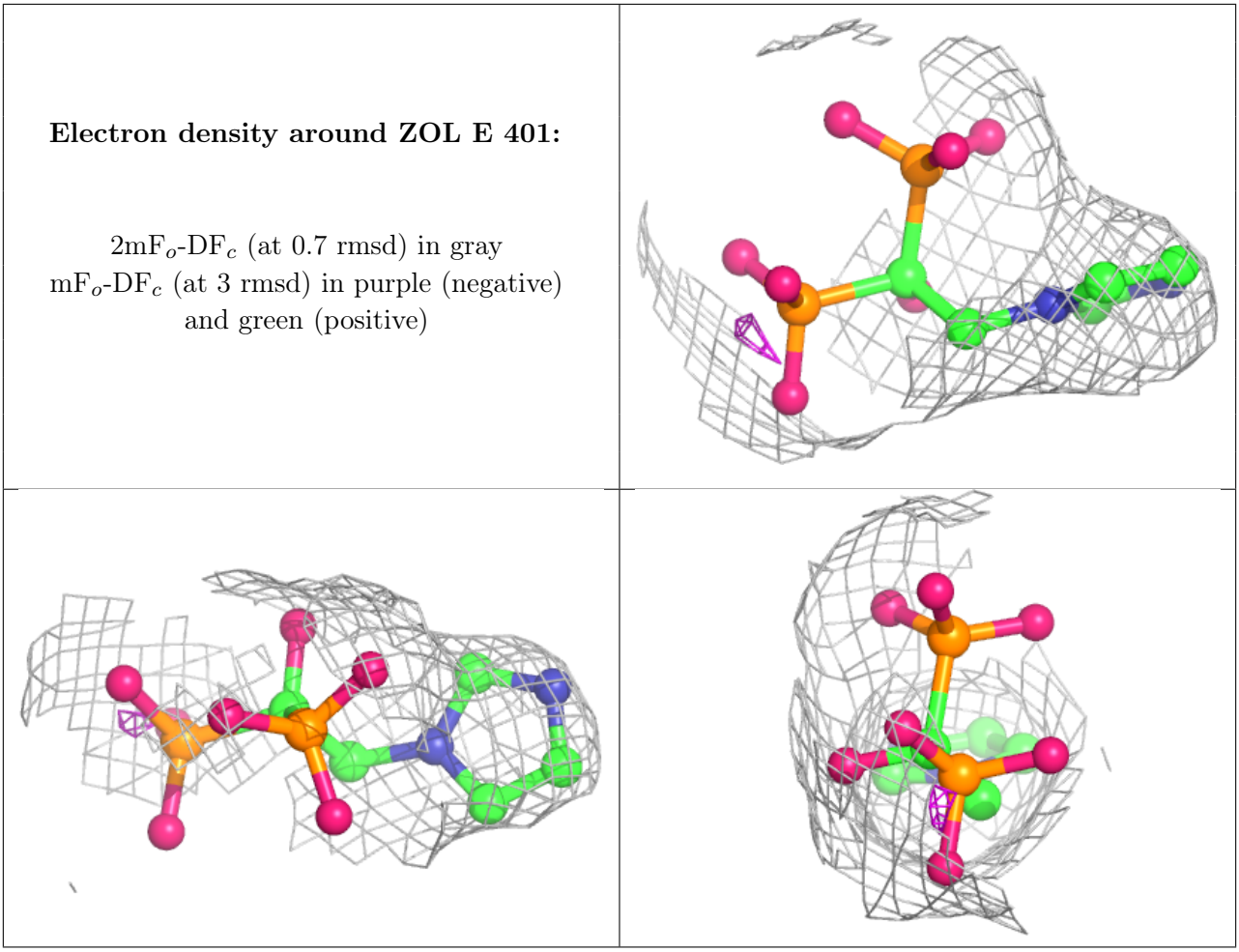

6.5 Other polymers (i)

There are no such residues in this entry.