Full wwPDB EM Validation Report (i)

Apr 28, 2024 – 01:38 pm BST

PDB ID	:	4C4Q
EMDB ID	:	EMD-2450
Title	:	Cryo-EM map of the CSFV IRES in complex with the small ribosomal 40S subunit and DHX29
Authors	:	Hashem, Y.; desGeorges, A.; Dhote, V.; Langlois, R.; Liao, H.Y.; Grassucci, R.A.; Pestova, T.V.; Hellen, C.U.T.; Frank, J.
Deposited on	:	2013-09-07
Resolution	:	8.50 Å(reported)
Based on initial model	:	2XZM

This is a Full wwPDB EM Validation Report for a publicly released PDB entry.

We welcome your comments at *validation@mail.wwpdb.org*
A user guide is available at
https://www.wwpdb.org/validation/2017/EMValidationReportHelp
with specific help available everywhere you see the (i) symbol.

The types of validation reports are described at
http://www.wwpdb.org/validation/2017/FAQs#types.

The following versions of software and data (see references (i)) were used in the production of this report:

EMDB validation analysis	:	0.0.1.dev92
MolProbity	:	4.02b-467
Percentile statistics	:	20191225.v01 (using entries in the PDB archive December 25th 2019)
MapQ	:	1.9.13
Ideal geometry (proteins)	:	Engh & Huber (2001)
Ideal geometry (DNA, RNA)	:	Parkinson et al. (1996)
Validation Pipeline (wwPDB-VP)	:	2.36.2

1 Overall quality at a glance (i)

The following experimental techniques were used to determine the structure:
ELECTRON MICROSCOPY

The reported resolution of this entry is 8.50 Å.

Percentile scores (ranging between 0-100) for global validation metrics of the entry are shown in the following graphic. The table shows the number of entries on which the scores are based.

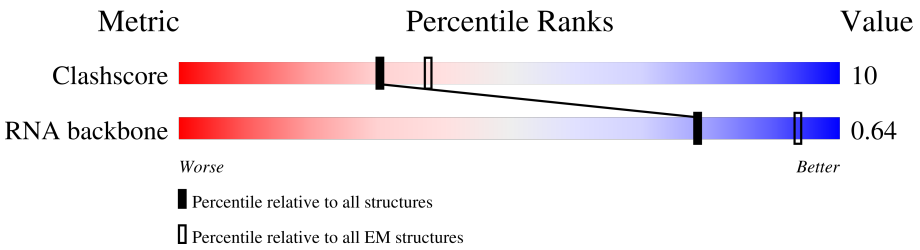

Metric	Whole archive (#Entries)	EM structures (#Entries)
Clashscore	158937	4297
RNA backbone	4643	859

The table below summarises the geometric issues observed across the polymeric chains and their fit to the map. The red, orange, yellow and green segments of the bar indicate the fraction of residues that contain outliers for >=3, 2, 1 and 0 types of geometric quality criteria respectively. A grey segment represents the fraction of residues that are not modelled. The numeric value for each fraction is indicated below the corresponding segment, with a dot representing fractions <=5% The upper red bar (where present) indicates the fraction of residues that have poor fit to the EM map (all-atom inclusion < 40%). The numeric value is given above the bar.

Mol	Chain	Length	Quality of chain
1	N	233	8% 27% 43% 30%

2 Entry composition (i)

There is only 1 type of molecule in this entry. The entry contains 4986 atoms, of which 0 are hydrogens and 0 are deuteriums.

In the tables below, the AltConf column contains the number of residues with at least one atom in alternate conformation and the Trace column contains the number of residues modelled with at most 2 atoms.

- Molecule 1 is a RNA chain called INTERNAL RIBOSOMAL ENTRY SITE.

Mol	Chain	Residues	Atoms					AltConf	Trace
			Total	C	N	O	P		
1	N	233	4986	2225	908	1621	232	0	0

3 Residue-property plots (i)

These plots are drawn for all protein, RNA, DNA and oligosaccharide chains in the entry. The first graphic for a chain summarises the proportions of the various outlier classes displayed in the second graphic. The second graphic shows the sequence view annotated by issues in geometry and atom inclusion in map density. Residues are color-coded according to the number of geometric quality criteria for which they contain at least one outlier: green = 0, yellow = 1, orange = 2 and red = 3 or more. A red diamond above a residue indicates a poor fit to the EM map for this residue (all-atom inclusion < 40%). Stretches of 2 or more consecutive residues without any outlier are shown as a green connector. Residues present in the sample, but not in the model, are shown in grey.

- Molecule 1: INTERNAL RIBOSOMAL ENTRY SITE

Chain N: 8% 27% 43% 30%

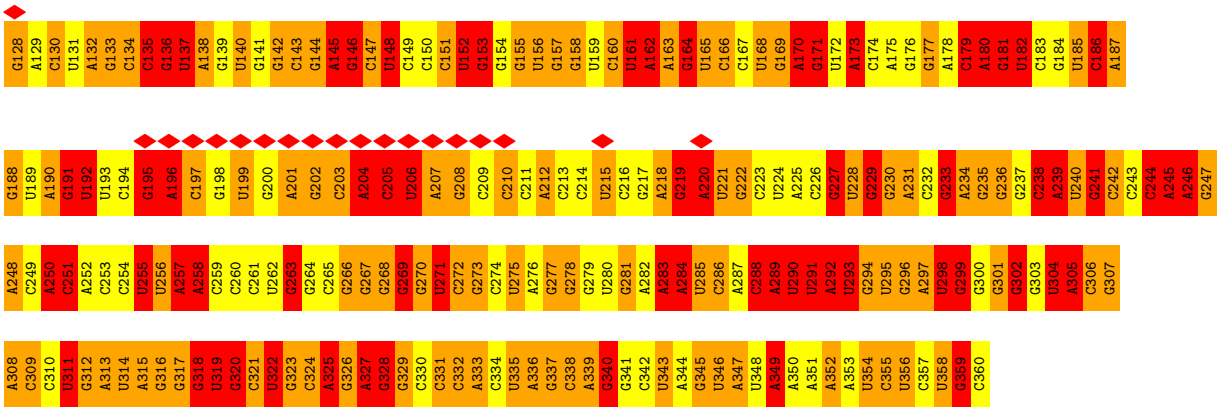

4 Experimental information (i)

Property	Value	Source
EM reconstruction method	SINGLE PARTICLE	Depositor
Imposed symmetry	POINT, C1	Depositor
Number of particles used	72900	Depositor
Resolution determination method	Not provided	
CTF correction method	EACH PARTICLE	Depositor
Microscope	FEI TECNAI F20	Depositor
Voltage (kV)	120	Depositor
Electron dose ($e^-/Å^2$)	12	Depositor
Minimum defocus (nm)	1000	Depositor
Maximum defocus (nm)	4000	Depositor
Magnification	51570	Depositor
Image detector	GATAN ULTRASCAN 4000 (4k x 4k)	Depositor
Maximum map value	0.311	Depositor
Minimum map value	-0.095	Depositor
Average map value	-0.000	Depositor
Map value standard deviation	0.020	Depositor
Recommended contour level	0.07	Depositor
Map size (Å)	493.89996, 493.89996, 493.89996	wwPDB
Map dimensions	220, 220, 220	wwPDB
Map angles (°)	90.0, 90.0, 90.0	wwPDB
Pixel spacing (Å)	2.245, 2.245, 2.245	Depositor

5 Model quality (i)

5.1 Standard geometry (i)

The Z score for a bond length (or angle) is the number of standard deviations the observed value is removed from the expected value. A bond length (or angle) with $|Z| > 5$ is considered an outlier worth inspection. RMSZ is the root-mean-square of all Z scores of the bond lengths (or angles).

Mol	Chain	Bond lengths		Bond angles	
		RMSZ	#$\|Z\|$ >5	RMSZ	#$\|Z\|$ >5
1	N	3.32	735/5579 (13.2%)	3.44	1129/8700 (13.0%)

Chiral center outliers are detected by calculating the chiral volume of a chiral center and verifying if the center is modelled as a planar moiety or with the opposite hand.A planarity outlier is detected by checking planarity of atoms in a peptide group, atoms in a mainchain group or atoms of a sidechain that are expected to be planar.

Mol	Chain	#Chirality outliers	#Planarity outliers
1	N	0	122

All (735) bond length outliers are listed below:

Mol	Chain	Res	Type	Atoms	Z	Observed(Å)	Ideal(Å)
1	N	283	A	N9-C4	17.10	1.48	1.37
1	N	307	G	O3'-P	-15.46	1.42	1.61
1	N	323	G	N9-C8	-15.46	1.27	1.37
1	N	151	C	N1-C6	14.29	1.45	1.37
1	N	183	C	N1-C6	13.73	1.45	1.37
1	N	326	G	N7-C5	13.58	1.47	1.39
1	N	297	A	N7-C5	-12.89	1.31	1.39
1	N	328	G	C6-N1	-12.78	1.30	1.39
1	N	157	G	C6-N1	12.71	1.48	1.39
1	N	160	C	N3-C4	12.45	1.42	1.33
1	N	273	G	N7-C5	12.25	1.46	1.39
1	N	208	G	C2-N3	11.77	1.42	1.32
1	N	208	G	N9-C4	11.76	1.47	1.38
1	N	294	G	N9-C8	11.63	1.46	1.37
1	N	155	G	C8-N7	11.59	1.38	1.30
1	N	152	U	N1-C6	-11.29	1.27	1.38
1	N	240	U	N1-C6	11.21	1.48	1.38
1	N	307	G	N7-C5	11.07	1.45	1.39
1	N	133	G	C4'-C3'	-11.06	1.41	1.53
1	N	284	A	O4'-C1'	-11.00	1.27	1.41

Continued on next page...

Continued from previous page...

Mol	Chain	Res	Type	Atoms	Z	Observed(Å)	Ideal(Å)
1	N	283	A	C5-C4	10.97	1.46	1.38
1	N	181	G	C8-N7	-10.81	1.24	1.30
1	N	186	C	C3'-O3'	10.67	1.57	1.42
1	N	252	A	N7-C5	-10.67	1.32	1.39
1	N	251	C	N1-C6	10.60	1.43	1.37
1	N	138	A	N3-C4	10.57	1.41	1.34
1	N	196	A	N3-C4	10.42	1.41	1.34
1	N	249	C	P-O5'	-10.28	1.49	1.59
1	N	303	G	C2-N3	10.16	1.40	1.32
1	N	342	C	N1-C6	-10.15	1.31	1.37
1	N	164	G	O3'-P	-10.15	1.49	1.61
1	N	315	A	N9-C4	-10.06	1.31	1.37
1	N	329	G	N9-C8	10.05	1.44	1.37
1	N	197	C	N1-C6	10.03	1.43	1.37
1	N	283	A	C3'-O3'	9.84	1.55	1.42
1	N	187	A	N3-C4	-9.79	1.28	1.34
1	N	175	A	N3-C4	9.73	1.40	1.34
1	N	208	G	P-O5'	-9.69	1.50	1.59
1	N	323	G	C6-N1	-9.68	1.32	1.39
1	N	327	A	C5'-C4'	9.64	1.62	1.51
1	N	344	A	O3'-P	-9.63	1.49	1.61
1	N	180	A	N3-C4	9.61	1.40	1.34
1	N	170	A	C6-N1	9.57	1.42	1.35
1	N	245	A	N3-C4	9.56	1.40	1.34
1	N	283	A	C8-N7	-9.52	1.24	1.31
1	N	264	G	N7-C5	9.49	1.45	1.39
1	N	277	G	N3-C4	9.41	1.42	1.35
1	N	233	G	C6-N1	9.39	1.46	1.39
1	N	336	A	O3'-P	-9.39	1.49	1.61
1	N	353	A	N7-C5	9.38	1.44	1.39
1	N	136	G	N7-C5	-9.37	1.33	1.39
1	N	282	A	N3-C4	-9.36	1.29	1.34
1	N	347	A	N9-C8	-9.35	1.30	1.37
1	N	257	A	N7-C5	-9.30	1.33	1.39
1	N	257	A	C6-N1	9.20	1.42	1.35
1	N	259	C	N3-C4	-9.18	1.27	1.33
1	N	352	A	C6-N6	-9.17	1.26	1.33
1	N	163	A	N3-C4	-9.14	1.29	1.34
1	N	198	G	N9-C8	9.14	1.44	1.37
1	N	264	G	C2'-C1'	-9.13	1.43	1.53
1	N	128	G	N9-C8	9.08	1.44	1.37
1	N	128	G	N7-C5	9.03	1.44	1.39

Continued on next page...

Continued from previous page...

Mol	Chain	Res	Type	Atoms	Z	Observed(Å)	Ideal(Å)
1	N	167	C	O3'-P	-9.03	1.50	1.61
1	N	354	U	N3-C4	9.03	1.46	1.38
1	N	248	A	C2'-C1'	-9.03	1.43	1.53
1	N	339	A	C3'-O3'	9.02	1.54	1.42
1	N	227	G	N9-C8	-9.00	1.31	1.37
1	N	267	G	N7-C5	8.97	1.44	1.39
1	N	250	A	N7-C5	-8.96	1.33	1.39
1	N	202	G	C2-N3	8.96	1.40	1.32
1	N	337	G	N7-C5	-8.95	1.33	1.39
1	N	273	G	O3'-P	-8.94	1.50	1.61
1	N	359	G	C4'-O4'	8.89	1.57	1.45
1	N	259	C	P-O5'	-8.89	1.50	1.59
1	N	281	G	N9-C8	-8.87	1.31	1.37
1	N	315	A	C8-N7	-8.83	1.25	1.31
1	N	219	G	N7-C5	8.80	1.44	1.39
1	N	231	A	N7-C5	-8.81	1.33	1.39
1	N	140	U	C4'-O4'	8.80	1.56	1.45
1	N	206	U	C4-C5	8.79	1.51	1.43
1	N	266	G	C4'-C3'	-8.73	1.43	1.53
1	N	169	G	N7-C5	8.72	1.44	1.39
1	N	250	A	O3'-P	-8.70	1.50	1.61
1	N	327	A	N9-C4	8.68	1.43	1.37
1	N	238	C	N1-C6	8.67	1.42	1.37
1	N	188	G	N3-C4	-8.66	1.29	1.35
1	N	309	C	C2-O2	8.66	1.32	1.24
1	N	279	G	C8-N7	-8.63	1.25	1.30
1	N	318	G	C3'-O3'	8.62	1.54	1.42
1	N	218	A	C5'-C4'	8.60	1.61	1.51
1	N	332	C	N3-C4	8.60	1.40	1.33
1	N	242	C	O3'-P	-8.57	1.50	1.61
1	N	200	G	O3'-P	-8.52	1.50	1.61
1	N	338	C	C4-N4	-8.52	1.26	1.33
1	N	274	C	P-O5'	-8.50	1.51	1.59
1	N	160	C	P-O5'	-8.49	1.51	1.59
1	N	284	A	P-O5'	8.48	1.68	1.59
1	N	233	G	C4'-C3'	8.48	1.62	1.53
1	N	240	U	C2'-C1'	-8.47	1.44	1.53
1	N	184	G	P-O5'	-8.46	1.51	1.59
1	N	142	G	N7-C5	-8.46	1.34	1.39
1	N	129	A	C8-N7	-8.41	1.25	1.31
1	N	188	G	N7-C5	8.41	1.44	1.39
1	N	239	A	N7-C5	8.40	1.44	1.39

Continued on next page...

Continued from previous page...

Mol	Chain	Res	Type	Atoms	Z	Observed(Å)	Ideal(Å)
1	N	154	G	N3-C4	-8.40	1.29	1.35
1	N	182	U	C4-C5	-8.39	1.35	1.43
1	N	217	G	O3'-P	-8.38	1.51	1.61
1	N	349	A	C6-N6	-8.36	1.27	1.33
1	N	200	G	N9-C4	8.36	1.44	1.38
1	N	278	G	C5-C4	8.35	1.44	1.38
1	N	231	A	N9-C4	-8.34	1.32	1.37
1	N	357	C	C5'-C4'	8.33	1.61	1.51
1	N	131	U	C5'-C4'	8.31	1.61	1.51
1	N	339	A	C4'-O4'	8.30	1.56	1.45
1	N	245	A	C3'-O3'	8.23	1.53	1.42
1	N	210	C	C4-N4	-8.22	1.26	1.33
1	N	194	C	P-O5'	-8.21	1.51	1.59
1	N	332	C	C2'-C1'	-8.13	1.44	1.53
1	N	258	A	P-O5'	-8.12	1.51	1.59
1	N	204	A	O3'-P	-8.11	1.51	1.61
1	N	164	G	N9-C4	-8.10	1.31	1.38
1	N	235	G	C8-N7	8.09	1.35	1.30
1	N	198	G	C8-N7	-8.07	1.26	1.30
1	N	171	G	C3'-O3'	8.06	1.53	1.42
1	N	141	G	N7-C5	8.04	1.44	1.39
1	N	351	A	N9-C4	-8.03	1.33	1.37
1	N	291	U	C2'-C1'	8.02	1.62	1.53
1	N	253	C	C5'-C4'	8.00	1.60	1.51
1	N	132	A	C5-C4	-8.00	1.33	1.38
1	N	315	A	N1-C2	8.00	1.41	1.34
1	N	248	A	P-O5'	-7.99	1.51	1.59
1	N	139	G	P-O5'	-7.95	1.51	1.59
1	N	333	A	N7-C5	-7.95	1.34	1.39
1	N	250	A	N9-C4	-7.95	1.33	1.37
1	N	358	U	C2'-C1'	-7.95	1.44	1.53
1	N	185	U	N1-C6	7.94	1.45	1.38
1	N	232	C	N3-C4	7.94	1.39	1.33
1	N	288	C	N1-C2	7.92	1.48	1.40
1	N	236	G	C2'-C1'	-7.91	1.44	1.53
1	N	256	U	C3'-C2'	7.91	1.61	1.52
1	N	207	A	P-O5'	-7.86	1.51	1.59
1	N	163	A	C6-N1	7.86	1.41	1.35
1	N	144	G	C2-N3	7.85	1.39	1.32
1	N	243	C	N1-C6	7.84	1.41	1.37
1	N	219	G	P-O5'	-7.83	1.51	1.59
1	N	277	G	O3'-P	-7.83	1.51	1.61

Continued on next page...

Continued from previous page...

Mol	Chain	Res	Type	Atoms	Z	Observed(Å)	Ideal(Å)
1	N	224	U	N1-C2	7.82	1.45	1.38
1	N	249	C	C4-C5	-7.82	1.36	1.43
1	N	246	A	C6-N6	7.82	1.40	1.33
1	N	242	C	C4-C5	-7.81	1.36	1.43
1	N	156	U	C1'-N1	7.79	1.60	1.48
1	N	148	U	C2-N3	7.78	1.43	1.37
1	N	153	G	C5-C4	7.77	1.43	1.38
1	N	129	A	C6-N1	-7.76	1.30	1.35
1	N	284	A	C5'-C4'	-7.73	1.42	1.51
1	N	135	C	C5'-C4'	7.71	1.60	1.51
1	N	342	C	N1-C2	7.71	1.47	1.40
1	N	158	G	P-O5'	-7.68	1.52	1.59
1	N	194	C	C4-C5	7.68	1.49	1.43
1	N	257	A	C2'-C1'	-7.68	1.44	1.53
1	N	269	G	N7-C5	7.67	1.43	1.39
1	N	279	G	C2-N3	7.66	1.38	1.32
1	N	336	A	N9-C4	7.66	1.42	1.37
1	N	162	A	N7-C5	-7.65	1.34	1.39
1	N	320	G	N3-C4	-7.63	1.30	1.35
1	N	302	G	C3'-C2'	-7.63	1.44	1.52
1	N	192	U	P-O5'	-7.61	1.52	1.59
1	N	165	U	C3'-C2'	7.61	1.61	1.52
1	N	245	A	N7-C5	-7.61	1.34	1.39
1	N	187	A	P-O5'	-7.61	1.52	1.59
1	N	155	G	C6-N1	-7.60	1.34	1.39
1	N	220	A	N9-C8	7.60	1.43	1.37
1	N	316	G	N3-C4	-7.58	1.30	1.35
1	N	299	G	N3-C4	-7.58	1.30	1.35
1	N	235	G	C5'-C4'	7.57	1.60	1.51
1	N	356	U	N1-C6	7.57	1.44	1.38
1	N	155	G	N9-C8	-7.53	1.32	1.37
1	N	242	C	C4-N4	-7.53	1.27	1.33
1	N	331	C	C3'-O3'	7.51	1.52	1.42
1	N	313	A	P-O5'	7.50	1.67	1.59
1	N	178	A	C6-N6	-7.50	1.27	1.33
1	N	177	G	C2-N3	7.49	1.38	1.32
1	N	279	G	C5-C4	-7.48	1.33	1.38
1	N	334	C	C2'-C1'	-7.48	1.45	1.53
1	N	328	G	N9-C8	-7.47	1.32	1.37
1	N	224	U	C4-O4	-7.47	1.17	1.23
1	N	318	G	C2'-C1'	-7.45	1.45	1.53
1	N	222	G	O3'-P	-7.45	1.52	1.61

Continued on next page...

Continued from previous page...

Mol	Chain	Res	Type	Atoms	Z	Observed(Å)	Ideal(Å)
1	N	345	G	C2-N3	7.45	1.38	1.32
1	N	165	U	P-O5'	-7.44	1.52	1.59
1	N	328	G	N7-C5	-7.44	1.34	1.39
1	N	301	G	N9-C4	7.44	1.43	1.38
1	N	289	A	N9-C8	7.43	1.43	1.37
1	N	325	A	C5-C4	7.43	1.44	1.38
1	N	144	G	N7-C5	-7.42	1.34	1.39
1	N	152	U	C4'-C3'	7.42	1.61	1.53
1	N	313	A	N3-C4	7.42	1.39	1.34
1	N	260	C	P-O5'	-7.41	1.52	1.59
1	N	302	G	C5'-C4'	7.40	1.60	1.51
1	N	305	A	C4'-O4'	7.39	1.55	1.45
1	N	291	U	C4-O4	-7.39	1.17	1.23
1	N	213	C	C5'-C4'	7.39	1.60	1.51
1	N	200	G	P-O5'	-7.38	1.52	1.59
1	N	354	U	C4-C5	-7.38	1.36	1.43
1	N	246	A	N9-C4	7.35	1.42	1.37
1	N	163	A	C5-C6	7.35	1.47	1.41
1	N	277	G	C2-N2	-7.34	1.27	1.34
1	N	132	A	C6-N1	7.33	1.40	1.35
1	N	269	G	C8-N7	-7.33	1.26	1.30
1	N	237	G	C2-N3	-7.32	1.26	1.32
1	N	253	C	C4-C5	-7.31	1.37	1.43
1	N	340	G	N9-C8	7.30	1.43	1.37
1	N	231	A	O3'-P	-7.28	1.52	1.61
1	N	142	G	C8-N7	-7.27	1.26	1.30
1	N	293	U	O3'-P	-7.27	1.52	1.61
1	N	162	A	C5'-C4'	7.26	1.60	1.51
1	N	135	C	O3'-P	-7.26	1.52	1.61
1	N	270	G	N1-C2	7.25	1.43	1.37
1	N	174	C	C4-N4	-7.24	1.27	1.33
1	N	178	A	N7-C5	-7.24	1.34	1.39
1	N	318	G	P-O5'	-7.24	1.52	1.59
1	N	138	A	N9-C8	7.23	1.43	1.37
1	N	159	U	C5'-C4'	7.23	1.60	1.51
1	N	181	G	N7-C5	7.20	1.43	1.39
1	N	230	G	C2'-C1'	7.18	1.61	1.53
1	N	275	U	C5'-C4'	7.17	1.59	1.51
1	N	238	C	C4-N4	-7.17	1.27	1.33
1	N	345	G	P-O5'	-7.16	1.52	1.59
1	N	282	A	O3'-P	-7.15	1.52	1.61
1	N	205	C	O3'-P	-7.15	1.52	1.61

Continued on next page...

Continued from previous page...

Mol	Chain	Res	Type	Atoms	Z	Observed(Å)	Ideal(Å)
1	N	288	C	N3-C4	-7.14	1.28	1.33
1	N	157	G	C5'-C4'	7.13	1.59	1.51
1	N	325	A	C2-N3	7.12	1.40	1.33
1	N	311	U	P-O5'	-7.12	1.52	1.59
1	N	178	A	N3-C4	7.12	1.39	1.34
1	N	154	G	P-O5'	-7.12	1.52	1.59
1	N	316	G	C3'-C2'	7.11	1.60	1.52
1	N	320	G	C5'-C4'	7.10	1.59	1.51
1	N	197	C	P-O5'	-7.09	1.52	1.59
1	N	329	G	C2'-C1'	-7.09	1.45	1.53
1	N	187	A	C5-C6	7.08	1.47	1.41
1	N	223	C	P-O5'	-7.08	1.52	1.59
1	N	243	C	C4-N4	-7.07	1.27	1.33
1	N	262	U	O3'-P	7.06	1.69	1.61
1	N	287	A	C8-N7	7.05	1.36	1.31
1	N	202	G	O4'-C1'	7.05	1.50	1.41
1	N	305	A	C2'-C1'	-7.04	1.45	1.53
1	N	133	G	C6-N1	7.04	1.44	1.39
1	N	324	C	C2'-C1'	-7.04	1.45	1.53
1	N	248	A	N9-C4	-7.04	1.33	1.37
1	N	261	C	C4-C5	7.04	1.48	1.43
1	N	294	G	O3'-P	-7.03	1.52	1.61
1	N	264	G	C1'-N9	7.02	1.59	1.48
1	N	189	U	C2-N3	-6.99	1.32	1.37
1	N	356	U	C4-C5	6.98	1.49	1.43
1	N	289	A	N7-C5	6.98	1.43	1.39
1	N	252	A	P-O5'	-6.97	1.52	1.59
1	N	208	G	N9-C8	6.96	1.42	1.37
1	N	197	C	C5-C6	-6.96	1.28	1.34
1	N	252	A	C5'-C4'	6.95	1.59	1.51
1	N	162	A	C8-N7	-6.94	1.26	1.31
1	N	180	A	N1-C2	6.94	1.40	1.34
1	N	276	A	C6-N1	-6.93	1.30	1.35
1	N	286	C	N1-C6	-6.93	1.32	1.37
1	N	298	U	O3'-P	-6.92	1.52	1.61
1	N	329	G	C6-N1	6.92	1.44	1.39
1	N	266	G	C8-N7	-6.91	1.26	1.30
1	N	319	U	C5'-C4'	6.91	1.59	1.51
1	N	293	U	P-O5'	-6.90	1.52	1.59
1	N	328	G	O3'-P	-6.90	1.52	1.61
1	N	146	G	N9-C8	-6.89	1.33	1.37
1	N	283	A	C5'-C4'	6.89	1.59	1.51

Continued on next page...

Continued from previous page...

Mol	Chain	Res	Type	Atoms	Z	Observed(Å)	Ideal(Å)
1	N	312	G	N7-C5	-6.89	1.35	1.39
1	N	336	A	C6-N1	6.87	1.40	1.35
1	N	154	G	C4'-C3'	6.86	1.60	1.53
1	N	154	G	C2'-C1'	-6.86	1.45	1.53
1	N	308	A	O3'-P	-6.85	1.52	1.61
1	N	188	G	P-O5'	-6.84	1.52	1.59
1	N	224	U	C2'-C1'	-6.84	1.45	1.53
1	N	315	A	N7-C5	-6.84	1.35	1.39
1	N	223	C	C3'-O3'	6.83	1.51	1.42
1	N	185	U	C4'-C3'	6.82	1.60	1.53
1	N	166	C	C4-N4	-6.79	1.27	1.33
1	N	254	C	C2-N3	6.77	1.41	1.35
1	N	144	G	C6-N1	6.77	1.44	1.39
1	N	353	A	C8-N7	6.76	1.36	1.31
1	N	307	G	C8-N7	-6.76	1.26	1.30
1	N	183	C	O3'-P	-6.75	1.53	1.61
1	N	312	G	C2'-C1'	6.75	1.60	1.53
1	N	272	C	C3'-O3'	6.74	1.51	1.42
1	N	325	A	C5'-C4'	6.72	1.59	1.51
1	N	217	G	N9-C4	6.70	1.43	1.38
1	N	204	A	C5'-C4'	6.69	1.59	1.51
1	N	238	C	C3'-C2'	6.69	1.60	1.52
1	N	288	C	C4'-C3'	6.68	1.60	1.53
1	N	235	G	C3'-C2'	-6.67	1.45	1.52
1	N	142	G	P-O5'	-6.67	1.53	1.59
1	N	229	G	C5-C4	6.67	1.43	1.38
1	N	171	G	C5'-C4'	6.66	1.59	1.51
1	N	141	G	C5-C4	-6.65	1.33	1.38
1	N	195	G	C2-N3	6.65	1.38	1.32
1	N	353	A	C4'-O4'	-6.63	1.36	1.45
1	N	261	C	C4-N4	-6.63	1.27	1.33
1	N	247	G	C5-C6	6.62	1.49	1.42
1	N	201	A	N7-C5	-6.62	1.35	1.39
1	N	167	C	O4'-C1'	6.62	1.50	1.41
1	N	271	U	N1-C6	6.60	1.43	1.38
1	N	332	C	N1-C6	-6.60	1.33	1.37
1	N	170	A	P-O5'	-6.60	1.53	1.59
1	N	204	A	N9-C8	6.60	1.43	1.37
1	N	200	G	N7-C5	6.59	1.43	1.39
1	N	214	C	C4-C5	-6.58	1.37	1.43
1	N	133	G	N3-C4	-6.57	1.30	1.35
1	N	155	G	N9-C4	6.57	1.43	1.38

Continued on next page...

Continued from previous page...

Mol	Chain	Res	Type	Atoms	Z	Observed(Å)	Ideal(Å)
1	N	339	A	P-O5'	-6.56	1.53	1.59
1	N	213	C	C4-C5	6.56	1.48	1.43
1	N	210	C	C2'-C1'	-6.56	1.46	1.53
1	N	315	A	C6-N6	6.56	1.39	1.33
1	N	277	G	C2-N3	6.55	1.38	1.32
1	N	225	A	C8-N7	-6.53	1.26	1.31
1	N	156	U	N3-C4	6.53	1.44	1.38
1	N	304	U	C5'-C4'	6.53	1.59	1.51
1	N	269	G	C5-C4	-6.53	1.33	1.38
1	N	203	C	N3-C4	6.53	1.38	1.33
1	N	318	G	C5-C4	6.52	1.43	1.38
1	N	187	A	C6-N1	-6.51	1.30	1.35
1	N	201	A	P-O5'	-6.51	1.53	1.59
1	N	204	A	N9-C4	6.51	1.41	1.37
1	N	133	G	P-O5'	-6.51	1.53	1.59
1	N	282	A	N1-C2	6.51	1.40	1.34
1	N	290	U	O4'-C1'	6.51	1.50	1.41
1	N	130	C	C5'-C4'	6.50	1.59	1.51
1	N	352	A	N3-C4	6.49	1.38	1.34
1	N	270	G	N3-C4	-6.48	1.30	1.35
1	N	197	C	C4'-C3'	-6.48	1.46	1.53
1	N	236	G	N1-C2	-6.48	1.32	1.37
1	N	351	A	C3'-C2'	6.48	1.60	1.52
1	N	163	A	O3'-P	-6.48	1.53	1.61
1	N	210	C	C2-N3	6.47	1.41	1.35
1	N	165	U	C2-N3	-6.47	1.33	1.37
1	N	229	G	N9-C8	-6.47	1.33	1.37
1	N	219	G	O3'-P	-6.47	1.53	1.61
1	N	206	U	C4'-C3'	6.46	1.60	1.53
1	N	219	G	O4'-C1'	6.45	1.50	1.41
1	N	346	U	C5'-C4'	6.45	1.59	1.51
1	N	258	A	N3-C4	6.44	1.38	1.34
1	N	317	G	C2-N2	-6.44	1.28	1.34
1	N	161	U	O3'-P	-6.42	1.53	1.61
1	N	169	G	C5'-C4'	6.42	1.59	1.51
1	N	135	C	C1'-N1	6.41	1.58	1.48
1	N	356	U	C5'-C4'	6.41	1.59	1.51
1	N	205	C	N1-C6	-6.39	1.33	1.37
1	N	273	G	C5-C4	6.39	1.42	1.38
1	N	142	G	N1-C2	6.38	1.42	1.37
1	N	302	G	N9-C4	6.38	1.43	1.38
1	N	135	C	C3'-C2'	-6.37	1.45	1.52

Continued on next page...

Continued from previous page...

Mol	Chain	Res	Type	Atoms	Z	Observed(Å)	Ideal(Å)
1	N	162	A	N3-C4	-6.36	1.31	1.34
1	N	272	C	C2'-C1'	-6.35	1.46	1.53
1	N	277	G	N7-C5	-6.34	1.35	1.39
1	N	250	A	N9-C8	-6.33	1.32	1.37
1	N	322	U	N3-C4	-6.31	1.32	1.38
1	N	220	A	O4'-C1'	6.30	1.49	1.41
1	N	151	C	C4-C5	-6.29	1.38	1.43
1	N	169	G	C5-C4	-6.27	1.33	1.38
1	N	236	G	N9-C4	6.27	1.43	1.38
1	N	327	A	C3'-C2'	-6.27	1.45	1.52
1	N	158	G	O3'-P	-6.26	1.53	1.61
1	N	208	G	N7-C5	6.26	1.43	1.39
1	N	307	G	N9-C4	6.25	1.43	1.38
1	N	344	A	N3-C4	-6.25	1.31	1.34
1	N	174	C	O3'-P	-6.25	1.53	1.61
1	N	305	A	C6-N1	-6.25	1.31	1.35
1	N	138	A	C5-C4	6.24	1.43	1.38
1	N	195	G	P-O5'	-6.24	1.53	1.59
1	N	151	C	C2-N3	6.23	1.40	1.35
1	N	190	A	C5-C4	6.23	1.43	1.38
1	N	266	G	N9-C4	6.23	1.43	1.38
1	N	252	A	N9-C4	-6.23	1.34	1.37
1	N	266	G	O3'-P	-6.22	1.53	1.61
1	N	173	A	N9-C4	6.22	1.41	1.37
1	N	184	G	N7-C5	6.21	1.43	1.39
1	N	306	C	N3-C4	6.21	1.38	1.33
1	N	240	U	P-O5'	-6.21	1.53	1.59
1	N	146	G	C5-C4	6.20	1.42	1.38
1	N	342	C	O4'-C1'	6.19	1.49	1.41
1	N	149	C	C2'-C1'	-6.19	1.46	1.53
1	N	273	G	C2-N3	-6.19	1.27	1.32
1	N	264	G	N1-C2	6.19	1.42	1.37
1	N	175	A	C5'-C4'	6.18	1.58	1.51
1	N	135	C	C4'-O4'	6.18	1.53	1.45
1	N	185	U	C2-N3	6.18	1.42	1.37
1	N	300	G	O5'-C5'	6.17	1.54	1.44
1	N	186	C	C3'-C2'	-6.17	1.46	1.52
1	N	170	A	C5-C4	-6.16	1.34	1.38
1	N	301	G	C5-C4	-6.16	1.34	1.38
1	N	306	C	C3'-O3'	6.16	1.50	1.42
1	N	147	C	N1-C6	-6.15	1.33	1.37
1	N	225	A	P-O5'	-6.15	1.53	1.59

Continued on next page...

Continued from previous page...

Mol	Chain	Res	Type	Atoms	Z	Observed(Å)	Ideal(Å)
1	N	192	U	C5'-C4'	6.15	1.58	1.51
1	N	357	C	N1-C6	6.15	1.40	1.37
1	N	353	A	N9-C4	6.14	1.41	1.37
1	N	142	G	C4'-C3'	6.14	1.59	1.53
1	N	342	C	C2-N3	6.13	1.40	1.35
1	N	344	A	P-O5'	6.13	1.65	1.59
1	N	235	G	N1-C2	6.13	1.42	1.37
1	N	153	G	C5'-C4'	6.12	1.58	1.51
1	N	146	G	C3'-C2'	6.12	1.59	1.52
1	N	244	C	C5'-C4'	6.12	1.58	1.51
1	N	135	C	N1-C2	6.12	1.46	1.40
1	N	153	G	C2-N2	-6.12	1.28	1.34
1	N	298	U	N3-C4	6.11	1.44	1.38
1	N	185	U	C5'-C4'	6.11	1.58	1.51
1	N	293	U	C5-C6	6.11	1.39	1.34
1	N	152	U	C4'-O4'	6.11	1.53	1.45
1	N	197	C	C4-N4	-6.09	1.28	1.33
1	N	240	U	N3-C4	6.09	1.44	1.38
1	N	280	U	C2-N3	-6.09	1.33	1.37
1	N	169	G	C3'-O3'	6.09	1.50	1.42
1	N	250	A	C4'-O4'	-6.08	1.37	1.45
1	N	359	G	O3'-P	-6.08	1.53	1.61
1	N	143	C	C2'-C1'	-6.07	1.46	1.53
1	N	302	G	N9-C8	6.07	1.42	1.37
1	N	192	U	C4-O4	-6.06	1.18	1.23
1	N	227	G	N7-C5	6.06	1.42	1.39
1	N	279	G	C6-N1	6.06	1.43	1.39
1	N	276	A	C5-C6	6.06	1.46	1.41
1	N	288	C	C1'-N1	6.06	1.57	1.48
1	N	224	U	O3'-P	-6.05	1.53	1.61
1	N	180	A	C5'-C4'	6.05	1.58	1.51
1	N	230	G	C2-N3	-6.03	1.27	1.32
1	N	137	U	O3'-P	-6.03	1.53	1.61
1	N	342	C	C3'-C2'	6.03	1.59	1.52
1	N	234	A	N3-C4	6.03	1.38	1.34
1	N	136	G	C2-N3	6.02	1.37	1.32
1	N	215	U	C5'-C4'	6.01	1.58	1.51
1	N	160	C	C3'-O3'	6.01	1.50	1.42
1	N	316	G	C4'-O4'	-6.00	1.37	1.45
1	N	202	G	P-O5'	-6.00	1.53	1.59
1	N	200	G	N9-C8	-5.99	1.33	1.37
1	N	304	U	O3'-P	-5.98	1.53	1.61

Continued on next page...

Continued from previous page...

Mol	Chain	Res	Type	Atoms	Z	Observed(Å)	Ideal(Å)
1	N	143	C	C5'-C4'	5.98	1.58	1.51
1	N	357	C	C2'-C1'	-5.98	1.46	1.53
1	N	323	G	P-O5'	-5.98	1.53	1.59
1	N	333	A	C4'-O4'	5.97	1.53	1.45
1	N	339	A	C3'-C2'	-5.97	1.46	1.52
1	N	299	G	C8-N7	-5.97	1.27	1.30
1	N	158	G	C2-N3	5.96	1.37	1.32
1	N	200	G	C2-N2	5.96	1.40	1.34
1	N	170	A	C6-N6	5.95	1.38	1.33
1	N	155	G	N3-C4	-5.95	1.31	1.35
1	N	344	A	C2'-C1'	-5.95	1.46	1.53
1	N	129	A	N3-C4	5.94	1.38	1.34
1	N	145	A	N9-C8	5.93	1.42	1.37
1	N	209	C	C4'-O4'	-5.93	1.37	1.45
1	N	318	G	C2-N3	5.91	1.37	1.32
1	N	196	A	N9-C8	-5.91	1.33	1.37
1	N	275	U	N1-C6	5.91	1.43	1.38
1	N	331	C	O3'-P	-5.90	1.54	1.61
1	N	274	C	C2'-C1'	-5.90	1.46	1.53
1	N	327	A	N7-C5	-5.90	1.35	1.39
1	N	338	C	N1-C6	5.89	1.40	1.37
1	N	356	U	C2'-C1'	-5.89	1.46	1.53
1	N	254	C	C4-N4	5.88	1.39	1.33
1	N	187	A	N7-C5	-5.87	1.35	1.39
1	N	235	G	C6-N1	5.86	1.43	1.39
1	N	233	G	N9-C8	5.86	1.42	1.37
1	N	318	G	N9-C8	5.86	1.42	1.37
1	N	338	C	C3'-O3'	5.86	1.50	1.42
1	N	132	A	C3'-C2'	5.85	1.59	1.52
1	N	151	C	C3'-O3'	5.84	1.50	1.42
1	N	262	U	O4'-C1'	5.84	1.49	1.41
1	N	176	G	C2-N3	5.84	1.37	1.32
1	N	295	U	P-O5'	-5.83	1.53	1.59
1	N	136	G	O3'-P	-5.83	1.54	1.61
1	N	336	A	C5-C4	5.82	1.42	1.38
1	N	329	G	C5-C6	-5.81	1.36	1.42
1	N	295	U	C5'-C4'	5.80	1.58	1.51
1	N	254	C	C5'-C4'	5.80	1.58	1.51
1	N	323	G	N9-C4	5.79	1.42	1.38
1	N	207	A	N9-C8	-5.79	1.33	1.37
1	N	258	A	C3'-C2'	5.79	1.59	1.52
1	N	141	G	N3-C4	-5.79	1.31	1.35

Continued on next page...

Continued from previous page...

Mol	Chain	Res	Type	Atoms	Z	Observed(Å)	Ideal(Å)
1	N	247	G	C8-N7	5.78	1.34	1.30
1	N	336	A	C2-N3	5.78	1.38	1.33
1	N	279	G	N3-C4	5.77	1.39	1.35
1	N	358	U	C2-N3	5.76	1.41	1.37
1	N	165	U	C4'-C3'	5.76	1.59	1.53
1	N	302	G	C6-O6	-5.76	1.19	1.24
1	N	264	G	C2-N2	-5.75	1.28	1.34
1	N	305	A	C5-C4	-5.75	1.34	1.38
1	N	138	A	C3'-O3'	5.74	1.50	1.42
1	N	283	A	N1-C2	5.74	1.39	1.34
1	N	206	U	C2'-C1'	-5.72	1.47	1.53
1	N	129	A	C4'-C3'	5.72	1.59	1.53
1	N	278	G	N9-C4	5.72	1.42	1.38
1	N	241	G	C5-C4	5.72	1.42	1.38
1	N	305	A	N9-C8	-5.72	1.33	1.37
1	N	134	C	N1-C6	-5.72	1.33	1.37
1	N	323	G	N7-C5	-5.71	1.35	1.39
1	N	243	C	P-O5'	-5.71	1.54	1.59
1	N	144	G	C4'-C3'	5.71	1.59	1.53
1	N	196	A	N7-C5	-5.70	1.35	1.39
1	N	317	G	C2'-C1'	-5.69	1.47	1.53
1	N	310	C	C2'-C1'	-5.69	1.47	1.53
1	N	299	G	N9-C8	5.69	1.41	1.37
1	N	331	C	N1-C6	5.68	1.40	1.37
1	N	196	A	O3'-P	-5.67	1.54	1.61
1	N	353	A	C5-C6	5.67	1.46	1.41
1	N	251	C	C5-C6	-5.67	1.29	1.34
1	N	223	C	O3'-P	-5.67	1.54	1.61
1	N	326	G	C6-N1	-5.67	1.35	1.39
1	N	196	A	C2-N3	5.66	1.38	1.33
1	N	229	G	N7-C5	5.66	1.42	1.39
1	N	166	C	O3'-P	-5.66	1.54	1.61
1	N	274	C	C4'-C3'	5.66	1.59	1.53
1	N	348	U	N1-C6	-5.66	1.32	1.38
1	N	184	G	C5'-C4'	5.66	1.58	1.51
1	N	166	C	C2-N3	5.65	1.40	1.35
1	N	179	C	C2'-C1'	-5.64	1.47	1.53
1	N	157	G	C2'-C1'	-5.64	1.47	1.53
1	N	304	U	O5'-C5'	5.64	1.53	1.44
1	N	355	C	C4-N4	5.64	1.39	1.33
1	N	250	A	N3-C4	5.63	1.38	1.34
1	N	357	C	C4'-C3'	-5.63	1.47	1.52

Continued on next page...

Continued from previous page...

Mol	Chain	Res	Type	Atoms	Z	Observed(Å)	Ideal(Å)
1	N	230	G	C5-C6	-5.63	1.36	1.42
1	N	175	A	P-O5'	-5.62	1.54	1.59
1	N	294	G	C2-N3	-5.62	1.28	1.32
1	N	177	G	N1-C2	5.61	1.42	1.37
1	N	190	A	O3'-P	-5.61	1.54	1.61
1	N	326	G	P-O5'	-5.61	1.54	1.59
1	N	310	C	C2-N3	-5.60	1.31	1.35
1	N	176	G	N7-C5	-5.60	1.35	1.39
1	N	142	G	C6-N1	5.59	1.43	1.39
1	N	318	G	C1'-N9	5.59	1.57	1.48
1	N	326	G	C2'-C1'	-5.59	1.47	1.53
1	N	355	C	C4'-C3'	5.59	1.59	1.53
1	N	219	G	C5'-C4'	5.59	1.58	1.51
1	N	137	U	N3-C4	-5.58	1.33	1.38
1	N	354	U	C2-O2	5.58	1.27	1.22
1	N	254	C	O3'-P	-5.58	1.54	1.61
1	N	128	G	C8-N7	5.57	1.34	1.30
1	N	311	U	C3'-C2'	5.57	1.59	1.52
1	N	145	A	N1-C2	-5.56	1.29	1.34
1	N	302	G	N7-C5	-5.56	1.35	1.39
1	N	166	C	P-O5'	-5.56	1.54	1.59
1	N	359	G	N9-C8	-5.55	1.33	1.37
1	N	154	G	C3'-O3'	5.55	1.50	1.42
1	N	285	U	C5-C6	-5.55	1.29	1.34
1	N	315	A	C4'-O4'	5.55	1.52	1.45
1	N	282	A	C5'-C4'	5.54	1.58	1.51
1	N	139	G	C4'-O4'	5.53	1.52	1.45
1	N	188	G	C4'-O4'	5.53	1.52	1.45
1	N	347	A	P-O5'	5.53	1.65	1.59
1	N	232	C	C1'-N1	5.53	1.57	1.48
1	N	197	C	C2'-C1'	-5.53	1.47	1.53
1	N	169	G	C5-C6	5.52	1.47	1.42
1	N	318	G	N3-C4	-5.52	1.31	1.35
1	N	357	C	O4'-C1'	-5.51	1.34	1.41
1	N	146	G	C3'-O3'	5.51	1.49	1.42
1	N	241	G	N1-C2	-5.50	1.33	1.37
1	N	315	A	N9-C8	-5.50	1.33	1.37
1	N	265	C	C5'-C4'	5.50	1.57	1.51
1	N	285	U	C5'-C4'	5.50	1.57	1.51
1	N	273	G	N9-C4	5.50	1.42	1.38
1	N	153	G	C4'-O4'	-5.50	1.38	1.45
1	N	200	G	N3-C4	5.50	1.39	1.35

Continued on next page...

Continued from previous page...

Mol	Chain	Res	Type	Atoms	Z	Observed(Å)	Ideal(Å)
1	N	236	G	C2-N3	5.50	1.37	1.32
1	N	144	G	N1-C2	5.49	1.42	1.37
1	N	356	U	C3'-O3'	5.49	1.49	1.42
1	N	288	C	P-O5'	-5.48	1.54	1.59
1	N	162	A	O3'-P	-5.47	1.54	1.61
1	N	274	C	C3'-O3'	5.47	1.49	1.42
1	N	314	U	C3'-O3'	5.47	1.49	1.42
1	N	180	A	O3'-P	-5.47	1.54	1.61
1	N	155	G	C2-N2	-5.46	1.29	1.34
1	N	358	U	C4'-C3'	5.46	1.59	1.53
1	N	143	C	N1-C2	5.46	1.45	1.40
1	N	181	G	C3'-O3'	5.45	1.49	1.42
1	N	317	G	N9-C4	5.45	1.42	1.38
1	N	160	C	N1-C6	5.45	1.40	1.37
1	N	348	U	N3-C4	-5.45	1.33	1.38
1	N	154	G	N7-C5	5.45	1.42	1.39
1	N	228	U	C4'-C3'	-5.45	1.47	1.52
1	N	228	U	C2-N3	-5.44	1.33	1.37
1	N	275	U	C4'-O4'	5.44	1.52	1.45
1	N	330	C	C2-O2	5.44	1.29	1.24
1	N	141	G	C5-C6	-5.43	1.36	1.42
1	N	142	G	C5-C4	5.43	1.42	1.38
1	N	223	C	C1'-N1	5.43	1.56	1.48
1	N	311	U	C4-O4	-5.42	1.19	1.23
1	N	150	C	C5-C6	5.42	1.38	1.34
1	N	236	G	N7-C5	-5.42	1.36	1.39
1	N	147	C	C4-C5	-5.41	1.38	1.43
1	N	184	G	C4'-C3'	-5.41	1.47	1.52
1	N	271	U	C3'-O3'	5.41	1.49	1.42
1	N	306	C	C3'-C2'	5.41	1.58	1.52
1	N	265	C	C5-C6	-5.41	1.30	1.34
1	N	150	C	C4'-C3'	-5.40	1.47	1.52
1	N	246	A	C3'-O3'	5.40	1.49	1.42
1	N	252	A	C8-N7	5.40	1.35	1.31
1	N	321	C	C3'-O3'	5.40	1.49	1.42
1	N	299	G	C2-N2	-5.39	1.29	1.34
1	N	323	G	N3-C4	5.38	1.39	1.35
1	N	192	U	C4'-O4'	5.38	1.52	1.45
1	N	285	U	C2-N3	-5.38	1.33	1.37
1	N	321	C	N3-C4	5.38	1.37	1.33
1	N	280	U	C2'-C1'	5.38	1.59	1.53
1	N	323	G	C8-N7	5.37	1.34	1.30

Continued on next page...

Continued from previous page...

Mol	Chain	Res	Type	Atoms	Z	Observed(Å)	Ideal(Å)
1	N	254	C	P-O5'	-5.37	1.54	1.59
1	N	330	C	C5'-C4'	5.37	1.57	1.51
1	N	296	G	C4'-O4'	-5.36	1.38	1.45
1	N	257	A	N9-C4	-5.35	1.34	1.37
1	N	331	C	C4'-O4'	5.35	1.52	1.45
1	N	138	A	C4'-O4'	-5.35	1.38	1.45
1	N	131	U	P-O5'	-5.35	1.54	1.59
1	N	266	G	C2'-C1'	-5.35	1.47	1.53
1	N	156	U	C4'-C3'	5.34	1.59	1.53
1	N	330	C	C2'-C1'	5.34	1.59	1.53
1	N	326	G	C2-N2	-5.33	1.29	1.34
1	N	199	U	C3'-C2'	-5.33	1.46	1.52
1	N	269	G	C2-N2	-5.33	1.29	1.34
1	N	318	G	C2-N2	-5.33	1.29	1.34
1	N	220	A	O3'-P	-5.33	1.54	1.61
1	N	193	U	N3-C4	-5.33	1.33	1.38
1	N	217	G	O4'-C1'	5.32	1.48	1.41
1	N	319	U	C3'-O3'	5.32	1.49	1.42
1	N	276	A	C6-N6	-5.32	1.29	1.33
1	N	314	U	O3'-P	-5.31	1.54	1.61
1	N	208	G	C2-N2	-5.31	1.29	1.34
1	N	289	A	C2'-C1'	-5.31	1.47	1.53
1	N	260	C	C4-N4	-5.30	1.29	1.33
1	N	166	C	C4'-C3'	5.29	1.58	1.53
1	N	305	A	C6-N6	5.29	1.38	1.33
1	N	156	U	C5-C6	-5.29	1.29	1.34
1	N	283	A	C6-N6	-5.29	1.29	1.33
1	N	300	G	C3'-C2'	5.29	1.58	1.52
1	N	320	G	C1'-N9	-5.29	1.39	1.46
1	N	185	U	C1'-N1	5.29	1.56	1.48
1	N	305	A	C3'-O3'	5.29	1.49	1.42
1	N	358	U	C4'-O4'	-5.28	1.38	1.45
1	N	161	U	N3-C4	5.28	1.43	1.38
1	N	250	A	C5-C6	-5.27	1.36	1.41
1	N	267	G	N3-C4	-5.26	1.31	1.35
1	N	132	A	N7-C5	5.25	1.42	1.39
1	N	292	A	N9-C4	5.25	1.41	1.37
1	N	232	C	P-O5'	-5.25	1.54	1.59
1	N	301	G	C8-N7	5.25	1.34	1.30
1	N	312	G	C3'-O3'	5.25	1.49	1.42
1	N	359	G	C4'-C3'	5.24	1.58	1.53
1	N	176	G	O3'-P	-5.23	1.54	1.61

Continued on next page...

Continued from previous page...

Mol	Chain	Res	Type	Atoms	Z	Observed(Å)	Ideal(Å)
1	N	207	A	C6-N6	5.23	1.38	1.33
1	N	260	C	O3'-P	-5.23	1.54	1.61
1	N	337	G	C6-O6	5.23	1.28	1.24
1	N	241	G	N9-C4	-5.22	1.33	1.38
1	N	222	G	C3'-C2'	-5.22	1.47	1.52
1	N	303	G	P-O5'	5.22	1.65	1.59
1	N	272	C	N1-C2	5.21	1.45	1.40
1	N	178	A	O3'-P	-5.21	1.54	1.61
1	N	237	G	N7-C5	-5.20	1.36	1.39
1	N	307	G	C6-O6	-5.20	1.19	1.24
1	N	218	A	C5-C6	5.20	1.45	1.41
1	N	257	A	C6-N6	-5.20	1.29	1.33
1	N	199	U	N1-C2	5.19	1.43	1.38
1	N	280	U	C4'-C3'	5.19	1.58	1.53
1	N	189	U	P-O5'	5.19	1.65	1.59
1	N	247	G	N1-C2	-5.19	1.33	1.37
1	N	341	G	C6-O6	-5.19	1.19	1.24
1	N	359	G	C3'-C2'	5.19	1.58	1.52
1	N	271	U	P-O5'	-5.18	1.54	1.59
1	N	201	A	N3-C4	5.18	1.38	1.34
1	N	347	A	C5-C4	-5.18	1.35	1.38
1	N	233	G	N7-C5	5.17	1.42	1.39
1	N	291	U	C4'-O4'	-5.17	1.38	1.45
1	N	183	C	C5'-C4'	5.17	1.57	1.51
1	N	195	G	O3'-P	-5.17	1.54	1.61
1	N	130	C	P-O5'	-5.16	1.54	1.59
1	N	202	G	N9-C4	5.16	1.42	1.38
1	N	190	A	C4'-O4'	5.16	1.52	1.45
1	N	301	G	C2'-C1'	5.16	1.59	1.53
1	N	225	A	N9-C8	5.16	1.41	1.37
1	N	237	G	C8-N7	-5.15	1.27	1.30
1	N	214	C	C3'-O3'	5.15	1.49	1.42
1	N	138	A	O3'-P	-5.15	1.54	1.61
1	N	295	U	C3'-O3'	5.14	1.49	1.42
1	N	135	C	C4-C5	-5.14	1.38	1.43
1	N	129	A	C6-N6	-5.14	1.29	1.33
1	N	137	U	C2-O2	5.14	1.26	1.22
1	N	138	A	C8-N7	5.13	1.35	1.31
1	N	343	U	O3'-P	-5.13	1.54	1.61
1	N	177	G	C3'-O3'	5.13	1.49	1.42
1	N	226	C	N1-C6	-5.12	1.34	1.37
1	N	233	G	C2-N3	5.12	1.36	1.32

Continued on next page...

Continued from previous page...

Mol	Chain	Res	Type	Atoms	Z	Observed(Å)	Ideal(Å)
1	N	181	G	C6-N1	-5.12	1.35	1.39
1	N	153	G	C6-N1	-5.11	1.35	1.39
1	N	221	U	C5'-C4'	5.11	1.57	1.51
1	N	215	U	C2'-C1'	-5.10	1.47	1.53
1	N	141	G	C3'-O3'	5.10	1.49	1.42
1	N	168	U	C1'-N1	5.10	1.56	1.48
1	N	344	A	C4'-O4'	5.09	1.52	1.45
1	N	185	U	C2'-C1'	-5.09	1.47	1.53
1	N	331	C	C5-C6	5.09	1.38	1.34
1	N	148	U	C4'-O4'	5.09	1.52	1.45
1	N	258	A	N1-C2	5.09	1.39	1.34
1	N	207	A	C5'-C4'	5.09	1.57	1.51
1	N	294	G	N1-C2	5.08	1.41	1.37
1	N	161	U	C2'-C1'	-5.07	1.47	1.53
1	N	320	G	O4'-C1'	-5.07	1.35	1.41
1	N	354	U	N1-C2	5.07	1.43	1.38
1	N	243	C	C4'-O4'	5.06	1.52	1.45
1	N	283	A	C2-N3	5.06	1.38	1.33
1	N	261	C	P-O5'	-5.06	1.54	1.59
1	N	222	G	C2-N3	5.06	1.36	1.32
1	N	148	U	P-O5'	-5.05	1.54	1.59
1	N	314	U	C3'-C2'	5.04	1.58	1.52
1	N	204	A	C4'-O4'	5.04	1.52	1.45
1	N	246	A	C2-N3	5.04	1.38	1.33
1	N	344	A	N7-C5	-5.04	1.36	1.39
1	N	163	A	C2'-C1'	-5.04	1.47	1.53
1	N	308	A	N7-C5	-5.04	1.36	1.39
1	N	158	G	N3-C4	-5.03	1.31	1.35
1	N	150	C	C4-C5	5.02	1.47	1.43
1	N	311	U	C1'-N1	5.02	1.56	1.48
1	N	343	U	C4'-O4'	5.02	1.52	1.45
1	N	129	A	C3'-C2'	5.01	1.58	1.52
1	N	282	A	C3'-C2'	-5.01	1.47	1.52
1	N	248	A	C8-N7	-5.01	1.28	1.31
1	N	224	U	C5-C6	5.01	1.38	1.34
1	N	301	G	C5'-C4'	5.01	1.57	1.51
1	N	344	A	O4'-C1'	5.01	1.48	1.41
1	N	239	A	C5-C4	-5.00	1.35	1.38
1	N	136	G	C3'-C2'	5.00	1.58	1.52
1	N	328	G	C2-N3	5.00	1.36	1.32
1	N	162	A	C3'-O3'	5.00	1.49	1.42
1	N	208	G	C6-N1	5.00	1.43	1.39

Continued on next page...

Continued from previous page...

Mol	Chain	Res	Type	Atoms	Z	Observed(Å)	Ideal(Å)
1	N	315	A	C5'-C4'	5.00	1.57	1.51

All (1129) bond angle outliers are listed below:

Mol	Chain	Res	Type	Atoms	Z	Observed(^{o})	Ideal(^{o})
1	N	307	G	P-O3'-C3'	30.70	156.54	119.70
1	N	135	C	P-O3'-C3'	30.11	155.83	119.70
1	N	195	G	P-O3'-C3'	26.18	151.12	119.70
1	N	191	G	P-O3'-C3'	24.78	149.43	119.70
1	N	142	G	P-O3'-C3'	23.54	147.95	119.70
1	N	256	U	P-O3'-C3'	19.46	143.06	119.70
1	N	257	A	N1-C6-N6	18.42	129.65	118.60
1	N	135	C	C6-N1-C2	-18.05	113.08	120.30
1	N	136	G	P-O3'-C3'	17.98	141.27	119.70
1	N	181	G	P-O3'-C3'	17.60	140.82	119.70
1	N	328	G	P-O3'-C3'	17.07	140.19	119.70
1	N	144	G	C8-N9-C4	-16.77	99.69	106.40
1	N	179	C	P-O3'-C3'	15.51	138.31	119.70
1	N	188	G	C5-C6-O6	-15.43	119.34	128.60
1	N	222	G	P-O3'-C3'	14.96	137.65	119.70
1	N	310	C	C6-N1-C2	-14.83	114.37	120.30
1	N	163	A	P-O3'-C3'	14.79	137.44	119.70
1	N	284	A	C5'-C4'-C3'	14.68	139.50	116.00
1	N	188	G	N1-C6-O6	14.51	128.61	119.90
1	N	340	G	C5-C6-O6	-14.48	119.91	128.60
1	N	323	G	C5-C6-O6	-14.34	120.00	128.60
1	N	245	A	P-O3'-C3'	-14.27	102.58	119.70
1	N	233	G	C5-C6-O6	-13.93	120.24	128.60
1	N	244	C	P-O3'-C3'	13.88	136.35	119.70
1	N	325	A	N1-C6-N6	13.87	126.92	118.60
1	N	290	U	P-O3'-C3'	13.74	136.19	119.70
1	N	155	G	C5-C6-O6	-13.59	120.45	128.60
1	N	233	G	P-O3'-C3'	13.40	135.78	119.70
1	N	331	C	P-O5'-C5'	13.35	142.26	120.90
1	N	308	A	P-O3'-C3'	13.35	135.72	119.70
1	N	161	U	P-O3'-C3'	13.33	135.70	119.70
1	N	283	A	C8-N9-C1'	-13.30	103.76	127.70
1	N	155	G	N1-C6-O6	13.29	127.88	119.90
1	N	210	C	C2-N3-C4	-13.28	113.26	119.90
1	N	283	A	N9-C4-C5	-13.12	100.55	105.80
1	N	158	G	N1-C6-O6	13.01	127.71	119.90
1	N	272	C	C6-N1-C2	-12.98	115.11	120.30

Continued on next page...

Continued from previous page...

Mol	Chain	Res	Type	Atoms	Z	Observed(^{o})	Ideal(^{o})
1	N	274	C	C6-N1-C2	-12.84	115.16	120.30
1	N	283	A	O4'-C1'-N9	12.81	118.45	108.20
1	N	305	A	O4'-C1'-N9	12.79	118.43	108.20
1	N	158	G	C5-C6-O6	-12.75	120.95	128.60
1	N	207	A	N1-C6-N6	-12.70	110.98	118.60
1	N	239	A	N9-C4-C5	12.67	110.87	105.80
1	N	196	A	O4'-C1'-N9	12.57	118.26	108.20
1	N	250	A	P-O3'-C3'	12.56	134.78	119.70
1	N	297	A	P-O3'-C3'	12.55	134.76	119.70
1	N	334	C	O4'-C1'-N1	12.54	118.23	108.20
1	N	142	G	C5-C6-O6	-12.53	121.08	128.60
1	N	282	A	P-O3'-C3'	12.53	134.74	119.70
1	N	144	G	N1-C6-O6	12.46	127.38	119.90
1	N	202	G	C8-N9-C4	-12.45	101.42	106.40
1	N	181	G	N7-C8-N9	12.29	119.24	113.10
1	N	153	G	C5-C6-O6	-12.27	121.24	128.60
1	N	260	C	O4'-C1'-N1	12.27	118.02	108.20
1	N	320	G	P-O5'-C5'	12.26	140.52	120.90
1	N	265	C	O4'-C1'-N1	12.15	117.92	108.20
1	N	135	C	C2-N1-C1'	-12.10	105.49	118.80
1	N	305	A	C2-N3-C4	-12.06	104.57	110.60
1	N	162	A	C8-N9-C4	-12.05	100.98	105.80
1	N	351	A	C5-N7-C8	-12.00	97.90	103.90
1	N	180	A	C8-N9-C4	-11.97	101.01	105.80
1	N	306	C	N3-C4-C5	-11.96	117.12	121.90
1	N	135	C	C5'-C4'-C3'	11.88	135.00	116.00
1	N	266	G	O4'-C1'-N9	11.86	117.69	108.20
1	N	283	A	N1-C2-N3	11.81	135.21	129.30
1	N	181	G	C5'-C4'-C3'	11.75	134.80	116.00
1	N	325	A	C5-C6-N6	-11.73	114.31	123.70
1	N	259	C	N3-C4-C5	-11.71	117.22	121.90
1	N	320	G	C5'-C4'-C3'	11.69	134.70	116.00
1	N	157	G	P-O3'-C3'	11.66	133.69	119.70
1	N	219	G	N1-C6-O6	11.61	126.86	119.90
1	N	152	U	C4'-C3'-C2'	-11.51	91.09	102.60
1	N	331	C	N3-C4-C5	11.47	126.49	121.90
1	N	257	A	C5-C6-N6	-11.45	114.54	123.70
1	N	345	G	C5-C6-O6	-11.26	121.84	128.60
1	N	222	G	C5-C6-O6	-11.15	121.91	128.60
1	N	270	G	C5-C6-O6	-11.14	121.91	128.60
1	N	148	U	O4'-C1'-N1	11.10	117.08	108.20
1	N	142	G	N1-C6-O6	11.09	126.56	119.90

Continued on next page...

Continued from previous page...

Mol	Chain	Res	Type	Atoms	Z	Observed(^{o})	Ideal(^{o})
1	N	169	G	C4-C5-N7	11.06	115.22	110.80
1	N	241	G	C5-C6-O6	10.98	135.19	128.60
1	N	231	A	C2-N3-C4	-10.95	105.13	110.60
1	N	237	G	C4-C5-N7	10.95	115.18	110.80
1	N	157	G	C4'-C3'-C2'	-10.92	91.68	102.60
1	N	306	C	C5-C4-N4	10.91	127.83	120.20
1	N	308	A	N1-C6-N6	10.81	125.09	118.60
1	N	168	U	O4'-C1'-N1	10.72	116.78	108.20
1	N	151	C	C6-N1-C2	-10.69	116.02	120.30
1	N	204	A	C8-N9-C4	-10.68	101.53	105.80
1	N	329	G	C8-N9-C4	-10.67	102.13	106.40
1	N	319	U	C5-C6-N1	-10.65	117.38	122.70
1	N	337	G	N1-C6-O6	10.64	126.29	119.90
1	N	336	A	N1-C6-N6	10.63	124.98	118.60
1	N	180	A	P-O3'-C3'	10.62	132.45	119.70
1	N	137	U	O4'-C1'-N1	10.60	116.68	108.20
1	N	333	A	C8-N9-C4	-10.58	101.57	105.80
1	N	245	A	P-O5'-C5'	10.57	137.81	120.90
1	N	337	G	O4'-C1'-N9	10.57	116.65	108.20
1	N	298	U	C2'-C3'-O3'	10.55	132.72	109.50
1	N	336	A	P-O3'-C3'	10.55	132.37	119.70
1	N	298	U	C5-C6-N1	10.49	127.94	122.70
1	N	244	C	N3-C4-C5	10.45	126.08	121.90
1	N	294	G	C5-C6-O6	10.45	134.87	128.60
1	N	258	A	N1-C6-N6	-10.42	112.35	118.60
1	N	234	A	P-O3'-C3'	10.42	132.20	119.70
1	N	241	G	C4-C5-N7	-10.42	106.63	110.80
1	N	169	G	O4'-C1'-N9	10.41	116.53	108.20
1	N	156	U	O4'-C1'-N1	10.39	116.51	108.20
1	N	136	G	C1'-O4'-C4'	10.36	118.19	109.90
1	N	335	U	O4'-C1'-N1	10.34	116.47	108.20
1	N	153	G	C5-C6-N1	10.32	116.66	111.50
1	N	339	A	N1-C6-N6	-10.29	112.42	118.60
1	N	251	C	N3-C4-N4	10.25	125.18	118.00
1	N	186	C	C6-N1-C2	-10.21	116.22	120.30
1	N	207	A	C8-N9-C4	10.21	109.88	105.80
1	N	217	G	P-O3'-C3'	10.20	131.94	119.70
1	N	291	U	O4'-C1'-N1	10.18	116.35	108.20
1	N	268	G	C5-C6-O6	-10.17	122.50	128.60
1	N	175	A	C5-C6-N1	10.15	122.77	117.70
1	N	326	G	C5-C6-O6	-10.11	122.53	128.60
1	N	239	A	C4-C5-N7	-10.06	105.67	110.70

Continued on next page...

Continued from previous page...

Mol	Chain	Res	Type	Atoms	Z	Observed(^{o})	Ideal(^{o})
1	N	173	A	N1-C6-N6	-10.06	112.56	118.60
1	N	336	A	C5-C6-N6	-10.05	115.66	123.70
1	N	302	G	C2-N3-C4	10.00	116.90	111.90
1	N	199	U	O4'-C1'-N1	9.97	116.18	108.20
1	N	194	C	C6-N1-C2	9.94	124.28	120.30
1	N	208	G	N3-C2-N2	9.93	126.85	119.90
1	N	147	C	C4-C5-C6	9.88	122.34	117.40
1	N	334	C	C6-N1-C2	-9.87	116.35	120.30
1	N	181	G	C5-C6-O6	-9.84	122.69	128.60
1	N	353	A	C5-N7-C8	-9.79	99.00	103.90
1	N	277	G	N7-C8-N9	-9.78	108.21	113.10
1	N	345	G	N1-C6-O6	9.71	125.72	119.90
1	N	214	C	C6-N1-C2	-9.70	116.42	120.30
1	N	279	G	C5-C6-O6	-9.69	122.79	128.60
1	N	351	A	N7-C8-N9	9.67	118.63	113.80
1	N	211	C	C6-N1-C2	-9.65	116.44	120.30
1	N	284	A	C5'-C4'-O4'	-9.64	97.53	109.10
1	N	208	G	P-O5'-C5'	9.63	136.30	120.90
1	N	232	C	O4'-C1'-N1	9.63	115.90	108.20
1	N	243	C	O4'-C1'-N1	9.60	115.88	108.20
1	N	236	G	C4-C5-N7	9.60	114.64	110.80
1	N	304	U	C5'-C4'-C3'	9.60	131.35	116.00
1	N	270	G	N1-C6-O6	9.57	125.64	119.90
1	N	136	G	C8-N9-C4	-9.56	102.58	106.40
1	N	144	G	N7-C8-N9	9.53	117.86	113.10
1	N	304	U	P-O3'-C3'	9.50	131.10	119.70
1	N	210	C	O4'-C1'-N1	9.49	115.80	108.20
1	N	268	G	N1-C6-O6	9.49	125.60	119.90
1	N	135	C	O4'-C4'-C3'	-9.49	94.51	104.00
1	N	324	C	C5-C6-N1	9.47	125.74	121.00
1	N	195	G	C5-C6-O6	-9.46	122.92	128.60
1	N	319	U	C2-N1-C1'	-9.46	106.35	117.70
1	N	350	A	C4-C5-C6	-9.45	112.28	117.00
1	N	219	G	C4-C5-N7	-9.43	107.03	110.80
1	N	242	C	P-O3'-C3'	9.42	131.00	119.70
1	N	341	G	C5-C6-O6	-9.41	122.95	128.60
1	N	358	U	N1-C2-O2	-9.38	116.24	122.80
1	N	196	A	C5-C6-N6	-9.30	116.26	123.70
1	N	332	C	O4'-C1'-N1	9.30	115.64	108.20
1	N	220	A	P-O3'-C3'	9.29	130.85	119.70
1	N	200	G	O4'-C1'-N9	9.29	115.63	108.20
1	N	202	G	P-O3'-C3'	9.27	130.83	119.70

Continued on next page...

Continued from previous page...

Mol	Chain	Res	Type	Atoms	Z	Observed(°)	Ideal(°)
1	N	152	U	C3'-C2'-C1'	9.26	108.91	101.50
1	N	233	G	C4'-C3'-C2'	-9.26	93.34	102.60
1	N	328	G	C4-C5-N7	-9.24	107.10	110.80
1	N	283	A	C2-N3-C4	-9.24	105.98	110.60
1	N	202	G	N7-C8-N9	9.23	117.72	113.10
1	N	167	C	N3-C4-N4	-9.23	111.54	118.00
1	N	217	G	N7-C8-N9	9.22	117.71	113.10
1	N	330	C	N3-C4-C5	-9.22	118.21	121.90
1	N	340	G	N1-C6-O6	9.22	125.43	119.90
1	N	219	G	C5-C6-N1	-9.22	106.89	111.50
1	N	353	A	N7-C8-N9	9.20	118.40	113.80
1	N	190	A	N1-C6-N6	-9.20	113.08	118.60
1	N	271	U	N3-C4-C5	-9.17	109.10	114.60
1	N	237	G	C6-C5-N7	-9.16	124.90	130.40
1	N	201	A	N1-C2-N3	9.15	133.88	129.30
1	N	273	G	C5-C6-O6	-9.15	123.11	128.60
1	N	350	A	N1-C2-N3	-9.14	124.73	129.30
1	N	137	U	C5-C4-O4	-9.13	120.42	125.90
1	N	275	U	O4'-C1'-N1	9.11	115.49	108.20
1	N	328	G	N3-C4-C5	-9.10	124.05	128.60
1	N	269	G	C5-C6-O6	-9.09	123.15	128.60
1	N	301	G	N1-C6-O6	9.08	125.35	119.90
1	N	180	A	N9-C4-C5	9.08	109.43	105.80
1	N	301	G	O4'-C1'-N9	9.07	115.46	108.20
1	N	233	G	C5-C6-N1	9.07	116.03	111.50
1	N	218	A	N1-C6-N6	9.07	124.04	118.60
1	N	316	G	C2-N3-C4	9.05	116.43	111.90
1	N	352	A	C2-N3-C4	-9.05	106.07	110.60
1	N	349	A	N9-C4-C5	-9.05	102.18	105.80
1	N	143	C	N3-C4-C5	9.04	125.52	121.90
1	N	163	A	C6-N1-C2	-9.04	113.18	118.60
1	N	178	A	O4'-C1'-N9	9.02	115.42	108.20
1	N	323	G	C5-C6-N1	9.02	116.01	111.50
1	N	328	G	O3'-P-O5'	-9.00	86.91	104.00
1	N	214	C	O4'-C1'-N1	8.99	115.39	108.20
1	N	173	A	C5-C6-N6	8.98	130.88	123.70
1	N	211	C	C5-C6-N1	8.97	125.49	121.00
1	N	245	A	C4-C5-N7	8.97	115.18	110.70
1	N	320	G	O4'-C1'-N9	8.95	115.36	108.20
1	N	243	C	N3-C4-C5	8.95	125.48	121.90
1	N	255	U	O4'-C1'-N1	8.94	115.36	108.20
1	N	232	C	P-O5'-C5'	8.93	135.18	120.90

Continued on next page...

Continued from previous page...

Mol	Chain	Res	Type	Atoms	Z	Observed(^{o})	Ideal(^{o})
1	N	136	G	O4'-C1'-C2'	-8.92	96.88	105.80
1	N	339	A	O4'-C1'-N9	8.92	115.34	108.20
1	N	226	C	C5-C6-N1	8.92	125.46	121.00
1	N	229	G	C4-C5-N7	-8.90	107.24	110.80
1	N	181	G	C8-N9-C4	-8.89	102.84	106.40
1	N	144	G	N9-C4-C5	8.89	108.95	105.40
1	N	302	G	N1-C2-N3	-8.88	118.57	123.90
1	N	307	G	O4'-C1'-N9	8.88	115.30	108.20
1	N	275	U	N3-C2-O2	-8.87	115.99	122.20
1	N	349	A	C4-C5-N7	8.83	115.11	110.70
1	N	232	C	C6-N1-C2	8.81	123.82	120.30
1	N	284	A	C8-N9-C4	-8.79	102.28	105.80
1	N	323	G	C8-N9-C4	8.78	109.91	106.40
1	N	342	C	C6-N1-C2	-8.78	116.79	120.30
1	N	137	U	P-O5'-C5'	8.74	134.88	120.90
1	N	250	A	O4'-C1'-N9	8.73	115.19	108.20
1	N	133	G	C2-N3-C4	8.72	116.26	111.90
1	N	201	A	C2-N3-C4	-8.72	106.24	110.60
1	N	149	C	C5-C4-N4	8.69	126.28	120.20
1	N	349	A	N3-C4-C5	8.69	132.88	126.80
1	N	169	G	C4-C5-C6	-8.69	113.59	118.80
1	N	277	G	C6-N1-C2	8.69	130.31	125.10
1	N	171	G	C4-C5-N7	8.68	114.27	110.80
1	N	324	C	O4'-C1'-N1	8.68	115.14	108.20
1	N	144	G	C5-C6-O6	-8.67	123.40	128.60
1	N	128	G	N1-C6-O6	8.66	125.10	119.90
1	N	313	A	C5'-C4'-O4'	8.66	119.50	109.10
1	N	210	C	N3-C2-O2	-8.66	115.84	121.90
1	N	167	C	C6-N1-C2	-8.66	116.84	120.30
1	N	244	C	C2-N3-C4	-8.65	115.58	119.90
1	N	223	C	N3-C4-C5	-8.62	118.45	121.90
1	N	283	A	C5'-C4'-O4'	-8.60	98.78	109.10
1	N	148	U	N3-C4-O4	-8.57	113.40	119.40
1	N	351	A	C4-C5-C6	-8.57	112.72	117.00
1	N	202	G	N3-C4-C5	-8.55	124.32	128.60
1	N	147	C	O4'-C1'-N1	8.55	115.04	108.20
1	N	284	A	O5'-C5'-C4'	8.55	127.94	111.70
1	N	175	A	C6-N1-C2	-8.53	113.48	118.60
1	N	232	C	N1-C2-O2	8.53	124.02	118.90
1	N	331	C	C4-C5-C6	-8.53	113.14	117.40
1	N	294	G	C8-N9-C4	-8.53	102.99	106.40
1	N	329	G	C6-C5-N7	-8.53	125.28	130.40

Continued on next page...

Continued from previous page...

Mol	Chain	Res	Type	Atoms	Z	Observed(^{o})	Ideal(^{o})
1	N	160	C	C5-C6-N1	8.52	125.26	121.00
1	N	349	A	C4-C5-C6	-8.52	112.74	117.00
1	N	139	G	C2-N3-C4	8.49	116.15	111.90
1	N	304	U	O4'-C1'-N1	8.49	115.00	108.20
1	N	233	G	C2-N3-C4	8.49	116.14	111.90
1	N	315	A	C8-N9-C4	8.48	109.19	105.80
1	N	355	C	C2-N3-C4	8.48	124.14	119.90
1	N	155	G	O4'-C1'-N9	8.48	114.98	108.20
1	N	264	G	C8-N9-C4	8.46	109.78	106.40
1	N	215	U	P-O3'-C3'	8.45	129.84	119.70
1	N	234	A	O4'-C1'-N9	8.44	114.95	108.20
1	N	333	A	N9-C4-C5	8.42	109.17	105.80
1	N	213	C	N3-C4-C5	-8.41	118.54	121.90
1	N	143	C	C6-N1-C2	-8.35	116.96	120.30
1	N	217	G	O4'-C1'-N9	8.34	114.87	108.20
1	N	285	U	P-O5'-C5'	-8.34	107.56	120.90
1	N	357	C	N3-C2-O2	-8.33	116.07	121.90
1	N	203	C	C2-N3-C4	-8.33	115.74	119.90
1	N	284	A	C4-N9-C1'	-8.33	111.31	126.30
1	N	295	U	P-O3'-C3'	-8.31	109.72	119.70
1	N	218	A	C4-C5-C6	-8.31	112.85	117.00
1	N	164	G	N7-C8-N9	8.30	117.25	113.10
1	N	355	C	N3-C4-C5	-8.29	118.58	121.90
1	N	326	G	N1-C6-O6	8.27	124.86	119.90
1	N	169	G	N9-C4-C5	-8.26	102.10	105.40
1	N	223	C	N1-C2-O2	8.25	123.85	118.90
1	N	255	U	N1-C2-N3	8.25	119.85	114.90
1	N	179	C	C5-C4-N4	-8.24	114.43	120.20
1	N	193	U	P-O3'-C3'	-8.24	109.81	119.70
1	N	161	U	C4'-C3'-C2'	-8.23	94.37	102.60
1	N	195	G	O4'-C1'-N9	8.23	114.78	108.20
1	N	360	C	N3-C2-O2	-8.22	116.14	121.90
1	N	328	G	O4'-C1'-N9	8.22	114.77	108.20
1	N	147	C	N3-C4-C5	-8.20	118.62	121.90
1	N	315	A	N9-C4-C5	-8.20	102.52	105.80
1	N	218	A	C5-C6-N6	-8.18	117.16	123.70
1	N	144	G	N3-C2-N2	8.15	125.60	119.90
1	N	145	A	C5-C6-N1	-8.14	113.63	117.70
1	N	320	G	C2-N3-C4	8.14	115.97	111.90
1	N	207	A	P-O5'-C5'	8.13	133.91	120.90
1	N	272	C	C5-C4-N4	-8.13	114.51	120.20
1	N	144	G	P-O3'-C3'	8.12	129.44	119.70

Continued on next page...

Continued from previous page...

Mol	Chain	Res	Type	Atoms	Z	Observed(^{o})	Ideal(^{o})
1	N	261	C	O4'-C1'-N1	8.12	114.69	108.20
1	N	331	C	C5'-C4'-C3'	8.12	128.99	116.00
1	N	177	G	N1-C6-O6	-8.10	115.04	119.90
1	N	141	G	C6-N1-C2	-8.10	120.24	125.10
1	N	310	C	O4'-C1'-N1	8.10	114.68	108.20
1	N	342	C	C4-C5-C6	8.10	121.45	117.40
1	N	277	G	C8-N9-C4	8.08	109.63	106.40
1	N	325	A	N7-C8-N9	8.08	117.84	113.80
1	N	347	A	N1-C2-N3	8.08	133.34	129.30
1	N	164	G	C8-N9-C4	-8.07	103.17	106.40
1	N	174	C	P-O3'-C3'	8.05	129.36	119.70
1	N	227	G	O4'-C1'-N9	8.04	114.63	108.20
1	N	174	C	O3'-P-O5'	-8.04	88.73	104.00
1	N	180	A	C1'-O4'-C4'	8.02	116.32	109.90
1	N	143	C	C5-C6-N1	8.01	125.01	121.00
1	N	215	U	C6-N1-C2	-8.00	116.20	121.00
1	N	256	U	N1-C2-N3	8.00	119.70	114.90
1	N	326	G	C8-N9-C4	8.00	109.60	106.40
1	N	186	C	O4'-C1'-N1	8.00	114.60	108.20
1	N	273	G	O4'-C1'-N9	8.00	114.60	108.20
1	N	263	G	C5-C6-O6	-7.97	123.82	128.60
1	N	152	U	P-O3'-C3'	7.97	129.26	119.70
1	N	163	A	N1-C2-N3	7.95	133.28	129.30
1	N	208	G	C6-C5-N7	-7.91	125.66	130.40
1	N	262	U	C2-N3-C4	7.91	131.74	127.00
1	N	359	G	N1-C6-O6	7.90	124.64	119.90
1	N	308	A	C5-C6-N6	-7.88	117.39	123.70
1	N	244	C	C4'-C3'-C2'	7.88	110.48	102.60
1	N	202	G	C2-N3-C4	7.87	115.83	111.90
1	N	317	G	O4'-C1'-N9	7.87	114.50	108.20
1	N	171	G	N9-C4-C5	-7.86	102.26	105.40
1	N	135	C	O4'-C1'-N1	7.84	114.48	108.20
1	N	219	G	C4-C5-C6	7.83	123.50	118.80
1	N	179	C	O4'-C1'-N1	7.83	114.46	108.20
1	N	203	C	C5-C4-N4	-7.82	114.73	120.20
1	N	347	A	C6-N1-C2	-7.80	113.92	118.60
1	N	301	G	C5-C6-O6	-7.80	123.92	128.60
1	N	144	G	O4'-C1'-N9	7.80	114.44	108.20
1	N	219	G	N3-C4-C5	-7.79	124.70	128.60
1	N	298	U	C2-N3-C4	-7.79	122.33	127.00
1	N	284	A	N9-C1'-C2'	7.78	124.12	114.00
1	N	273	G	C5-N7-C8	-7.78	100.41	104.30

Continued on next page...

Continued from previous page...

Mol	Chain	Res	Type	Atoms	Z	Observed(^{o})	Ideal(^{o})
1	N	136	G	C6-C5-N7	-7.75	125.75	130.40
1	N	313	A	N1-C2-N3	7.74	133.17	129.30
1	N	195	G	N3-C2-N2	7.74	125.32	119.90
1	N	271	U	C4-C5-C6	7.74	124.34	119.70
1	N	360	C	O4'-C1'-N1	7.73	114.39	108.20
1	N	251	C	C5'-C4'-C3'	7.73	128.37	116.00
1	N	359	G	O4'-C1'-N9	7.73	114.38	108.20
1	N	323	G	N9-C4-C5	-7.71	102.32	105.40
1	N	272	C	C2-N1-C1'	7.70	127.27	118.80
1	N	327	A	C5'-C4'-C3'	7.68	128.29	116.00
1	N	207	A	N7-C8-N9	-7.68	109.96	113.80
1	N	195	G	N1-C6-O6	7.68	124.51	119.90
1	N	151	C	P-O3'-C3'	-7.67	110.50	119.70
1	N	349	A	C2-N3-C4	-7.66	106.77	110.60
1	N	237	G	O4'-C1'-N9	7.66	114.32	108.20
1	N	258	A	N9-C4-C5	7.63	108.85	105.80
1	N	270	G	O4'-C1'-C2'	-7.62	98.18	105.80
1	N	294	G	C6-C5-N7	-7.61	125.83	130.40
1	N	342	C	N3-C4-C5	-7.61	118.86	121.90
1	N	271	U	O3'-P-O5'	7.59	118.43	104.00
1	N	324	C	C6-N1-C2	-7.59	117.26	120.30
1	N	181	G	O3'-P-O5'	7.58	118.40	104.00
1	N	162	A	C4-N9-C1'	7.57	139.92	126.30
1	N	290	U	O4'-C1'-N1	7.56	114.25	108.20
1	N	299	G	O5'-C5'-C4'	7.56	126.07	111.70
1	N	235	G	P-O5'-C5'	7.56	132.99	120.90
1	N	350	A	C5-C6-N1	7.55	121.48	117.70
1	N	277	G	N9-C4-C5	-7.55	102.38	105.40
1	N	152	U	C5-C6-N1	7.54	126.47	122.70
1	N	340	G	N3-C4-C5	-7.54	124.83	128.60
1	N	319	U	C5'-C4'-O4'	-7.53	100.06	109.10
1	N	330	C	C4-C5-C6	7.53	121.16	117.40
1	N	142	G	N7-C8-N9	7.51	116.86	113.10
1	N	256	U	C4-C5-C6	7.51	124.20	119.70
1	N	246	A	N1-C2-N3	-7.50	125.55	129.30
1	N	174	C	C5-C6-N1	-7.50	117.25	121.00
1	N	136	G	N3-C4-C5	-7.49	124.86	128.60
1	N	264	G	C6-N1-C2	-7.47	120.62	125.10
1	N	303	G	C6-C5-N7	-7.46	125.92	130.40
1	N	305	A	C3'-C2'-C1'	7.46	107.47	101.50
1	N	180	A	P-O5'-C5'	7.45	132.83	120.90
1	N	323	G	C6-C5-N7	7.45	134.87	130.40

Continued on next page...

Continued from previous page...

Mol	Chain	Res	Type	Atoms	Z	Observed(^{o})	Ideal(^{o})
1	N	168	U	C2-N3-C4	-7.44	122.54	127.00
1	N	283	A	N1-C6-N6	7.43	123.06	118.60
1	N	358	U	N3-C2-O2	7.43	127.40	122.20
1	N	258	A	C8-N9-C4	-7.43	102.83	105.80
1	N	230	G	P-O3'-C3'	7.43	128.61	119.70
1	N	133	G	N3-C2-N2	7.42	125.10	119.90
1	N	234	A	N1-C6-N6	-7.42	114.15	118.60
1	N	316	G	C4'-C3'-C2'	-7.42	95.18	102.60
1	N	140	U	C5-C4-O4	-7.39	121.46	125.90
1	N	304	U	C6-N1-C2	-7.39	116.56	121.00
1	N	149	C	N3-C4-N4	-7.38	112.83	118.00
1	N	197	C	C6-N1-C2	-7.38	117.35	120.30
1	N	181	G	C6-N1-C2	-7.37	120.68	125.10
1	N	187	A	C6-N1-C2	-7.37	114.18	118.60
1	N	303	G	C3'-C2'-C1'	-7.37	95.60	101.50
1	N	139	G	C5-C6-N1	7.37	115.18	111.50
1	N	169	G	N3-C4-C5	7.37	132.28	128.60
1	N	179	C	N3-C4-N4	7.36	123.15	118.00
1	N	169	G	C3'-C2'-C1'	7.35	107.38	101.50
1	N	223	C	P-O5'-C5'	7.33	132.63	120.90
1	N	241	G	N1-C6-O6	-7.32	115.51	119.90
1	N	305	A	N3-C4-C5	7.32	131.92	126.80
1	N	171	G	N1-C6-O6	-7.31	115.51	119.90
1	N	261	C	C6-N1-C2	7.31	123.22	120.30
1	N	356	U	OP1-P-OP2	-7.28	108.68	119.60
1	N	350	A	N9-C4-C5	-7.27	102.89	105.80
1	N	325	A	O4'-C1'-N9	7.27	114.02	108.20
1	N	211	C	C4'-C3'-C2'	-7.26	95.34	102.60
1	N	283	A	N3-C4-N9	7.26	133.21	127.40
1	N	318	G	P-O3'-C3'	-7.25	111.00	119.70
1	N	159	U	O4'-C1'-N1	7.23	113.98	108.20
1	N	138	A	N9-C4-C5	7.21	108.69	105.80
1	N	145	A	N1-C6-N6	7.21	122.93	118.60
1	N	148	U	N3-C4-C5	7.20	118.92	114.60
1	N	292	A	O4'-C1'-N9	7.20	113.96	108.20
1	N	256	U	N1-C2-O2	-7.20	117.76	122.80
1	N	339	A	P-O3'-C3'	-7.20	111.06	119.70
1	N	158	G	N1-C2-N3	-7.19	119.58	123.90
1	N	143	C	C4-C5-C6	-7.18	113.81	117.40
1	N	190	A	P-O3'-C3'	-7.18	111.08	119.70
1	N	137	U	C1'-O4'-C4'	-7.17	104.16	109.90
1	N	320	G	O5'-C5'-C4'	7.17	125.33	111.70

Continued on next page...

Continued from previous page...

Mol	Chain	Res	Type	Atoms	Z	Observed(^{o})	Ideal(^{o})
1	N	271	U	C5-C6-N1	-7.17	119.11	122.70
1	N	332	C	C2-N3-C4	-7.17	116.32	119.90
1	N	177	G	N3-C4-N9	-7.16	121.71	126.00
1	N	186	C	C5-C6-N1	7.14	124.57	121.00
1	N	273	G	N9-C4-C5	-7.14	102.54	105.40
1	N	226	C	C6-N1-C2	-7.14	117.44	120.30
1	N	258	A	C5-C6-N1	7.14	121.27	117.70
1	N	137	U	C2-N1-C1'	7.14	126.26	117.70
1	N	339	A	C5-C6-N6	7.13	129.41	123.70
1	N	206	U	N3-C4-C5	-7.12	110.33	114.60
1	N	342	C	P-O5'-C5'	-7.12	109.50	120.90
1	N	316	G	C5'-C4'-C3'	-7.12	104.61	116.00
1	N	157	G	C5-C6-O6	7.10	132.86	128.60
1	N	162	A	C8-N9-C1'	-7.10	114.92	127.70
1	N	164	G	N1-C6-O6	-7.10	115.64	119.90
1	N	283	A	N7-C8-N9	7.10	117.35	113.80
1	N	307	G	C2-N3-C4	7.09	115.45	111.90
1	N	351	A	C4-C5-N7	7.09	114.25	110.70
1	N	233	G	C4-C5-N7	7.09	113.64	110.80
1	N	278	G	N9-C4-C5	-7.09	102.56	105.40
1	N	278	G	O4'-C1'-N9	7.09	113.87	108.20
1	N	215	U	O3'-P-O5'	7.08	117.45	104.00
1	N	297	A	O4'-C1'-N9	7.08	113.86	108.20
1	N	165	U	P-O3'-C3'	-7.08	111.21	119.70
1	N	191	G	C5-C6-O6	-7.07	124.36	128.60
1	N	143	C	O4'-C1'-N1	7.07	113.86	108.20
1	N	281	G	C5-C6-O6	-7.06	124.36	128.60
1	N	209	C	O4'-C1'-N1	7.05	113.84	108.20
1	N	306	C	C4-C5-C6	7.05	120.93	117.40
1	N	134	C	O4'-C1'-N1	7.05	113.84	108.20
1	N	204	A	N9-C1'-C2'	-7.05	104.24	112.00
1	N	256	U	C6-N1-C2	-7.05	116.77	121.00
1	N	196	A	C5-C6-N1	7.04	121.22	117.70
1	N	295	U	N3-C2-O2	7.04	127.12	122.20
1	N	351	A	N1-C6-N6	-7.04	114.38	118.60
1	N	236	G	C2-N3-C4	7.03	115.42	111.90
1	N	172	U	N3-C4-O4	-7.03	114.48	119.40
1	N	160	C	O4'-C1'-N1	7.03	113.82	108.20
1	N	346	U	C4-C5-C6	-7.03	115.48	119.70
1	N	205	C	P-O3'-C3'	7.02	128.13	119.70
1	N	324	C	P-O5'-C5'	7.02	132.13	120.90
1	N	157	G	N3-C4-C5	7.02	132.11	128.60

Continued on next page...

Continued from previous page...

Mol	Chain	Res	Type	Atoms	Z	Observed(^{o})	Ideal(^{o})
1	N	170	A	P-O3'-C3'	7.02	128.12	119.70
1	N	341	G	N9-C4-C5	7.01	108.20	105.40
1	N	302	G	C8-N9-C4	-7.01	103.60	106.40
1	N	270	G	N9-C4-C5	7.00	108.20	105.40
1	N	263	G	OP1-P-OP2	-6.98	109.12	119.60
1	N	167	C	C5-C4-N4	6.98	125.09	120.20
1	N	137	U	N3-C4-O4	6.97	124.28	119.40
1	N	162	A	O4'-C1'-N9	6.97	113.78	108.20
1	N	251	C	N3-C4-C5	-6.97	119.11	121.90
1	N	342	C	O4'-C1'-N1	6.97	113.77	108.20
1	N	188	G	P-O3'-C3'	-6.96	111.35	119.70
1	N	304	U	C4'-C3'-C2'	6.96	109.56	102.60
1	N	321	C	C6-N1-C2	-6.96	117.52	120.30
1	N	157	G	C2-N3-C4	-6.95	108.42	111.90
1	N	153	G	C4-C5-C6	-6.95	114.63	118.80
1	N	301	G	C6-C5-N7	-6.95	126.23	130.40
1	N	247	G	P-O3'-C3'	-6.94	111.37	119.70
1	N	304	U	C5-C4-O4	-6.94	121.73	125.90
1	N	319	U	O5'-P-OP2	-6.92	99.47	105.70
1	N	191	G	N1-C6-O6	6.92	124.05	119.90
1	N	321	C	N3-C4-C5	-6.92	119.13	121.90
1	N	329	G	C4-C5-C6	6.92	122.95	118.80
1	N	162	A	C1'-O4'-C4'	6.91	115.43	109.90
1	N	210	C	N1-C2-N3	6.91	124.04	119.20
1	N	297	A	C8-N9-C4	-6.91	103.04	105.80
1	N	265	C	C5-C6-N1	6.90	124.45	121.00
1	N	354	U	N1-C2-O2	-6.90	117.97	122.80
1	N	242	C	C6-N1-C1'	-6.89	112.53	120.80
1	N	172	U	C5-C4-O4	6.89	130.03	125.90
1	N	271	U	O4'-C1'-N1	6.89	113.71	108.20
1	N	314	U	O4'-C1'-N1	6.89	113.71	108.20
1	N	317	G	C8-N9-C4	-6.89	103.64	106.40
1	N	141	G	C5-C6-N1	6.88	114.94	111.50
1	N	305	A	C5'-C4'-C3'	6.88	127.01	116.00
1	N	210	C	C5-C4-N4	-6.88	115.39	120.20
1	N	324	C	C5'-C4'-O4'	6.87	117.35	109.10
1	N	180	A	C5-C6-N6	-6.87	118.21	123.70
1	N	283	A	C6-N1-C2	-6.86	114.48	118.60
1	N	346	U	C5'-C4'-O4'	6.85	117.32	109.10
1	N	182	U	C5'-C4'-C3'	6.85	126.96	116.00
1	N	320	G	C4'-C3'-C2'	-6.84	95.76	102.60
1	N	185	U	C4'-C3'-C2'	-6.83	95.77	102.60

Continued on next page...

Continued from previous page...

Mol	Chain	Res	Type	Atoms	Z	Observed(^{o})	Ideal(^{o})
1	N	328	G	C5-N7-C8	6.83	107.71	104.30
1	N	141	G	C8-N9-C4	6.82	109.13	106.40
1	N	337	G	P-O3'-C3'	6.82	127.88	119.70
1	N	236	G	C8-N9-C4	-6.80	103.68	106.40
1	N	180	A	C6-N1-C2	-6.80	114.52	118.60
1	N	275	U	C6-N1-C2	-6.79	116.92	121.00
1	N	176	G	C8-N9-C4	-6.79	103.68	106.40
1	N	228	U	C1'-O4'-C4'	-6.79	104.47	109.90
1	N	297	A	C4-C5-N7	6.79	114.09	110.70
1	N	177	G	N3-C4-C5	6.78	131.99	128.60
1	N	173	A	P-O3'-C3'	6.78	127.84	119.70
1	N	340	G	C2-N3-C4	6.78	115.29	111.90
1	N	200	G	C1'-O4'-C4'	-6.78	104.48	109.90
1	N	230	G	C5-C6-O6	-6.77	124.54	128.60
1	N	304	U	O3'-P-O5'	-6.76	91.15	104.00
1	N	169	G	C5-N7-C8	-6.76	100.92	104.30
1	N	306	C	N1-C1'-C2'	-6.75	104.58	112.00
1	N	153	G	N9-C4-C5	-6.75	102.70	105.40
1	N	281	G	C5'-C4'-C3'	6.74	126.78	116.00
1	N	192	U	N3-C2-O2	-6.74	117.48	122.20
1	N	246	A	C8-N9-C4	-6.74	103.11	105.80
1	N	241	G	O4'-C1'-N9	6.73	113.58	108.20
1	N	209	C	C4'-C3'-C2'	-6.73	95.87	102.60
1	N	298	U	C6-N1-C2	-6.73	116.96	121.00
1	N	216	C	O4'-C1'-N1	6.72	113.58	108.20
1	N	255	U	C6-N1-C2	-6.72	116.97	121.00
1	N	276	A	N1-C6-N6	6.71	122.62	118.60
1	N	341	G	C8-N9-C4	-6.71	103.72	106.40
1	N	284	A	P-O5'-C5'	-6.71	110.17	120.90
1	N	153	G	N7-C8-N9	6.70	116.45	113.10
1	N	199	U	C5-C6-N1	6.70	126.05	122.70
1	N	164	G	C5'-C4'-C3'	-6.70	105.28	116.00
1	N	192	U	N1-C2-N3	6.69	118.92	114.90
1	N	350	A	C4'-C3'-C2'	-6.68	95.92	102.60
1	N	330	C	O4'-C1'-N1	6.68	113.55	108.20
1	N	188	G	C4-C5-N7	-6.68	108.13	110.80
1	N	252	A	C8-N9-C4	-6.67	103.13	105.80
1	N	323	G	N1-C6-O6	6.67	123.90	119.90
1	N	231	A	N1-C2-N3	6.67	132.63	129.30
1	N	320	G	C3'-C2'-C1'	6.67	106.83	101.50
1	N	160	C	C6-N1-C2	-6.67	117.63	120.30
1	N	177	G	C5-C6-N1	6.67	114.83	111.50

Continued on next page...

Continued from previous page...

Mol	Chain	Res	Type	Atoms	Z	Observed(^{o})	Ideal(^{o})
1	N	204	A	P-O3'-C3'	6.66	127.70	119.70
1	N	258	A	O4'-C1'-N9	6.66	113.53	108.20
1	N	306	C	O4'-C1'-N1	6.66	113.53	108.20
1	N	227	G	N1-C6-O6	-6.65	115.91	119.90
1	N	309	C	N3-C4-C5	-6.63	119.25	121.90
1	N	154	G	P-O5'-C5'	6.63	131.51	120.90
1	N	294	G	N1-C6-O6	-6.63	115.92	119.90
1	N	218	A	P-O5'-C5'	-6.63	110.30	120.90
1	N	291	U	P-O3'-C3'	6.62	127.65	119.70
1	N	270	G	C4-C5-N7	-6.62	108.15	110.80
1	N	157	G	O4'-C1'-N9	6.62	113.49	108.20
1	N	284	A	C2'-C3'-O3'	6.62	124.28	113.70
1	N	153	G	C2-N3-C4	-6.61	108.59	111.90
1	N	201	A	C4-C5-C6	6.61	120.31	117.00
1	N	187	A	P-O5'-C5'	6.61	131.47	120.90
1	N	212	A	O4'-C1'-N9	6.61	113.48	108.20
1	N	164	G	N3-C4-C5	-6.60	125.30	128.60
1	N	339	A	O4'-C4'-C3'	-6.60	97.40	104.00
1	N	171	G	N1-C2-N3	-6.60	119.94	123.90
1	N	232	C	N1-C2-N3	-6.60	114.58	119.20
1	N	273	G	C2-N3-C4	6.60	115.20	111.90
1	N	295	U	N3-C4-C5	6.60	118.56	114.60
1	N	340	G	C6-N1-C2	-6.59	121.14	125.10
1	N	312	G	C2-N3-C4	6.59	115.19	111.90
1	N	350	A	C8-N9-C4	6.58	108.43	105.80
1	N	243	C	C4-C5-C6	-6.58	114.11	117.40
1	N	201	A	C8-N9-C4	-6.56	103.18	105.80
1	N	237	G	OP1-P-OP2	-6.56	109.77	119.60
1	N	257	A	N3-C4-N9	-6.56	122.15	127.40
1	N	221	U	C6-N1-C2	6.55	124.93	121.00
1	N	263	G	O4'-C1'-N9	6.55	113.44	108.20
1	N	211	C	N1-C1'-C2'	-6.55	104.80	112.00
1	N	323	G	C4-C5-C6	-6.54	114.88	118.80
1	N	248	A	OP1-P-OP2	-6.53	109.80	119.60
1	N	320	G	P-O3'-C3'	-6.53	111.86	119.70
1	N	298	U	O4'-C1'-C2'	-6.52	99.28	105.80
1	N	217	G	N1-C2-N3	-6.52	119.99	123.90
1	N	283	A	C1'-O4'-C4'	6.51	115.11	109.90
1	N	310	C	N1-C2-O2	-6.51	114.99	118.90
1	N	155	G	O4'-C4'-C3'	-6.50	97.50	104.00
1	N	174	C	P-O5'-C5'	6.50	131.30	120.90
1	N	315	A	C3'-C2'-C1'	6.50	106.70	101.50

Continued on next page...

Continued from previous page...

Mol	Chain	Res	Type	Atoms	Z	Observed(^{o})	Ideal(^{o})
1	N	262	U	P-O5'-C5'	-6.49	110.51	120.90
1	N	277	G	N3-C4-N9	6.48	129.89	126.00
1	N	306	C	C2-N3-C4	6.48	123.14	119.90
1	N	274	C	C4'-C3'-C2'	-6.47	96.12	102.60
1	N	354	U	N3-C2-O2	6.47	126.73	122.20
1	N	211	C	O4'-C1'-N1	6.47	113.38	108.20
1	N	152	U	P-O5'-C5'	6.46	131.24	120.90
1	N	277	G	C5-N7-C8	6.46	107.53	104.30
1	N	153	G	O5'-P-OP1	-6.45	99.89	105.70
1	N	288	C	O4'-C1'-N1	6.45	113.36	108.20
1	N	222	G	N1-C6-O6	6.45	123.77	119.90
1	N	360	C	C3'-C2'-C1'	-6.45	96.34	101.50
1	N	218	A	C5'-C4'-C3'	-6.44	105.69	116.00
1	N	147	C	C4'-C3'-C2'	-6.43	96.17	102.60
1	N	353	A	OP1-P-OP2	-6.43	109.95	119.60
1	N	351	A	C5'-C4'-C3'	6.43	126.29	116.00
1	N	149	C	N3-C4-C5	-6.43	119.33	121.90
1	N	189	U	O4'-C1'-N1	6.42	113.34	108.20
1	N	251	C	C5-C4-N4	-6.42	115.70	120.20
1	N	171	G	C5-C6-O6	6.42	132.45	128.60
1	N	302	G	N3-C2-N2	6.42	124.39	119.90
1	N	257	A	O4'-C1'-N9	6.41	113.33	108.20
1	N	181	G	N1-C6-O6	6.41	123.74	119.90
1	N	210	C	C6-N1-C2	-6.40	117.74	120.30
1	N	210	C	C5-C6-N1	6.40	124.20	121.00
1	N	266	G	N9-C4-C5	-6.40	102.84	105.40
1	N	138	A	C4'-C3'-C2'	-6.39	96.20	102.60
1	N	337	G	C5-C6-O6	-6.39	124.76	128.60
1	N	130	C	O4'-C1'-N1	6.39	113.31	108.20
1	N	280	U	P-O3'-C3'	6.39	127.37	119.70
1	N	133	G	N1-C2-N3	-6.38	120.07	123.90
1	N	136	G	N3-C4-N9	6.38	129.83	126.00
1	N	288	C	C4-C5-C6	6.38	120.59	117.40
1	N	138	A	P-O3'-C3'	-6.37	112.05	119.70
1	N	180	A	C5-C6-N1	6.37	120.89	117.70
1	N	238	C	C4'-C3'-C2'	-6.37	96.23	102.60
1	N	279	G	C6-N1-C2	-6.37	121.28	125.10
1	N	319	U	C5'-C4'-C3'	6.36	126.18	116.00
1	N	233	G	N1-C6-O6	6.36	123.72	119.90
1	N	272	C	C1'-O4'-C4'	-6.35	104.82	109.90
1	N	242	C	C5-C4-N4	-6.35	115.75	120.20
1	N	190	A	C2-N3-C4	-6.35	107.43	110.60

Continued on next page...

Continued from previous page...

Mol	Chain	Res	Type	Atoms	Z	Observed(^{o})	Ideal(^{o})
1	N	319	U	C6-N1-C2	6.35	124.81	121.00
1	N	271	U	C5-C4-O4	6.34	129.71	125.90
1	N	153	G	C6-N1-C2	-6.34	121.29	125.10
1	N	357	C	N1-C2-O2	6.34	122.70	118.90
1	N	129	A	C4-C5-C6	6.34	120.17	117.00
1	N	245	A	N9-C4-C5	-6.34	103.27	105.80
1	N	302	G	N3-C4-C5	-6.34	125.43	128.60
1	N	326	G	N1-C2-N3	6.34	127.70	123.90
1	N	206	U	O4'-C1'-N1	6.33	113.27	108.20
1	N	261	C	C2-N3-C4	-6.33	116.73	119.90
1	N	152	U	C5'-C4'-C3'	-6.33	105.87	116.00
1	N	154	G	C2-N3-C4	6.33	115.07	111.90
1	N	189	U	C5'-C4'-C3'	6.33	126.13	116.00
1	N	313	A	C5-N7-C8	-6.33	100.74	103.90
1	N	344	A	N1-C2-N3	-6.33	126.14	129.30
1	N	289	A	C8-N9-C4	-6.32	103.27	105.80
1	N	264	G	N9-C4-C5	-6.32	102.87	105.40
1	N	186	C	C4-C5-C6	-6.31	114.24	117.40
1	N	202	G	N9-C4-C5	6.31	107.92	105.40
1	N	242	C	O4'-C1'-N1	6.31	113.25	108.20
1	N	192	U	C5-C6-N1	-6.30	119.55	122.70
1	N	144	G	N3-C4-N9	-6.30	122.22	126.00
1	N	193	U	C5-C6-N1	-6.30	119.55	122.70
1	N	203	C	C6-N1-C2	-6.29	117.78	120.30
1	N	285	U	N3-C4-O4	6.28	123.80	119.40
1	N	311	U	C3'-C2'-C1'	6.27	106.52	101.50
1	N	321	C	N3-C4-N4	6.27	122.39	118.00
1	N	331	C	C6-N1-C2	-6.27	117.79	120.30
1	N	340	G	C5-C6-N1	6.27	114.63	111.50
1	N	226	C	O4'-C1'-N1	6.26	113.21	108.20
1	N	209	C	C6-N1-C2	-6.26	117.80	120.30
1	N	202	G	C5-C6-N1	6.26	114.63	111.50
1	N	334	C	N3-C2-O2	-6.25	117.53	121.90
1	N	146	G	N9-C4-C5	-6.25	102.90	105.40
1	N	250	A	N1-C6-N6	-6.24	114.85	118.60
1	N	141	G	C5-C6-O6	-6.24	124.86	128.60
1	N	274	C	C2-N3-C4	-6.24	116.78	119.90
1	N	346	U	N1-C2-N3	-6.23	111.16	114.90
1	N	247	G	C5-C6-N1	-6.23	108.39	111.50
1	N	201	A	C5-C6-N1	-6.23	114.59	117.70
1	N	303	G	C5-C6-O6	6.23	132.34	128.60
1	N	283	A	P-O3'-C3'	-6.22	112.23	119.70

Continued on next page...

Continued from previous page...

Mol	Chain	Res	Type	Atoms	Z	Observed(^{o})	Ideal(^{o})
1	N	177	G	O4'-C1'-N9	6.22	113.18	108.20
1	N	308	A	P-O5'-C5'	6.21	130.84	120.90
1	N	283	A	N9-C1'-C2'	6.21	122.08	114.00
1	N	249	C	N3-C4-N4	-6.21	113.65	118.00
1	N	243	C	N1-C1'-C2'	-6.21	105.17	112.00
1	N	170	A	O4'-C1'-N9	6.20	113.16	108.20
1	N	158	G	O4'-C1'-N9	6.20	113.16	108.20
1	N	275	U	C5-C6-N1	6.20	125.80	122.70
1	N	219	G	C8-N9-C4	6.19	108.88	106.40
1	N	331	C	O5'-P-OP1	-6.19	100.13	105.70
1	N	281	G	N7-C8-N9	6.19	116.19	113.10
1	N	336	A	N3-C4-N9	6.19	132.35	127.40
1	N	294	G	C5-C6-N1	-6.19	108.41	111.50
1	N	154	G	C5'-C4'-C3'	6.18	125.89	116.00
1	N	312	G	N1-C2-N3	-6.18	120.19	123.90
1	N	289	A	N9-C4-C5	6.18	108.27	105.80
1	N	132	A	N1-C2-N3	-6.17	126.21	129.30
1	N	230	G	N9-C4-C5	6.17	107.87	105.40
1	N	259	C	C4-C5-C6	6.17	120.48	117.40
1	N	273	G	N3-C4-N9	6.16	129.70	126.00
1	N	169	G	C8-N9-C4	6.15	108.86	106.40
1	N	187	A	C5-N7-C8	-6.15	100.83	103.90
1	N	237	G	N3-C2-N2	6.15	124.20	119.90
1	N	338	C	P-O3'-C3'	-6.15	112.32	119.70
1	N	200	G	C4'-C3'-C2'	-6.14	96.46	102.60
1	N	275	U	N1-C2-O2	6.14	127.10	122.80
1	N	135	C	N1-C2-O2	6.14	122.58	118.90
1	N	219	G	C1'-O4'-C4'	-6.13	104.99	109.90
1	N	283	A	C5-C6-N1	-6.12	114.64	117.70
1	N	148	U	C2-N3-C4	-6.11	123.34	127.00
1	N	206	U	N3-C2-O2	-6.11	117.92	122.20
1	N	156	U	N1-C1'-C2'	-6.10	105.29	112.00
1	N	315	A	C4'-C3'-C2'	-6.10	96.50	102.60
1	N	183	C	O4'-C1'-N1	6.10	113.08	108.20
1	N	343	U	O4'-C1'-N1	6.09	113.08	108.20
1	N	291	U	C4-C5-C6	6.08	123.35	119.70
1	N	304	U	P-O5'-C5'	-6.08	111.17	120.90
1	N	309	C	O4'-C1'-N1	6.08	113.06	108.20
1	N	234	A	C5-N7-C8	6.07	106.94	103.90
1	N	291	U	N3-C4-C5	-6.07	110.96	114.60
1	N	230	G	N3-C2-N2	-6.07	115.65	119.90
1	N	286	C	P-O3'-C3'	-6.07	112.42	119.70

Continued on next page...

Continued from previous page...

Mol	Chain	Res	Type	Atoms	Z	Observed(^{o})	Ideal(^{o})
1	N	358	U	C4'-C3'-C2'	-6.07	96.53	102.60
1	N	339	A	OP2-P-O3'	6.06	118.54	105.20
1	N	172	U	C4'-C3'-C2'	-6.06	96.54	102.60
1	N	268	G	P-O5'-C5'	6.06	130.59	120.90
1	N	279	G	P-O5'-C5'	6.06	130.59	120.90
1	N	331	C	N3-C4-N4	-6.06	113.76	118.00
1	N	254	C	O4'-C1'-N1	6.06	113.05	108.20
1	N	262	U	P-O3'-C3'	-6.05	112.44	119.70
1	N	284	A	C3'-C2'-C1'	6.04	106.33	101.50
1	N	303	G	C5-C6-N1	-6.03	108.48	111.50
1	N	203	C	N3-C4-C5	6.03	124.31	121.90
1	N	221	U	C4'-C3'-C2'	6.03	108.63	102.60
1	N	135	C	C4'-C3'-C2'	6.02	108.62	102.60
1	N	302	G	C5-C6-N1	6.02	114.51	111.50
1	N	245	A	C6-C5-N7	-6.02	128.09	132.30
1	N	310	C	N1-C2-N3	6.02	123.41	119.20
1	N	163	A	N1-C6-N6	-6.01	114.99	118.60
1	N	216	C	N3-C2-O2	-6.01	117.69	121.90
1	N	136	G	C6-N1-C2	-6.01	121.49	125.10
1	N	327	A	C8-N9-C4	-6.01	103.39	105.80
1	N	171	G	N3-C4-N9	6.01	129.60	126.00
1	N	231	A	C3'-C2'-C1'	-6.01	96.69	101.50
1	N	281	G	C5-N7-C8	-6.01	101.30	104.30
1	N	181	G	C5'-C4'-O4'	-6.00	101.90	109.10
1	N	329	G	C5'-C4'-C3'	6.00	125.60	116.00
1	N	340	G	P-O3'-C3'	-6.00	112.50	119.70
1	N	328	G	C4-C5-C6	6.00	122.40	118.80
1	N	195	G	N1-C2-N2	-6.00	110.80	116.20
1	N	219	G	C5-N7-C8	6.00	107.30	104.30
1	N	277	G	C5-C6-O6	6.00	132.20	128.60
1	N	176	G	N1-C2-N2	5.99	121.59	116.20
1	N	234	A	N7-C8-N9	-5.98	110.81	113.80
1	N	258	A	P-O5'-C5'	5.97	130.46	120.90
1	N	252	A	C4-C5-N7	5.97	113.68	110.70
1	N	187	A	C1'-O4'-C4'	5.96	114.67	109.90
1	N	188	G	C2-N3-C4	5.96	114.88	111.90
1	N	128	G	C6-N1-C2	5.96	128.67	125.10
1	N	186	C	OP1-P-OP2	-5.95	110.67	119.60
1	N	187	A	C4-C5-N7	5.95	113.68	110.70
1	N	301	G	C8-N9-C4	-5.95	104.02	106.40
1	N	136	G	C5-C6-O6	-5.95	125.03	128.60
1	N	227	G	C6-C5-N7	5.95	133.97	130.40

Continued on next page...

Continued from previous page...

Mol	Chain	Res	Type	Atoms	Z	Observed(^{o})	Ideal(^{o})
1	N	136	G	C5-C6-N1	5.94	114.47	111.50
1	N	267	G	N1-C6-O6	5.94	123.46	119.90
1	N	257	A	C5'-C4'-O4'	-5.93	101.99	109.10
1	N	273	G	N7-C8-N9	5.93	116.06	113.10
1	N	259	C	C6-N1-C2	-5.92	117.93	120.30
1	N	279	G	C5-C6-N1	5.92	114.46	111.50
1	N	176	G	N1-C2-N3	-5.91	120.35	123.90
1	N	273	G	C4-C5-N7	5.91	113.17	110.80
1	N	274	C	C1'-O4'-C4'	-5.91	105.17	109.90
1	N	286	C	C4-C5-C6	5.91	120.35	117.40
1	N	244	C	N3-C4-N4	-5.90	113.87	118.00
1	N	340	G	N3-C4-N9	5.90	129.54	126.00
1	N	298	U	C1'-O4'-C4'	-5.89	105.19	109.90
1	N	268	G	C2-N3-C4	-5.88	108.96	111.90
1	N	198	G	C5-N7-C8	5.88	107.24	104.30
1	N	231	A	C5-N7-C8	-5.88	100.96	103.90
1	N	355	C	N3-C2-O2	5.88	126.02	121.90
1	N	267	G	O4'-C1'-N9	5.87	112.90	108.20
1	N	268	G	C5'-C4'-C3'	5.87	125.40	116.00
1	N	175	A	N1-C2-N3	5.87	132.24	129.30
1	N	314	U	C5-C6-N1	-5.87	119.76	122.70
1	N	268	G	N3-C4-C5	5.86	131.53	128.60
1	N	282	A	O4'-C1'-N9	5.86	112.89	108.20
1	N	207	A	C5-C6-N1	5.86	120.63	117.70
1	N	325	A	N9-C4-C5	-5.86	103.46	105.80
1	N	156	U	C2-N3-C4	-5.85	123.49	127.00
1	N	197	C	O4'-C1'-N1	5.85	112.88	108.20
1	N	249	C	N1-C2-O2	5.85	122.41	118.90
1	N	354	U	C5'-C4'-O4'	5.84	116.11	109.10
1	N	239	A	C8-N9-C4	-5.84	103.46	105.80
1	N	144	G	C5-C6-N1	-5.84	108.58	111.50
1	N	213	C	O4'-C1'-N1	5.84	112.87	108.20
1	N	163	A	O4'-C4'-C3'	-5.83	98.17	104.00
1	N	360	C	C2-N3-C4	-5.83	116.98	119.90
1	N	318	G	N1-C2-N3	-5.83	120.40	123.90
1	N	303	G	C6-N1-C2	5.82	128.59	125.10
1	N	324	C	C4-C5-C6	-5.82	114.49	117.40
1	N	216	C	N1-C2-O2	5.82	122.39	118.90
1	N	353	A	N1-C2-N3	-5.82	126.39	129.30
1	N	135	C	C5'-C4'-O4'	-5.82	102.12	109.10
1	N	299	G	C4-C5-N7	-5.82	108.47	110.80
1	N	218	A	C5'-C4'-O4'	5.81	116.07	109.10

Continued on next page...

Continued from previous page...

Mol	Chain	Res	Type	Atoms	Z	Observed(^{o})	Ideal(^{o})
1	N	136	G	C5'-C4'-C3'	5.80	125.28	116.00
1	N	259	C	O4'-C1'-N1	5.80	112.84	108.20
1	N	151	C	O4'-C4'-C3'	-5.79	98.20	104.00
1	N	226	C	N3-C4-N4	5.79	122.05	118.00
1	N	355	C	N1-C2-N3	-5.79	115.15	119.20
1	N	191	G	O4'-C1'-N9	5.79	112.83	108.20
1	N	207	A	C5-C6-N6	5.79	128.33	123.70
1	N	235	G	O5'-P-OP2	-5.79	100.49	105.70
1	N	146	G	C5-C6-O6	5.78	132.07	128.60
1	N	235	G	O4'-C4'-C3'	-5.78	98.22	104.00
1	N	283	A	C4-C5-C6	5.78	119.89	117.00
1	N	145	A	P-O3'-C3'	5.77	126.62	119.70
1	N	247	G	O4'-C1'-N9	5.77	112.82	108.20
1	N	142	G	C8-N9-C4	-5.77	104.09	106.40
1	N	208	G	C4-C5-C6	5.77	122.26	118.80
1	N	360	C	C6-N1-C2	-5.77	117.99	120.30
1	N	158	G	N9-C1'-C2'	-5.77	105.66	112.00
1	N	226	C	C2-N3-C4	5.76	122.78	119.90
1	N	273	G	N1-C6-O6	5.76	123.35	119.90
1	N	343	U	N3-C4-O4	5.76	123.43	119.40
1	N	221	U	OP1-P-OP2	-5.75	110.97	119.60
1	N	158	G	C1'-O4'-C4'	-5.75	105.30	109.90
1	N	226	C	C4-C5-C6	-5.75	114.53	117.40
1	N	285	U	C2-N1-C1'	5.74	124.59	117.70
1	N	269	G	O4'-C1'-N9	5.74	112.79	108.20
1	N	294	G	N9-C4-C5	5.74	107.69	105.40
1	N	188	G	C6-N1-C2	-5.74	121.66	125.10
1	N	174	C	C1'-O4'-C4'	-5.73	105.31	109.90
1	N	198	G	N1-C2-N3	-5.73	120.46	123.90
1	N	193	U	C4'-C3'-C2'	-5.73	96.87	102.60
1	N	322	U	C4'-C3'-C2'	-5.73	96.87	102.60
1	N	180	A	N3-C4-N9	-5.72	122.82	127.40
1	N	231	A	C5-C6-N6	5.72	128.28	123.70
1	N	245	A	C5'-C4'-C3'	5.72	125.16	116.00
1	N	190	A	C5-C6-N6	5.72	128.28	123.70
1	N	150	C	O4'-C1'-N1	5.71	112.77	108.20
1	N	205	C	N1-C2-O2	5.71	122.33	118.90
1	N	195	G	O3'-P-O5'	5.71	114.85	104.00
1	N	263	G	C5-C6-N1	5.71	114.35	111.50
1	N	274	C	N1-C2-N3	5.70	123.19	119.20
1	N	326	G	C8-N9-C1'	-5.70	119.59	127.00
1	N	164	G	C5-N7-C8	-5.69	101.45	104.30

Continued on next page...

Continued from previous page...

Mol	Chain	Res	Type	Atoms	Z	Observed(^{o})	Ideal(^{o})
1	N	187	A	N7-C8-N9	5.69	116.65	113.80
1	N	267	G	P-O5'-C5'	-5.69	111.79	120.90
1	N	185	U	P-O5'-C5'	5.69	130.00	120.90
1	N	206	U	C4'-C3'-C2'	-5.69	96.91	102.60
1	N	244	C	O4'-C1'-N1	5.68	112.75	108.20
1	N	295	U	N1-C2-N3	-5.68	111.49	114.90
1	N	245	A	C5-N7-C8	-5.68	101.06	103.90
1	N	220	A	C5'-C4'-C3'	5.68	125.09	116.00
1	N	238	C	C5'-C4'-O4'	5.68	115.91	109.10
1	N	291	U	C5-C6-N1	-5.67	119.86	122.70
1	N	176	G	N1-C6-O6	-5.67	116.50	119.90
1	N	238	C	C5-C4-N4	-5.67	116.23	120.20
1	N	341	G	N3-C2-N2	-5.67	115.93	119.90
1	N	145	A	C8-N9-C4	-5.66	103.53	105.80
1	N	222	G	O4'-C1'-N9	5.66	112.73	108.20
1	N	223	C	C4'-C3'-C2'	-5.66	96.94	102.60
1	N	221	U	C2-N3-C4	-5.66	123.60	127.00
1	N	241	G	C5-N7-C8	5.66	107.13	104.30
1	N	264	G	O4'-C1'-N9	5.65	112.72	108.20
1	N	304	U	OP2-P-O3'	5.64	117.61	105.20
1	N	148	U	N1-C2-O2	5.63	126.74	122.80
1	N	164	G	C5-C6-O6	5.63	131.98	128.60
1	N	323	G	C4-N9-C1'	-5.63	119.18	126.50
1	N	235	G	C3'-C2'-C1'	-5.63	97.00	101.50
1	N	319	U	O3'-P-O5'	5.63	114.69	104.00
1	N	209	C	N3-C4-N4	5.63	121.94	118.00
1	N	193	U	P-O5'-C5'	5.62	129.90	120.90
1	N	210	C	N3-C4-C5	5.62	124.15	121.90
1	N	341	G	N1-C6-O6	5.62	123.27	119.90
1	N	221	U	P-O5'-C5'	5.62	129.89	120.90
1	N	303	G	C5-N7-C8	-5.61	101.49	104.30
1	N	356	U	C5-C6-N1	-5.61	119.89	122.70
1	N	307	G	N1-C2-N3	-5.61	120.54	123.90
1	N	155	G	C2-N3-C4	-5.60	109.10	111.90
1	N	143	C	C5-C4-N4	-5.60	116.28	120.20
1	N	132	A	C2-N3-C4	5.59	113.39	110.60
1	N	265	C	O4'-C4'-C3'	-5.59	98.41	104.00
1	N	279	G	C2-N3-C4	-5.58	109.11	111.90
1	N	171	G	C6-C5-N7	-5.58	127.05	130.40
1	N	233	G	C6-N1-C2	-5.57	121.76	125.10
1	N	128	G	C5-C6-N1	-5.57	108.72	111.50
1	N	279	G	N3-C4-C5	5.57	131.38	128.60

Continued on next page...

Continued from previous page...

Mol	Chain	Res	Type	Atoms	Z	Observed(^{o})	Ideal(^{o})
1	N	186	C	P-O3'-C3'	-5.57	113.02	119.70
1	N	256	U	O4'-C1'-N1	5.57	112.66	108.20
1	N	300	G	O4'-C1'-N9	5.57	112.65	108.20
1	N	227	G	C8-N9-C4	5.57	108.63	106.40
1	N	130	C	P-O5'-C5'	5.56	129.80	120.90
1	N	281	G	N9-C4-C5	-5.56	103.18	105.40
1	N	327	A	O3'-P-O5'	5.56	114.57	104.00
1	N	346	U	C5'-C4'-C3'	-5.56	107.10	116.00
1	N	325	A	C5-N7-C8	-5.56	101.12	103.90
1	N	158	G	C6-N1-C2	5.55	128.43	125.10
1	N	247	G	C4'-C3'-C2'	-5.55	97.05	102.60
1	N	278	G	C5-C6-O6	-5.54	125.27	128.60
1	N	280	U	N3-C4-O4	-5.54	115.52	119.40
1	N	187	A	N9-C4-C5	-5.54	103.58	105.80
1	N	250	A	C2-N3-C4	-5.54	107.83	110.60
1	N	192	U	C6-N1-C2	-5.53	117.68	121.00
1	N	347	A	N7-C8-N9	-5.53	111.03	113.80
1	N	360	C	N1-C2-N3	5.53	123.07	119.20
1	N	152	U	C4-C5-C6	-5.53	116.39	119.70
1	N	304	U	N3-C2-O2	-5.53	118.33	122.20
1	N	313	A	O4'-C1'-N9	5.53	112.62	108.20
1	N	326	G	O4'-C1'-N9	5.53	112.62	108.20
1	N	237	G	C5-N7-C8	-5.52	101.54	104.30
1	N	246	A	C5'-C4'-O4'	-5.52	102.48	109.10
1	N	189	U	C2-N3-C4	5.51	130.31	127.00
1	N	257	A	C4'-C3'-C2'	-5.51	97.09	102.60
1	N	348	U	OP1-P-OP2	-5.51	111.34	119.60
1	N	237	G	N9-C4-C5	-5.50	103.20	105.40
1	N	175	A	C3'-C2'-C1'	-5.49	97.11	101.50
1	N	293	U	C3'-C2'-C1'	-5.49	97.11	101.50
1	N	344	A	C8-N9-C4	-5.49	103.61	105.80
1	N	247	G	N3-C2-N2	5.48	123.74	119.90
1	N	131	U	C4'-C3'-C2'	-5.48	97.12	102.60
1	N	169	G	N3-C2-N2	5.48	123.73	119.90
1	N	222	G	C5-C6-N1	5.47	114.24	111.50
1	N	223	C	N3-C2-O2	-5.47	118.07	121.90
1	N	329	G	N7-C8-N9	5.47	115.83	113.10
1	N	192	U	O4'-C4'-C3'	-5.46	98.54	104.00
1	N	250	A	C2'-C3'-O3'	5.46	122.44	113.70
1	N	255	U	C5'-C4'-C3'	-5.46	107.26	116.00
1	N	293	U	P-O3'-C3'	5.46	126.25	119.70
1	N	305	A	N3-C4-N9	-5.46	123.03	127.40

Continued on next page...

Continued from previous page...

Mol	Chain	Res	Type	Atoms	Z	Observed(^{o})	Ideal(^{o})
1	N	210	C	OP1-P-OP2	-5.46	111.42	119.60
1	N	212	A	C2-N3-C4	-5.46	107.87	110.60
1	N	313	A	C6-C5-N7	-5.45	128.48	132.30
1	N	214	C	C1'-O4'-C4'	5.45	114.26	109.90
1	N	291	U	P-O5'-C5'	-5.45	112.19	120.90
1	N	328	G	N9-C4-C5	5.45	107.58	105.40
1	N	338	C	C6-N1-C2	-5.44	118.12	120.30
1	N	238	C	N3-C2-O2	-5.44	118.09	121.90
1	N	153	G	C5-N7-C8	-5.44	101.58	104.30
1	N	219	G	N3-C4-N9	5.43	129.26	126.00
1	N	191	G	C6-C5-N7	-5.43	127.14	130.40
1	N	201	A	C5'-C4'-O4'	-5.43	102.58	109.10
1	N	181	G	C1'-O4'-C4'	5.43	114.24	109.90
1	N	316	G	O4'-C1'-N9	5.43	112.54	108.20
1	N	135	C	C6-N1-C1'	-5.42	114.29	120.80
1	N	288	C	C6-N1-C2	-5.42	118.13	120.30
1	N	229	G	N1-C6-O6	5.42	123.15	119.90
1	N	170	A	C4-C5-C6	5.42	119.71	117.00
1	N	352	A	N1-C2-N3	5.42	132.01	129.30
1	N	178	A	C5-C6-N6	5.42	128.03	123.70
1	N	236	G	C6-C5-N7	-5.42	127.15	130.40
1	N	239	A	C4'-C3'-C2'	-5.42	97.18	102.60
1	N	208	G	N1-C2-N2	-5.42	111.33	116.20
1	N	202	G	O4'-C1'-N9	5.41	112.53	108.20
1	N	316	G	C6-C5-N7	-5.41	127.15	130.40
1	N	139	G	N1-C2-N3	-5.41	120.65	123.90
1	N	169	G	C5-C6-O6	-5.41	125.36	128.60
1	N	171	G	C1'-O4'-C4'	-5.41	105.57	109.90
1	N	350	A	C5-C6-N6	-5.41	119.38	123.70
1	N	311	U	C4'-C3'-C2'	-5.40	97.20	102.60
1	N	220	A	N7-C8-N9	-5.40	111.10	113.80
1	N	136	G	O5'-C5'-C4'	5.40	121.96	111.70
1	N	185	U	O3'-P-O5'	5.40	114.26	104.00
1	N	229	G	N3-C4-C5	-5.39	125.91	128.60
1	N	329	G	N9-C4-C5	5.38	107.55	105.40
1	N	350	A	C2-N3-C4	5.38	113.29	110.60
1	N	164	G	N9-C4-C5	5.38	107.55	105.40
1	N	311	U	P-O5'-C5'	5.37	129.50	120.90
1	N	307	G	C4-C5-N7	-5.37	108.65	110.80
1	N	247	G	N7-C8-N9	-5.37	110.42	113.10
1	N	147	C	N3-C2-O2	-5.36	118.15	121.90
1	N	321	C	O4'-C1'-N1	5.36	112.49	108.20

Continued on next page...

Continued from previous page...

Mol	Chain	Res	Type	Atoms	Z	Observed(^{o})	Ideal(^{o})
1	N	329	G	C4-N9-C1'	5.36	133.47	126.50
1	N	360	C	N1-C1'-C2'	-5.36	106.11	112.00
1	N	236	G	N1-C2-N3	-5.36	120.69	123.90
1	N	307	G	O3'-P-O5'	5.36	114.17	104.00
1	N	146	G	N7-C8-N9	5.35	115.78	113.10
1	N	242	C	C2-N1-C1'	5.35	124.69	118.80
1	N	339	A	C8-N9-C4	-5.35	103.66	105.80
1	N	356	U	O4'-C1'-N1	5.35	112.48	108.20
1	N	236	G	O4'-C1'-N9	5.35	112.48	108.20
1	N	332	C	C6-N1-C1'	-5.34	114.39	120.80
1	N	136	G	C4-C5-N7	5.34	112.94	110.80
1	N	165	U	C4-C5-C6	-5.34	116.50	119.70
1	N	308	A	N3-C4-C5	-5.34	123.06	126.80
1	N	224	U	C6-N1-C2	-5.34	117.80	121.00
1	N	341	G	P-O3'-C3'	-5.34	113.29	119.70
1	N	228	U	N3-C4-C5	-5.34	111.40	114.60
1	N	278	G	C5-N7-C8	5.34	106.97	104.30
1	N	313	A	C4-C5-N7	5.34	113.37	110.70
1	N	201	A	OP1-P-OP2	-5.33	111.60	119.60
1	N	303	G	C4-C5-C6	5.33	122.00	118.80
1	N	337	G	C5-C6-N1	-5.33	108.83	111.50
1	N	341	G	C4-C5-N7	-5.33	108.67	110.80
1	N	308	A	O3'-P-O5'	5.32	114.11	104.00
1	N	139	G	C5-C6-O6	-5.32	125.41	128.60
1	N	253	C	P-O5'-C5'	-5.32	112.40	120.90
1	N	297	A	C1'-O4'-C4'	5.32	114.15	109.90
1	N	217	G	C8-N9-C4	-5.31	104.28	106.40
1	N	359	G	C6-N1-C2	5.31	128.29	125.10
1	N	141	G	C2-N3-C4	5.31	114.55	111.90
1	N	194	C	C2-N1-C1'	-5.31	112.96	118.80
1	N	332	C	C3'-C2'-C1'	5.31	105.75	101.50
1	N	317	G	N1-C6-O6	5.31	123.08	119.90
1	N	190	A	N1-C2-N3	5.30	131.95	129.30
1	N	284	A	C4'-C3'-C2'	-5.30	97.30	102.60
1	N	311	U	C5-C4-O4	-5.30	122.72	125.90
1	N	272	C	C4'-C3'-C2'	-5.30	97.30	102.60
1	N	227	G	C4-C5-C6	-5.30	115.62	118.80
1	N	262	U	O4'-C1'-N1	5.30	112.44	108.20
1	N	322	U	N1-C2-O2	-5.30	119.09	122.80
1	N	191	G	C4-N9-C1'	-5.29	119.62	126.50
1	N	167	C	C5-C6-N1	5.29	123.64	121.00
1	N	277	G	O4'-C1'-N9	5.29	112.43	108.20

Continued on next page...

Continued from previous page...

Mol	Chain	Res	Type	Atoms	Z	Observed(^{o})	Ideal(^{o})
1	N	247	G	C8-N9-C4	5.28	108.51	106.40
1	N	345	G	C2-N3-C4	-5.27	109.27	111.90
1	N	157	G	C3'-C2'-C1'	5.27	105.71	101.50
1	N	311	U	N1-C2-O2	-5.27	119.11	122.80
1	N	137	U	C6-N1-C2	-5.26	117.84	121.00
1	N	217	G	C2-N3-C4	5.26	114.53	111.90
1	N	227	G	C5-N7-C8	-5.26	101.67	104.30
1	N	251	C	C2-N3-C4	5.26	122.53	119.90
1	N	204	A	N7-C8-N9	5.26	116.43	113.80
1	N	283	A	C6-C5-N7	-5.26	128.62	132.30
1	N	180	A	C5'-C4'-C3'	5.26	124.41	116.00
1	N	217	G	N3-C2-N2	5.26	123.58	119.90
1	N	136	G	O3'-P-O5'	-5.25	94.02	104.00
1	N	323	G	C2-N3-C4	-5.25	109.27	111.90
1	N	142	G	C8-N9-C1'	5.25	133.83	127.00
1	N	228	U	O4'-C1'-N1	5.25	112.40	108.20
1	N	320	G	N3-C2-N2	5.25	123.57	119.90
1	N	199	U	O5'-P-OP1	5.25	117.00	110.70
1	N	240	U	OP1-P-OP2	-5.25	111.73	119.60
1	N	165	U	C4'-C3'-C2'	-5.24	97.36	102.60
1	N	158	G	N3-C4-C5	5.24	131.22	128.60
1	N	198	G	C3'-C2'-C1'	-5.24	97.31	101.50
1	N	285	U	C5-C4-O4	-5.24	122.76	125.90
1	N	298	U	P-O5'-C5'	5.24	129.28	120.90
1	N	333	A	N3-C4-N9	-5.24	123.21	127.40
1	N	341	G	N3-C4-C5	-5.24	125.98	128.60
1	N	220	A	C5-C6-N1	5.23	120.31	117.70
1	N	266	G	C5-C6-O6	-5.23	125.46	128.60
1	N	215	U	C2-N1-C1'	5.22	123.97	117.70
1	N	227	G	C1'-O4'-C4'	-5.22	105.72	109.90
1	N	205	C	N3-C2-O2	-5.21	118.25	121.90
1	N	282	A	C4-C5-N7	-5.21	108.09	110.70
1	N	204	A	P-O5'-C5'	5.21	129.24	120.90
1	N	266	G	C5-C6-N1	5.21	114.11	111.50
1	N	177	G	C6-N1-C2	-5.21	121.97	125.10
1	N	233	G	N1-C2-N3	-5.21	120.78	123.90
1	N	337	G	N3-C2-N2	5.21	123.55	119.90
1	N	217	G	N9-C4-C5	-5.20	103.32	105.40
1	N	236	G	N7-C8-N9	5.20	115.70	113.10
1	N	334	C	OP1-P-OP2	-5.20	111.80	119.60
1	N	285	U	N1-C2-O2	-5.20	119.16	122.80
1	N	282	A	N9-C4-C5	5.20	107.88	105.80

Continued on next page...

Continued from previous page...

Mol	Chain	Res	Type	Atoms	Z	Observed(^{o})	Ideal(^{o})
1	N	311	U	C5'-C4'-O4'	-5.19	102.87	109.10
1	N	204	A	C1'-O4'-C4'	-5.19	105.75	109.90
1	N	270	G	C6-N1-C2	-5.18	121.99	125.10
1	N	276	A	C5-C6-N1	-5.18	115.11	117.70
1	N	360	C	N3-C4-N4	-5.18	114.38	118.00
1	N	179	C	C4'-C3'-C2'	-5.18	97.42	102.60
1	N	190	A	C4'-C3'-C2'	-5.17	97.43	102.60
1	N	175	A	N1-C6-N6	-5.16	115.50	118.60
1	N	349	A	C5-N7-C8	-5.16	101.32	103.90
1	N	196	A	C4-C5-C6	-5.16	114.42	117.00
1	N	170	A	C6-C5-N7	-5.16	128.69	132.30
1	N	308	A	C8-N9-C4	-5.16	103.74	105.80
1	N	334	C	C5'-C4'-O4'	5.15	115.28	109.10
1	N	308	A	C2-N3-C4	5.15	113.18	110.60
1	N	346	U	O3'-P-O5'	5.15	113.79	104.00
1	N	329	G	C5-C6-N1	-5.15	108.93	111.50
1	N	331	C	O4'-C1'-N1	5.14	112.32	108.20
1	N	274	C	N1-C2-O2	-5.14	115.82	118.90
1	N	164	G	P-O3'-C3'	5.14	125.86	119.70
1	N	320	G	N3-C4-C5	-5.13	126.03	128.60
1	N	200	G	C4-C5-N7	-5.13	108.75	110.80
1	N	196	A	N1-C6-N6	5.13	121.68	118.60
1	N	322	U	N3-C2-O2	5.12	125.79	122.20
1	N	339	A	C2-N3-C4	5.12	113.16	110.60
1	N	354	U	C3'-C2'-C1'	5.12	105.60	101.50
1	N	159	U	OP2-P-O3'	5.12	116.46	105.20
1	N	157	G	N1-C6-O6	-5.12	116.83	119.90
1	N	161	U	C5-C6-N1	-5.11	120.14	122.70
1	N	175	A	C4-C5-C6	-5.11	114.44	117.00
1	N	229	G	C6-N1-C2	5.11	128.17	125.10
1	N	233	G	C4-C5-C6	-5.11	115.73	118.80
1	N	216	C	N3-C4-C5	-5.11	119.86	121.90
1	N	226	C	C2-N1-C1'	5.11	124.42	118.80
1	N	167	C	N1-C2-N3	5.11	122.78	119.20
1	N	259	C	P-O3'-C3'	-5.10	113.58	119.70
1	N	313	A	OP1-P-OP2	-5.10	111.95	119.60
1	N	162	A	C5'-C4'-C3'	5.10	124.16	116.00
1	N	315	A	C5-C6-N1	-5.09	115.15	117.70
1	N	231	A	C6-C5-N7	-5.09	128.74	132.30
1	N	281	G	C5'-C4'-O4'	-5.09	102.99	109.10
1	N	318	G	C4-N9-C1'	5.09	133.11	126.50
1	N	269	G	N1-C6-O6	5.08	122.95	119.90

Continued on next page...

Continued from previous page...

Mol	Chain	Res	Type	Atoms	Z	Observed(^{o})	Ideal(^{o})
1	N	272	C	N3-C4-C5	5.08	123.93	121.90
1	N	252	A	N9-C4-C5	5.08	107.83	105.80
1	N	274	C	C5-C6-N1	5.08	123.54	121.00
1	N	228	U	N3-C4-O4	5.08	122.95	119.40
1	N	239	A	C5-N7-C8	5.07	106.44	103.90
1	N	273	G	C4-C5-C6	-5.07	115.76	118.80
1	N	318	G	C2-N3-C4	5.07	114.44	111.90
1	N	161	U	C1'-O4'-C4'	5.07	113.96	109.90
1	N	178	A	O4'-C4'-C3'	-5.07	98.93	104.00
1	N	236	G	N3-C4-N9	5.06	129.04	126.00
1	N	153	G	P-O5'-C5'	-5.06	112.80	120.90
1	N	170	A	C5-C6-N1	-5.06	115.17	117.70
1	N	227	G	C4'-C3'-C2'	-5.06	97.54	102.60
1	N	180	A	C4-C5-N7	-5.06	108.17	110.70
1	N	241	G	C5-C6-N1	-5.06	108.97	111.50
1	N	291	U	C5'-C4'-O4'	5.06	115.17	109.10
1	N	233	G	N1-C2-N2	5.05	120.75	116.20
1	N	155	G	N1-C2-N2	-5.05	111.66	116.20
1	N	286	C	N3-C4-C5	-5.05	119.88	121.90
1	N	326	G	N3-C2-N2	-5.05	116.37	119.90
1	N	191	G	O5'-P-OP2	-5.04	101.16	105.70
1	N	281	G	N1-C2-N3	-5.04	120.87	123.90
1	N	282	A	N3-C4-N9	-5.04	123.36	127.40
1	N	328	G	C8-N9-C1'	5.04	133.55	127.00
1	N	198	G	C2-N3-C4	5.04	114.42	111.90
1	N	219	G	O4'-C1'-N9	5.04	112.23	108.20
1	N	252	A	C4'-C3'-C2'	5.04	107.64	102.60
1	N	142	G	C4-C5-C6	-5.03	115.78	118.80
1	N	204	A	C4'-C3'-C2'	-5.03	97.57	102.60
1	N	194	C	N3-C4-N4	5.03	121.52	118.00
1	N	307	G	C6-C5-N7	5.03	133.41	130.40
1	N	183	C	C5'-C4'-C3'	5.02	124.04	116.00
1	N	151	C	C2-N1-C1'	5.02	124.32	118.80
1	N	295	U	C4-C5-C6	-5.02	116.69	119.70
1	N	302	G	OP1-P-OP2	-5.02	112.07	119.60
1	N	275	U	C5-C4-O4	5.01	128.91	125.90
1	N	262	U	N3-C4-C5	-5.01	111.59	114.60
1	N	128	G	C6-C5-N7	-5.01	127.39	130.40
1	N	183	C	P-O3'-C3'	5.01	125.71	119.70
1	N	335	U	P-O3'-C3'	-5.00	113.69	119.70
1	N	156	U	C6-N1-C2	-5.00	118.00	121.00
1	N	224	U	C5-C4-O4	-5.00	122.90	125.90

There are no chirality outliers.

All (122) planarity outliers are listed below:

Mol	Chain	Res	Type	Group
1	N	128	G	Sidechain
1	N	130	C	Sidechain
1	N	132	A	Sidechain
1	N	135	C	Sidechain
1	N	136	G	Sidechain
1	N	137	U	Sidechain
1	N	138	A	Sidechain
1	N	140	U	Sidechain
1	N	142	G	Sidechain
1	N	144	G	Sidechain
1	N	145	A	Sidechain
1	N	146	G	Sidechain
1	N	147	C	Sidechain
1	N	148	U	Sidechain
1	N	151	C	Sidechain
1	N	152	U	Sidechain
1	N	153	G	Sidechain
1	N	155	G	Sidechain
1	N	156	U	Sidechain
1	N	160	C	Sidechain
1	N	162	A	Sidechain
1	N	164	G	Sidechain
1	N	165	U	Sidechain
1	N	166	C	Sidechain
1	N	168	U	Sidechain
1	N	169	G	Sidechain
1	N	170	A	Sidechain
1	N	171	G	Sidechain
1	N	173	A	Sidechain
1	N	177	G	Sidechain
1	N	179	C	Sidechain
1	N	180	A	Sidechain
1	N	181	G	Sidechain
1	N	182	U	Sidechain
1	N	186	C	Sidechain
1	N	188	G	Sidechain
1	N	191	G	Sidechain
1	N	192	U	Sidechain
1	N	195	G	Sidechain
1	N	197	C	Sidechain

Continued on next page...

Continued from previous page...

Mol	Chain	Res	Type	Group
1	N	199	U	Sidechain
1	N	202	G	Sidechain
1	N	203	C	Sidechain
1	N	204	A	Sidechain
1	N	206	U	Sidechain
1	N	212	A	Sidechain
1	N	215	U	Sidechain
1	N	219	G	Sidechain
1	N	220	A	Sidechain
1	N	227	G	Sidechain
1	N	229	G	Sidechain
1	N	233	G	Sidechain
1	N	239	A	Sidechain
1	N	241	G	Sidechain
1	N	242	C	Sidechain
1	N	244	C	Sidechain
1	N	245	A	Sidechain
1	N	246	A	Sidechain
1	N	247	G	Sidechain
1	N	248	A	Sidechain
1	N	250	A	Sidechain
1	N	251	C	Sidechain
1	N	255	U	Sidechain
1	N	257	A	Sidechain
1	N	258	A	Sidechain
1	N	263	G	Sidechain
1	N	266	G	Sidechain
1	N	268	G	Sidechain
1	N	269	G	Sidechain
1	N	271	U	Sidechain
1	N	272	C	Sidechain
1	N	273	G	Sidechain
1	N	277	G	Sidechain
1	N	278	G	Sidechain
1	N	281	G	Sidechain
1	N	283	A	Sidechain
1	N	284	A	Sidechain
1	N	285	U	Sidechain
1	N	286	C	Sidechain
1	N	288	C	Sidechain
1	N	289	A	Sidechain
1	N	290	U	Sidechain

Continued on next page...

Continued from previous page...

Mol	Chain	Res	Type	Group
1	N	291	U	Sidechain
1	N	292	A	Sidechain
1	N	293	U	Sidechain
1	N	295	U	Sidechain
1	N	296	G	Sidechain
1	N	297	A	Sidechain
1	N	298	U	Sidechain
1	N	299	G	Sidechain
1	N	301	G	Sidechain
1	N	302	G	Sidechain
1	N	304	U	Sidechain
1	N	311	U	Sidechain
1	N	312	G	Sidechain
1	N	314	U	Sidechain
1	N	315	A	Sidechain
1	N	317	G	Sidechain
1	N	318	G	Sidechain
1	N	319	U	Sidechain
1	N	320	G	Sidechain
1	N	321	C	Sidechain
1	N	322	U	Sidechain
1	N	323	G	Sidechain
1	N	325	A	Sidechain
1	N	326	G	Sidechain
1	N	327	A	Sidechain
1	N	328	G	Sidechain
1	N	332	C	Sidechain
1	N	333	A	Sidechain
1	N	335	U	Sidechain
1	N	336	A	Sidechain
1	N	339	A	Sidechain
1	N	340	G	Sidechain
1	N	343	U	Sidechain
1	N	345	G	Sidechain
1	N	346	U	Sidechain
1	N	349	A	Sidechain
1	N	352	A	Sidechain
1	N	355	C	Sidechain
1	N	356	U	Sidechain
1	N	359	G	Sidechain

5.2 Too-close contacts (i)

In the following table, the Non-H and H(model) columns list the number of non-hydrogen atoms and hydrogen atoms in the chain respectively. The H(added) column lists the number of hydrogen atoms added and optimized by MolProbity. The Clashes column lists the number of clashes within the asymmetric unit, whereas Symm-Clashes lists symmetry-related clashes.

Mol	Chain	Non-H	H(model)	H(added)	Clashes	Symm-Clashes
1	N	4986	0	2463	72	0
All	All	4986	0	2463	72	0

The all-atom clashscore is defined as the number of clashes found per 1000 atoms (including hydrogen atoms). The all-atom clashscore for this structure is 10.

All (72) close contacts within the same asymmetric unit are listed below, sorted by their clash magnitude.

Atom-1	Atom-2	Interatomic distance (Å)	Clash overlap (Å)
1:N:283:A:H3'	1:N:284:A:H5'	1.38	1.05
1:N:283:A:C3'	1:N:284:A:H5'	1.94	0.96
1:N:283:A:H3'	1:N:284:A:C5'	2.10	0.79
1:N:263:G:H1	1:N:275:U:H3	1.35	0.72
1:N:319:U:H2'	1:N:320:G:C5'	2.20	0.72
1:N:153:G:H1	1:N:255:U:H3	1.37	0.71
1:N:204:A:C2	1:N:208:G:C6	2.81	0.69
1:N:244:C:H3'	1:N:245:A:C4'	2.24	0.67
1:N:283:A:N9	1:N:284:A:N9	2.43	0.67
1:N:164:G:C2	1:N:180:A:C2	2.84	0.65
1:N:283:A:C8	1:N:284:A:C8	2.84	0.65
1:N:135:C:N1	1:N:136:G:N9	2.46	0.63
1:N:135:C:C6	1:N:136:G:C8	2.87	0.62
1:N:135:C:C2	1:N:136:G:H1'	2.35	0.61
1:N:318:G:C2	1:N:319:U:C2	2.88	0.61
1:N:164:G:N1	1:N:180:A:C2	2.69	0.61
1:N:180:A:C2	1:N:181:G:C5	2.89	0.61
1:N:283:A:C4	1:N:284:A:C4	2.88	0.60
1:N:201:A:H61	1:N:210:C:N4	2.03	0.57
1:N:283:A:N1	1:N:284:A:N1	2.54	0.55
1:N:319:U:H2'	1:N:320:G:H5'	1.90	0.53
1:N:358:U:H2'	1:N:359:G:C8	2.43	0.53
1:N:135:C:C5	1:N:136:G:C5	2.97	0.52
1:N:190:A:C6	1:N:191:G:C5	2.97	0.52
1:N:148:U:H3	1:N:302:G:H1	1.57	0.52
1:N:170:A:H2'	1:N:173:A:H61	1.73	0.52

Continued on next page...

Continued from previous page...

Atom-1	Atom-2	Interatomic distance (Å)	Clash overlap (Å)
1:N:185:U:C4	1:N:186:C:C4	2.98	0.52
1:N:283:A:C2	1:N:284:A:C2	2.99	0.51
1:N:162:A:C4	1:N:246:A:C2	2.98	0.51
1:N:181:G:H2'	1:N:182:U:C6	2.45	0.50
1:N:255:U:O2	1:N:257:A:C6	2.64	0.50
1:N:170:A:H2'	1:N:173:A:N6	2.26	0.50
1:N:283:A:C2'	1:N:284:A:H5'	2.42	0.50
1:N:135:C:N1	1:N:136:G:C8	2.80	0.49
1:N:283:A:N9	1:N:284:A:C8	2.80	0.49
1:N:244:C:H3'	1:N:245:A:H4'	1.95	0.49
1:N:179:C:H2'	1:N:180:A:C8	2.48	0.48
1:N:135:C:H3'	1:N:136:G:O4'	2.12	0.48
1:N:135:C:C4	1:N:136:G:C4	3.02	0.48
1:N:173:A:H5"	1:N:236:G:H21	1.78	0.48
1:N:161:U:C2	1:N:162:A:C8	3.01	0.48
1:N:250:A:C2	1:N:251:C:C4	3.01	0.48
1:N:250:A:H2'	1:N:251:C:C6	2.48	0.47
1:N:180:A:C2	1:N:181:G:C8	3.03	0.47
1:N:283:A:N1	1:N:284:A:C2	2.82	0.47
1:N:267:G:H1	1:N:271:U:H3	1.61	0.47
1:N:289:A:N1	1:N:294:G:C6	2.82	0.47
1:N:133:G:H2'	1:N:134:C:H6	1.80	0.47
1:N:319:U:H2'	1:N:320:G:H5"	1.94	0.47
1:N:134:C:C4	1:N:135:C:C5	3.04	0.46
1:N:283:A:C6	1:N:284:A:N1	2.84	0.46
1:N:195:G:H2'	1:N:196:A:C8	2.50	0.46
1:N:238:C:H3'	1:N:239:A:C5'	2.45	0.46
1:N:244:C:C4	1:N:245:A:C4	3.04	0.45
1:N:283:A:C6	1:N:284:A:C6	3.05	0.45
1:N:186:C:C2	1:N:231:A:N1	2.85	0.44
1:N:283:A:C4	1:N:284:A:N9	2.85	0.44
1:N:311:U:H3	1:N:316:G:H1	1.64	0.44
1:N:244:C:H3'	1:N:245:A:O4'	2.18	0.44
1:N:230:G:H2'	1:N:231:A:C8	2.53	0.44
1:N:204:A:C2	1:N:208:G:C5	3.06	0.43
1:N:305:A:C2	1:N:306:C:C4	3.05	0.43
1:N:204:A:H3'	1:N:205:C:C5'	2.49	0.43
1:N:283:A:C5	1:N:284:A:C5	3.08	0.42
1:N:327:A:H3'	1:N:328:G:H5"	2.02	0.42
1:N:187:A:H2	1:N:229:G:O6	2.03	0.41
1:N:133:G:C6	1:N:134:C:C4	3.08	0.41

Continued on next page...

Continued from previous page...

Atom-1	Atom-2	Interatomic distance (Å)	Clash overlap (Å)
1:N:133:G:H2'	1:N:134:C:C6	2.55	0.41
1:N:135:C:C6	1:N:136:G:N9	2.89	0.41
1:N:146:G:OP1	1:N:146:G:H4'	2.21	0.41
1:N:288:C:H2'	1:N:289:A:O4'	2.21	0.41
1:N:289:A:C2	1:N:294:G:C2	3.09	0.40

There are no symmetry-related clashes.

5.3 Torsion angles (i)

5.3.1 Protein backbone (i)

There are no protein molecules in this entry.

5.3.2 Protein sidechains (i)

There are no protein molecules in this entry.

5.3.3 RNA (i)

Mol	Chain	Analysed	Backbone Outliers	Pucker Outliers
1	N	232/233 (99%)	63 (27%)	21 (9%)

All (63) RNA backbone outliers are listed below:

Mol	Chain	Res	Type
1	N	136	G
1	N	137	U
1	N	143	C
1	N	145	A
1	N	146	G
1	N	152	U
1	N	153	G
1	N	158	G
1	N	162	A
1	N	163	A
1	N	164	G
1	N	171	G
1	N	173	A

Continued on next page...

Continued from previous page...

Mol	Chain	Res	Type
1	N	180	A
1	N	182	U
1	N	192	U
1	N	196	A
1	N	205	C
1	N	206	U
1	N	207	A
1	N	218	A
1	N	219	G
1	N	220	A
1	N	221	U
1	N	222	G
1	N	227	G
1	N	228	U
1	N	229	G
1	N	234	A
1	N	235	G
1	N	238	C
1	N	239	A
1	N	240	U
1	N	241	G
1	N	245	A
1	N	250	A
1	N	256	U
1	N	257	A
1	N	258	A
1	N	269	G
1	N	270	G
1	N	284	A
1	N	291	U
1	N	292	A
1	N	293	U
1	N	299	G
1	N	305	A
1	N	308	A
1	N	309	C
1	N	313	A
1	N	322	U
1	N	324	C
1	N	325	A
1	N	327	A
1	N	328	G

Continued on next page...

Continued from previous page...

Mol	Chain	Res	Type
1	N	329	G
1	N	331	C
1	N	337	G
1	N	338	C
1	N	340	G
1	N	347	A
1	N	349	A
1	N	354	U

All (21) RNA pucker outliers are listed below:

Mol	Chain	Res	Type
1	N	135	C
1	N	136	G
1	N	152	U
1	N	157	G
1	N	161	U
1	N	163	A
1	N	179	C
1	N	181	G
1	N	191	G
1	N	195	G
1	N	233	G
1	N	234	A
1	N	256	U
1	N	257	A
1	N	284	A
1	N	290	U
1	N	298	U
1	N	304	U
1	N	307	G
1	N	308	A
1	N	313	A

5.4 Non-standard residues in protein, DNA, RNA chains (i)

There are no non-standard protein/DNA/RNA residues in this entry.

5.5 Carbohydrates (i)

There are no monosaccharides in this entry.

5.6 Ligand geometry (i)

There are no ligands in this entry.

5.7 Other polymers (i)

There are no such residues in this entry.

5.8 Polymer linkage issues (i)

There are no chain breaks in this entry.

6 Map visualisation (i)

This section contains visualisations of the EMDB entry EMD-2450. These allow visual inspection of the internal detail of the map and identification of artifacts.

No raw map or half-maps were deposited for this entry and therefore no images, graphs, etc. pertaining to the raw map can be shown.

6.1 Orthogonal projections (i)

6.1.1 Primary map



X

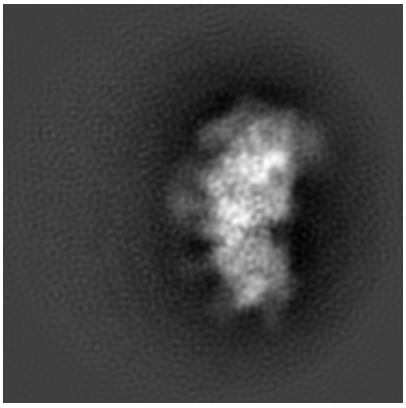

Y

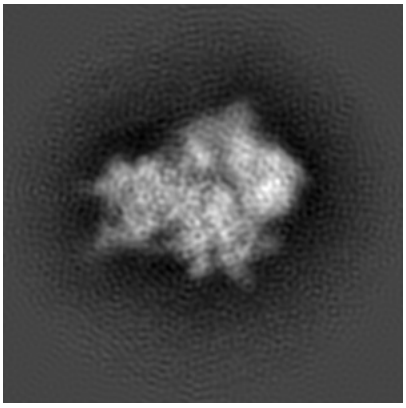

Z

The images above show the map projected in three orthogonal directions.

6.2 Central slices (i)

6.2.1 Primary map

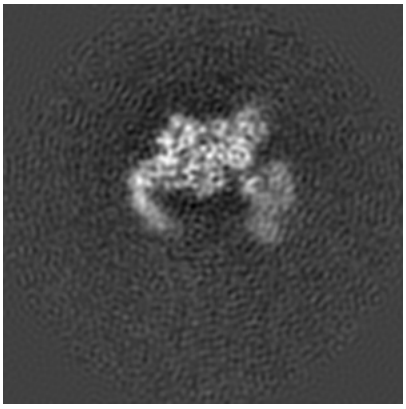

X Index: 110

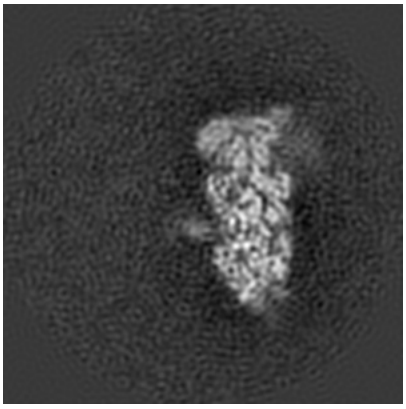

Y Index: 110

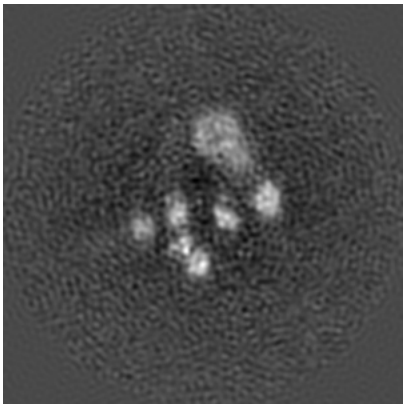

Z Index: 110

The images above show central slices of the map in three orthogonal directions.

6.3 Largest variance slices (i)

6.3.1 Primary map

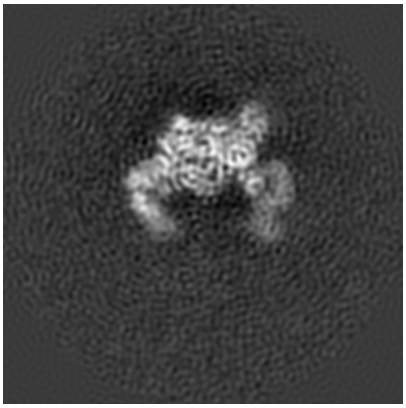
X Index: 108

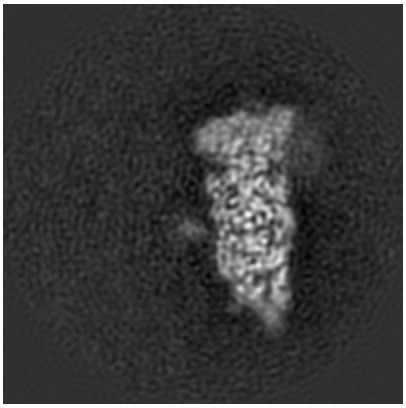
Y Index: 115

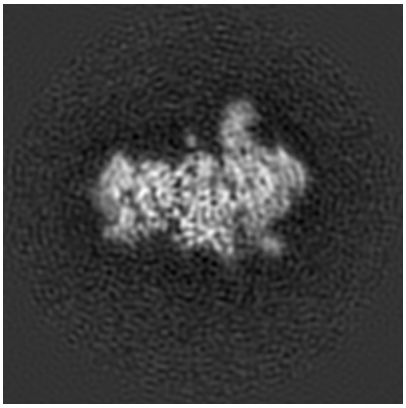
Z Index: 140

The images above show the largest variance slices of the map in three orthogonal directions.

6.4 Orthogonal standard-deviation projections (False-color) (i)

6.4.1 Primary map

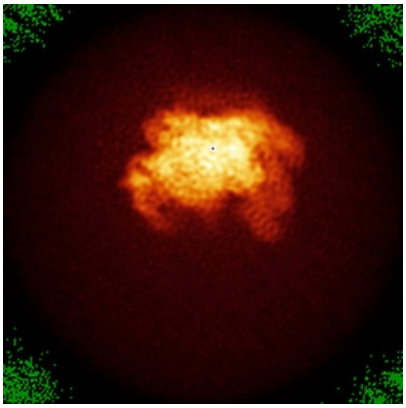
X

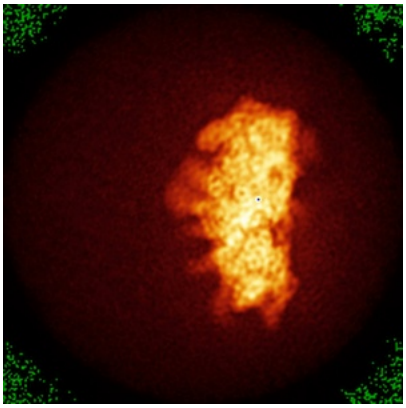
Y

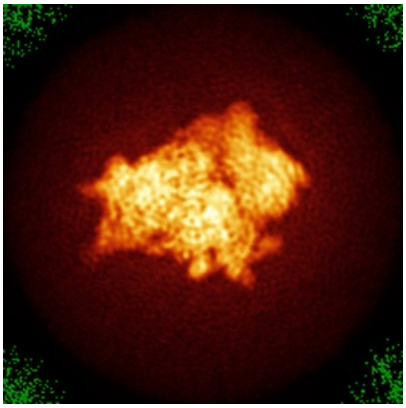
Z

The images above show the map standard deviation projections with false color in three orthogonal directions. Minimum values are shown in green, max in blue, and dark to light orange shades represent small to large values respectively.

6.5 Orthogonal surface views (i)

6.5.1 Primary map

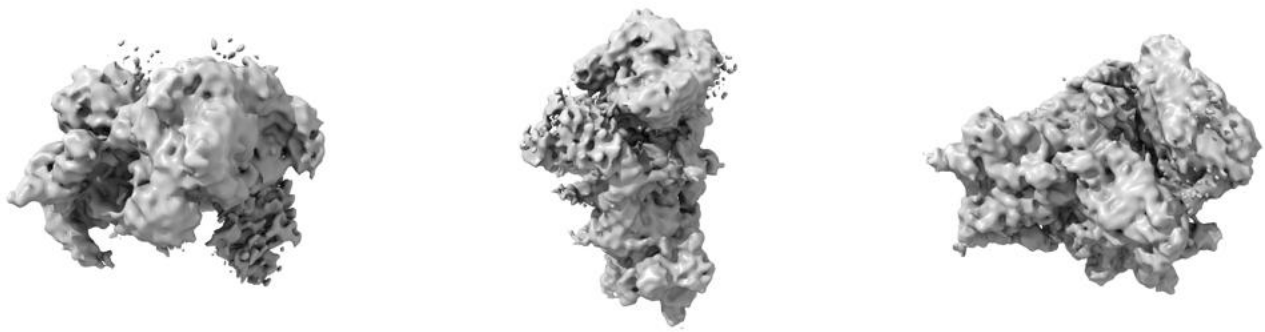

X Y Z

The images above show the 3D surface view of the map at the recommended contour level 0.07. These images, in conjunction with the slice images, may facilitate assessment of whether an appropriate contour level has been provided.

6.6 Mask visualisation (i)

This section was not generated. No masks/segmentation were deposited.

7 Map analysis (i)

This section contains the results of statistical analysis of the map.

7.1 Map-value distribution (i)

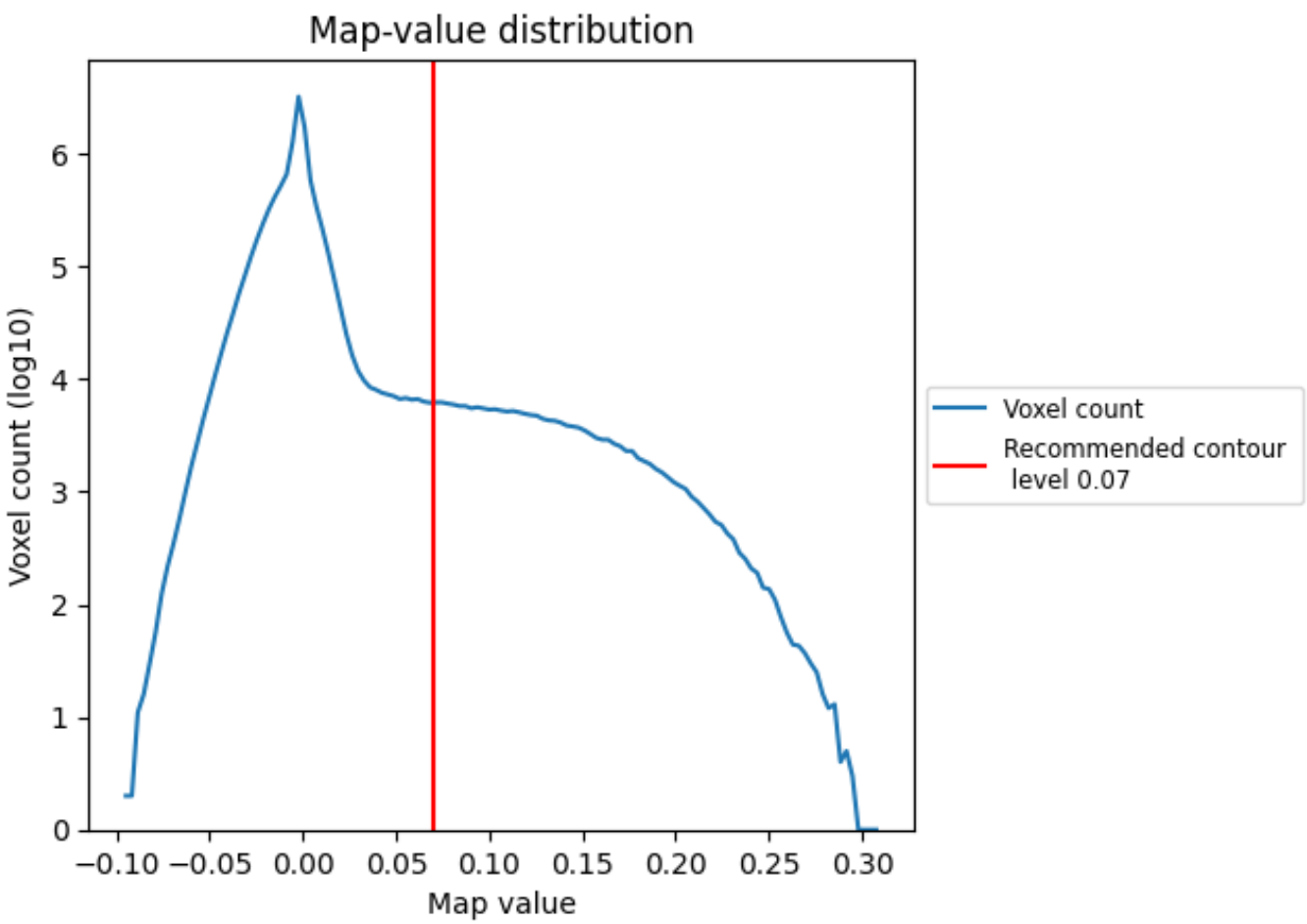

The map-value distribution is plotted in 128 intervals along the x-axis. The y-axis is logarithmic. A spike in this graph at zero usually indicates that the volume has been masked.

7.2 Volume estimate (i)

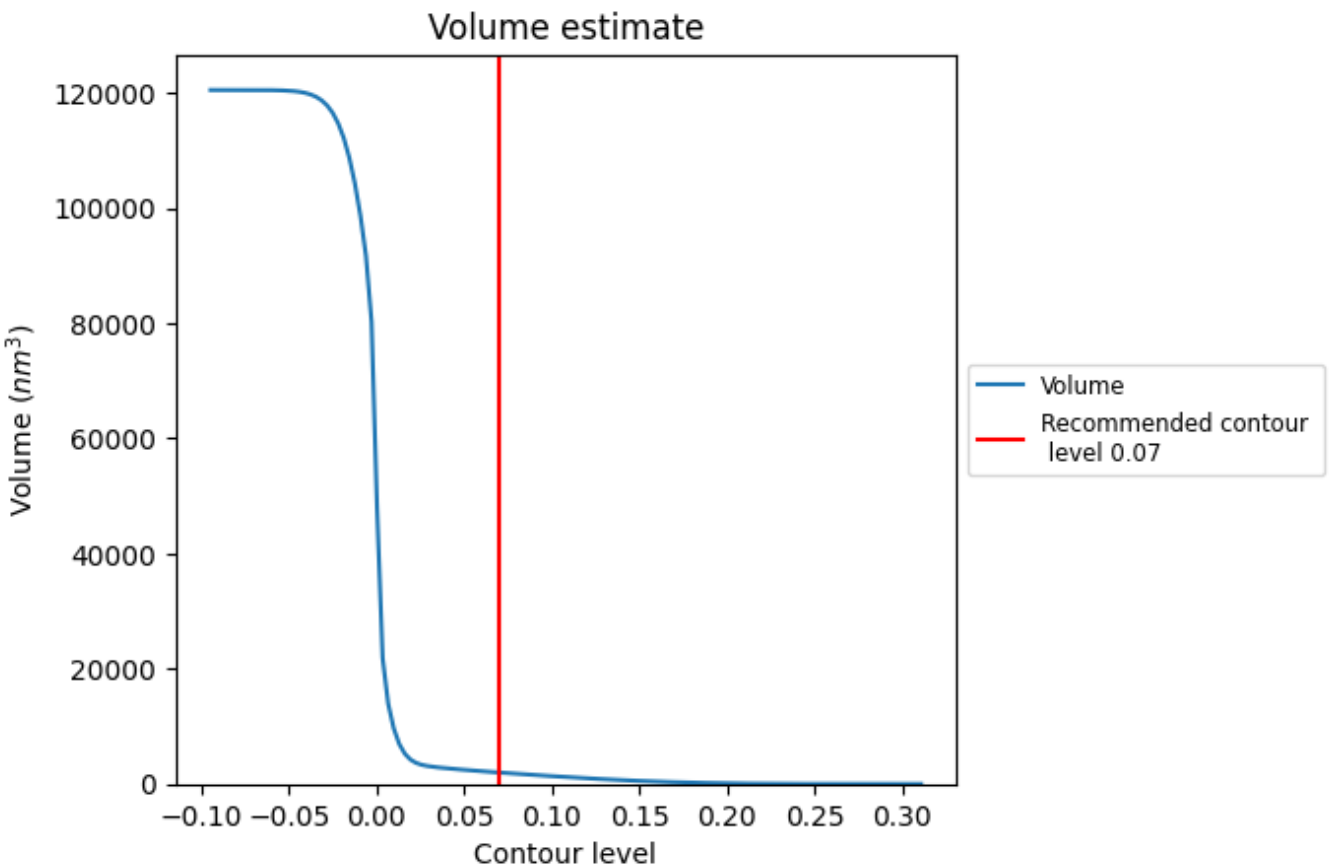

The volume at the recommended contour level is 1982 nm^3; this corresponds to an approximate mass of 1790 kDa.

The volume estimate graph shows how the enclosed volume varies with the contour level. The recommended contour level is shown as a vertical line and the intersection between the line and the curve gives the volume of the enclosed surface at the given level.

7.3 Rotationally averaged power spectrum (i)

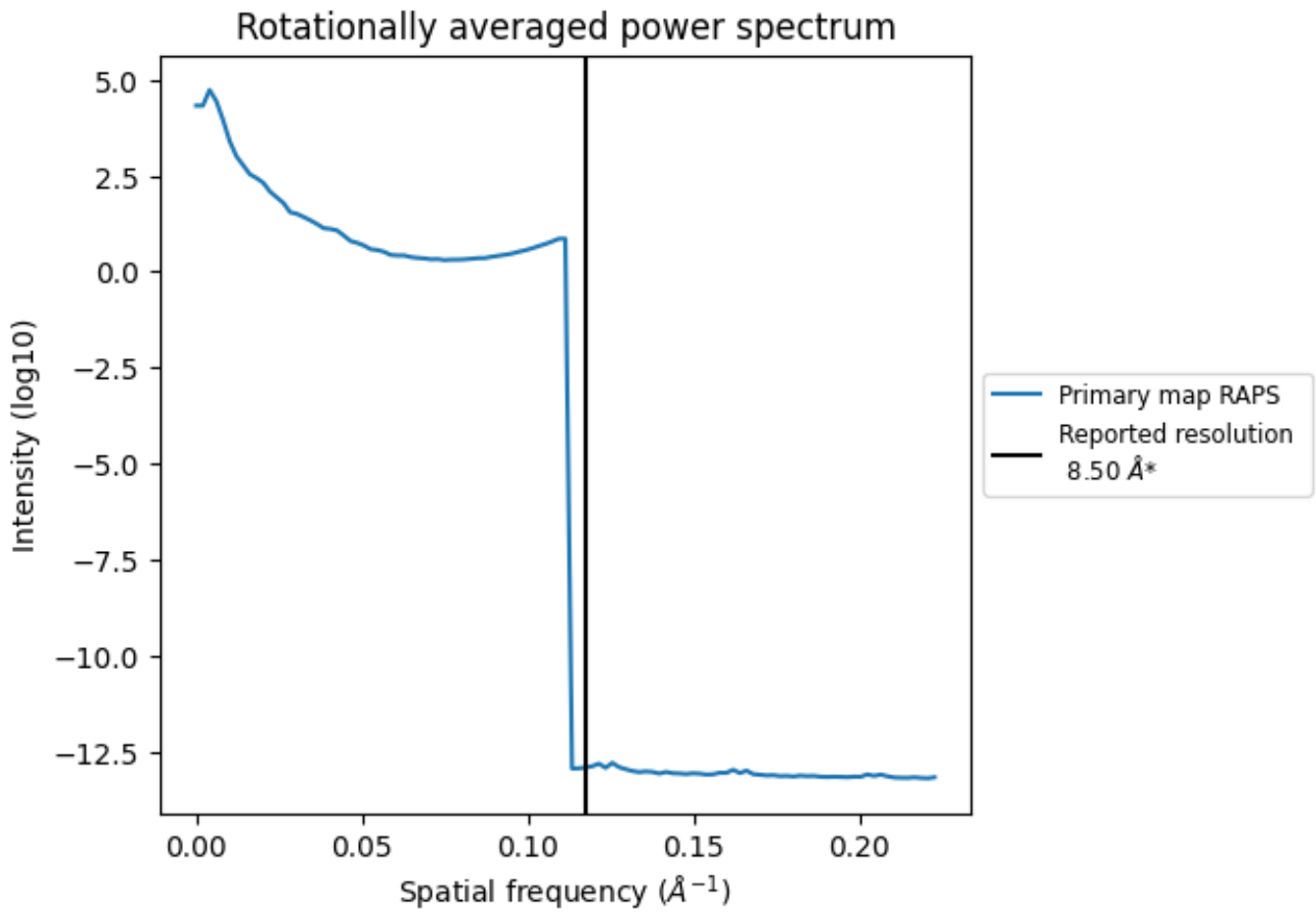

*Reported resolution corresponds to spatial frequency of 0.118 Å^{-1}

8 Fourier-Shell correlation (i)

This section was not generated. No FSC curve or half-maps provided.

9 Map-model fit (i)

This section contains information regarding the fit between EMDB map EMD-2450 and PDB model 4C4Q. Per-residue inclusion information can be found in section 3 on page 4.

9.1 Map-model overlay (i)

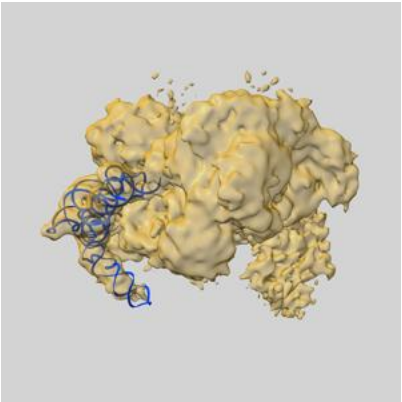

X

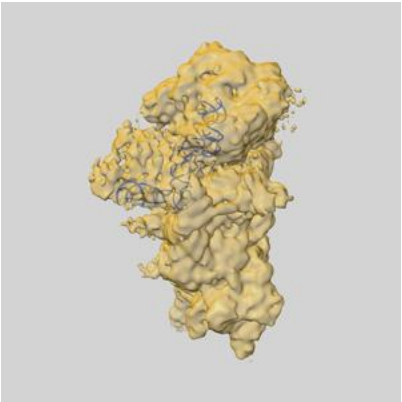

Y

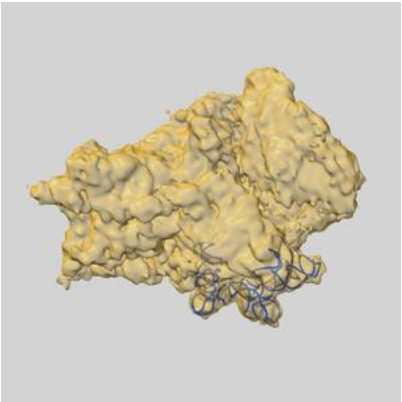

Z

The images above show the 3D surface view of the map at the recommended contour level 0.07 at 50% transparency in yellow overlaid with a ribbon representation of the model coloured in blue. These images allow for the visual assessment of the quality of fit between the atomic model and the map.

9.2 Q-score mapped to coordinate model (i)

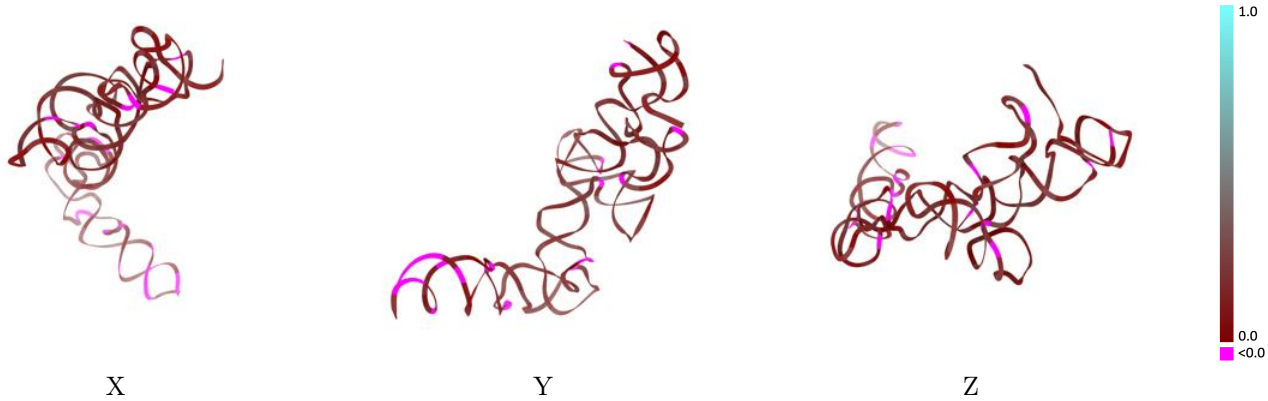

The images above show the model with each residue coloured according its Q-score. This shows their resolvability in the map with higher Q-score values reflecting better resolvability. Please note: Q-score is calculating the resolvability of atoms, and thus high values are only expected at resolutions at which atoms can be resolved. Low Q-score values may therefore be expected for many entries.

9.3 Atom inclusion mapped to coordinate model (i)

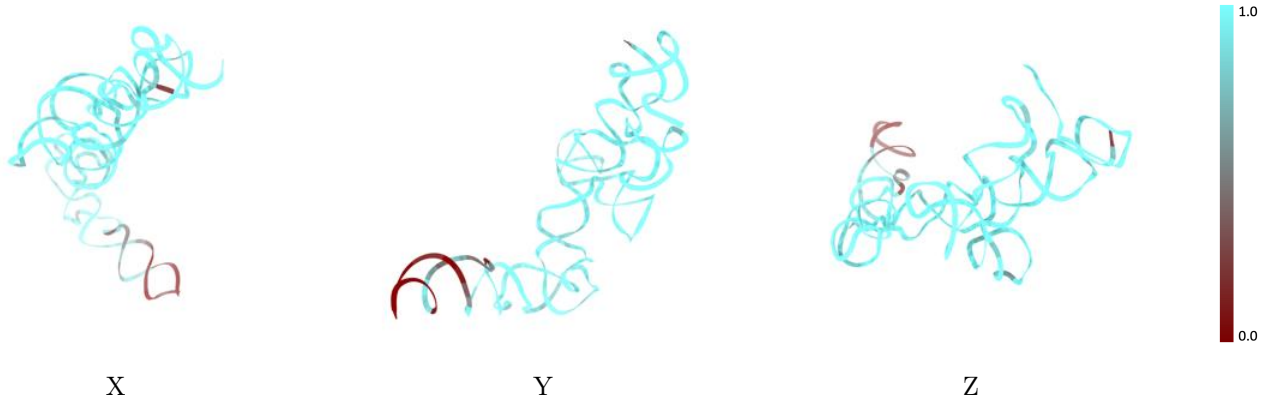

The images above show the model with each residue coloured according to its atom inclusion. This shows to what extent they are inside the map at the recommended contour level (0.07).

9.4 Atom inclusion (i)

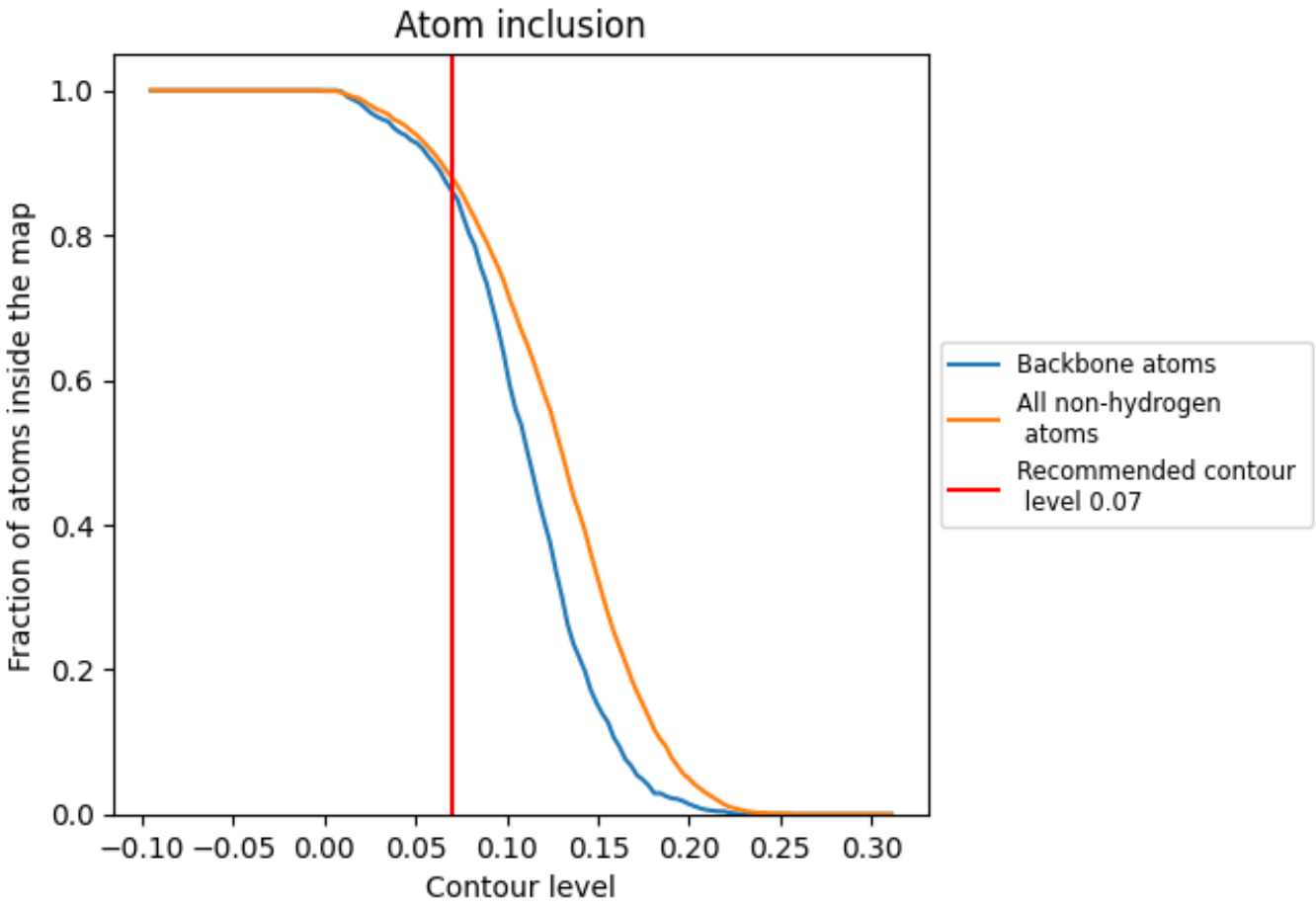

At the recommended contour level, 86% of all backbone atoms, 88% of all non-hydrogen atoms, are inside the map.

9.5 Map-model fit summary (i)

The table lists the average atom inclusion at the recommended contour level (0.07) and Q-score for the entire model and for each chain.

Chain	Atom inclusion	Q-score
All	0.8800	0.1260
N	0.8800	0.1260