



Full wwPDB EM Validation Report ⓘ

Mar 9, 2026 – 04:51 AM UTC

PDB ID : 9BNE / pdb_00009bne
EMDB ID : EMD-44725
Title : SARS-CoV-2 spike HexaPro protein in complex with T3A trimeric antagonist
Authors : Young, T.
Deposited on : 2024-05-02
Resolution : 3.43 Å (reported)
Based on initial models : 6VXX, 6M0J

This is a Full wwPDB EM Validation Report for a publicly released PDB entry.

We welcome your comments at validation@mail.wwpdb.org

A user guide is available at

<https://www.wwpdb.org/validation/2017/EMValidationReportHelp>
with specific help available everywhere you see the ⓘ symbol.

The types of validation reports are described at

<http://www.wwpdb.org/validation/2017/FAQs#types>.

The following versions of software and data (see [references ⓘ](#)) were used in the production of this report:

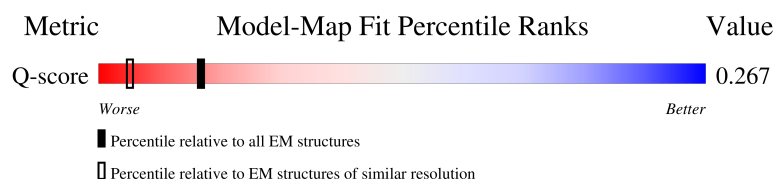
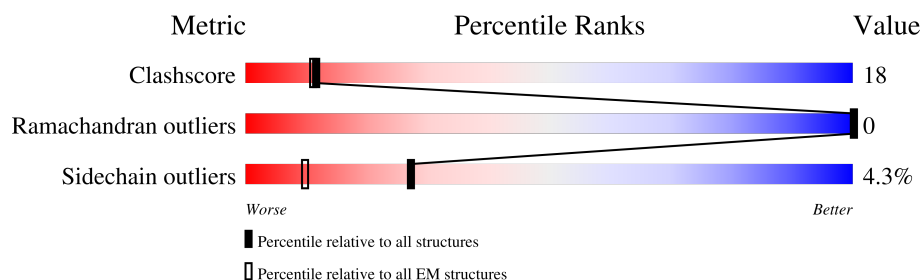
EMDB validation analysis : 0.0.1.dev132
Mogul : 2022.3.0, CSD as543be (2022)
MolProbity : 4-5-2 with Phenix2.0
Percentile statistics : 20250101.v01 (using entries in the PDB archive January 1st 2025)
EM percentile statistics : 202505.v01 (Using data in the EMDb archive up until May 2025)
MapQ : 1.9.13
Ideal geometry (proteins) : Engh & Huber (2001)
Ideal geometry (DNA, RNA) : Parkinson et al. (1996)
Validation Pipeline (wwPDB-VP) : 2.49

1 Overall quality at a glance

The following experimental techniques were used to determine the structure:
ELECTRON MICROSCOPY

The reported resolution of this entry is 3.43 Å.

Percentile scores (ranging between 0-100) for global validation metrics of the entry are shown in the following graphic. The table shows the number of entries on which the scores are based.



Metric	Whole archive (#Entries)	EM structures (#Entries)	Similar EM resolution (#Entries, resolution range(Å))
Clashscore	229148	23984	-
Ramachandran outliers	224038	23583	-
Sidechain outliers	223484	23102	-
Q-score	-	25397	13927 (2.93 - 3.93)

The table below summarises the geometric issues observed across the polymeric chains and their fit to the map. The red, orange, yellow and green segments of the bar indicate the fraction of residues that contain outliers for ≥ 3 , 2, 1 and 0 types of geometric quality criteria respectively. A grey segment represents the fraction of residues that are not modelled. The numeric value for each fraction is indicated below the corresponding segment, with a dot representing fractions $\leq 5\%$. The upper red bar (where present) indicates the fraction of residues that have poor fit to the EM map (all-atom inclusion $< 40\%$). The numeric value is given above the bar.

Mol	Chain	Length	Quality of chain
1	A	680	
1	C	680	
1	E	680	
2	B	1288	

Continued on next page...

Continued from previous page...

Mol	Chain	Length	Quality of chain
2	D	1288	
2	F	1288	
3	G	2	
3	H	2	
3	I	2	
3	J	2	
3	K	2	
3	L	2	
3	M	2	
3	N	2	
3	O	2	
3	P	2	
3	Q	2	
3	R	2	

2 Entry composition

There are 4 unique types of molecules in this entry. The entry contains 40071 atoms, of which 0 are hydrogens and 0 are deuteriums.

In the tables below, the AltConf column contains the number of residues with at least one atom in alternate conformation and the Trace column contains the number of residues modelled with at most 2 atoms.

- Molecule 1 is a protein called Collagen alpha-1(XVIII) chain, Processed angiotensin-converting enzyme 2.

Mol	Chain	Residues	Atoms					AltConf	Trace
1	A	647	Total	C	N	O	S	0	0
			5276	3374	882	991	29		
1	C	647	Total	C	N	O	S	0	0
			5266	3369	880	987	30		
1	E	647	Total	C	N	O	S	0	0
			5268	3369	879	990	30		

There are 87 discrepancies between the modelled and reference sequences:

Chain	Residue	Modelled	Actual	Comment	Reference
A	-25	MET	-	initiating methionine	UNP P39060
A	-24	GLY	-	expression tag	UNP P39060
A	-23	TRP	-	expression tag	UNP P39060
A	-22	SER	-	expression tag	UNP P39060
A	-21	LEU	-	expression tag	UNP P39060
A	-20	ILE	-	expression tag	UNP P39060
A	-19	LEU	-	expression tag	UNP P39060
A	-18	LEU	-	expression tag	UNP P39060
A	-17	PHE	-	expression tag	UNP P39060
A	-16	LEU	-	expression tag	UNP P39060
A	-15	VAL	-	expression tag	UNP P39060
A	-14	ALA	-	expression tag	UNP P39060
A	-13	VAL	-	expression tag	UNP P39060
A	-12	ALA	-	expression tag	UNP P39060
A	-11	THR	-	expression tag	UNP P39060
A	-10	ARG	-	expression tag	UNP P39060
A	-9	VAL	-	expression tag	UNP P39060
A	-8	LEU	-	expression tag	UNP P39060
A	-7	SER	-	expression tag	UNP P39060
A	-6	HIS	-	expression tag	UNP P39060
A	-5	HIS	-	expression tag	UNP P39060
A	-4	HIS	-	expression tag	UNP P39060
A	-3	HIS	-	expression tag	UNP P39060

Continued on next page...

Continued from previous page...

Chain	Residue	Modelled	Actual	Comment	Reference
A	-2	HIS	-	expression tag	UNP P39060
A	-1	HIS	-	expression tag	UNP P39060
A	0	GLY	-	expression tag	UNP P39060
A	56	GLY	-	linker	UNP P39060
A	57	SER	-	linker	UNP P39060
A	58	GLY	-	linker	UNP P39060
C	-25	MET	-	initiating methionine	UNP P39060
C	-24	GLY	-	expression tag	UNP P39060
C	-23	TRP	-	expression tag	UNP P39060
C	-22	SER	-	expression tag	UNP P39060
C	-21	LEU	-	expression tag	UNP P39060
C	-20	ILE	-	expression tag	UNP P39060
C	-19	LEU	-	expression tag	UNP P39060
C	-18	LEU	-	expression tag	UNP P39060
C	-17	PHE	-	expression tag	UNP P39060
C	-16	LEU	-	expression tag	UNP P39060
C	-15	VAL	-	expression tag	UNP P39060
C	-14	ALA	-	expression tag	UNP P39060
C	-13	VAL	-	expression tag	UNP P39060
C	-12	ALA	-	expression tag	UNP P39060
C	-11	THR	-	expression tag	UNP P39060
C	-10	ARG	-	expression tag	UNP P39060
C	-9	VAL	-	expression tag	UNP P39060
C	-8	LEU	-	expression tag	UNP P39060
C	-7	SER	-	expression tag	UNP P39060
C	-6	HIS	-	expression tag	UNP P39060
C	-5	HIS	-	expression tag	UNP P39060
C	-4	HIS	-	expression tag	UNP P39060
C	-3	HIS	-	expression tag	UNP P39060
C	-2	HIS	-	expression tag	UNP P39060
C	-1	HIS	-	expression tag	UNP P39060
C	0	GLY	-	expression tag	UNP P39060
C	56	GLY	-	linker	UNP P39060
C	57	SER	-	linker	UNP P39060
C	58	GLY	-	linker	UNP P39060
E	-25	MET	-	initiating methionine	UNP P39060
E	-24	GLY	-	expression tag	UNP P39060
E	-23	TRP	-	expression tag	UNP P39060
E	-22	SER	-	expression tag	UNP P39060
E	-21	LEU	-	expression tag	UNP P39060
E	-20	ILE	-	expression tag	UNP P39060
E	-19	LEU	-	expression tag	UNP P39060

Continued on next page...

Continued from previous page...

Chain	Residue	Modelled	Actual	Comment	Reference
E	-18	LEU	-	expression tag	UNP P39060
E	-17	PHE	-	expression tag	UNP P39060
E	-16	LEU	-	expression tag	UNP P39060
E	-15	VAL	-	expression tag	UNP P39060
E	-14	ALA	-	expression tag	UNP P39060
E	-13	VAL	-	expression tag	UNP P39060
E	-12	ALA	-	expression tag	UNP P39060
E	-11	THR	-	expression tag	UNP P39060
E	-10	ARG	-	expression tag	UNP P39060
E	-9	VAL	-	expression tag	UNP P39060
E	-8	LEU	-	expression tag	UNP P39060
E	-7	SER	-	expression tag	UNP P39060
E	-6	HIS	-	expression tag	UNP P39060
E	-5	HIS	-	expression tag	UNP P39060
E	-4	HIS	-	expression tag	UNP P39060
E	-3	HIS	-	expression tag	UNP P39060
E	-2	HIS	-	expression tag	UNP P39060
E	-1	HIS	-	expression tag	UNP P39060
E	0	GLY	-	expression tag	UNP P39060
E	56	GLY	-	linker	UNP P39060
E	57	SER	-	linker	UNP P39060
E	58	GLY	-	linker	UNP P39060

- Molecule 2 is a protein called Spike glycoprotein.

Mol	Chain	Residues	Atoms					AltConf	Trace
2	B	1006	Total	C	N	O	S	0	0
			7825	5005	1300	1485	35		
2	D	1002	Total	C	N	O	S	0	0
			7801	4988	1293	1485	35		
2	F	1006	Total	C	N	O	S	0	0
			7837	5006	1302	1494	35		

There are 267 discrepancies between the modelled and reference sequences:

Chain	Residue	Modelled	Actual	Comment	Reference
B	682	GLY	ARG	engineered mutation	UNP P0DTC2
B	683	SER	ARG	engineered mutation	UNP P0DTC2
B	685	SER	ARG	engineered mutation	UNP P0DTC2
B	817	PRO	PHE	engineered mutation	UNP P0DTC2
B	892	PRO	ALA	engineered mutation	UNP P0DTC2
B	899	PRO	ALA	engineered mutation	UNP P0DTC2

Continued on next page...

Continued from previous page...

Chain	Residue	Modelled	Actual	Comment	Reference
B	942	PRO	ALA	engineered mutation	UNP P0DTC2
B	986	PRO	LYS	engineered mutation	UNP P0DTC2
B	987	PRO	VAL	engineered mutation	UNP P0DTC2
B	1209	GLY	-	expression tag	UNP P0DTC2
B	1210	SER	-	expression tag	UNP P0DTC2
B	1211	GLY	-	expression tag	UNP P0DTC2
B	1212	TYR	-	expression tag	UNP P0DTC2
B	1213	ILE	-	expression tag	UNP P0DTC2
B	1214	PRO	-	expression tag	UNP P0DTC2
B	1215	GLU	-	expression tag	UNP P0DTC2
B	1216	ALA	-	expression tag	UNP P0DTC2
B	1217	PRO	-	expression tag	UNP P0DTC2
B	1218	ARG	-	expression tag	UNP P0DTC2
B	1219	ASP	-	expression tag	UNP P0DTC2
B	1220	GLY	-	expression tag	UNP P0DTC2
B	1221	GLN	-	expression tag	UNP P0DTC2
B	1222	ALA	-	expression tag	UNP P0DTC2
B	1223	TYR	-	expression tag	UNP P0DTC2
B	1224	VAL	-	expression tag	UNP P0DTC2
B	1225	ARG	-	expression tag	UNP P0DTC2
B	1226	LYS	-	expression tag	UNP P0DTC2
B	1227	ASP	-	expression tag	UNP P0DTC2
B	1228	GLY	-	expression tag	UNP P0DTC2
B	1229	GLU	-	expression tag	UNP P0DTC2
B	1230	TRP	-	expression tag	UNP P0DTC2
B	1231	VAL	-	expression tag	UNP P0DTC2
B	1232	LEU	-	expression tag	UNP P0DTC2
B	1233	LEU	-	expression tag	UNP P0DTC2
B	1234	SER	-	expression tag	UNP P0DTC2
B	1235	THR	-	expression tag	UNP P0DTC2
B	1236	PHE	-	expression tag	UNP P0DTC2
B	1237	LEU	-	expression tag	UNP P0DTC2
B	1238	GLY	-	expression tag	UNP P0DTC2
B	1239	ARG	-	expression tag	UNP P0DTC2
B	1240	SER	-	expression tag	UNP P0DTC2
B	1241	LEU	-	expression tag	UNP P0DTC2
B	1242	GLU	-	expression tag	UNP P0DTC2
B	1243	VAL	-	expression tag	UNP P0DTC2
B	1244	LEU	-	expression tag	UNP P0DTC2
B	1245	PHE	-	expression tag	UNP P0DTC2
B	1246	GLN	-	expression tag	UNP P0DTC2
B	1247	GLY	-	expression tag	UNP P0DTC2

Continued on next page...

Continued from previous page...

Chain	Residue	Modelled	Actual	Comment	Reference
B	1248	PRO	-	expression tag	UNP P0DTC2
B	1249	GLY	-	expression tag	UNP P0DTC2
B	1250	HIS	-	expression tag	UNP P0DTC2
B	1251	HIS	-	expression tag	UNP P0DTC2
B	1252	HIS	-	expression tag	UNP P0DTC2
B	1253	HIS	-	expression tag	UNP P0DTC2
B	1254	HIS	-	expression tag	UNP P0DTC2
B	1255	HIS	-	expression tag	UNP P0DTC2
B	1256	HIS	-	expression tag	UNP P0DTC2
B	1257	HIS	-	expression tag	UNP P0DTC2
B	1258	SER	-	expression tag	UNP P0DTC2
B	1259	ALA	-	expression tag	UNP P0DTC2
B	1260	TRP	-	expression tag	UNP P0DTC2
B	1261	SER	-	expression tag	UNP P0DTC2
B	1262	HIS	-	expression tag	UNP P0DTC2
B	1263	PRO	-	expression tag	UNP P0DTC2
B	1264	GLN	-	expression tag	UNP P0DTC2
B	1265	PHE	-	expression tag	UNP P0DTC2
B	1266	GLU	-	expression tag	UNP P0DTC2
B	1267	LYS	-	expression tag	UNP P0DTC2
B	1268	GLY	-	expression tag	UNP P0DTC2
B	1269	GLY	-	expression tag	UNP P0DTC2
B	1270	GLY	-	expression tag	UNP P0DTC2
B	1271	SER	-	expression tag	UNP P0DTC2
B	1272	GLY	-	expression tag	UNP P0DTC2
B	1273	GLY	-	expression tag	UNP P0DTC2
B	1274	GLY	-	expression tag	UNP P0DTC2
B	1275	GLY	-	expression tag	UNP P0DTC2
B	1276	SER	-	expression tag	UNP P0DTC2
B	1277	GLY	-	expression tag	UNP P0DTC2
B	1278	GLY	-	expression tag	UNP P0DTC2
B	1279	SER	-	expression tag	UNP P0DTC2
B	1280	ALA	-	expression tag	UNP P0DTC2
B	1281	TRP	-	expression tag	UNP P0DTC2
B	1282	SER	-	expression tag	UNP P0DTC2
B	1283	HIS	-	expression tag	UNP P0DTC2
B	1284	PRO	-	expression tag	UNP P0DTC2
B	1285	GLN	-	expression tag	UNP P0DTC2
B	1286	PHE	-	expression tag	UNP P0DTC2
B	1287	GLU	-	expression tag	UNP P0DTC2
B	1288	LYS	-	expression tag	UNP P0DTC2
D	682	GLY	ARG	engineered mutation	UNP P0DTC2

Continued on next page...

Continued from previous page...

Chain	Residue	Modelled	Actual	Comment	Reference
D	683	SER	ARG	engineered mutation	UNP P0DTC2
D	685	SER	ARG	engineered mutation	UNP P0DTC2
D	817	PRO	PHE	engineered mutation	UNP P0DTC2
D	892	PRO	ALA	engineered mutation	UNP P0DTC2
D	899	PRO	ALA	engineered mutation	UNP P0DTC2
D	942	PRO	ALA	engineered mutation	UNP P0DTC2
D	986	PRO	LYS	engineered mutation	UNP P0DTC2
D	987	PRO	VAL	engineered mutation	UNP P0DTC2
D	1209	GLY	-	expression tag	UNP P0DTC2
D	1210	SER	-	expression tag	UNP P0DTC2
D	1211	GLY	-	expression tag	UNP P0DTC2
D	1212	TYR	-	expression tag	UNP P0DTC2
D	1213	ILE	-	expression tag	UNP P0DTC2
D	1214	PRO	-	expression tag	UNP P0DTC2
D	1215	GLU	-	expression tag	UNP P0DTC2
D	1216	ALA	-	expression tag	UNP P0DTC2
D	1217	PRO	-	expression tag	UNP P0DTC2
D	1218	ARG	-	expression tag	UNP P0DTC2
D	1219	ASP	-	expression tag	UNP P0DTC2
D	1220	GLY	-	expression tag	UNP P0DTC2
D	1221	GLN	-	expression tag	UNP P0DTC2
D	1222	ALA	-	expression tag	UNP P0DTC2
D	1223	TYR	-	expression tag	UNP P0DTC2
D	1224	VAL	-	expression tag	UNP P0DTC2
D	1225	ARG	-	expression tag	UNP P0DTC2
D	1226	LYS	-	expression tag	UNP P0DTC2
D	1227	ASP	-	expression tag	UNP P0DTC2
D	1228	GLY	-	expression tag	UNP P0DTC2
D	1229	GLU	-	expression tag	UNP P0DTC2
D	1230	TRP	-	expression tag	UNP P0DTC2
D	1231	VAL	-	expression tag	UNP P0DTC2
D	1232	LEU	-	expression tag	UNP P0DTC2
D	1233	LEU	-	expression tag	UNP P0DTC2
D	1234	SER	-	expression tag	UNP P0DTC2
D	1235	THR	-	expression tag	UNP P0DTC2
D	1236	PHE	-	expression tag	UNP P0DTC2
D	1237	LEU	-	expression tag	UNP P0DTC2
D	1238	GLY	-	expression tag	UNP P0DTC2
D	1239	ARG	-	expression tag	UNP P0DTC2
D	1240	SER	-	expression tag	UNP P0DTC2
D	1241	LEU	-	expression tag	UNP P0DTC2
D	1242	GLU	-	expression tag	UNP P0DTC2

Continued on next page...

Continued from previous page...

Chain	Residue	Modelled	Actual	Comment	Reference
D	1243	VAL	-	expression tag	UNP P0DTC2
D	1244	LEU	-	expression tag	UNP P0DTC2
D	1245	PHE	-	expression tag	UNP P0DTC2
D	1246	GLN	-	expression tag	UNP P0DTC2
D	1247	GLY	-	expression tag	UNP P0DTC2
D	1248	PRO	-	expression tag	UNP P0DTC2
D	1249	GLY	-	expression tag	UNP P0DTC2
D	1250	HIS	-	expression tag	UNP P0DTC2
D	1251	HIS	-	expression tag	UNP P0DTC2
D	1252	HIS	-	expression tag	UNP P0DTC2
D	1253	HIS	-	expression tag	UNP P0DTC2
D	1254	HIS	-	expression tag	UNP P0DTC2
D	1255	HIS	-	expression tag	UNP P0DTC2
D	1256	HIS	-	expression tag	UNP P0DTC2
D	1257	HIS	-	expression tag	UNP P0DTC2
D	1258	SER	-	expression tag	UNP P0DTC2
D	1259	ALA	-	expression tag	UNP P0DTC2
D	1260	TRP	-	expression tag	UNP P0DTC2
D	1261	SER	-	expression tag	UNP P0DTC2
D	1262	HIS	-	expression tag	UNP P0DTC2
D	1263	PRO	-	expression tag	UNP P0DTC2
D	1264	GLN	-	expression tag	UNP P0DTC2
D	1265	PHE	-	expression tag	UNP P0DTC2
D	1266	GLU	-	expression tag	UNP P0DTC2
D	1267	LYS	-	expression tag	UNP P0DTC2
D	1268	GLY	-	expression tag	UNP P0DTC2
D	1269	GLY	-	expression tag	UNP P0DTC2
D	1270	GLY	-	expression tag	UNP P0DTC2
D	1271	SER	-	expression tag	UNP P0DTC2
D	1272	GLY	-	expression tag	UNP P0DTC2
D	1273	GLY	-	expression tag	UNP P0DTC2
D	1274	GLY	-	expression tag	UNP P0DTC2
D	1275	GLY	-	expression tag	UNP P0DTC2
D	1276	SER	-	expression tag	UNP P0DTC2
D	1277	GLY	-	expression tag	UNP P0DTC2
D	1278	GLY	-	expression tag	UNP P0DTC2
D	1279	SER	-	expression tag	UNP P0DTC2
D	1280	ALA	-	expression tag	UNP P0DTC2
D	1281	TRP	-	expression tag	UNP P0DTC2
D	1282	SER	-	expression tag	UNP P0DTC2
D	1283	HIS	-	expression tag	UNP P0DTC2
D	1284	PRO	-	expression tag	UNP P0DTC2

Continued on next page...

Continued from previous page...

Chain	Residue	Modelled	Actual	Comment	Reference
D	1285	GLN	-	expression tag	UNP P0DTC2
D	1286	PHE	-	expression tag	UNP P0DTC2
D	1287	GLU	-	expression tag	UNP P0DTC2
D	1288	LYS	-	expression tag	UNP P0DTC2
F	682	GLY	ARG	engineered mutation	UNP P0DTC2
F	683	SER	ARG	engineered mutation	UNP P0DTC2
F	685	SER	ARG	engineered mutation	UNP P0DTC2
F	817	PRO	PHE	engineered mutation	UNP P0DTC2
F	892	PRO	ALA	engineered mutation	UNP P0DTC2
F	899	PRO	ALA	engineered mutation	UNP P0DTC2
F	942	PRO	ALA	engineered mutation	UNP P0DTC2
F	986	PRO	LYS	engineered mutation	UNP P0DTC2
F	987	PRO	VAL	engineered mutation	UNP P0DTC2
F	1209	GLY	-	expression tag	UNP P0DTC2
F	1210	SER	-	expression tag	UNP P0DTC2
F	1211	GLY	-	expression tag	UNP P0DTC2
F	1212	TYR	-	expression tag	UNP P0DTC2
F	1213	ILE	-	expression tag	UNP P0DTC2
F	1214	PRO	-	expression tag	UNP P0DTC2
F	1215	GLU	-	expression tag	UNP P0DTC2
F	1216	ALA	-	expression tag	UNP P0DTC2
F	1217	PRO	-	expression tag	UNP P0DTC2
F	1218	ARG	-	expression tag	UNP P0DTC2
F	1219	ASP	-	expression tag	UNP P0DTC2
F	1220	GLY	-	expression tag	UNP P0DTC2
F	1221	GLN	-	expression tag	UNP P0DTC2
F	1222	ALA	-	expression tag	UNP P0DTC2
F	1223	TYR	-	expression tag	UNP P0DTC2
F	1224	VAL	-	expression tag	UNP P0DTC2
F	1225	ARG	-	expression tag	UNP P0DTC2
F	1226	LYS	-	expression tag	UNP P0DTC2
F	1227	ASP	-	expression tag	UNP P0DTC2
F	1228	GLY	-	expression tag	UNP P0DTC2
F	1229	GLU	-	expression tag	UNP P0DTC2
F	1230	TRP	-	expression tag	UNP P0DTC2
F	1231	VAL	-	expression tag	UNP P0DTC2
F	1232	LEU	-	expression tag	UNP P0DTC2
F	1233	LEU	-	expression tag	UNP P0DTC2
F	1234	SER	-	expression tag	UNP P0DTC2
F	1235	THR	-	expression tag	UNP P0DTC2
F	1236	PHE	-	expression tag	UNP P0DTC2
F	1237	LEU	-	expression tag	UNP P0DTC2

Continued on next page...

Continued from previous page...

Chain	Residue	Modelled	Actual	Comment	Reference
F	1238	GLY	-	expression tag	UNP P0DTC2
F	1239	ARG	-	expression tag	UNP P0DTC2
F	1240	SER	-	expression tag	UNP P0DTC2
F	1241	LEU	-	expression tag	UNP P0DTC2
F	1242	GLU	-	expression tag	UNP P0DTC2
F	1243	VAL	-	expression tag	UNP P0DTC2
F	1244	LEU	-	expression tag	UNP P0DTC2
F	1245	PHE	-	expression tag	UNP P0DTC2
F	1246	GLN	-	expression tag	UNP P0DTC2
F	1247	GLY	-	expression tag	UNP P0DTC2
F	1248	PRO	-	expression tag	UNP P0DTC2
F	1249	GLY	-	expression tag	UNP P0DTC2
F	1250	HIS	-	expression tag	UNP P0DTC2
F	1251	HIS	-	expression tag	UNP P0DTC2
F	1252	HIS	-	expression tag	UNP P0DTC2
F	1253	HIS	-	expression tag	UNP P0DTC2
F	1254	HIS	-	expression tag	UNP P0DTC2
F	1255	HIS	-	expression tag	UNP P0DTC2
F	1256	HIS	-	expression tag	UNP P0DTC2
F	1257	HIS	-	expression tag	UNP P0DTC2
F	1258	SER	-	expression tag	UNP P0DTC2
F	1259	ALA	-	expression tag	UNP P0DTC2
F	1260	TRP	-	expression tag	UNP P0DTC2
F	1261	SER	-	expression tag	UNP P0DTC2
F	1262	HIS	-	expression tag	UNP P0DTC2
F	1263	PRO	-	expression tag	UNP P0DTC2
F	1264	GLN	-	expression tag	UNP P0DTC2
F	1265	PHE	-	expression tag	UNP P0DTC2
F	1266	GLU	-	expression tag	UNP P0DTC2
F	1267	LYS	-	expression tag	UNP P0DTC2
F	1268	GLY	-	expression tag	UNP P0DTC2
F	1269	GLY	-	expression tag	UNP P0DTC2
F	1270	GLY	-	expression tag	UNP P0DTC2
F	1271	SER	-	expression tag	UNP P0DTC2
F	1272	GLY	-	expression tag	UNP P0DTC2
F	1273	GLY	-	expression tag	UNP P0DTC2
F	1274	GLY	-	expression tag	UNP P0DTC2
F	1275	GLY	-	expression tag	UNP P0DTC2
F	1276	SER	-	expression tag	UNP P0DTC2
F	1277	GLY	-	expression tag	UNP P0DTC2
F	1278	GLY	-	expression tag	UNP P0DTC2
F	1279	SER	-	expression tag	UNP P0DTC2

Continued on next page...

Continued from previous page...

Chain	Residue	Modelled	Actual	Comment	Reference
F	1280	ALA	-	expression tag	UNP P0DTC2
F	1281	TRP	-	expression tag	UNP P0DTC2
F	1282	SER	-	expression tag	UNP P0DTC2
F	1283	HIS	-	expression tag	UNP P0DTC2
F	1284	PRO	-	expression tag	UNP P0DTC2
F	1285	GLN	-	expression tag	UNP P0DTC2
F	1286	PHE	-	expression tag	UNP P0DTC2
F	1287	GLU	-	expression tag	UNP P0DTC2
F	1288	LYS	-	expression tag	UNP P0DTC2

- Molecule 3 is an oligosaccharide called 2-acetamido-2-deoxy-beta-D-glucopyranose-(1-4)-2-acetamido-2-deoxy-beta-D-glucopyranose.



Mol	Chain	Residues	Atoms				AltConf	Trace
3	G	2	Total	C	N	O	0	0
			28	16	2	10		
3	H	2	Total	C	N	O	0	0
			28	16	2	10		
3	I	2	Total	C	N	O	0	0
			28	16	2	10		
3	K	2	Total	C	N	O	0	0
			28	16	2	10		
3	L	2	Total	C	N	O	0	0
			28	16	2	10		
3	M	2	Total	C	N	O	0	0
			28	16	2	10		
3	N	2	Total	C	N	O	0	0
			28	16	2	10		
3	O	2	Total	C	N	O	0	0
			28	16	2	10		
3	P	2	Total	C	N	O	0	0
			28	16	2	10		
3	Q	2	Total	C	N	O	0	0
			28	16	2	10		
3	R	2	Total	C	N	O	0	0
			28	16	2	10		
3	J	2	Total	C	N	O	0	0
			28	16	2	10		

- Molecule 4 is 2-acetamido-2-deoxy-beta-D-glucopyranose (CCD ID: NAG) (formula: $C_8H_{15}NO_6$).



Mol	Chain	Residues	Atoms				AltConf
4	B	1	Total	C	N	O	0
			14	8	1	5	
4	B	1	Total	C	N	O	0
			14	8	1	5	
4	B	1	Total	C	N	O	0
			14	8	1	5	
4	B	1	Total	C	N	O	0
			14	8	1	5	
4	B	1	Total	C	N	O	0
			14	8	1	5	
4	B	1	Total	C	N	O	0
			14	8	1	5	
4	B	1	Total	C	N	O	0
			14	8	1	5	
4	B	1	Total	C	N	O	0
			14	8	1	5	
4	D	1	Total	C	N	O	0
			14	8	1	5	
4	D	1	Total	C	N	O	0
			14	8	1	5	

Continued on next page...


Continued from previous page...

Mol	Chain	Residues	Atoms				AltConf
4	D	1	Total	C	N	O	0
			14	8	1	5	
4	D	1	Total	C	N	O	0
			14	8	1	5	
4	D	1	Total	C	N	O	0
			14	8	1	5	
4	D	1	Total	C	N	O	0
			14	8	1	5	
4	D	1	Total	C	N	O	0
			14	8	1	5	
4	D	1	Total	C	N	O	0
			14	8	1	5	
4	D	1	Total	C	N	O	0
			14	8	1	5	
4	D	1	Total	C	N	O	0
			14	8	1	5	
4	F	1	Total	C	N	O	0
			14	8	1	5	
4	F	1	Total	C	N	O	0
			14	8	1	5	
4	F	1	Total	C	N	O	0
			14	8	1	5	
4	F	1	Total	C	N	O	0
			14	8	1	5	
4	F	1	Total	C	N	O	0
			14	8	1	5	
4	F	1	Total	C	N	O	0
			14	8	1	5	
4	F	1	Total	C	N	O	0
			14	8	1	5	
4	F	1	Total	C	N	O	0
			14	8	1	5	
4	F	1	Total	C	N	O	0
			14	8	1	5	


3 Residue-property plots

These plots are drawn for all protein, RNA, DNA and oligosaccharide chains in the entry. The first graphic for a chain summarises the proportions of the various outlier classes displayed in the second graphic. The second graphic shows the sequence view annotated by issues in geometry and atom inclusion in map density. Residues are color-coded according to the number of geometric quality criteria for which they contain at least one outlier: green = 0, yellow = 1, orange = 2 and red = 3 or more. A red diamond above a residue indicates a poor fit to the EM map for this residue (all-atom inclusion < 40%). Stretches of 2 or more consecutive residues without any outlier are shown as a green connector. Residues present in the sample, but not in the model, are shown in grey.

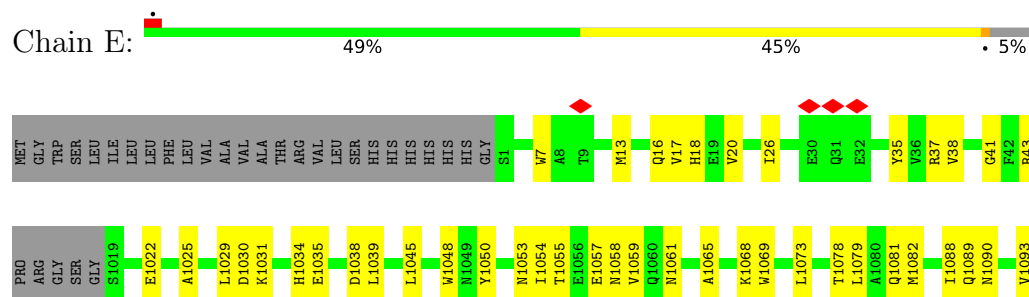
- Molecule 1: Collagen alpha-1(XVIII) chain, Processed angiotensin-converting enzyme 2

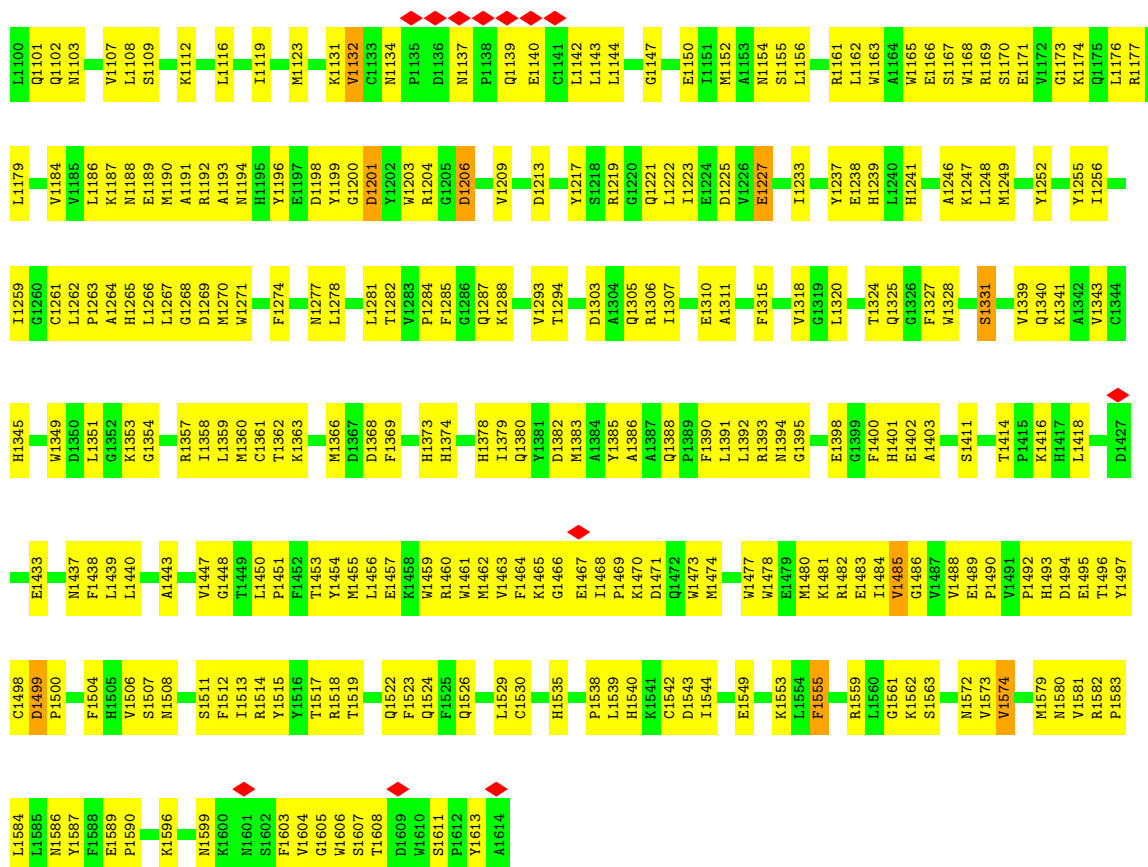


- Molecule 1: Collagen alpha-1(XVIII) chain, Processed angiotensin-converting enzyme 2



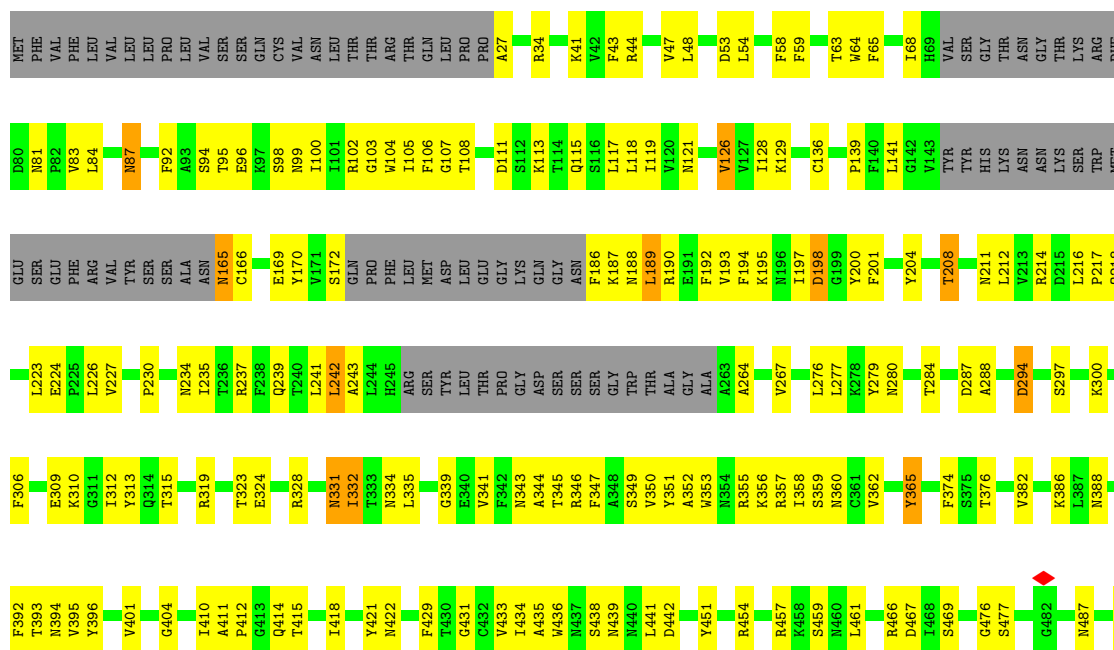
- Molecule 1: Collagen alpha-1(XVIII) chain, Processed angiotensin-converting enzyme 2

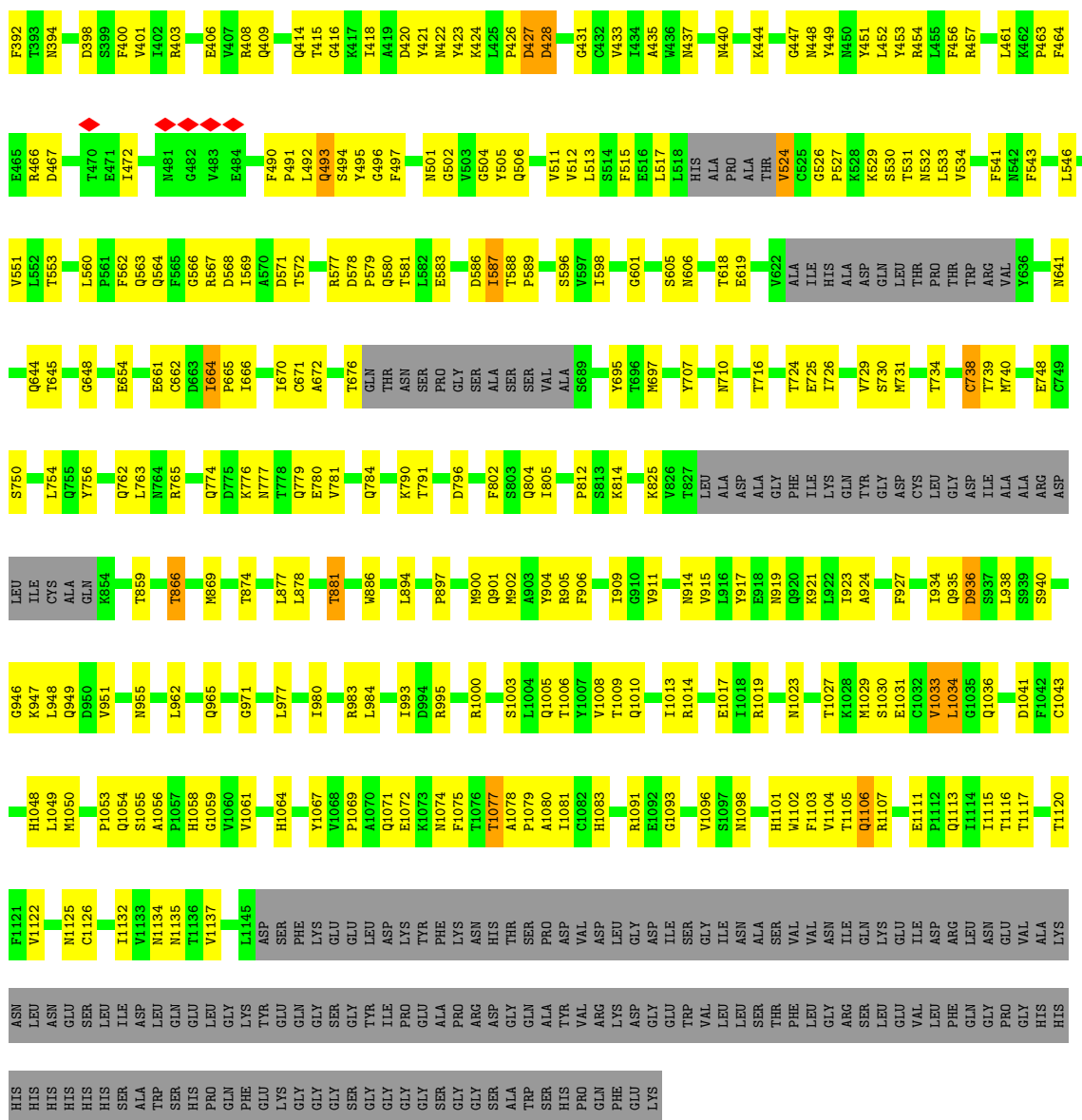




• Molecule 2: Spike glycoprotein

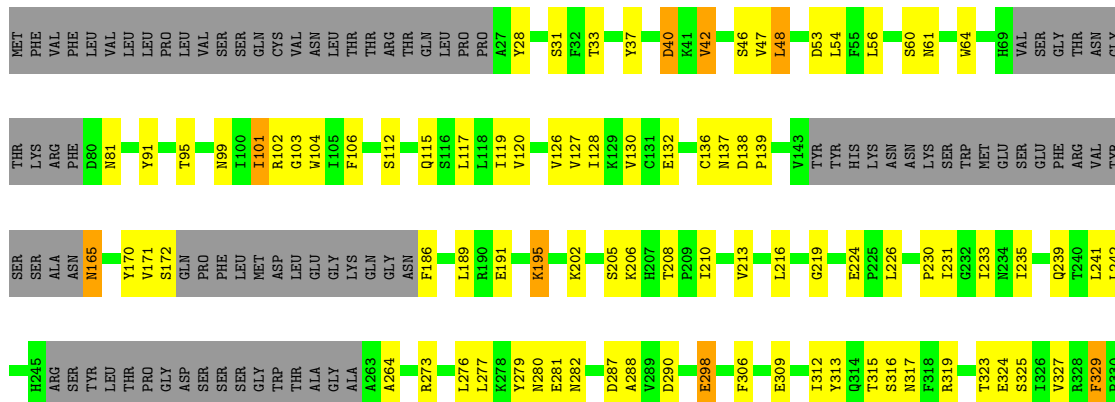
Chain B: 48% 28% 22%





• Molecule 2: Spike glycoprotein

Chain F: 49% 27% 22%



- Molecule 3: 2-acetamido-2-deoxy-beta-D-glucopyranose-(1-4)-2-acetamido-2-deoxy-beta-D-glucopyranose

Chain I:  50% 50%



- Molecule 3: 2-acetamido-2-deoxy-beta-D-glucopyranose-(1-4)-2-acetamido-2-deoxy-beta-D-glucopyranose

Chain K:  50% 50%



- Molecule 3: 2-acetamido-2-deoxy-beta-D-glucopyranose-(1-4)-2-acetamido-2-deoxy-beta-D-glucopyranose

Chain L:  100%



- Molecule 3: 2-acetamido-2-deoxy-beta-D-glucopyranose-(1-4)-2-acetamido-2-deoxy-beta-D-glucopyranose

Chain M:  50% 50%



- Molecule 3: 2-acetamido-2-deoxy-beta-D-glucopyranose-(1-4)-2-acetamido-2-deoxy-beta-D-glucopyranose

Chain N:  50% 50%



- Molecule 3: 2-acetamido-2-deoxy-beta-D-glucopyranose-(1-4)-2-acetamido-2-deoxy-beta-D-glucopyranose

Chain O:  50% 50%



- Molecule 3: 2-acetamido-2-deoxy-beta-D-glucopyranose-(1-4)-2-acetamido-2-deoxy-beta-D-glucopyranose

Chain P:  100%

MAG1
MAG2

- Molecule 3: 2-acetamido-2-deoxy-beta-D-glucopyranose-(1-4)-2-acetamido-2-deoxy-beta-D-glucopyranose

Chain Q:  50% 50%

MAG1
MAG2

- Molecule 3: 2-acetamido-2-deoxy-beta-D-glucopyranose-(1-4)-2-acetamido-2-deoxy-beta-D-glucopyranose

Chain R:  50% 50%

MAG1
MAG2

- Molecule 3: 2-acetamido-2-deoxy-beta-D-glucopyranose-(1-4)-2-acetamido-2-deoxy-beta-D-glucopyranose

Chain J:  50% 50%

MAG1
MAG2

4 Experimental information

Property	Value	Source
EM reconstruction method	SINGLE PARTICLE	Depositor
Imposed symmetry	POINT, Not provided	
Number of particles used	225636	Depositor
Resolution determination method	FSC 0.143 CUT-OFF	Depositor
CTF correction method	PHASE FLIPPING AND AMPLITUDE CORRECTION; Patch motion correction and Patch CTF applied after Import Movies and before Blob Picker	Depositor
Microscope	FEI TITAN KRIOS	Depositor
Voltage (kV)	300	Depositor
Electron dose ($e^-/\text{\AA}^2$)	60	Depositor
Minimum defocus (nm)	500	Depositor
Maximum defocus (nm)	3000	Depositor
Magnification	Not provided	
Image detector	GATAN K3 (6k x 4k)	Depositor
Maximum map value	0.288	Depositor
Minimum map value	-0.098	Depositor
Average map value	0.001	Depositor
Map value standard deviation	0.012	Depositor
Recommended contour level	0.04	Depositor
Map size (\AA)	319.488, 319.488, 319.488	wwPDB
Map dimensions	384, 384, 384	wwPDB
Map angles ($^\circ$)	90.0, 90.0, 90.0	wwPDB
Pixel spacing (\AA)	0.832, 0.832, 0.832	Depositor

5 Model quality [i](#)

5.1 Standard geometry [i](#)

Bond lengths and bond angles in the following residue types are not validated in this section: NAG

The Z score for a bond length (or angle) is the number of standard deviations the observed value is removed from the expected value. A bond length (or angle) with $|Z| > 5$ is considered an outlier worth inspection. RMSZ is the root-mean-square of all Z scores of the bond lengths (or angles).

Mol	Chain	Bond lengths		Bond angles	
		RMSZ	$\# Z > 5$	RMSZ	$\# Z > 5$
1	A	0.07	0/5421	0.19	0/7363
1	C	0.07	0/5409	0.19	0/7345
1	E	0.10	0/5413	0.22	0/7352
2	B	0.21	0/8006	0.33	0/10903
2	D	0.23	0/7979	0.33	0/10864
2	F	0.22	0/8017	0.32	0/10915
All	All	0.18	0/40245	0.28	0/54742

There are no bond length outliers.

There are no bond angle outliers.

There are no chirality outliers.

There are no planarity outliers.

5.2 Too-close contacts [i](#)

In the following table, the Non-H and H(model) columns list the number of non-hydrogen atoms and hydrogen atoms in the chain respectively. The H(added) column lists the number of hydrogen atoms added and optimized by MolProbity. The Clashes column lists the number of clashes within the asymmetric unit, whereas Symm-Clashes lists symmetry-related clashes.

Mol	Chain	Non-H	H(model)	H(added)	Clashes	Symm-Clashes
1	A	5276	0	5049	176	0
1	C	5266	0	5041	175	0
1	E	5268	0	5031	241	0
2	B	7825	0	7618	269	0
2	D	7801	0	7582	292	0
2	F	7837	0	7624	276	0
3	G	28	0	25	0	0

Continued on next page...

Continued from previous page...

Mol	Chain	Non-H	H(model)	H(added)	Clashes	Symm-Clashes
3	H	28	0	25	0	0
3	I	28	0	25	2	0
3	J	28	0	25	0	0
3	K	28	0	25	1	0
3	L	28	0	25	0	0
3	M	28	0	25	0	0
3	N	28	0	25	1	0
3	O	28	0	25	1	0
3	P	28	0	25	2	0
3	Q	28	0	25	0	0
3	R	28	0	25	0	0
4	B	140	0	130	1	0
4	D	168	0	156	4	0
4	F	154	0	143	5	0
All	All	40071	0	38674	1392	0

The all-atom clashscore is defined as the number of clashes found per 1000 atoms (including hydrogen atoms). The all-atom clashscore for this structure is 18.

All (1392) close contacts within the same asymmetric unit are listed below, sorted by their clash magnitude.

Atom-1	Atom-2	Interatomic distance (Å)	Clash overlap (Å)
2:D:431:GLY:HA3	2:D:513:LEU:O	1.50	1.10
2:F:431:GLY:HA3	2:F:513:LEU:O	1.62	0.98
2:F:448:ASN:H	2:F:497:PHE:H	1.18	0.90
2:B:360:ASN:H	2:B:523:THR:HB	1.39	0.87
2:F:1093:GLY:HA3	2:F:1105:THR:O	1.74	0.86
2:D:780:GLU:O	2:D:784:GLN:NE2	2.10	0.84
2:B:106:PHE:HB3	2:B:235:ILE:HG12	1.61	0.81
1:A:26:ILE:HB	1:A:35:TYR:HB2	1.61	0.81
2:F:675:GLN:O	2:F:690:GLN:HA	1.80	0.80
2:B:81:ASN:O	2:B:239:GLN:NE2	2.16	0.79
2:B:412:PRO:HB3	2:B:429:PHE:HB3	1.64	0.78
2:F:115:GLN:NE2	2:F:130:VAL:O	2.17	0.78
2:B:126:VAL:H	2:B:172:SER:HB2	1.48	0.78
2:B:96:GLU:O	2:B:188:ASN:HB2	1.84	0.77
2:B:358:ILE:HB	2:B:395:VAL:HB	1.65	0.77
1:A:1019:SER:N	2:B:477:SER:HG	1.83	0.76
2:B:431:GLY:HA3	2:B:513:LEU:O	1.86	0.76
1:A:6:LEU:HD21	1:A:29:ALA:HB2	1.67	0.75
2:B:725:GLU:OE1	2:B:1064:HIS:NE2	2.19	0.74

Continued on next page...

Continued from previous page...

Atom-1	Atom-2	Interatomic distance (Å)	Clash overlap (Å)
2:B:1123:SER:OG	2:F:914:ASN:ND2	2.20	0.74
1:C:37:ARG:NH1	1:C:38:VAL:O	2.20	0.74
1:E:1204:ARG:HG2	1:E:1222:LEU:HD23	1.68	0.74
2:B:659:SER:HB2	2:B:698:SER:HB3	1.70	0.73
1:E:1177:ARG:NH2	1:E:1470:LYS:O	2.20	0.73
1:E:1582:ARG:HG3	1:E:1583:PRO:HD3	1.69	0.73
2:D:365:TYR:HD2	2:D:388:ASN:HA	1.54	0.73
2:D:1019:ARG:O	2:D:1023:ASN:ND2	2.21	0.73
1:A:1386:ALA:HA	1:A:1393:ARG:HE	1.54	0.73
1:E:1039:LEU:HD22	1:E:1068:LYS:HD2	1.69	0.73
1:C:26:ILE:HB	1:C:35:TYR:HB2	1.71	0.72
2:D:1010:GLN:HB3	2:D:1014:ARG:HH22	1.54	0.72
2:F:81:ASN:O	2:F:239:GLN:NE2	2.22	0.72
1:E:1201:ASP:HA	1:E:1204:ARG:HB2	1.71	0.71
1:E:1285:PHE:HB2	1:E:1437:ASN:HD21	1.53	0.71
2:B:780:GLU:O	2:B:784:GLN:NE2	2.23	0.71
1:E:37:ARG:NH1	1:E:38:VAL:O	2.24	0.71
2:D:725:GLU:OE1	2:D:1064:HIS:NE2	2.24	0.71
2:D:392:PHE:O	2:D:524:VAL:N	2.24	0.71
2:B:644:GLN:NE2	2:B:648:GLY:O	2.22	0.70
1:C:1323:MET:HE3	1:C:1328:TRP:HE1	1.55	0.70
1:C:1573:VAL:HG13	1:C:1574:VAL:HG23	1.73	0.70
1:C:1050:TYR:HA	1:C:1058:ASN:HB3	1.71	0.70
1:A:1085:LEU:HB3	1:A:1094:LYS:HG3	1.74	0.70
1:E:1459:TRP:HB2	1:E:1480:MET:HE1	1.74	0.70
1:C:1103:ASN:OD1	1:C:1194:ASN:ND2	2.25	0.69
1:E:1192:ARG:HH12	1:E:1198:ASP:HA	1.57	0.69
2:F:780:GLU:O	2:F:784:GLN:NE2	2.26	0.69
2:D:359:SER:HA	2:D:524:VAL:HG22	1.74	0.69
2:F:398:ASP:HB2	2:F:512:VAL:HG13	1.74	0.69
2:B:900:MET:SD	2:B:917:TYR:OH	2.49	0.69
1:A:1326:GLY:O	1:A:1330:ASN:ND2	2.25	0.69
2:F:103:GLY:HA3	2:F:241:LEU:HB2	1.75	0.69
1:A:1539:LEU:HB3	1:A:1587:TYR:HA	1.73	0.69
1:E:1054:ILE:HB	1:E:1341:LYS:HB2	1.75	0.69
2:F:127:VAL:HG11	4:F:1302:NAG:H5	1.75	0.69
2:F:563:GLN:O	2:F:577:ARG:NH1	2.25	0.69
2:F:897:PRO:HB2	2:F:900:MET:HG3	1.75	0.69
2:F:462:LYS:HG2	2:F:465:GLU:HB2	1.75	0.68
1:C:1168:TRP:HE1	1:C:1502:SER:HB2	1.59	0.68
2:D:562:PHE:O	2:D:564:GLN:NE2	2.26	0.68

Continued on next page...

Continued from previous page...

Atom-1	Atom-2	Interatomic distance (Å)	Clash overlap (Å)
2:F:556:ASN:O	2:F:558:LYS:NZ	2.22	0.68
1:C:1264:ALA:H	1:C:1490:PRO:HD3	1.59	0.68
2:B:563:GLN:O	2:B:577:ARG:NH1	2.26	0.68
2:B:905:ARG:NH1	2:B:1049:LEU:O	2.26	0.68
2:F:1104:VAL:O	2:F:1113:GLN:NE2	2.26	0.68
1:A:13:MET:HE1	1:A:20:VAL:HG21	1.76	0.68
2:F:731:MET:HB2	2:F:955:ASN:HD21	1.59	0.68
1:E:1526:GLN:NE2	1:E:1542:CYS:SG	2.66	0.68
1:C:1184:VAL:HG11	1:C:1463:VAL:HG22	1.75	0.68
1:C:1312:GLU:HB2	1:C:1323:MET:HE2	1.75	0.68
2:D:456:PHE:HB2	2:D:491:PRO:HA	1.75	0.68
2:B:662:CYS:HB2	2:B:697:MET:HE3	1.76	0.68
1:A:1108:LEU:HB3	1:A:1112:LYS:HD2	1.76	0.67
1:E:1166:GLU:OE1	1:E:1493:HIS:NE2	2.27	0.67
2:F:725:GLU:OE1	2:F:1064:HIS:NE2	2.25	0.67
2:B:570:ALA:HB1	2:F:963:VAL:HG11	1.75	0.67
1:A:1362:THR:HG23	1:A:1368:ASP:HB3	1.75	0.67
2:B:738:CYS:SG	2:B:739:THR:N	2.68	0.67
2:B:431:GLY:CA	2:B:513:LEU:O	2.42	0.67
1:A:1022:GLU:HG3	1:A:1088:ILE:HG23	1.77	0.67
1:A:1083:TYR:O	1:A:1101:GLN:NE2	2.27	0.67
2:B:346:ARG:NH1	2:B:347:PHE:O	2.28	0.67
1:C:1394:ASN:HB3	1:C:1562:LYS:HD2	1.76	0.67
2:D:448:ASN:HB3	2:D:497:PHE:HB2	1.76	0.67
1:E:1058:ASN:HA	1:E:1061:ASN:HD21	1.60	0.67
2:B:119:ILE:HG23	2:B:128:ILE:HG12	1.77	0.67
2:F:568:ASP:OD1	2:F:569:ILE:N	2.28	0.67
2:F:655:HIS:HD1	4:F:1307:NAG:HO6	1.42	0.67
2:D:493:GLN:NE2	2:D:494:SER:O	2.27	0.66
2:F:1091:ARG:NH1	2:F:1120:THR:O	2.28	0.66
1:A:1523:PHE:HB3	1:A:1583:PRO:HB2	1.77	0.66
1:A:1263:PRO:HG2	1:A:1266:LEU:HD12	1.77	0.66
2:D:567:ARG:NH1	2:D:571:ASP:OD1	2.29	0.66
1:E:1482:ARG:NH2	1:E:1613:TYR:OH	2.29	0.66
2:B:48:LEU:HB3	2:B:276:LEU:HD11	1.77	0.66
2:D:104:TRP:HB3	2:D:106:PHE:HE1	1.58	0.66
2:D:740:MET:HE1	2:F:319:ARG:HD3	1.78	0.66
2:B:64:TRP:HE1	2:B:264:ALA:HB1	1.61	0.66
2:B:476:GLY:H	2:B:487:ASN:HB3	1.59	0.66
1:E:1388:GLN:O	1:E:1393:ARG:NE	2.28	0.66
2:F:422:ASN:OD1	2:F:454:ARG:N	2.29	0.66

Continued on next page...

Continued from previous page...

Atom-1	Atom-2	Interatomic distance (Å)	Clash overlap (Å)
2:B:568:ASP:OD1	2:B:569:ILE:N	2.26	0.66
2:F:392:PHE:O	2:F:524:VAL:N	2.27	0.66
2:B:331:ASN:OD1	2:B:331:ASN:N	2.28	0.66
1:C:1057:GLU:O	1:C:1061:ASN:ND2	2.29	0.66
1:C:1515:TYR:HB3	1:C:1518:ARG:HH21	1.59	0.66
2:B:376:THR:HB	2:B:435:ALA:HB3	1.78	0.65
2:D:1106:GLN:NE2	2:D:1111:GLU:OE1	2.28	0.65
2:D:619:GLU:OE1	2:D:619:GLU:N	2.29	0.65
2:B:34:ARG:NH2	2:B:218:GLN:O	2.29	0.65
2:B:422:ASN:ND2	2:B:454:ARG:O	2.30	0.65
2:D:97:LYS:HG3	2:D:186:PHE:HB3	1.77	0.65
2:D:196:ASN:HB2	2:D:201:PHE:HD1	1.61	0.65
2:D:329:PHE:O	2:D:580:GLN:NE2	2.28	0.65
2:B:374:PHE:HA	2:B:436:TRP:HB3	1.79	0.65
2:F:403:ARG:HD2	2:F:405:ASP:H	1.61	0.65
2:D:1096:VAL:O	2:D:1102:TRP:HA	1.96	0.65
1:E:1268:GLY:O	1:E:1277:ASN:ND2	2.25	0.65
2:F:526:GLY:O	2:F:528:LYS:NZ	2.30	0.65
2:F:1037:SER:OG	2:F:1043:CYS:SG	2.54	0.65
2:D:312:ILE:HD11	2:D:596:SER:HB3	1.79	0.65
2:B:825:LYS:NZ	2:B:938:LEU:O	2.30	0.64
1:C:1501:ALA:HA	1:C:1506:VAL:HB	1.78	0.64
2:F:365:TYR:HD2	2:F:388:ASN:HA	1.62	0.64
2:B:395:VAL:HG23	2:B:524:VAL:HG21	1.79	0.64
2:B:347:PHE:HB2	2:B:401:VAL:HG23	1.79	0.64
1:E:1050:TYR:HA	1:E:1058:ASN:HB3	1.80	0.64
1:E:1248:LEU:HD12	1:E:1262:LEU:HD22	1.78	0.64
1:E:1390:PHE:HA	1:E:1393:ARG:HD2	1.79	0.64
2:F:402:ILE:HD12	2:F:406:GLU:HB2	1.79	0.64
2:D:971:GLY:HA3	2:D:995:ARG:HH22	1.63	0.64
2:D:130:VAL:HG23	2:D:168:PHE:HB3	1.78	0.64
2:D:422:ASN:OD1	2:D:454:ARG:N	2.29	0.64
1:E:17:VAL:O	1:E:37:ARG:NE	2.24	0.64
2:D:362:VAL:HA	2:D:526:GLY:HA3	1.80	0.64
2:B:786:LYS:H	2:B:786:LYS:HD3	1.63	0.64
2:D:102:ARG:HG2	2:D:121:ASN:HD21	1.63	0.64
2:D:347:PHE:HB3	2:D:401:VAL:HG23	1.79	0.64
2:B:731:MET:N	2:B:774:GLN:OE1	2.31	0.64
1:A:28:VAL:HG22	1:A:30:GLU:H	1.63	0.63
2:B:119:ILE:HG12	2:B:128:ILE:HG23	1.79	0.63
2:B:439:ASN:ND2	2:B:506:GLN:OE1	2.31	0.63

Continued on next page...

Continued from previous page...

Atom-1	Atom-2	Interatomic distance (Å)	Clash overlap (Å)
1:E:1191:ALA:HB1	1:E:1196:TYR:HB2	1.80	0.63
1:A:1460:ARG:HH21	1:A:1506:VAL:HG22	1.63	0.63
1:C:1478:TRP:HE1	1:C:1493:HIS:HB2	1.62	0.63
2:D:977:LEU:HD23	2:D:993:ILE:HD12	1.80	0.63
2:F:809:PRO:HA	2:F:814:LYS:HD2	1.79	0.63
1:C:1204:ARG:HG2	1:C:1222:LEU:HD23	1.80	0.63
2:D:1027:THR:OG1	2:D:1031:GLU:OE2	2.14	0.63
1:E:1488:VAL:HG21	1:E:1611:SER:HA	1.81	0.63
1:C:1267:LEU:HA	1:C:1278:LEU:HD11	1.80	0.63
2:D:108:THR:O	2:D:237:ARG:NH1	2.32	0.63
2:F:950:ASP:OD2	2:F:954:GLN:NE2	2.32	0.63
2:D:426:PRO:HD3	2:D:463:PRO:HB3	1.81	0.63
1:A:1204:ARG:HG2	1:A:1222:LEU:HD23	1.81	0.63
1:C:37:ARG:NH1	1:C:41:GLY:O	2.32	0.62
2:B:916:LEU:HD12	2:B:923:ILE:HD13	1.80	0.62
2:F:189:LEU:HB2	2:F:210:ILE:HD13	1.79	0.62
1:A:1050:TYR:HA	1:A:1058:ASN:HB3	1.79	0.62
1:A:1416:LYS:HD2	1:A:1543:ASP:HB3	1.81	0.62
1:A:1451:PRO:HB2	1:A:1485:VAL:HG13	1.80	0.62
1:E:1057:GLU:O	1:E:1061:ASN:ND2	2.33	0.62
1:E:1523:PHE:HB3	1:E:1583:PRO:HB2	1.81	0.62
2:F:28:TYR:HB3	2:F:61:ASN:HB3	1.82	0.62
1:C:1108:LEU:HD13	1:C:1112:LYS:HE2	1.82	0.62
2:F:128:ILE:N	2:F:170:TYR:O	2.32	0.62
1:E:1451:PRO:HB2	1:E:1485:VAL:HG13	1.82	0.62
2:B:106:PHE:HB2	2:B:117:LEU:HB2	1.81	0.62
2:F:383:SER:HB3	2:F:386:LYS:HG2	1.81	0.62
1:A:1201:ASP:OD2	1:A:1219:ARG:NE	2.31	0.62
2:B:792:PRO:HG3	2:D:707:TYR:HB3	1.81	0.62
1:E:1108:LEU:HB3	1:E:1112:LYS:HE3	1.80	0.62
1:A:37:ARG:NH1	1:A:41:GLY:O	2.33	0.61
1:C:1083:TYR:O	1:C:1101:GLN:NE2	2.33	0.61
2:D:287:ASP:OD1	2:D:288:ALA:N	2.32	0.61
1:A:1284:PRO:HD3	1:A:1440:LEU:HD22	1.83	0.61
2:B:396:TYR:HB2	2:B:514:SER:HB3	1.82	0.61
1:C:1284:PRO:HG3	1:C:1440:LEU:HD13	1.80	0.61
2:B:280:ASN:OD1	2:B:284:THR:N	2.32	0.61
2:B:189:LEU:HB3	2:B:208:THR:HG23	1.82	0.61
2:B:656:VAL:HG22	2:B:658:ASN:H	1.64	0.61
2:D:326:ILE:HD13	2:D:534:VAL:HG22	1.81	0.61
2:B:726:ILE:HG13	2:B:1061:VAL:HG22	1.82	0.61

Continued on next page...

Continued from previous page...

Atom-1	Atom-2	Interatomic distance (Å)	Clash overlap (Å)
2:B:1053:PRO:O	2:B:1054:GLN:NE2	2.33	0.61
2:F:620:VAL:HG11	2:F:651:ILE:HD11	1.82	0.61
2:B:212:LEU:HD21	2:B:214:ARG:HE	1.66	0.61
2:B:774:GLN:HA	2:B:777:ASN:HD22	1.66	0.61
2:B:1029:MET:HA	2:B:1033:VAL:HG13	1.82	0.61
1:C:1557:MET:HG3	1:C:1558:LEU:HD23	1.82	0.61
2:D:644:GLN:NE2	2:D:648:GLY:O	2.33	0.61
2:D:1031:GLU:OE1	2:F:1039:ARG:NH1	2.32	0.61
2:D:105:ILE:HG13	2:D:241:LEU:HD11	1.83	0.61
2:F:40:ASP:OD1	2:F:40:ASP:N	2.33	0.61
2:F:64:TRP:HE1	2:F:264:ALA:HB1	1.66	0.61
1:A:1267:LEU:HD13	1:A:1275:TRP:HE1	1.66	0.61
1:C:1116:LEU:HD22	1:C:1190:MET:HE1	1.82	0.61
1:E:1478:TRP:HE1	1:E:1493:HIS:HB2	1.65	0.61
2:B:717:ASN:OD1	2:B:717:ASN:N	2.32	0.61
2:B:979:ASP:O	2:B:983:ARG:NH1	2.33	0.61
1:C:1381:TYR:HD1	1:C:1558:LEU:HD22	1.65	0.61
2:D:710:ASN:ND2	4:D:1310:NAG:O7	2.34	0.61
2:F:710:ASN:OD1	2:F:710:ASN:N	2.32	0.61
2:F:804:GLN:OE1	2:F:804:GLN:N	2.23	0.61
1:A:1080:ALA:O	1:A:1101:GLN:NE2	2.28	0.60
1:E:1284:PRO:HG3	1:E:1440:LEU:HD13	1.82	0.60
2:B:95:THR:HB	2:B:186:PHE:HB2	1.83	0.60
2:D:578:ASP:OD2	2:D:581:THR:N	2.29	0.60
1:E:1188:ASN:O	1:E:1192:ARG:NH1	2.33	0.60
2:D:121:ASN:OD1	2:D:122:ASN:N	2.33	0.60
2:D:1091:ARG:NH1	2:D:1117:THR:O	2.27	0.60
2:F:906:PHE:HB3	2:F:911:VAL:HG22	1.82	0.60
2:D:420:ASP:O	2:D:461:LEU:N	2.31	0.60
2:D:1030:SER:HA	2:D:1034:LEU:HD23	1.82	0.60
1:E:1267:LEU:HA	1:E:1278:LEU:HD11	1.82	0.60
2:D:55:PHE:O	2:D:270:LEU:HA	2.02	0.60
1:A:1168:TRP:HE1	1:A:1502:SER:HB2	1.66	0.60
1:A:1284:PRO:HG3	1:A:1440:LEU:HD13	1.84	0.60
2:B:27:ALA:HB3	2:B:64:TRP:HB3	1.83	0.60
2:B:704:SER:HB3	2:F:790:LYS:HB2	1.84	0.60
1:E:1237:TYR:OH	1:E:1485:VAL:O	2.18	0.60
1:E:1493:HIS:ND1	1:E:1499:ASP:OD2	2.27	0.60
2:F:421:TYR:HB3	2:F:454:ARG:HG2	1.84	0.60
1:E:1535:HIS:NE2	1:E:1538:PRO:O	2.34	0.60
2:F:1091:ARG:NH1	2:F:1118:ASP:O	2.35	0.60

Continued on next page...

Continued from previous page...

Atom-1	Atom-2	Interatomic distance (Å)	Clash overlap (Å)
1:A:1557:MET:HG3	1:A:1569:ALA:HB1	1.82	0.60
1:E:1191:ALA:O	1:E:1196:TYR:N	2.35	0.60
2:B:300:LYS:NZ	2:B:306:PHE:O	2.34	0.60
2:D:1091:ARG:NH1	2:D:1120:THR:O	2.35	0.60
2:D:738:CYS:SG	2:D:739:THR:N	2.75	0.59
2:D:917:TYR:CZ	2:F:1079:PRO:HB3	2.36	0.59
1:A:1402:GLU:HB2	1:A:1518:ARG:HG3	1.85	0.59
2:D:328:ARG:HB2	2:D:543:PHE:HA	1.84	0.59
2:D:731:MET:N	2:D:774:GLN:OE1	2.24	0.59
2:F:106:PHE:HB3	2:F:235:ILE:HD13	1.82	0.59
2:F:345:THR:O	2:F:509:ARG:NH2	2.34	0.59
2:B:287:ASP:OD1	2:B:288:ALA:N	2.35	0.59
2:D:936:ASP:O	2:D:940:SER:N	2.34	0.59
2:D:1009:THR:O	2:D:1013:ILE:HG12	2.02	0.59
1:A:1131:LYS:HZ3	1:A:1143:LEU:HG	1.67	0.59
2:B:737:ASP:OD2	2:D:317:ASN:ND2	2.35	0.59
2:D:101:ILE:HA	2:D:242:LEU:HG	1.84	0.59
2:F:908:GLY:O	2:F:1038:LYS:NZ	2.29	0.59
2:B:1091:ARG:NH1	2:B:1117:THR:O	2.35	0.59
1:E:1303:ASP:H	1:E:1306:ARG:HB3	1.67	0.59
2:F:916:LEU:HD12	2:F:923:ILE:HD13	1.83	0.59
1:A:1474:MET:HE1	1:A:1499:ASP:H	1.68	0.59
1:C:1284:PRO:HD3	1:C:1440:LEU:HD22	1.85	0.59
2:D:501:ASN:HB3	2:D:505:TYR:HB3	1.84	0.59
2:F:273:ARG:NH1	2:F:290:ASP:OD2	2.36	0.59
2:D:951:VAL:O	2:D:955:ASN:ND2	2.32	0.59
1:A:1047:SER:O	1:A:1051:ASN:ND2	2.34	0.59
1:A:1172:VAL:HG13	1:A:1176:LEU:HD12	1.85	0.59
1:C:1019:SER:N	1:C:1023:GLU:OE1	2.36	0.59
1:E:1238:GLU:HG2	1:E:1604:VAL:HG12	1.85	0.59
2:B:1083:HIS:HB3	2:B:1086:LYS:HE3	1.84	0.58
2:D:804:GLN:OE1	2:D:935:GLN:NE2	2.26	0.58
1:E:1343:VAL:HG12	1:E:1345:HIS:H	1.68	0.58
2:F:101:ILE:HD12	2:F:242:LEU:HB2	1.85	0.58
1:E:1198:ASP:OD1	1:E:1204:ARG:NH2	2.36	0.58
1:C:20:VAL:HG11	1:C:26:ILE:HD11	1.84	0.58
1:C:1117:ASN:O	1:C:1121:ASN:ND2	2.31	0.58
2:D:428:ASP:OD1	2:D:428:ASP:N	2.35	0.58
3:K:2:NAG:H3	3:K:2:NAG:H83	1.85	0.58
2:B:365:TYR:CD1	2:B:388:ASN:HA	2.39	0.58
2:D:66:HIS:O	2:D:80:ASP:N	2.36	0.58

Continued on next page...

Continued from previous page...

Atom-1	Atom-2	Interatomic distance (Å)	Clash overlap (Å)
2:D:1029:MET:HA	2:D:1033:VAL:HG13	1.85	0.58
2:F:455:LEU:N	2:F:491:PRO:O	2.36	0.58
2:F:619:GLU:OE1	2:F:619:GLU:N	2.30	0.58
2:D:825:LYS:NZ	2:D:938:LEU:O	2.36	0.58
1:A:1162:LEU:HD11	1:A:1491:VAL:HG23	1.85	0.58
2:B:501:ASN:O	2:B:506:GLN:NE2	2.36	0.58
1:C:1362:THR:HG23	1:C:1368:ASP:HB3	1.86	0.58
1:C:1187:LYS:HB3	1:C:1199:TYR:CG	2.39	0.58
1:E:1162:LEU:HD13	1:E:1490:PRO:HB2	1.84	0.58
1:A:1252:TYR:HB3	1:A:1255:TYR:HB2	1.86	0.58
1:A:1308:PHE:HB3	1:A:1328:TRP:HZ3	1.69	0.58
2:D:812:PRO:O	2:D:814:LYS:NZ	2.37	0.58
1:E:1029:LEU:HD11	1:E:1097:LEU:HG	1.85	0.58
2:F:655:HIS:ND1	4:F:1307:NAG:O6	2.34	0.58
2:F:666:ILE:HD12	2:F:670:ILE:HG22	1.86	0.58
1:A:1184:VAL:HG13	1:A:1464:PHE:HD1	1.69	0.58
2:F:476:GLY:H	2:F:487:ASN:HB3	1.68	0.58
1:A:1023:GLU:HG3	1:E:18:HIS:CE1	2.39	0.58
1:A:1267:LEU:HA	1:A:1278:LEU:HD11	1.86	0.58
2:F:439:ASN:O	2:F:443:SER:OG	2.22	0.58
2:F:666:ILE:HD11	2:F:672:ALA:HB2	1.85	0.58
1:A:1144:LEU:HD12	1:A:1148:LEU:HB2	1.86	0.57
2:B:645:THR:HG23	2:B:647:ALA:H	1.69	0.57
1:E:1099:ALA:O	1:E:1102:GLN:NE2	2.35	0.57
1:E:1524:GLN:OE1	1:E:1580:ASN:N	2.37	0.57
1:A:1303:ASP:HA	1:A:1364:VAL:HB	1.86	0.57
2:D:121:ASN:HA	2:D:126:VAL:HG12	1.86	0.57
2:D:376:THR:HB	2:D:435:ALA:HB3	1.86	0.57
1:E:1354:GLY:HA3	2:F:502:GLY:HA3	1.86	0.57
1:A:1103:ASN:OD1	1:A:1194:ASN:ND2	2.36	0.57
1:A:1460:ARG:NH1	1:A:1510:TYR:O	2.33	0.57
2:D:408:ARG:NH1	2:D:414:GLN:OE1	2.36	0.57
2:D:1125:ASN:OD1	2:D:1126:CYS:N	2.37	0.57
2:F:104:TRP:HB3	2:F:106:PHE:HE1	1.68	0.57
2:B:1030:SER:HA	2:B:1034:LEU:HD12	1.87	0.57
1:C:1503:LEU:HB3	1:C:1506:VAL:HG23	1.87	0.57
1:E:1474:MET:SD	1:E:1478:TRP:NE1	2.77	0.57
2:F:101:ILE:HB	2:F:242:LEU:HD12	1.85	0.57
2:D:1072:GLU:OE1	2:D:1072:GLU:N	2.36	0.57
1:A:1187:LYS:HB3	1:A:1199:TYR:CG	2.39	0.57
2:B:1079:PRO:HB3	2:F:917:TYR:CZ	2.39	0.57

Continued on next page...

Continued from previous page...

Atom-1	Atom-2	Interatomic distance (Å)	Clash overlap (Å)
1:C:1169:ARG:HH22	1:C:1271:TRP:HA	1.70	0.57
2:D:618:THR:OG1	2:D:619:GLU:OE1	2.21	0.57
2:B:433:VAL:HG22	2:B:512:VAL:HG22	1.86	0.57
2:B:1111:GLU:O	2:B:1113:GLN:NE2	2.38	0.57
1:C:1528:ALA:HB2	1:C:1574:VAL:HG22	1.87	0.57
2:D:97:LYS:HE3	2:D:186:PHE:HA	1.86	0.57
2:F:287:ASP:OD1	2:F:288:ALA:N	2.36	0.57
2:F:742:ILE:HG23	2:F:997:ILE:HD12	1.85	0.57
2:F:805:ILE:O	2:F:816:SER:OG	2.23	0.57
2:B:359:SER:HA	2:B:524:VAL:HG13	1.87	0.57
2:D:312:ILE:HB	2:D:664:ILE:HD11	1.86	0.57
1:E:1065:ALA:HA	1:E:1068:LYS:HE3	1.87	0.57
2:D:87:ASN:OD1	2:D:87:ASN:N	2.37	0.57
2:D:496:GLY:O	2:D:501:ASN:ND2	2.38	0.57
2:F:658:ASN:OD1	2:F:659:SER:N	2.38	0.57
2:F:661:GLU:O	2:F:695:TYR:OH	2.22	0.57
2:B:323:THR:OG1	2:B:324:GLU:OE1	2.20	0.56
2:B:661:GLU:O	2:B:695:TYR:OH	2.14	0.56
1:E:1287:GLN:NE2	1:E:1433:GLU:OE1	2.35	0.56
1:E:1331:SER:HB3	1:E:1358:ILE:H	1.69	0.56
2:F:95:THR:HB	2:F:186:PHE:HB2	1.87	0.56
2:F:1125:ASN:OD1	2:F:1126:CYS:N	2.38	0.56
1:A:1443:ALA:O	1:A:1448:GLY:N	2.35	0.56
1:E:1288:LYS:O	1:E:1437:ASN:ND2	2.38	0.56
2:B:971:GLY:O	2:B:995:ARG:NH1	2.37	0.56
2:D:64:TRP:HE1	2:D:264:ALA:HB1	1.71	0.56
2:D:350:VAL:HG21	2:D:418:ILE:HG23	1.88	0.56
1:E:1416:LYS:HD2	1:E:1543:ASP:HB3	1.86	0.56
2:F:1009:THR:O	2:F:1013:ILE:HG12	2.05	0.56
1:C:1166:GLU:OE1	1:C:1493:HIS:NE2	2.38	0.56
2:D:103:GLY:HA3	2:D:241:LEU:HB2	1.88	0.56
2:D:387:LEU:HA	2:D:390:LEU:HD12	1.87	0.56
2:F:800:PHE:HD2	2:F:927:PHE:HD2	1.52	0.56
2:D:421:TYR:HB3	2:D:454:ARG:HG2	1.88	0.56
1:E:1478:TRP:HA	1:E:1481:LYS:HB2	1.87	0.56
1:C:38:VAL:HG11	1:C:43:ARG:HE	1.70	0.56
1:E:1529:LEU:HB3	1:E:1544:ILE:HG21	1.87	0.56
2:F:126:VAL:HG22	2:F:172:SER:H	1.71	0.56
2:F:391:CYS:HA	2:F:525:CYS:HA	1.86	0.56
3:I:2:NAG:H3	3:I:2:NAG:H83	1.88	0.56
1:E:1360:MET:SD	1:E:1362:THR:OG1	2.64	0.56

Continued on next page...

Continued from previous page...

Atom-1	Atom-2	Interatomic distance (Å)	Clash overlap (Å)
2:B:951:VAL:O	2:B:955:ASN:ND2	2.39	0.56
2:D:598:ILE:HG23	2:D:664:ILE:HD13	1.86	0.56
2:B:716:THR:OG1	2:B:1071:GLN:OE1	2.22	0.56
1:C:1268:GLY:O	1:C:1277:ASN:ND2	2.32	0.56
1:E:1090:ASN:HB3	1:E:1093:VAL:HB	1.86	0.56
1:E:1515:TYR:HD2	1:E:1518:ARG:HH21	1.52	0.56
2:D:666:ILE:HD11	2:D:672:ALA:HB2	1.87	0.56
2:D:802:PHE:HB3	2:D:805:ILE:HG22	1.87	0.56
1:E:1241:HIS:NE2	1:E:1486:GLY:O	2.35	0.56
1:E:1462:MET:HB2	1:E:1467:GLU:HB2	1.86	0.56
2:B:344:ALA:O	2:B:509:ARG:NH1	2.34	0.55
2:D:312:ILE:HD13	2:D:598:ILE:HG12	1.88	0.55
1:A:1524:GLN:HB3	1:A:1574:VAL:HG21	1.88	0.55
2:B:800:PHE:HD2	2:B:927:PHE:HD2	1.54	0.55
2:D:437:ASN:ND2	2:D:506:GLN:OE1	2.39	0.55
1:A:1165:TRP:HZ3	1:A:1491:VAL:HB	1.70	0.55
2:B:87:ASN:N	2:B:87:ASN:OD1	2.38	0.55
2:B:431:GLY:HA2	2:B:515:PHE:HD2	1.70	0.55
1:C:1443:ALA:O	1:C:1448:GLY:N	2.31	0.55
1:C:1459:TRP:HZ2	1:C:1473:TRP:HB3	1.70	0.55
2:D:366:SER:O	2:D:370:ASN:ND2	2.37	0.55
2:D:421:TYR:CD1	2:D:457:ARG:HB3	2.41	0.55
1:E:1055:THR:OG1	1:E:1058:ASN:OD1	2.22	0.55
1:E:1529:LEU:HD13	1:E:1544:ILE:HD13	1.87	0.55
2:F:408:ARG:NH1	2:F:414:GLN:OE1	2.40	0.55
2:F:877:LEU:O	2:F:881:THR:OG1	2.24	0.55
1:A:1026:LYS:HG2	1:A:1093:VAL:HG21	1.89	0.55
2:B:187:LYS:NZ	2:B:211:ASN:OD1	2.40	0.55
2:B:904:TYR:CZ	2:D:1107:ARG:HD2	2.42	0.55
2:D:81:ASN:N	2:D:81:ASN:OD1	2.39	0.55
2:D:914:ASN:OD1	2:D:915:VAL:N	2.40	0.55
2:B:534:VAL:HG21	2:B:539:VAL:HG11	1.88	0.55
2:B:563:GLN:NE2	2:F:42:VAL:O	2.39	0.55
2:F:420:ASP:O	2:F:461:LEU:N	2.35	0.55
1:E:1203:TRP:CD2	1:E:1511:SER:HB3	2.42	0.55
2:F:726:ILE:HG13	2:F:1061:VAL:HG22	1.89	0.55
1:A:1119:ILE:HG23	1:A:1179:LEU:HB3	1.89	0.55
2:F:577:ARG:HD3	2:F:582:LEU:HD12	1.89	0.55
1:A:1245:ARG:NH2	1:A:1603:PHE:O	2.40	0.55
1:A:1166:GLU:OE1	1:A:1493:HIS:NE2	2.36	0.55
1:E:1184:VAL:HG13	1:E:1464:PHE:HD1	1.72	0.55

Continued on next page...

Continued from previous page...

Atom-1	Atom-2	Interatomic distance (Å)	Clash overlap (Å)
1:A:1246:ALA:HA	1:A:1249:MET:HE2	1.89	0.55
1:C:1483:GLU:O	1:C:1606:TRP:NE1	2.40	0.55
2:D:338:PHE:O	2:D:342:PHE:N	2.38	0.55
2:D:762:GLN:OE1	2:D:765:ARG:NH2	2.40	0.55
2:F:770:ILE:O	2:F:774:GLN:HG2	2.07	0.55
2:F:970:PHE:O	2:F:995:ARG:NH1	2.31	0.55
1:C:1091:LEU:H	1:C:1091:LEU:HD23	1.72	0.54
1:A:1217:TYR:OH	1:A:1225:ASP:OD2	2.25	0.54
2:B:922:LEU:HD22	2:B:922:LEU:H	1.72	0.54
1:C:1267:LEU:HD11	1:C:1487:VAL:HG11	1.88	0.54
1:E:1190:MET:O	1:E:1194:ASN:N	2.38	0.54
1:E:1269:ASP:OD1	1:E:1269:ASP:N	2.40	0.54
1:E:1303:ASP:OD1	1:E:1305:GLN:NE2	2.40	0.54
2:F:231:ILE:HG13	2:F:233:ILE:H	1.72	0.54
2:F:866:THR:O	2:F:869:MET:HG2	2.07	0.54
2:F:1048:HIS:NE2	2:F:1050:MET:O	2.37	0.54
1:A:1493:HIS:ND1	1:A:1499:ASP:OD2	2.41	0.54
1:C:26:ILE:O	1:C:35:TYR:N	2.36	0.54
1:C:1115:ARG:HG3	1:C:1186:LEU:HD11	1.90	0.54
2:F:368:LEU:HD12	2:F:368:LEU:H	1.73	0.54
2:F:448:ASN:N	2:F:497:PHE:H	1.97	0.54
1:A:1535:HIS:CD2	1:A:1542:CYS:HB2	2.43	0.54
2:B:374:PHE:CG	2:B:434:ILE:HD11	2.43	0.54
2:B:581:THR:OG1	2:B:583:GLU:OE2	2.24	0.54
1:C:36:VAL:HG13	1:C:43:ARG:HB2	1.89	0.54
2:D:89:GLY:HA3	2:D:270:LEU:HD12	1.88	0.54
2:B:567:ARG:NH1	2:B:571:ASP:OD1	2.41	0.54
1:C:1460:ARG:HA	1:C:1463:VAL:HG12	1.90	0.54
1:E:1096:GLN:HB3	1:E:1391:LEU:HD22	1.88	0.54
1:E:1438:PHE:HE2	1:E:1540:HIS:HB2	1.72	0.54
1:A:1529:LEU:HD22	1:A:1550:ALA:HB1	1.90	0.54
1:A:1564:GLU:HB2	1:A:1568:LEU:HD23	1.88	0.54
2:B:349:SER:HB2	2:B:352:ALA:HB3	1.89	0.54
2:F:331:ASN:HB3	2:F:333:THR:HG23	1.90	0.54
1:A:1325:GLN:HA	1:A:1328:TRP:HD1	1.72	0.54
1:A:1450:LEU:HD21	1:A:1519:THR:HG21	1.89	0.54
2:D:363:ALA:H	2:D:527:PRO:HD3	1.70	0.54
2:F:1135:ASN:OD1	2:F:1136:THR:N	2.41	0.54
1:E:1411:SER:O	1:E:1414:THR:OG1	2.21	0.54
2:F:729:VAL:HG11	2:F:781:VAL:HG11	1.89	0.54
2:B:411:ALA:HB3	2:B:414:GLN:HG3	1.89	0.54

Continued on next page...

Continued from previous page...

Atom-1	Atom-2	Interatomic distance (Å)	Clash overlap (Å)
1:E:1246:ALA:HA	1:E:1249:MET:HE3	1.90	0.54
2:F:618:THR:OG1	2:F:619:GLU:OE1	2.24	0.54
2:B:365:TYR:HD1	2:B:388:ASN:HA	1.72	0.53
2:D:92:PHE:HB3	2:D:192:PHE:HB2	1.90	0.53
2:D:351:TYR:HE1	2:D:452:LEU:HB2	1.72	0.53
2:D:371:SER:OG	4:D:1307:NAG:O6	2.24	0.53
2:D:427:ASP:OD1	2:D:427:ASP:N	2.40	0.53
2:D:1134:ASN:O	2:D:1135:ASN:ND2	2.41	0.53
1:E:1539:LEU:HB3	1:E:1587:TYR:HA	1.90	0.53
2:D:532:ASN:OD1	2:D:533:LEU:N	2.34	0.53
1:E:1031:LYS:HB2	2:F:456:PHE:HZ	1.73	0.53
1:E:1109:SER:H	1:E:1112:LYS:HE3	1.74	0.53
1:A:1045:LEU:HD13	1:A:1357:ARG:HH22	1.73	0.53
2:B:359:SER:OG	2:B:394:ASN:OD1	2.25	0.53
1:C:1560:LEU:HD22	1:C:1564:GLU:HG3	1.91	0.53
2:D:327:VAL:H	2:D:531:THR:HG22	1.72	0.53
1:E:1394:ASN:HB3	1:E:1562:LYS:HD2	1.90	0.53
1:C:5:ARG:NH1	1:C:19:GLU:OE1	2.41	0.53
2:D:357:ARG:HD3	2:D:394:ASN:HB3	1.91	0.53
1:C:1355:ASP:OD2	1:C:1357:ARG:NH2	2.42	0.53
1:E:1524:GLN:HB3	1:E:1574:VAL:HG11	1.91	0.53
2:F:805:ILE:HG23	2:F:878:LEU:HD13	1.89	0.53
2:D:403:ARG:HE	2:D:505:TYR:HA	1.72	0.53
1:A:37:ARG:HH12	1:A:41:GLY:H	1.57	0.53
1:C:1455:MET:HE3	1:C:1481:LYS:HG2	1.90	0.53
1:C:1556:ASN:HA	1:C:1559:ARG:HG2	1.91	0.53
2:D:350:VAL:HG11	2:D:418:ILE:HD12	1.91	0.53
2:D:502:GLY:O	2:D:506:GLN:N	2.42	0.53
1:E:1204:ARG:HH22	1:E:1465:LYS:HZ2	1.56	0.53
1:E:1259:ILE:HG12	1:E:1607:SER:HB3	1.90	0.53
1:E:1349:TRP:N	1:E:1357:ARG:O	2.42	0.53
1:A:1459:TRP:HZ2	1:A:1473:TRP:HB3	1.72	0.53
2:B:658:ASN:OD1	2:B:659:SER:N	2.34	0.53
1:C:34:LEU:HD23	1:C:47:LEU:HD21	1.91	0.53
1:C:1578:ASN:OD1	1:C:1579:MET:N	2.41	0.53
2:F:365:TYR:N	2:F:388:ASN:OD1	2.41	0.53
1:A:1248:LEU:HD12	1:A:1262:LEU:HD22	1.91	0.53
1:C:1504:PHE:O	1:C:1508:ASN:ND2	2.31	0.53
2:D:141:LEU:HB3	2:D:243:ALA:HA	1.90	0.53
2:D:641:ASN:OD1	2:D:641:ASN:N	2.41	0.53
2:D:763:LEU:HD22	2:D:1008:VAL:HG21	1.90	0.53

Continued on next page...

Continued from previous page...

Atom-1	Atom-2	Interatomic distance (Å)	Clash overlap (Å)
1:E:1123:MET:HG3	1:E:1176:LEU:HD22	1.90	0.53
2:B:315:THR:OG1	2:B:595:VAL:O	2.23	0.53
2:B:787:GLN:HB2	2:B:789:TYR:CE1	2.44	0.53
1:C:1239:HIS:O	1:C:1599:ASN:ND2	2.42	0.53
2:D:1103:PHE:HB3	2:D:1113:GLN:H	1.74	0.53
2:F:354:ASN:O	2:F:356:LYS:NZ	2.33	0.53
1:A:1411:SER:O	1:A:1414:THR:OG1	2.23	0.52
2:B:521:PRO:HB2	2:F:230:PRO:HB2	1.90	0.52
2:D:323:THR:OG1	2:D:324:GLU:OE1	2.26	0.52
1:E:1155:SER:O	1:E:1161:ARG:NH1	2.33	0.52
1:E:1362:THR:HG23	1:E:1368:ASP:HB3	1.91	0.52
1:E:1391:LEU:HD12	1:E:1391:LEU:H	1.74	0.52
2:F:353:TRP:HE1	2:F:466:ARG:HA	1.74	0.52
2:F:1027:THR:OG1	2:F:1031:GLU:OE1	2.26	0.52
2:B:104:TRP:HB3	2:B:106:PHE:CE1	2.45	0.52
2:B:1072:GLU:N	2:B:1072:GLU:OE1	2.42	0.52
1:E:1134:ASN:HD21	1:E:1140:GLU:HB3	1.75	0.52
1:E:1553:LYS:NZ	1:E:1572:ASN:O	2.32	0.52
1:C:1181:GLU:HG2	1:C:1473:TRP:HZ3	1.73	0.52
2:F:344:ALA:O	2:F:509:ARG:NH1	2.43	0.52
1:A:1133:CYS:HA	1:A:1141:CYS:HA	1.91	0.52
1:A:1482:ARG:NH2	1:A:1613:TYR:OH	2.42	0.52
2:B:393:THR:HA	2:B:522:ALA:HA	1.91	0.52
2:F:581:THR:OG1	2:F:583:GLU:OE2	2.24	0.52
2:B:880:GLY:O	2:B:884:SER:OG	2.27	0.52
1:C:1084:PRO:HG2	1:C:1087:GLU:HG2	1.92	0.52
2:D:901:GLN:O	2:D:905:ARG:HG2	2.10	0.52
1:E:1477:TRP:CD2	1:E:1500:PRO:HG3	2.45	0.52
2:B:442:ASP:OD2	2:B:509:ARG:NE	2.38	0.52
1:E:1174:LYS:NZ	1:E:1496:THR:OG1	2.43	0.52
1:E:1177:ARG:NH1	1:E:1495:GLU:O	2.43	0.52
1:E:1511:SER:O	1:E:1514:ARG:NE	2.42	0.52
1:C:1177:ARG:NE	1:C:1181:GLU:OE2	2.43	0.52
1:E:1447:VAL:HG22	1:E:1584:LEU:HD11	1.92	0.52
1:C:1085:LEU:HB3	1:C:1094:LYS:HG3	1.91	0.52
1:C:1539:LEU:HB3	1:C:1587:TYR:HA	1.92	0.52
2:D:605:SER:OG	2:D:606:ASN:N	2.43	0.52
2:D:748:GLU:H	2:D:748:GLU:CD	2.18	0.52
2:F:48:LEU:HB3	2:F:276:LEU:HD11	1.91	0.52
2:F:644:GLN:NE2	2:F:648:GLY:O	2.43	0.52
2:F:741:TYR:OH	2:F:962:LEU:O	2.24	0.52

Continued on next page...

Continued from previous page...

Atom-1	Atom-2	Interatomic distance (Å)	Clash overlap (Å)
2:F:1097:SER:HB2	2:F:1102:TRP:CE2	2.44	0.52
1:C:1360:MET:SD	1:C:1362:THR:OG1	2.63	0.52
1:C:1370:LEU:HB3	1:C:1409:SER:HB3	1.92	0.52
2:D:280:ASN:OD1	2:D:284:THR:N	2.42	0.52
1:E:1201:ASP:OD2	1:E:1219:ARG:NE	2.31	0.52
1:E:1583:PRO:O	1:E:1587:TYR:N	2.37	0.52
2:F:666:ILE:HG13	2:F:671:CYS:HA	1.92	0.52
2:F:905:ARG:HH11	2:F:1036:GLN:HB2	1.75	0.52
2:B:759:PHE:O	2:B:763:LEU:HG	2.10	0.51
2:B:866:THR:O	2:B:869:MET:HG2	2.10	0.51
1:C:1263:PRO:HG2	1:C:1266:LEU:HD12	1.93	0.51
1:C:1476:LYS:HG3	1:C:1480:MET:HE3	1.91	0.51
1:E:1233:ILE:HD13	1:E:1450:LEU:HD13	1.92	0.51
1:E:1443:ALA:O	1:E:1448:GLY:N	2.42	0.51
1:A:1265:HIS:ND1	1:A:1490:PRO:HG3	2.25	0.51
2:D:904:TYR:CZ	2:F:1107:ARG:HD3	2.46	0.51
2:F:104:TRP:HB2	2:F:119:ILE:HB	1.93	0.51
1:A:1022:GLU:HB3	1:E:18:HIS:CE1	2.45	0.51
1:A:1226:VAL:HG12	1:A:1454:TYR:HD1	1.75	0.51
1:C:1076:GLN:HB3	1:C:1100:LEU:HD21	1.91	0.51
2:D:560:LEU:O	2:D:577:ARG:NH2	2.43	0.51
1:E:1388:GLN:NE2	1:E:1559:ARG:O	2.42	0.51
1:E:1492:PRO:HD3	1:E:1613:TYR:CG	2.45	0.51
2:B:392:PHE:HA	2:B:517:LEU:HD13	1.91	0.51
2:D:406:GLU:HB3	2:D:418:ILE:HG13	1.93	0.51
2:D:1077:THR:OG1	2:D:1078:ALA:N	2.43	0.51
2:D:1080:ALA:HB3	2:D:1132:ILE:HB	1.91	0.51
2:F:298:GLU:HG2	2:F:315:THR:HB	1.92	0.51
1:A:1382:ASP:HA	1:A:1385:TYR:CZ	2.45	0.51
1:A:1477:TRP:CD2	1:A:1500:PRO:HG3	2.45	0.51
1:C:1346:PRO:HB3	1:C:1360:MET:HE2	1.92	0.51
1:C:1390:PHE:HA	1:C:1393:ARG:HD2	1.92	0.51
2:D:449:TYR:O	2:D:494:SER:OG	2.28	0.51
2:D:914:ASN:HD22	2:F:1121:PHE:HE1	1.58	0.51
2:F:53:ASP:OD1	2:F:54:LEU:N	2.38	0.51
2:F:1091:ARG:HG2	2:F:1119:ASN:C	2.35	0.51
2:B:605:SER:OG	2:B:606:ASN:N	2.44	0.51
1:A:1526:GLN:NE2	1:A:1530:CYS:SG	2.84	0.51
2:B:34:ARG:HG3	2:B:216:LEU:HD21	1.91	0.51
2:B:165:ASN:OD1	2:B:165:ASN:N	2.42	0.51
2:B:886:TRP:HH2	2:B:904:TYR:HB3	1.75	0.51

Continued on next page...

Continued from previous page...

Atom-1	Atom-2	Interatomic distance (Å)	Clash overlap (Å)
2:D:215:ASP:OD1	2:D:216:LEU:N	2.38	0.51
1:E:1247:LYS:HB2	1:E:1282:THR:HG22	1.92	0.51
1:E:1269:ASP:OD2	1:E:1274:PHE:N	2.28	0.51
2:F:439:ASN:HB2	2:F:506:GLN:HB3	1.91	0.51
2:B:392:PHE:HD1	2:B:517:LEU:HB2	1.75	0.51
1:C:1054:ILE:HB	1:C:1341:LYS:HB2	1.91	0.51
1:C:1152:MET:SD	1:C:1270:MET:N	2.83	0.51
1:C:1169:ARG:HE	1:C:1499:ASP:HB3	1.76	0.51
2:D:100:ILE:HG22	2:D:242:LEU:HB3	1.93	0.51
1:E:1239:HIS:O	1:E:1599:ASN:ND2	2.43	0.51
2:F:403:ARG:N	2:F:495:TYR:OH	2.44	0.51
2:F:418:ILE:HA	2:F:422:ASN:HB2	1.93	0.51
2:F:762:GLN:N	2:F:762:GLN:OE1	2.43	0.51
2:B:58:PHE:HB3	2:B:59:PHE:CD2	2.46	0.51
2:B:722:VAL:HG12	2:B:1065:VAL:HG22	1.92	0.51
2:B:786:LYS:HG2	2:B:787:GLN:HG2	1.93	0.51
2:F:431:GLY:CA	2:F:513:LEU:O	2.49	0.51
2:F:946:GLY:O	2:F:950:ASP:HB3	2.11	0.51
1:A:1054:ILE:HB	1:A:1341:LYS:HB2	1.93	0.51
1:A:1378:HIS:HE1	1:A:1402:GLU:HA	1.76	0.51
2:B:439:ASN:HD21	2:B:499:PRO:HA	1.76	0.51
2:D:902:MET:HE1	2:D:1049:LEU:HD13	1.93	0.51
2:F:1093:GLY:CA	2:F:1105:THR:O	2.55	0.51
2:B:103:GLY:HA3	2:B:241:LEU:HB2	1.93	0.50
2:B:108:THR:O	2:B:237:ARG:NH2	2.39	0.50
2:B:353:TRP:O	2:B:466:ARG:NH2	2.28	0.50
2:B:1009:THR:O	2:B:1013:ILE:HG12	2.10	0.50
2:F:1030:SER:HA	2:F:1034:LEU:HD12	1.93	0.50
1:A:1269:ASP:OD2	1:A:1273:ARG:N	2.45	0.50
2:B:438:SER:HB2	2:B:441:LEU:HB2	1.93	0.50
2:D:1098:ASN:O	2:D:1098:ASN:ND2	2.43	0.50
1:E:1293:VAL:HG21	1:E:1418:LEU:HD22	1.93	0.50
1:E:1315:PHE:CD2	1:E:1380:GLN:HG3	2.47	0.50
2:B:736:VAL:HA	2:B:858:LEU:HA	1.94	0.50
1:C:37:ARG:HH12	1:C:41:GLY:H	1.59	0.50
1:C:1271:TRP:NE1	1:C:1502:SER:O	2.45	0.50
2:D:877:LEU:O	2:D:881:THR:OG1	2.29	0.50
2:F:46:SER:HA	2:F:279:TYR:O	2.11	0.50
2:F:136:CYS:N	2:F:139:PRO:HG3	2.26	0.50
2:F:426:PRO:HD3	2:F:463:PRO:HB3	1.94	0.50
2:F:437:ASN:HB2	2:F:508:TYR:CZ	2.46	0.50

Continued on next page...

Continued from previous page...

Atom-1	Atom-2	Interatomic distance (Å)	Clash overlap (Å)
2:F:442:ASP:O	2:F:448:ASN:ND2	2.43	0.50
2:F:498:GLN:OE1	2:F:498:GLN:N	2.45	0.50
2:F:1093:GLY:O	2:F:1107:ARG:NH1	2.45	0.50
2:D:454:ARG:HD3	2:D:457:ARG:HB2	1.93	0.50
2:F:759:PHE:HD2	2:F:1001:LEU:HD11	1.76	0.50
2:F:1100:THR:OG1	2:F:1101:HIS:ND1	2.42	0.50
1:A:1268:GLY:O	1:A:1277:ASN:ND2	2.44	0.50
1:A:1492:PRO:HD3	1:A:1613:TYR:CG	2.47	0.50
2:B:309:GLU:O	2:B:313:TYR:OH	2.27	0.50
1:C:1529:LEU:HB3	1:C:1544:ILE:HG21	1.92	0.50
1:E:1456:LEU:HD11	1:E:1506:VAL:HG21	1.94	0.50
2:B:193:VAL:HG23	2:B:223:LEU:HD22	1.94	0.50
2:B:502:GLY:O	2:B:506:GLN:HG2	2.12	0.50
2:D:383:SER:HB3	2:D:386:LYS:HE3	1.94	0.50
1:A:1022:GLU:HG2	1:A:1026:LYS:HE3	1.93	0.50
2:B:1129:VAL:HG13	2:F:917:TYR:HB3	1.93	0.50
1:C:1293:VAL:HG21	1:C:1418:LEU:HD22	1.94	0.50
1:E:7:TRP:H	1:E:13:MET:HE1	1.77	0.50
2:F:661:GLU:N	2:F:661:GLU:OE1	2.44	0.50
1:C:1161:ARG:NH2	1:C:1265:HIS:O	2.44	0.50
2:D:905:ARG:CZ	2:D:1050:MET:HG2	2.42	0.50
2:F:33:THR:OG1	2:F:219:GLY:O	2.28	0.50
2:F:112:SER:HA	2:F:132:GLU:HB3	1.94	0.50
2:F:1072:GLU:OE1	2:F:1072:GLU:N	2.44	0.50
1:A:18:HIS:HA	1:A:37:ARG:HH21	1.77	0.50
2:B:718:PHE:HB3	2:B:1067:TYR:HE1	1.77	0.50
2:F:438:SER:O	2:F:442:ASP:N	2.33	0.50
2:F:786:LYS:H	2:F:786:LYS:HD3	1.77	0.50
2:B:103:GLY:HA2	2:B:119:ILE:O	2.12	0.49
2:B:661:GLU:OE1	2:B:661:GLU:N	2.42	0.49
2:D:46:SER:HA	2:D:279:TYR:O	2.11	0.49
1:E:1513:ILE:HG13	1:E:1517:THR:HG23	1.93	0.49
2:F:1043:CYS:HB2	2:F:1048:HIS:CG	2.47	0.49
1:C:1208:GLU:OE1	1:C:1219:ARG:NH1	2.44	0.49
1:C:1482:ARG:HB3	1:C:1608:THR:HA	1.94	0.49
2:D:294:ASP:N	2:D:294:ASP:OD1	2.46	0.49
2:D:710:ASN:HD21	4:D:1310:NAG:H81	1.76	0.49
1:E:1483:GLU:O	1:E:1606:TRP:NE1	2.45	0.49
1:C:1133:CYS:HA	1:C:1141:CYS:HA	1.94	0.49
2:D:392:PHE:CD2	2:D:515:PHE:HB3	2.48	0.49
2:D:433:VAL:HG22	2:D:512:VAL:HG22	1.93	0.49

Continued on next page...

Continued from previous page...

Atom-1	Atom-2	Interatomic distance (Å)	Clash overlap (Å)
2:D:661:GLU:O	2:D:695:TYR:OH	2.30	0.49
1:E:1325:GLN:HA	1:E:1328:TRP:HD1	1.77	0.49
1:A:1151:ILE:HG23	1:A:1160:GLU:HG2	1.94	0.49
2:B:805:ILE:HG23	2:B:878:LEU:HD13	1.94	0.49
2:B:1027:THR:OG1	2:B:1031:GLU:OE1	2.29	0.49
2:D:1081:ILE:HG23	2:D:1135:ASN:HB2	1.94	0.49
1:E:1482:ARG:CZ	1:E:1488:VAL:HG23	2.42	0.49
2:F:454:ARG:HA	2:F:492:LEU:HD23	1.93	0.49
1:A:1226:VAL:HG21	1:A:1513:ILE:HD11	1.94	0.49
2:B:41:LYS:HD3	2:D:564:GLN:HG2	1.94	0.49
2:F:1028:LYS:NZ	2:F:1042:PHE:O	2.40	0.49
2:B:1102:TRP:HD1	2:B:1135:ASN:HD22	1.60	0.49
1:C:1029:LEU:HD12	1:C:1093:VAL:HG13	1.95	0.49
1:C:1267:LEU:HD11	1:C:1487:VAL:HG21	1.95	0.49
2:D:563:GLN:O	2:D:577:ARG:NH2	2.24	0.49
1:E:1022:GLU:HG3	1:E:1088:ILE:HG23	1.94	0.49
1:E:1116:LEU:HD21	1:E:1187:LYS:HD3	1.93	0.49
1:E:1471:ASP:HA	1:E:1495:GLU:HG3	1.95	0.49
2:F:712:ILE:HG21	2:F:1096:VAL:HG12	1.93	0.49
1:A:1239:HIS:HB3	1:A:1595:LEU:HB3	1.94	0.49
2:B:194:PHE:HB3	2:B:201:PHE:CZ	2.47	0.49
1:C:1265:HIS:ND1	1:C:1490:PRO:HG3	2.27	0.49
2:D:214:ARG:HA	2:D:214:ARG:NH1	2.27	0.49
2:D:392:PHE:CG	2:D:515:PHE:HB3	2.47	0.49
1:E:1206:ASP:OD1	1:E:1206:ASP:N	2.43	0.49
2:F:323:THR:OG1	2:F:324:GLU:OE1	2.30	0.49
2:F:437:ASN:HD21	2:F:439:ASN:HB2	1.78	0.49
2:F:1019:ARG:HH11	2:F:1023:ASN:HD21	1.59	0.49
2:B:129:LYS:HG2	2:B:169:GLU:HG3	1.95	0.49
2:B:1055:SER:OG	2:B:1056:ALA:N	2.46	0.49
2:D:95:THR:HA	2:D:189:LEU:HA	1.94	0.49
2:D:490:PHE:HD1	2:D:492:LEU:H	1.60	0.49
1:E:1053:ASN:HB2	1:E:1340:GLN:HE21	1.78	0.49
1:E:1152:MET:HE1	1:E:1265:HIS:HA	1.95	0.49
2:F:37:TYR:OH	2:F:54:LEU:O	2.18	0.49
2:F:720:ILE:HG13	2:F:923:ILE:HG23	1.94	0.49
1:A:7:TRP:CG	1:A:13:MET:HB2	2.47	0.49
1:A:48:GLU:HB2	1:E:46:GLN:HB3	1.94	0.49
1:A:1457:GLU:OE2	1:A:1461:TRP:NE1	2.46	0.49
1:A:1488:VAL:HG13	1:A:1612:PRO:HD3	1.94	0.49
1:C:1241:HIS:NE2	1:C:1486:GLY:O	2.44	0.49

Continued on next page...

Continued from previous page...

Atom-1	Atom-2	Interatomic distance (Å)	Clash overlap (Å)
2:D:187:LYS:NZ	2:D:211:ASN:OD1	2.43	0.49
1:E:1097:LEU:O	1:E:1101:GLN:N	2.36	0.49
1:E:1324:THR:HG23	1:E:1327:PHE:HB2	1.94	0.49
1:E:1382:ASP:HA	1:E:1385:TYR:CZ	2.48	0.49
2:F:742:ILE:HG21	2:F:753:LEU:HD22	1.95	0.49
1:A:1209:VAL:HB	1:A:1217:TYR:H	1.77	0.49
2:D:416:GLY:O	2:D:420:ASP:N	2.34	0.49
1:E:1137:ASN:HD21	1:E:1139:GLN:HE21	1.59	0.49
1:E:1524:GLN:HE22	1:E:1579:MET:HA	1.77	0.49
2:B:770:ILE:O	2:B:774:GLN:HG2	2.13	0.48
1:C:1388:GLN:O	1:C:1393:ARG:NE	2.46	0.48
2:D:189:LEU:HB2	2:D:210:ILE:HD13	1.95	0.48
2:F:440:ASN:OD1	2:F:440:ASN:N	2.46	0.48
2:B:226:LEU:HG	2:B:227:VAL:HG23	1.95	0.48
2:B:912:THR:OG1	2:B:1106:GLN:OE1	2.30	0.48
1:C:1482:ARG:NH2	1:C:1613:TYR:OH	2.43	0.48
1:C:1482:ARG:NH2	1:C:1489:GLU:OE2	2.43	0.48
2:D:355:ARG:NH2	2:D:398:ASP:OD2	2.45	0.48
1:A:1241:HIS:NE2	1:A:1486:GLY:O	2.44	0.48
2:B:347:PHE:CE2	2:B:509:ARG:HB3	2.47	0.48
2:D:91:TYR:OH	2:D:191:GLU:OE2	2.31	0.48
1:E:1374:HIS:NE2	1:E:1402:GLU:OE1	2.38	0.48
1:E:1535:HIS:HE2	1:E:1538:PRO:C	2.21	0.48
2:B:742:ILE:HG12	2:B:997:ILE:HG13	1.95	0.48
1:C:1055:THR:OG1	1:C:1058:ASN:OD1	2.32	0.48
2:D:353:TRP:O	2:D:466:ARG:NH2	2.30	0.48
1:E:1038:ASP:HA	1:E:1353:LYS:NZ	2.29	0.48
1:E:1504:PHE:O	1:E:1508:ASN:ND2	2.33	0.48
1:C:1446:ILE:O	1:C:1449:THR:HG22	2.13	0.48
2:D:729:VAL:HG13	2:D:781:VAL:HG21	1.94	0.48
2:D:1102:TRP:CD1	2:D:1135:ASN:HD21	2.31	0.48
1:E:1284:PRO:HD3	1:E:1440:LEU:HD22	1.96	0.48
1:E:1457:GLU:HG2	1:E:1513:ILE:HD13	1.94	0.48
2:B:107:GLY:H	2:B:235:ILE:HG23	1.78	0.48
2:B:414:GLN:OE1	2:B:415:THR:N	2.39	0.48
2:B:641:ASN:OD1	2:B:653:ALA:N	2.46	0.48
2:B:644:GLN:NE2	2:B:645:THR:O	2.45	0.48
1:C:37:ARG:NH1	1:C:41:GLY:H	2.12	0.48
1:E:38:VAL:HG21	1:E:43:ARG:HG3	1.94	0.48
1:E:1386:ALA:HA	1:E:1393:ARG:HG2	1.95	0.48
1:E:1535:HIS:CD2	1:E:1542:CYS:HB2	2.49	0.48

Continued on next page...

Continued from previous page...

Atom-1	Atom-2	Interatomic distance (Å)	Clash overlap (Å)
2:F:1091:ARG:HB2	2:F:1092:GLU:OE1	2.13	0.48
1:A:1327:PHE:HE1	1:A:1358:ILE:HG13	1.79	0.48
1:A:1378:HIS:CE1	1:A:1402:GLU:HA	2.49	0.48
2:B:675:GLN:OE1	2:B:676:THR:N	2.47	0.48
2:B:804:GLN:HA	2:B:817:PRO:HG2	1.96	0.48
2:B:1097:SER:HB2	2:B:1102:TRP:CD2	2.49	0.48
1:E:1025:ALA:HB1	1:E:1097:LEU:HD11	1.95	0.48
1:E:1213:ASP:OD1	1:E:1213:ASP:N	2.47	0.48
2:F:867:ASP:OD1	2:F:867:ASP:N	2.45	0.48
1:A:1116:LEU:HD11	1:A:1187:LYS:HE2	1.96	0.48
1:A:1201:ASP:HA	1:A:1204:ARG:HB2	1.95	0.48
2:B:454:ARG:NH2	2:B:469:SER:O	2.33	0.48
1:C:1456:LEU:HD21	1:C:1460:ARG:HH21	1.79	0.48
2:D:392:PHE:CD2	2:D:517:LEU:HG	2.48	0.48
2:D:1043:CYS:HB2	2:D:1048:HIS:CG	2.48	0.48
2:F:31:SER:OG	2:F:60:SER:N	2.46	0.48
2:B:438:SER:HB3	2:B:509:ARG:HG3	1.96	0.48
2:B:1118:ASP:N	2:B:1118:ASP:OD1	2.47	0.48
1:C:1118:THR:O	1:C:1122:THR:OG1	2.28	0.48
2:D:96:GLU:OE1	2:D:98:SER:N	2.46	0.48
2:F:448:ASN:H	2:F:497:PHE:N	1.98	0.48
1:C:33:GLU:OE1	1:C:35:TYR:OH	2.24	0.48
2:D:729:VAL:HG23	2:D:1059:GLY:HA2	1.96	0.48
2:F:104:TRP:HB3	2:F:106:PHE:CE1	2.48	0.48
2:F:421:TYR:CD1	2:F:457:ARG:HB3	2.48	0.48
2:F:1134:ASN:CG	4:F:1311:NAG:H62	2.38	0.48
1:C:1245:ARG:HG3	1:C:1256:ILE:HD11	1.94	0.47
2:D:52:GLN:HE22	2:D:272:PRO:C	2.22	0.47
2:D:919:ASN:HB2	2:D:923:ILE:HD11	1.95	0.47
2:F:115:GLN:HA	2:F:132:GLU:HG2	1.96	0.47
2:F:189:LEU:HB3	2:F:208:THR:HG23	1.95	0.47
2:F:280:ASN:HD21	2:F:282:ASN:HB2	1.79	0.47
2:B:115:GLN:HE22	2:B:166:CYS:HA	1.79	0.47
1:C:1177:ARG:HH12	1:C:1474:MET:HG3	1.79	0.47
1:C:1367:ASP:OD1	1:C:1367:ASP:N	2.47	0.47
1:C:1370:LEU:O	1:C:1409:SER:OG	2.28	0.47
1:C:1401:HIS:HE1	1:C:1514:ARG:HH21	1.61	0.47
2:D:894:LEU:HD21	2:F:715:PRO:HG3	1.96	0.47
1:E:1131:LYS:HZ2	1:E:1143:LEU:HG	1.79	0.47
1:E:1540:HIS:HA	1:E:1587:TYR:CE2	2.49	0.47
2:F:137:ASN:OD1	2:F:138:ASP:N	2.47	0.47

Continued on next page...

Continued from previous page...

Atom-1	Atom-2	Interatomic distance (Å)	Clash overlap (Å)
2:F:401:VAL:HG22	2:F:509:ARG:HG2	1.95	0.47
1:A:1055:THR:OG1	1:A:1058:ASN:OD1	2.32	0.47
2:B:65:PHE:CE2	2:B:84:LEU:HD21	2.49	0.47
2:D:776:LYS:HZ1	2:D:1019:ARG:CZ	2.27	0.47
2:D:906:PHE:HB3	2:D:911:VAL:HG23	1.96	0.47
1:E:1187:LYS:HB3	1:E:1199:TYR:CG	2.49	0.47
1:E:1453:THR:HG23	1:E:1512:PHE:CD2	2.49	0.47
2:B:676:THR:N	2:B:690:GLN:OE1	2.47	0.47
1:C:2:SER:HB2	1:C:24:TRP:HA	1.97	0.47
1:C:1229:THR:O	1:C:1233:ILE:HG13	2.14	0.47
1:C:1416:LYS:HD2	1:C:1543:ASP:HB3	1.96	0.47
2:D:192:PHE:HB3	2:D:194:PHE:CE1	2.49	0.47
2:D:553:THR:HG23	2:D:586:ASP:HB2	1.97	0.47
2:D:897:PRO:HG2	2:D:900:MET:CG	2.43	0.47
2:F:226:LEU:HD23	2:F:226:LEU:HA	1.75	0.47
2:B:442:ASP:HB3	2:B:451:TYR:HE2	1.78	0.47
2:D:364:ASP:OD1	2:D:366:SER:OG	2.28	0.47
2:D:568:ASP:N	2:D:572:THR:O	2.45	0.47
1:A:1152:MET:HA	1:A:1161:ARG:HG2	1.96	0.47
1:A:1303:ASP:OD1	1:A:1304:ALA:N	2.38	0.47
1:A:1329:GLU:OE2	1:A:1330:ASN:ND2	2.48	0.47
1:A:1457:GLU:HG2	1:A:1513:ILE:HB	1.96	0.47
2:B:565:PHE:HE2	2:B:567:ARG:HH21	1.62	0.47
2:B:988:GLU:OE1	2:B:988:GLU:N	2.44	0.47
1:C:1430:GLU:OE1	1:C:1541:LYS:NZ	2.45	0.47
1:E:1189:GLU:HA	1:E:1192:ARG:HD2	1.97	0.47
1:E:1385:TYR:HB3	1:E:1561:GLY:HA3	1.95	0.47
1:E:1460:ARG:HD3	1:E:1506:VAL:HG13	1.97	0.47
2:F:359:SER:HA	2:F:524:VAL:HG22	1.96	0.47
1:C:1439:LEU:HD13	1:C:1588:PHE:HA	1.96	0.47
1:C:1478:TRP:HA	1:C:1481:LYS:HB2	1.97	0.47
2:D:93:ALA:HB3	2:D:266:TYR:HB2	1.97	0.47
2:D:541:PHE:CZ	2:D:587:ILE:HD12	2.50	0.47
2:D:568:ASP:OD1	2:D:569:ILE:N	2.40	0.47
2:F:353:TRP:O	2:F:466:ARG:NE	2.43	0.47
1:A:1156:LEU:HD22	1:A:1281:LEU:HD11	1.95	0.47
2:B:748:GLU:CD	2:B:748:GLU:H	2.23	0.47
1:C:1331:SER:HB3	1:C:1358:ILE:H	1.79	0.47
1:E:1233:ILE:HD11	1:E:1581:VAL:HG11	1.97	0.47
2:F:431:GLY:HA2	2:F:515:PHE:HD1	1.78	0.47
1:A:1349:TRP:HE1	1:A:1359:LEU:HB2	1.80	0.47

Continued on next page...

Continued from previous page...

Atom-1	Atom-2	Interatomic distance (Å)	Clash overlap (Å)
2:B:697:MET:HG3	2:F:869:MET:HE1	1.97	0.47
2:D:666:ILE:HB	2:D:670:ILE:HG13	1.96	0.47
1:E:1116:LEU:HD11	1:E:1187:LYS:HE2	1.97	0.47
1:E:1204:ARG:HD3	1:E:1223:ILE:HG13	1.96	0.47
2:F:359:SER:OG	2:F:394:ASN:OD1	2.26	0.47
2:B:401:VAL:HG22	2:B:509:ARG:HG2	1.97	0.46
1:C:1527:GLU:HB2	1:C:1583:PRO:HB3	1.97	0.46
2:D:107:GLY:H	2:D:235:ILE:HG23	1.80	0.46
1:E:1361:CYS:O	1:E:1363:LYS:NZ	2.33	0.46
1:E:1454:TYR:HE2	1:E:1484:ILE:HD13	1.79	0.46
2:F:325:SER:HA	2:F:540:ASN:O	2.15	0.46
2:F:431:GLY:HA2	2:F:515:PHE:CD1	2.50	0.46
1:A:1169:ARG:HD3	1:A:1493:HIS:HE1	1.80	0.46
1:A:1241:HIS:CE1	1:A:1606:TRP:HB3	2.50	0.46
1:A:1315:PHE:HD1	1:A:1320:LEU:HD12	1.81	0.46
1:C:1256:ILE:HA	1:C:1610:TRP:CH2	2.50	0.46
2:D:346:ARG:O	2:D:451:TYR:OH	2.26	0.46
2:D:406:GLU:HA	2:D:409:GLN:HG3	1.97	0.46
1:E:1173:GLY:HA3	1:E:1498:CYS:H	1.79	0.46
2:B:200:TYR:CZ	2:B:230:PRO:HB3	2.51	0.46
2:B:722:VAL:HG22	2:B:930:ALA:HB1	1.96	0.46
2:B:906:PHE:CD2	2:B:916:LEU:HB2	2.50	0.46
2:D:936:ASP:OD1	2:D:936:ASP:N	2.46	0.46
2:F:744:GLY:H	2:F:977:LEU:HD12	1.80	0.46
2:F:758:SER:O	2:F:761:THR:N	2.44	0.46
1:A:1144:LEU:HA	1:A:1148:LEU:HB2	1.97	0.46
2:B:198:ASP:OD1	2:B:198:ASP:N	2.49	0.46
2:B:339:GLY:O	2:B:343:ASN:N	2.39	0.46
2:B:711:SER:C	2:F:895:GLN:HE21	2.24	0.46
1:C:1148:LEU:HD13	1:C:1168:TRP:HB2	1.96	0.46
2:D:665:PRO:HA	2:D:671:CYS:SG	2.56	0.46
1:E:1156:LEU:HD22	1:E:1281:LEU:HD11	1.98	0.46
2:F:126:VAL:HG22	2:F:172:SER:N	2.30	0.46
1:A:1535:HIS:NE2	1:A:1538:PRO:O	2.43	0.46
1:C:7:TRP:NE1	1:C:16:GLN:OE1	2.45	0.46
1:C:1203:TRP:CD2	1:C:1511:SER:HB3	2.50	0.46
1:C:1459:TRP:CZ2	1:C:1473:TRP:HB3	2.50	0.46
1:C:1471:ASP:HA	1:C:1495:GLU:HG3	1.98	0.46
2:F:106:PHE:HB2	2:F:117:LEU:HB3	1.98	0.46
1:A:1392:LEU:HD13	1:A:1563:SER:HB3	1.96	0.46
2:B:104:TRP:HB3	2:B:106:PHE:HE1	1.79	0.46

Continued on next page...

Continued from previous page...

Atom-1	Atom-2	Interatomic distance (Å)	Clash overlap (Å)
2:B:418:ILE:HA	2:B:422:ASN:HD22	1.79	0.46
2:B:855:PHE:HB2	2:D:589:PRO:HG3	1.97	0.46
2:D:199:GLY:O	2:D:231:ILE:N	2.49	0.46
2:D:666:ILE:HG13	2:D:671:CYS:HA	1.97	0.46
1:E:1553:LYS:HE3	1:E:1573:VAL:HA	1.98	0.46
2:F:316:SER:OG	2:F:317:ASN:N	2.39	0.46
2:F:1029:MET:HA	2:F:1033:VAL:HG13	1.97	0.46
2:B:92:PHE:HE1	2:B:94:SER:HB3	1.80	0.46
2:D:228:ASP:C	2:D:229:LEU:HD12	2.41	0.46
2:D:423:TYR:HE1	2:D:464:PHE:HA	1.79	0.46
2:F:329:PHE:CD2	2:F:528:LYS:HB3	2.51	0.46
2:F:645:THR:HG23	2:F:648:GLY:H	1.80	0.46
1:A:1447:VAL:HG22	1:A:1584:LEU:HD11	1.98	0.46
1:C:1285:PHE:HB2	1:C:1437:ASN:HD21	1.81	0.46
2:D:330:PRO:N	2:D:579:PRO:HB2	2.31	0.46
1:E:1156:LEU:HD13	1:E:1281:LEU:HD21	1.98	0.46
1:E:1457:GLU:OE2	1:E:1461:TRP:NE1	2.48	0.46
2:F:742:ILE:HG22	2:F:743:CYS:SG	2.55	0.46
2:B:808:ASP:OD2	2:B:810:SER:OG	2.33	0.46
1:C:1237:TYR:OH	1:C:1485:VAL:O	2.19	0.46
1:C:1308:PHE:HB3	1:C:1323:MET:HE1	1.98	0.46
2:D:1053:PRO:O	2:D:1054:GLN:NE2	2.21	0.46
2:F:309:GLU:O	2:F:313:TYR:OH	2.26	0.46
2:F:808:ASP:OD2	2:F:810:SER:OG	2.34	0.46
2:B:762:GLN:CD	2:B:765:ARG:HH22	2.24	0.46
2:D:104:TRP:HB3	2:D:106:PHE:CE1	2.46	0.46
2:D:353:TRP:CZ3	2:D:355:ARG:HB2	2.51	0.46
2:D:730:SER:O	2:D:1058:HIS:HB3	2.16	0.46
2:F:356:LYS:NZ	2:F:399:SER:OG	2.48	0.46
1:A:1306:ARG:HH11	1:A:1309:LYS:HB3	1.81	0.45
1:A:1567:THR:HB	1:A:1577:LYS:HG2	1.98	0.45
2:B:410:ILE:HD11	2:B:418:ILE:HG22	1.96	0.45
2:B:737:ASP:N	2:B:857:GLY:O	2.39	0.45
2:B:805:ILE:HA	2:B:805:ILE:HD13	1.60	0.45
1:C:1245:ARG:NH2	1:C:1603:PHE:O	2.48	0.45
1:C:1431:ASP:O	1:C:1434:THR:OG1	2.32	0.45
2:D:740:MET:SD	2:F:319:ARG:NH1	2.90	0.45
2:D:1116:THR:O	2:D:1120:THR:HG22	2.16	0.45
1:E:1187:LYS:HD2	1:E:1199:TYR:CE1	2.51	0.45
2:F:429:PHE:CZ	2:F:512:VAL:HG23	2.51	0.45
2:B:600:PRO:HG3	2:B:674:TYR:CD1	2.51	0.45

Continued on next page...

Continued from previous page...

Atom-1	Atom-2	Interatomic distance (Å)	Clash overlap (Å)
2:B:895:GLN:HE21	2:D:1074:ASN:HD22	1.64	0.45
2:D:53:ASP:OD1	2:D:54:LEU:N	2.41	0.45
2:D:1006:THR:O	2:D:1010:GLN:HG2	2.16	0.45
1:E:1165:TRP:CH2	1:E:1489:GLU:HB2	2.51	0.45
1:E:1169:ARG:HH22	1:E:1271:TRP:HA	1.81	0.45
1:E:1200:GLY:O	1:E:1204:ARG:N	2.49	0.45
1:E:1239:HIS:CE1	1:E:1596:LYS:HG2	2.50	0.45
2:F:1023:ASN:O	2:F:1027:THR:HG22	2.16	0.45
1:A:1296:ALA:HA	1:A:1299:ASP:HB2	1.99	0.45
1:A:1527:GLU:HB2	1:A:1583:PRO:HB3	1.97	0.45
1:A:1597:ASP:O	1:A:1600:LYS:NZ	2.43	0.45
1:C:1184:VAL:HG13	1:C:1464:PHE:HD1	1.82	0.45
1:E:1259:ILE:HG13	1:E:1603:PHE:CE2	2.51	0.45
2:F:31:SER:HB2	2:F:56:LEU:HD21	1.98	0.45
2:F:338:PHE:CE1	2:F:368:LEU:HD11	2.51	0.45
2:F:716:THR:N	2:F:1071:GLN:O	2.39	0.45
1:A:1370:LEU:HB3	1:A:1409:SER:HB2	1.98	0.45
2:D:129:LYS:HG3	2:D:131:CYS:HB2	1.98	0.45
2:D:415:THR:HA	2:D:424:LYS:HZ3	1.81	0.45
2:D:453:TYR:HB3	2:D:495:TYR:CE2	2.51	0.45
2:D:726:ILE:HG13	2:D:1061:VAL:HG22	1.98	0.45
2:D:1055:SER:OG	2:D:1056:ALA:N	2.48	0.45
2:F:1033:VAL:HG12	2:F:1051:SER:HB2	1.99	0.45
1:C:1499:ASP:OD1	1:C:1499:ASP:N	2.48	0.45
2:D:716:THR:HG22	2:D:1071:GLN:O	2.17	0.45
1:E:1209:VAL:HB	1:E:1217:TYR:H	1.81	0.45
2:F:408:ARG:NH2	2:F:409:GLN:HA	2.32	0.45
1:A:1262:LEU:HB2	1:A:1487:VAL:HG22	1.97	0.45
1:C:1302:TRP:CH2	1:C:1310:GLU:HG3	2.52	0.45
3:P:1:NAG:H62	3:P:2:NAG:N2	2.31	0.45
1:A:1190:MET:HE2	1:A:1190:MET:HB3	1.86	0.45
1:A:1482:ARG:NH1	1:A:1608:THR:O	2.41	0.45
1:C:1077:SER:HA	1:C:1100:LEU:HG	1.98	0.45
2:D:88:ASP:OD1	2:D:88:ASP:N	2.50	0.45
2:D:731:MET:HG2	2:D:774:GLN:OE1	2.17	0.45
1:E:16:GLN:O	1:E:20:VAL:HG23	2.16	0.45
2:F:811:LYS:O	2:F:814:LYS:NZ	2.44	0.45
1:A:1169:ARG:HD3	1:A:1493:HIS:CE1	2.52	0.45
1:A:1184:VAL:HG11	1:A:1463:VAL:HG12	1.99	0.45
1:C:1029:LEU:HD11	1:C:1097:LEU:HG	1.99	0.45
1:C:1174:LYS:HE2	1:C:1497:TYR:HE1	1.81	0.45

Continued on next page...

Continued from previous page...

Atom-1	Atom-2	Interatomic distance (Å)	Clash overlap (Å)
2:D:472:ILE:HA	2:D:491:PRO:HD3	1.98	0.45
1:A:1144:LEU:HB2	1:A:1168:TRP:CZ3	2.52	0.45
1:A:1555:PHE:O	1:A:1559:ARG:HG2	2.17	0.45
2:B:345:THR:O	2:B:509:ARG:NH2	2.46	0.45
2:B:722:VAL:HG23	2:B:934:ILE:HD12	1.98	0.45
2:D:421:TYR:CG	2:D:457:ARG:HB3	2.52	0.45
2:D:905:ARG:HH11	2:D:1036:GLN:HB2	1.82	0.45
1:E:1132:VAL:HG12	1:E:1171:GLU:HG2	1.98	0.45
1:E:1263:PRO:HG2	1:E:1266:LEU:HD12	1.99	0.45
2:F:555:SER:OG	2:F:556:ASN:N	2.50	0.45
2:F:787:GLN:HB2	2:F:789:TYR:CE1	2.52	0.45
2:B:136:CYS:N	2:B:139:PRO:HG3	2.32	0.45
2:B:660:TYR:HB2	2:B:695:TYR:CE1	2.52	0.45
1:C:1088:ILE:HG22	1:C:1090:ASN:H	1.81	0.45
1:E:1287:GLN:HG2	1:E:1288:LYS:HG2	1.98	0.45
1:E:1307:ILE:HG23	1:E:1369:PHE:HD1	1.82	0.45
2:F:816:SER:N	2:F:819:GLU:OE1	2.32	0.45
1:A:13:MET:HE3	1:A:17:VAL:HG23	1.99	0.44
2:B:105:ILE:HG13	2:B:241:LEU:HD11	1.98	0.44
2:D:644:GLN:HE21	2:D:645:THR:H	1.65	0.44
2:D:980:ILE:O	2:D:984:LEU:HB2	2.17	0.44
1:E:1035:GLU:H	1:E:1035:GLU:HG3	1.59	0.44
1:E:1439:LEU:HD21	1:E:1540:HIS:HB3	1.99	0.44
2:B:1030:SER:HB3	2:D:1041:ASP:HB3	1.98	0.44
2:D:350:VAL:HA	2:D:400:PHE:HB2	1.98	0.44
2:D:1104:VAL:HG23	2:D:1115:ILE:HD13	1.99	0.44
1:E:37:ARG:NH1	1:E:41:GLY:H	2.15	0.44
2:F:195:LYS:HG3	2:F:202:LYS:HB2	1.99	0.44
1:A:1152:MET:SD	1:A:1270:MET:HA	2.57	0.44
1:A:1187:LYS:HE3	1:A:1509:ASP:CG	2.43	0.44
1:A:1571:GLU:HB2	1:A:1577:LYS:HA	1.98	0.44
2:B:404:GLY:N	2:B:504:GLY:O	2.51	0.44
2:B:906:PHE:HB3	2:B:911:VAL:HG23	1.99	0.44
1:C:1499:ASP:O	1:C:1502:SER:OG	2.30	0.44
1:E:1261:CYS:SG	1:E:1606:TRP:HB2	2.58	0.44
1:E:1318:VAL:HG23	1:E:1320:LEU:HG	1.99	0.44
1:E:1455:MET:O	1:E:1459:TRP:N	2.47	0.44
1:E:1497:TYR:HB3	1:E:1499:ASP:OD1	2.16	0.44
2:F:351:TYR:HE2	2:F:452:LEU:HB2	1.82	0.44
2:F:762:GLN:CD	2:F:762:GLN:H	2.21	0.44
2:B:355:ARG:HB3	2:B:466:ARG:HH22	1.83	0.44

Continued on next page...

Continued from previous page...

Atom-1	Atom-2	Interatomic distance (Å)	Clash overlap (Å)
2:B:1043:CYS:HB2	2:B:1048:HIS:CG	2.52	0.44
1:C:7:TRP:HE1	1:C:16:GLN:CD	2.22	0.44
2:D:353:TRP:H	2:D:353:TRP:CD1	2.34	0.44
2:D:421:TYR:O	2:D:454:ARG:HD2	2.17	0.44
2:D:980:ILE:HA	2:D:984:LEU:HD23	1.98	0.44
1:E:1048:TRP:CZ3	1:E:1359:LEU:HB2	2.52	0.44
1:E:1055:THR:O	1:E:1059:VAL:HG23	2.17	0.44
1:E:1186:LEU:HD23	1:E:1189:GLU:OE2	2.17	0.44
1:E:1468:ILE:O	1:E:1473:TRP:NE1	2.44	0.44
2:F:436:TRP:CE2	2:F:509:ARG:HB2	2.52	0.44
1:A:1169:ARG:HE	1:A:1499:ASP:HB3	1.82	0.44
1:A:1330:ASN:HB3	1:A:1357:ARG:HE	1.82	0.44
2:B:96:GLU:OE1	2:B:99:ASN:N	2.51	0.44
2:B:716:THR:OG1	2:B:717:ASN:OD1	2.35	0.44
1:C:4:VAL:HG22	1:C:25:LEU:HD22	1.99	0.44
1:C:1116:LEU:HB2	1:C:1186:LEU:HD13	1.99	0.44
1:C:1246:ALA:HA	1:C:1249:MET:HE2	1.97	0.44
2:D:336:CYS:SG	2:D:363:ALA:HB2	2.58	0.44
1:E:1227:GLU:HG3	1:E:1454:TYR:OH	2.18	0.44
1:E:1382:ASP:OD1	1:E:1385:TYR:OH	2.30	0.44
2:F:91:TYR:OH	2:F:191:GLU:OE2	2.36	0.44
2:F:119:ILE:HG23	2:F:128:ILE:HG12	1.98	0.44
2:F:392:PHE:O	2:F:523:THR:N	2.50	0.44
2:D:1048:HIS:NE2	2:D:1050:MET:O	2.49	0.44
2:D:1083:HIS:CD2	2:D:1137:VAL:HB	2.52	0.44
1:E:1227:GLU:N	1:E:1227:GLU:OE1	2.50	0.44
2:F:1127:ASP:N	2:F:1127:ASP:OD1	2.50	0.44
1:A:23:GLY:N	1:A:37:ARG:O	2.36	0.44
1:A:1382:ASP:OD1	1:A:1385:TYR:OH	2.36	0.44
1:A:1462:MET:O	1:A:1466:GLY:N	2.50	0.44
1:E:1096:GLN:HE21	1:E:1392:LEU:HD11	1.83	0.44
1:E:1482:ARG:NH1	1:E:1608:THR:O	2.45	0.44
2:F:498:GLN:H	2:F:501:ASN:ND2	2.16	0.44
2:F:874:THR:O	2:F:878:LEU:HG	2.17	0.44
1:A:1458:LYS:O	1:A:1462:MET:HG2	2.18	0.44
2:B:461:LEU:HD21	2:B:467:ASP:HB2	2.00	0.44
2:B:1101:HIS:ND1	3:I:1:NAG:H5	2.33	0.44
2:B:224:GLU:OE1	2:B:224:GLU:N	2.49	0.44
2:B:341:VAL:HG22	2:B:356:LYS:HZ2	1.82	0.44
2:D:100:ILE:O	2:D:102:ARG:HG3	2.17	0.44
2:D:447:GLY:HA2	2:D:497:PHE:C	2.43	0.44

Continued on next page...

Continued from previous page...

Atom-1	Atom-2	Interatomic distance (Å)	Clash overlap (Å)
1:E:1395:GLY:O	1:E:1562:LYS:HB3	2.18	0.44
1:E:1438:PHE:CE2	1:E:1540:HIS:HB2	2.53	0.44
1:A:48:GLU:O	1:E:46:GLN:HG2	2.18	0.43
2:B:947:LYS:HA	2:B:950:ASP:OD2	2.17	0.43
2:D:195:LYS:HE2	2:D:204:TYR:CE1	2.53	0.43
2:D:662:CYS:HB2	2:D:697:MET:HE3	2.00	0.43
2:D:924:ALA:O	2:D:927:PHE:HB3	2.17	0.43
1:E:1022:GLU:CD	1:E:1089:GLN:H	2.26	0.43
1:E:1311:ALA:HA	1:E:1373:HIS:CE1	2.53	0.43
1:E:1459:TRP:CH2	1:E:1463:VAL:HG21	2.53	0.43
2:F:99:ASN:O	2:F:102:ARG:NE	2.41	0.43
2:F:541:PHE:CZ	2:F:587:ILE:HD13	2.53	0.43
2:F:665:PRO:HA	2:F:671:CYS:SG	2.58	0.43
1:A:1165:TRP:CH2	1:A:1489:GLU:HB2	2.53	0.43
1:A:1327:PHE:HB2	1:A:1356:PHE:HB2	1.99	0.43
1:C:1053:ASN:ND2	1:C:1058:ASN:OD1	2.51	0.43
1:C:1201:ASP:OD2	1:C:1219:ARG:NE	2.52	0.43
2:D:886:TRP:HB2	2:D:1034:LEU:O	2.18	0.43
1:E:1030:ASP:O	1:E:1034:HIS:ND1	2.50	0.43
1:E:1379:ILE:HG22	1:E:1383:MET:HE3	2.00	0.43
1:E:1392:LEU:HD22	1:E:1563:SER:HA	2.00	0.43
2:F:748:GLU:H	2:F:748:GLU:CD	2.23	0.43
2:B:442:ASP:OD1	2:B:509:ARG:NH2	2.46	0.43
2:B:786:LYS:NZ	2:B:891:GLY:O	2.45	0.43
2:F:329:PHE:HD2	2:F:528:LYS:HB3	1.83	0.43
2:F:353:TRP:CD1	2:F:353:TRP:H	2.37	0.43
2:F:408:ARG:HH21	2:F:409:GLN:HA	1.83	0.43
1:C:1554:LEU:O	1:C:1558:LEU:HG	2.18	0.43
2:D:389:ASP:OD1	2:D:389:ASP:N	2.49	0.43
2:D:398:ASP:O	2:D:511:VAL:HA	2.18	0.43
2:F:339:GLY:HA2	3:P:1:NAG:O7	2.18	0.43
1:A:1248:LEU:HB3	1:A:1256:ILE:HG21	2.00	0.43
2:B:351:TYR:CE2	2:B:492:LEU:HD22	2.53	0.43
2:B:804:GLN:O	2:B:817:PRO:HD2	2.17	0.43
2:B:917:TYR:CZ	2:D:1079:PRO:HB3	2.53	0.43
2:B:931:ILE:O	2:B:934:ILE:HG22	2.19	0.43
2:D:60:SER:OG	2:D:61:ASN:N	2.51	0.43
2:D:85:PRO:O	2:D:269:TYR:OH	2.17	0.43
2:D:112:SER:HA	2:D:132:GLU:HB3	1.99	0.43
2:D:328:ARG:HG3	2:D:543:PHE:CZ	2.54	0.43
2:D:1005:GLN:HA	2:D:1008:VAL:HG22	2.00	0.43

Continued on next page...

Continued from previous page...

Atom-1	Atom-2	Interatomic distance (Å)	Clash overlap (Å)
1:E:1403:ALA:HB2	1:E:1518:ARG:HB2	2.01	0.43
2:F:120:VAL:HB	2:F:127:VAL:HG23	2.01	0.43
2:F:656:VAL:HG12	2:F:658:ASN:N	2.34	0.43
2:F:656:VAL:HG12	2:F:658:ASN:H	1.84	0.43
2:F:1010:GLN:HB3	2:F:1014:ARG:HH22	1.83	0.43
1:A:1152:MET:HE2	1:A:1152:MET:HB3	1.89	0.43
2:B:44:ARG:HB2	2:B:279:TYR:CD2	2.54	0.43
2:B:92:PHE:CE1	2:B:94:SER:HB3	2.54	0.43
2:B:418:ILE:HA	2:B:422:ASN:ND2	2.34	0.43
2:B:948:LEU:H	2:B:948:LEU:HG	1.62	0.43
2:B:976:VAL:HB	2:B:979:ASP:CG	2.43	0.43
2:B:1010:GLN:HB3	2:B:1014:ARG:HH22	1.83	0.43
2:B:1135:ASN:OD1	2:B:1136:THR:N	2.47	0.43
2:D:37:TYR:HB3	2:D:223:LEU:HB2	1.99	0.43
2:D:383:SER:HB3	2:D:386:LYS:HG2	1.99	0.43
1:E:1029:LEU:HD12	1:E:1093:VAL:HG13	2.00	0.43
2:F:447:GLY:N	2:F:498:GLN:HG3	2.33	0.43
1:A:1360:MET:HE2	1:A:1371:THR:HG21	2.00	0.43
1:A:1418:LEU:O	1:A:1423:LEU:N	2.52	0.43
2:B:100:ILE:HG22	2:B:242:LEU:HB3	2.01	0.43
2:B:801:ASN:OD1	2:B:802:PHE:N	2.52	0.43
2:B:818:ILE:O	2:B:822:LEU:HG	2.18	0.43
1:C:1515:TYR:HA	1:C:1518:ARG:HB3	2.00	0.43
2:D:366:SER:H	2:D:388:ASN:ND2	2.16	0.43
1:E:1264:ALA:N	1:E:1488:VAL:O	2.50	0.43
1:E:1306:ARG:NE	1:E:1310:GLU:OE2	2.39	0.43
2:F:418:ILE:HG23	2:F:422:ASN:HB2	2.01	0.43
2:F:983:ARG:C	2:F:984:LEU:HD22	2.43	0.43
1:A:1215:TYR:CZ	1:A:1568:LEU:HD13	2.54	0.43
1:A:1515:TYR:HD1	1:A:1518:ARG:HH21	1.67	0.43
2:B:106:PHE:HD2	2:B:235:ILE:HG21	1.84	0.43
2:B:294:ASP:OD1	2:B:297:SER:N	2.34	0.43
2:B:454:ARG:NH2	2:B:492:LEU:HD21	2.34	0.43
2:B:720:ILE:HG13	2:B:923:ILE:HG23	2.00	0.43
1:C:1037:GLU:OE2	1:C:1393:ARG:NH1	2.51	0.43
1:C:1460:ARG:NH2	1:C:1506:VAL:HG22	2.34	0.43
2:D:106:PHE:HD2	2:D:235:ILE:HG21	1.84	0.43
2:D:641:ASN:HD22	2:D:654:GLU:HB3	1.84	0.43
2:D:790:LYS:HG2	2:F:704:SER:HA	2.01	0.43
2:F:498:GLN:HB2	2:F:501:ASN:OD1	2.17	0.43
2:F:741:TYR:CE2	2:F:962:LEU:HG	2.54	0.43

Continued on next page...

Continued from previous page...

Atom-1	Atom-2	Interatomic distance (Å)	Clash overlap (Å)
2:F:947:LYS:HB2	2:F:947:LYS:HE2	1.82	0.43
1:A:1020:THR:HG23	1:A:1023:GLU:HB2	2.00	0.43
1:A:1161:ARG:NH2	1:A:1265:HIS:O	2.48	0.43
2:B:429:PHE:CZ	2:B:512:VAL:HG13	2.54	0.43
2:B:526:GLY:H	2:B:528:LYS:HE2	1.83	0.43
2:B:599:THR:OG1	2:B:600:PRO:O	2.34	0.43
2:D:231:ILE:HB	2:D:233:ILE:HD11	2.00	0.43
2:D:310:LYS:HB2	2:D:601:GLY:N	2.34	0.43
2:D:329:PHE:HB2	2:D:530:SER:HB3	2.00	0.43
2:D:461:LEU:HD21	2:D:467:ASP:HB2	2.00	0.43
1:E:1325:GLN:HA	1:E:1328:TRP:CD1	2.54	0.43
1:E:1473:TRP:N	1:E:1495:GLU:OE1	2.52	0.43
2:F:205:SER:OG	2:F:206:LYS:N	2.51	0.43
2:F:281:GLU:OE1	2:F:281:GLU:N	2.46	0.43
2:F:1116:THR:HG22	2:F:1140:PRO:HD3	2.00	0.43
1:A:1468:ILE:HG22	1:A:1473:TRP:HD1	1.83	0.43
2:B:715:PRO:O	2:B:1110:TYR:N	2.50	0.43
2:B:874:THR:O	2:B:878:LEU:HG	2.18	0.43
1:C:1294:THR:HG23	1:C:1365:THR:HA	2.00	0.43
1:C:1439:LEU:HD11	1:C:1540:HIS:CD2	2.53	0.43
2:D:139:PRO:HD2	2:D:239:GLN:HE22	1.83	0.43
2:D:774:GLN:HA	2:D:777:ASN:ND2	2.34	0.43
1:E:1081:GLN:HE22	1:E:1103:ASN:HB3	1.83	0.43
1:E:1311:ALA:O	1:E:1315:PHE:HD1	2.02	0.43
1:E:1398:GLU:O	1:E:1401:HIS:NE2	2.52	0.43
2:F:733:LYS:HE3	2:F:771:ALA:HB1	2.01	0.43
1:A:1096:GLN:HB3	1:A:1391:LEU:HD12	2.01	0.42
1:A:1483:GLU:O	1:A:1606:TRP:NE1	2.52	0.42
2:B:497:PHE:CD2	2:B:507:PRO:HB3	2.54	0.42
2:B:610:VAL:HG13	2:B:651:ILE:HB	2.02	0.42
2:B:675:GLN:HA	2:B:690:GLN:NE2	2.33	0.42
2:B:703:ASN:O	2:F:789:TYR:HA	2.18	0.42
1:C:1165:TRP:CH2	1:C:1489:GLU:HB2	2.54	0.42
2:D:750:SER:O	2:D:754:LEU:HG	2.19	0.42
1:E:1204:ARG:HD2	1:E:1219:ARG:O	2.20	0.42
1:E:1349:TRP:HB2	1:E:1357:ARG:HB2	2.00	0.42
1:E:1457:GLU:HG2	1:E:1513:ILE:HB	1.99	0.42
2:F:377:PHE:H	2:F:378:LYS:NZ	2.17	0.42
2:F:438:SER:HB3	2:F:509:ARG:HG3	2.01	0.42
1:A:1410:LEU:O	1:A:1414:THR:HG23	2.19	0.42
2:B:141:LEU:HB3	2:B:243:ALA:HB2	2.00	0.42

Continued on next page...

Continued from previous page...

Atom-1	Atom-2	Interatomic distance (Å)	Clash overlap (Å)
1:C:1355:ASP:OD1	1:C:1357:ARG:NE	2.50	0.42
1:C:1382:ASP:HA	1:C:1385:TYR:CZ	2.54	0.42
2:D:814:LYS:HA	2:D:814:LYS:HD3	1.83	0.42
1:E:1144:LEU:HB2	1:E:1168:TRP:CZ3	2.55	0.42
1:E:1351:LEU:H	1:E:1351:LEU:HD12	1.84	0.42
1:E:1549:GLU:H	1:E:1549:GLU:CD	2.27	0.42
2:F:353:TRP:O	2:F:466:ARG:NH2	2.48	0.42
1:A:38:VAL:HG22	1:A:42:PHE:HA	2.02	0.42
2:B:439:ASN:HA	2:B:507:PRO:HG2	2.01	0.42
2:B:909:ILE:HG22	2:B:911:VAL:HG22	2.01	0.42
2:D:327:VAL:H	2:D:531:THR:CG2	2.31	0.42
2:D:619:GLU:H	2:D:619:GLU:CD	2.26	0.42
1:E:1462:MET:O	1:E:1466:GLY:N	2.52	0.42
1:E:1494:ASP:OD1	1:E:1496:THR:OG1	2.32	0.42
2:F:546:LEU:HD23	2:F:546:LEU:HA	1.86	0.42
1:A:1109:SER:OG	1:A:1111:ASP:OD1	2.29	0.42
2:B:886:TRP:CH2	2:B:904:TYR:HB3	2.54	0.42
2:B:906:PHE:HE1	2:B:1049:LEU:HD11	1.84	0.42
1:C:1050:TYR:CE1	1:C:1059:VAL:HG22	2.54	0.42
1:C:1062:MET:HE3	1:C:1062:MET:HB3	1.96	0.42
1:C:1209:VAL:O	1:C:1217:TYR:N	2.48	0.42
1:C:1447:VAL:HG22	1:C:1584:LEU:HD11	2.00	0.42
2:F:136:CYS:H	2:F:139:PRO:HG3	1.84	0.42
2:F:327:VAL:HG23	2:F:542:ASN:HD22	1.84	0.42
2:F:729:VAL:HG23	2:F:1059:GLY:HA2	1.99	0.42
2:B:214:ARG:NH2	2:B:216:LEU:O	2.53	0.42
2:B:335:LEU:HD23	2:B:335:LEU:HA	1.91	0.42
2:B:658:ASN:ND2	2:B:660:TYR:OH	2.52	0.42
2:B:666:ILE:HB	2:B:670:ILE:O	2.20	0.42
1:C:25:LEU:HD21	1:C:34:LEU:HD12	2.02	0.42
2:D:403:ARG:HG3	2:D:495:TYR:CE1	2.55	0.42
2:D:403:ARG:N	2:D:406:GLU:OE1	2.43	0.42
1:E:1238:GLU:HG3	1:E:1605:GLY:HA2	2.02	0.42
2:F:473:TYR:O	2:F:488:CYS:HA	2.18	0.42
1:A:34:LEU:HB2	1:A:45:VAL:O	2.20	0.42
1:A:1112:LYS:HG2	1:A:1115:ARG:NH2	2.34	0.42
1:A:1127:TYR:CZ	1:A:1504:PHE:HB2	2.54	0.42
1:A:1187:LYS:HD2	1:A:1199:TYR:CE1	2.55	0.42
2:D:731:MET:C	2:D:774:GLN:HE22	2.27	0.42
2:D:905:ARG:NH2	2:D:1050:MET:HG2	2.34	0.42
2:D:921:LYS:HE2	2:D:921:LYS:HB2	1.89	0.42

Continued on next page...

Continued from previous page...

Atom-1	Atom-2	Interatomic distance (Å)	Clash overlap (Å)
2:D:947:LYS:O	2:D:948:LEU:C	2.63	0.42
2:D:1067:TYR:HE1	2:D:1069:PRO:HG3	1.85	0.42
1:E:26:ILE:HB	1:E:35:TYR:HB2	2.00	0.42
1:E:1045:LEU:HD11	1:E:1357:ARG:HH22	1.83	0.42
1:E:1166:GLU:OE2	1:E:1170:SER:OG	2.37	0.42
2:F:287:ASP:HB3	2:F:306:PHE:HE2	1.84	0.42
2:B:53:ASP:CG	2:B:54:LEU:H	2.28	0.42
2:B:190:ARG:HB3	2:B:192:PHE:HE1	1.85	0.42
2:B:909:ILE:HD12	2:B:909:ILE:HA	1.82	0.42
2:B:909:ILE:HD11	2:B:1047:TYR:HB3	2.02	0.42
2:D:199:GLY:HA2	2:D:232:GLY:CA	2.50	0.42
2:D:962:LEU:HA	2:D:965:GLN:HG2	2.00	0.42
2:D:1000:ARG:O	2:D:1003:SER:OG	2.31	0.42
1:A:1126:ILE:HA	1:A:1129:THR:HG22	2.00	0.42
2:B:994:ASP:HA	2:B:997:ILE:HG22	2.02	0.42
2:B:1116:THR:O	2:B:1120:THR:HG22	2.20	0.42
1:C:1327:PHE:HE1	1:C:1358:ILE:HB	1.84	0.42
1:C:1400:PHE:CE1	1:C:1566:TRP:HB2	2.54	0.42
1:C:1523:PHE:HB3	1:C:1583:PRO:HB2	2.02	0.42
1:E:1252:TYR:HB2	1:E:1256:ILE:HD13	2.02	0.42
1:E:1382:ASP:HA	1:E:1385:TYR:CE1	2.55	0.42
2:F:132:GLU:HB2	2:F:165:ASN:HB3	2.00	0.42
2:F:224:GLU:H	2:F:224:GLU:CD	2.27	0.42
2:F:329:PHE:HD1	2:F:329:PHE:HA	1.67	0.42
2:F:969:ASN:OD1	2:F:969:ASN:N	2.53	0.42
2:B:421:TYR:O	2:B:454:ARG:HD2	2.19	0.42
1:C:1325:GLN:OE1	1:C:1326:GLY:N	2.53	0.42
2:D:40:ASP:OD1	2:D:40:ASP:N	2.53	0.42
2:D:195:LYS:HD2	2:D:197:ILE:HD11	2.01	0.42
2:D:355:ARG:NE	2:D:398:ASP:OD1	2.52	0.42
2:D:366:SER:H	2:D:388:ASN:HD22	1.67	0.42
2:D:946:GLY:O	2:D:949:GLN:HB3	2.20	0.42
1:E:1050:TYR:CE1	1:E:1054:ILE:HG23	2.55	0.42
1:E:1165:TRP:HZ2	1:E:1478:TRP:CH2	2.38	0.42
1:E:1285:PHE:HB3	1:E:1287:GLN:NE2	2.35	0.42
1:E:1499:ASP:OD1	1:E:1499:ASP:N	2.52	0.42
2:F:969:ASN:OD1	2:F:975:SER:HB3	2.20	0.42
2:F:977:LEU:HD21	2:F:1000:ARG:HH21	1.84	0.42
1:A:1022:GLU:O	1:A:1026:LYS:HG3	2.20	0.42
1:A:1025:ALA:HB1	1:A:1097:LEU:HD11	2.01	0.42
1:A:1501:ALA:HA	1:A:1506:VAL:HB	2.02	0.42

Continued on next page...

Continued from previous page...

Atom-1	Atom-2	Interatomic distance (Å)	Clash overlap (Å)
2:B:99:ASN:OD1	2:B:102:ARG:HG2	2.19	0.42
2:B:350:VAL:HG22	2:B:422:ASN:HB3	2.02	0.42
2:B:900:MET:HA	2:B:917:TYR:OH	2.20	0.42
1:C:5:ARG:HB3	1:C:7:TRP:CZ3	2.54	0.42
1:C:1152:MET:O	1:C:1161:ARG:NH1	2.53	0.42
1:C:1180:TYR:CE1	1:C:1506:VAL:HG12	2.55	0.42
2:D:319:ARG:NH1	2:D:320:VAL:O	2.44	0.42
2:D:352:ALA:HA	2:D:466:ARG:HD3	2.02	0.42
2:D:866:THR:HG23	2:D:869:MET:SD	2.60	0.42
2:D:983:ARG:O	2:D:984:LEU:HD13	2.19	0.42
1:E:1132:VAL:HB	1:E:1167:SER:HB2	2.00	0.42
1:E:1252:TYR:HB3	1:E:1255:TYR:HB2	2.02	0.42
2:F:351:TYR:CE2	2:F:452:LEU:HB2	2.55	0.42
2:F:1028:LYS:HG3	2:F:1032:CYS:SG	2.60	0.42
1:A:1394:ASN:HB3	1:A:1562:LYS:HD2	2.02	0.41
2:B:136:CYS:H	2:B:139:PRO:HG3	1.84	0.41
2:B:656:VAL:HG13	2:B:695:TYR:HB3	2.02	0.41
2:B:763:LEU:HD22	2:B:1008:VAL:HG11	2.02	0.41
2:B:1079:PRO:HB3	2:F:917:TYR:CE2	2.55	0.41
2:D:119:ILE:HG12	2:D:128:ILE:HG23	2.01	0.41
2:D:355:ARG:HH22	2:D:464:PHE:HD1	1.68	0.41
2:D:362:VAL:HG23	2:D:527:PRO:HA	2.01	0.41
1:E:1078:THR:O	1:E:1082:MET:HG3	2.20	0.41
2:F:216:LEU:HD12	2:F:216:LEU:H	1.85	0.41
1:A:1131:LYS:HE3	1:A:1141:CYS:HB2	2.03	0.41
1:A:1148:LEU:HD22	1:A:1164:ALA:HB1	2.02	0.41
1:A:1520:LEU:HD23	1:A:1579:MET:HB3	2.02	0.41
2:B:1077:THR:OG1	2:B:1078:ALA:N	2.53	0.41
1:C:1029:LEU:HD13	1:C:1096:GLN:HB2	2.02	0.41
1:C:1356:PHE:HB3	1:C:1379:ILE:HG23	2.01	0.41
2:D:948:LEU:O	2:D:951:VAL:HB	2.20	0.41
2:D:1101:HIS:CE1	3:N:2:NAG:HO6	2.31	0.41
1:E:1119:ILE:HG12	1:E:1179:LEU:HD12	2.01	0.41
1:E:1152:MET:HG3	1:E:1270:MET:HA	2.02	0.41
1:E:1188:ASN:HB3	1:E:1192:ARG:CZ	2.50	0.41
1:E:1392:LEU:HA	1:E:1562:LYS:HG3	2.02	0.41
1:A:1077:SER:O	1:A:1081:GLN:HG3	2.20	0.41
2:B:83:VAL:HG11	2:B:237:ARG:HH11	1.85	0.41
2:B:319:ARG:NH1	2:F:740:MET:SD	2.93	0.41
1:C:1048:TRP:CZ2	1:C:1331:SER:HA	2.55	0.41
1:C:1381:TYR:CD1	1:C:1558:LEU:HD22	2.50	0.41

Continued on next page...

Continued from previous page...

Atom-1	Atom-2	Interatomic distance (Å)	Clash overlap (Å)
2:D:355:ARG:HB3	2:D:466:ARG:HH22	1.85	0.41
2:F:380:TYR:HE1	2:F:433:VAL:HG22	1.85	0.41
1:A:33:GLU:HB3	1:A:35:TYR:CE1	2.55	0.41
1:C:1481:LYS:HD3	1:C:1485:VAL:HG21	2.01	0.41
2:D:577:ARG:HA	2:D:583:GLU:O	2.20	0.41
2:D:796:ASP:OD2	2:F:709:ASN:ND2	2.52	0.41
1:E:1555:PHE:CZ	1:E:1559:ARG:HD2	2.55	0.41
2:F:106:PHE:HB3	2:F:235:ILE:HG21	2.03	0.41
2:F:329:PHE:HE1	2:F:544:ASN:H	1.69	0.41
2:F:355:ARG:NH2	2:F:398:ASP:OD2	2.45	0.41
2:F:456:PHE:HB2	2:F:491:PRO:HA	2.02	0.41
2:F:490:PHE:HE1	2:F:492:LEU:HB2	1.85	0.41
2:F:567:ARG:HG3	2:F:571:ASP:HA	2.02	0.41
2:B:382:VAL:HG23	2:B:386:LYS:HD2	2.03	0.41
2:B:670:ILE:HD13	2:B:696:THR:HA	2.03	0.41
2:B:938:LEU:HD13	2:B:938:LEU:HA	1.94	0.41
1:C:1162:LEU:HD11	1:C:1491:VAL:HG23	2.02	0.41
2:D:874:THR:O	2:D:878:LEU:HD13	2.20	0.41
2:D:1030:SER:HB3	2:F:1041:ASP:HB3	2.02	0.41
1:E:1455:MET:HG3	1:E:1456:LEU:N	2.34	0.41
2:F:425:LEU:HD23	2:F:425:LEU:HA	1.91	0.41
2:F:580:GLN:O	3:O:1:NAG:N2	2.51	0.41
1:A:13:MET:HG2	1:A:26:ILE:HG23	2.01	0.41
1:A:1043:SER:HA	1:A:1065:ALA:HB1	2.03	0.41
1:A:1293:VAL:O	1:A:1297:MET:HG2	2.21	0.41
2:B:328:ARG:HH21	2:B:580:GLN:HG3	1.86	0.41
2:B:716:THR:HG22	2:B:1110:TYR:HB3	2.03	0.41
2:B:909:ILE:CG1	2:B:1047:TYR:HB3	2.51	0.41
1:C:1161:ARG:HH21	1:C:1266:LEU:HA	1.86	0.41
1:C:1275:TRP:C	1:C:1444:LEU:HB3	2.46	0.41
2:D:440:ASN:OD1	2:D:440:ASN:N	2.53	0.41
2:D:529:LYS:N	2:D:529:LYS:HD2	2.36	0.41
1:E:1221:GLN:NE2	1:E:1225:ASP:OD1	2.54	0.41
2:F:359:SER:OG	2:F:393:THR:O	2.38	0.41
2:F:433:VAL:HG12	2:F:512:VAL:HB	2.01	0.41
2:F:605:SER:OG	2:F:606:ASN:N	2.54	0.41
1:A:1089:GLN:CD	1:E:18:HIS:HB3	2.46	0.41
1:A:1134:ASN:OD1	1:A:1135:PRO:HD2	2.21	0.41
1:A:1230:PHE:CE2	1:A:1234:LYS:HE3	2.56	0.41
1:C:1241:HIS:CE1	1:C:1606:TRP:HB3	2.56	0.41
1:C:1455:MET:SD	1:C:1456:LEU:N	2.93	0.41

Continued on next page...

Continued from previous page...

Atom-1	Atom-2	Interatomic distance (Å)	Clash overlap (Å)
2:D:96:GLU:OE1	2:D:99:ASN:N	2.52	0.41
2:D:971:GLY:C	2:D:995:ARG:HH12	2.28	0.41
1:E:1150:GLU:O	1:E:1154:ASN:N	2.42	0.41
1:E:1469:PRO:HB2	1:E:1471:ASP:OD1	2.20	0.41
1:E:1524:GLN:HA	1:E:1583:PRO:HG2	2.02	0.41
2:F:356:LYS:HE2	2:F:356:LYS:HB2	1.85	0.41
1:A:1256:ILE:HD13	1:A:1263:PRO:HD3	2.03	0.41
1:A:1395:GLY:O	1:A:1562:LYS:HB3	2.21	0.41
1:A:1439:LEU:HD23	1:A:1439:LEU:HA	1.91	0.41
2:B:43:PHE:HB3	2:D:566:GLY:HA2	2.01	0.41
2:B:111:ASP:OD1	2:B:113:LYS:HB3	2.20	0.41
1:C:1247:LYS:HB2	1:C:1282:THR:HG22	2.01	0.41
1:C:1493:HIS:ND1	1:C:1499:ASP:OD2	2.28	0.41
2:D:790:LYS:NZ	2:F:702:GLU:HG2	2.35	0.41
1:E:1474:MET:HE1	1:E:1499:ASP:H	1.86	0.41
2:F:476:GLY:N	2:F:487:ASN:HB3	2.35	0.41
2:F:1134:ASN:ND2	4:F:1311:NAG:H62	2.36	0.41
1:A:1111:ASP:OD1	1:A:1112:LYS:N	2.54	0.41
1:A:1478:TRP:HA	1:A:1481:LYS:HB2	2.02	0.41
2:B:234:ASN:CG	4:B:1304:NAG:H62	2.46	0.41
2:B:347:PHE:N	2:B:451:TYR:OH	2.54	0.41
2:B:555:SER:HB2	2:B:586:ASP:N	2.36	0.41
2:B:1014:ARG:O	2:B:1018:ILE:HG12	2.21	0.41
2:B:1101:HIS:HB2	2:B:1103:PHE:CZ	2.56	0.41
1:C:1177:ARG:NH1	1:C:1495:GLU:O	2.54	0.41
1:C:1209:VAL:HG11	1:C:1565:PRO:HB3	2.03	0.41
1:C:1267:LEU:HD12	1:C:1272:GLY:HA3	2.03	0.41
1:C:1450:LEU:HB2	1:C:1451:PRO:HD3	2.02	0.41
1:C:1462:MET:SD	1:C:1468:ILE:HB	2.61	0.41
1:C:1474:MET:H	1:C:1495:GLU:CD	2.28	0.41
2:D:64:TRP:HH2	2:D:214:ARG:HH12	1.68	0.41
2:D:67:ALA:N	2:D:263:ALA:O	2.54	0.41
2:D:214:ARG:O	2:D:266:TYR:OH	2.34	0.41
2:D:312:ILE:HD11	2:D:596:SER:CB	2.49	0.41
2:D:345:THR:HB	2:D:347:PHE:CD1	2.56	0.41
2:D:403:ARG:HB3	2:D:504:GLY:O	2.21	0.41
2:D:541:PHE:HZ	2:D:587:ILE:HD12	1.84	0.41
2:D:731:MET:O	2:D:774:GLN:NE2	2.53	0.41
2:D:1033:VAL:HG22	2:D:1034:LEU:HD22	2.03	0.41
1:E:1378:HIS:O	1:E:1382:ASP:N	2.45	0.41
1:E:1507:SER:OG	1:E:1508:ASN:ND2	2.53	0.41

Continued on next page...

Continued from previous page...

Atom-1	Atom-2	Interatomic distance (Å)	Clash overlap (Å)
1:E:1519:THR:HA	1:E:1522:GLN:CD	2.45	0.41
1:E:1539:LEU:HD22	1:E:1586:ASN:ND2	2.36	0.41
1:E:1589:GLU:HB3	1:E:1590:PRO:HD3	2.02	0.41
2:F:428:ASP:OD1	2:F:428:ASP:N	2.48	0.41
2:F:710:ASN:HB2	2:F:1076:THR:HG23	2.02	0.41
2:B:195:LYS:HE2	2:B:204:TYR:HE1	1.85	0.41
1:C:1492:PRO:HD3	1:C:1613:TYR:CG	2.56	0.41
2:D:353:TRP:HE1	2:D:466:ARG:HA	1.86	0.41
1:E:1252:TYR:HB3	1:E:1255:TYR:CD2	2.56	0.41
1:A:13:MET:HE2	1:A:26:ILE:HG12	2.03	0.40
1:A:1177:ARG:NH2	1:A:1495:GLU:OE1	2.35	0.40
1:A:1462:MET:HB3	1:A:1467:GLU:HB2	2.03	0.40
2:B:355:ARG:HD3	2:B:396:TYR:HD2	1.85	0.40
1:C:1279:TYR:OH	1:C:1437:ASN:HB3	2.21	0.40
1:C:1455:MET:HE2	1:C:1480:MET:HG3	2.03	0.40
2:D:444:LYS:HE2	2:D:448:ASN:HA	2.03	0.40
1:E:1048:TRP:CZ2	1:E:1331:SER:HA	2.56	0.40
1:E:1294:THR:OG1	1:E:1366:MET:HG2	2.20	0.40
2:F:378:LYS:HA	2:F:378:LYS:HD3	1.70	0.40
2:F:382:VAL:HG21	2:F:387:LEU:HB3	2.02	0.40
2:F:1028:LYS:O	2:F:1032:CYS:HB2	2.21	0.40
2:F:1093:GLY:HA2	2:F:1107:ARG:HG2	2.03	0.40
1:A:1181:GLU:HG2	1:A:1473:TRP:CZ3	2.56	0.40
2:B:214:ARG:HH21	2:B:217:PRO:HA	1.86	0.40
1:C:1474:MET:HE3	1:C:1500:PRO:HD3	2.03	0.40
1:C:1476:LYS:O	1:C:1480:MET:HG2	2.21	0.40
2:D:531:THR:OG1	2:D:532:ASN:N	2.54	0.40
2:D:1019:ARG:HG3	2:D:1023:ASN:HD21	1.85	0.40
2:D:1093:GLY:CA	2:D:1105:THR:O	2.68	0.40
1:E:1526:GLN:NE2	1:E:1530:CYS:SG	2.74	0.40
2:B:332:ILE:H	2:B:332:ILE:HG13	1.62	0.40
2:B:813:SER:OG	2:B:815:ARG:HG3	2.22	0.40
2:B:961:THR:O	2:B:965:GLN:HG2	2.21	0.40
1:C:1293:VAL:O	1:C:1297:MET:HG3	2.22	0.40
1:C:1438:PHE:HE2	1:C:1540:HIS:HB2	1.86	0.40
1:C:1453:THR:HG21	1:C:1516:TYR:HB2	2.02	0.40
2:D:112:SER:HB2	2:D:133:PHE:O	2.22	0.40
2:D:115:GLN:NE2	4:D:1303:NAG:O3	2.55	0.40
1:E:1142:LEU:HB3	1:E:1147:GLY:HA3	2.03	0.40
1:E:1188:ASN:ND2	1:E:1464:PHE:O	2.55	0.40
2:F:449:TYR:HA	2:F:495:TYR:O	2.21	0.40

Continued on next page...

Continued from previous page...

Atom-1	Atom-2	Interatomic distance (Å)	Clash overlap (Å)
2:F:456:PHE:HD2	2:F:491:PRO:HA	1.86	0.40
2:B:128:ILE:O	2:B:170:TYR:N	2.43	0.40
2:B:645:THR:HG23	2:B:647:ALA:N	2.34	0.40
2:B:870:ILE:O	2:B:874:THR:HG23	2.21	0.40
2:B:988:GLU:O	2:B:991:VAL:HG12	2.21	0.40
2:D:351:TYR:CZ	2:D:492:LEU:HD13	2.56	0.40
2:D:581:THR:O	2:D:583:GLU:N	2.54	0.40
1:E:1134:ASN:HA	1:E:1163:TRP:NE1	2.36	0.40
2:F:393:THR:HG21	2:F:518:LEU:H	1.87	0.40
2:F:452:LEU:HG	2:F:494:SER:HA	2.02	0.40
1:A:1332:MET:HE2	1:A:1342:ALA:HB1	2.03	0.40
2:B:457:ARG:NH1	2:B:459:SER:OG	2.54	0.40
2:B:555:SER:HB3	2:B:584:ILE:O	2.22	0.40
2:D:58:PHE:HB3	2:D:59:PHE:CD2	2.55	0.40
2:D:1050:MET:HE3	2:D:1050:MET:HB2	1.98	0.40
1:E:1069:TRP:O	1:E:1073:LEU:HG	2.21	0.40
1:E:1107:VAL:HG22	1:E:1193:ALA:HB1	2.04	0.40
1:E:1134:ASN:OD1	1:E:1137:ASN:N	2.54	0.40
1:E:1455:MET:HE2	1:E:1485:VAL:HG21	2.04	0.40
1:E:1477:TRP:CG	1:E:1500:PRO:HG3	2.56	0.40

There are no symmetry-related clashes.

5.3 Torsion angles

5.3.1 Protein backbone

In the following table, the Percentiles column shows the percent Ramachandran outliers of the chain as a percentile score with respect to all PDB entries followed by that with respect to all EM entries.

The Analysed column shows the number of residues for which the backbone conformation was analysed, and the total number of residues.

Mol	Chain	Analysed	Favoured	Allowed	Outliers	Percentiles	
1	A	643/680 (95%)	633 (98%)	10 (2%)	0	100	100
1	C	643/680 (95%)	631 (98%)	12 (2%)	0	100	100
1	E	643/680 (95%)	632 (98%)	11 (2%)	0	100	100
2	B	990/1288 (77%)	930 (94%)	60 (6%)	0	100	100

Continued on next page...

Continued from previous page...

Mol	Chain	Analysed	Favoured	Allowed	Outliers	Percentiles	
2	D	984/1288 (76%)	907 (92%)	77 (8%)	0	100	100
2	F	990/1288 (77%)	933 (94%)	57 (6%)	0	100	100
All	All	4893/5904 (83%)	4666 (95%)	227 (5%)	0	100	100

There are no Ramachandran outliers to report.

5.3.2 Protein sidechains [i](#)

In the following table, the Percentiles column shows the percent sidechain outliers of the chain as a percentile score with respect to all PDB entries followed by that with respect to all EM entries.

The Analysed column shows the number of residues for which the sidechain conformation was analysed, and the total number of residues.

Mol	Chain	Analysed	Rotameric	Outliers	Percentiles	
1	A	568/596 (95%)	558 (98%)	10 (2%)	51	68
1	C	565/596 (95%)	548 (97%)	17 (3%)	36	60
1	E	566/596 (95%)	554 (98%)	12 (2%)	47	66
2	B	873/1116 (78%)	817 (94%)	56 (6%)	16	43
2	D	871/1116 (78%)	826 (95%)	45 (5%)	21	48
2	F	877/1116 (79%)	830 (95%)	47 (5%)	20	47
All	All	4320/5136 (84%)	4133 (96%)	187 (4%)	27	52

All (187) residues with a non-rotameric sidechain are listed below:

Mol	Chain	Res	Type
1	A	14	LEU
1	A	28	VAL
1	A	47	LEU
1	A	1038	ASP
1	A	1050	TYR
1	A	1172	VAL
1	A	1183	TYR
1	A	1201	ASP
1	A	1347	THR
1	A	1485	VAL
2	B	47	VAL
2	B	63	THR

Continued on next page...

Continued from previous page...

Mol	Chain	Res	Type
2	B	68	ILE
2	B	87	ASN
2	B	98	SER
2	B	118	LEU
2	B	121	ASN
2	B	126	VAL
2	B	165	ASN
2	B	189	LEU
2	B	197	ILE
2	B	198	ASP
2	B	208	THR
2	B	242	LEU
2	B	267	VAL
2	B	277	LEU
2	B	294	ASP
2	B	310	LYS
2	B	312	ILE
2	B	331	ASN
2	B	332	ILE
2	B	334	ASN
2	B	357	ARG
2	B	362	VAL
2	B	365	TYR
2	B	495	TYR
2	B	524	VAL
2	B	587	ILE
2	B	592	PHE
2	B	595	VAL
2	B	599	THR
2	B	616	ASN
2	B	617	CYS
2	B	622	VAL
2	B	641	ASN
2	B	646	ARG
2	B	656	VAL
2	B	717	ASN
2	B	723	THR
2	B	732	THR
2	B	805	ILE
2	B	811	LYS
2	B	858	LEU
2	B	859	THR

Continued on next page...

Continued from previous page...

Mol	Chain	Res	Type
2	B	869	MET
2	B	887	THR
2	B	909	ILE
2	B	912	THR
2	B	922	LEU
2	B	948	LEU
2	B	1033	VAL
2	B	1077	THR
2	B	1106	GLN
2	B	1113	GLN
2	B	1118	ASP
2	B	1122	VAL
1	C	31	GLN
1	C	36	VAL
1	C	1031	LYS
1	C	1045	LEU
1	C	1183	TYR
1	C	1256	ILE
1	C	1271	TRP
1	C	1325	GLN
1	C	1331	SER
1	C	1367	ASP
1	C	1391	LEU
1	C	1449	THR
1	C	1474	MET
1	C	1499	ASP
1	C	1506	VAL
1	C	1542	CYS
1	C	1557	MET
2	D	47	VAL
2	D	62	VAL
2	D	87	ASN
2	D	90	VAL
2	D	96	GLU
2	D	120	VAL
2	D	125	ASN
2	D	129	LYS
2	D	130	VAL
2	D	166	CYS
2	D	171	VAL
2	D	208	THR
2	D	226	LEU

Continued on next page...

Continued from previous page...

Mol	Chain	Res	Type
2	D	227	VAL
2	D	231	ILE
2	D	354	ASN
2	D	427	ASP
2	D	428	ASP
2	D	493	GLN
2	D	524	VAL
2	D	546	LEU
2	D	551	VAL
2	D	587	ILE
2	D	588	THR
2	D	664	ILE
2	D	676	THR
2	D	724	THR
2	D	734	THR
2	D	738	CYS
2	D	756	TYR
2	D	779	GLN
2	D	791	THR
2	D	859	THR
2	D	866	THR
2	D	881	THR
2	D	909	ILE
2	D	934	ILE
2	D	936	ASP
2	D	1017	GLU
2	D	1033	VAL
2	D	1034	LEU
2	D	1075	PHE
2	D	1077	THR
2	D	1106	GLN
2	D	1122	VAL
1	E	1079	LEU
1	E	1132	VAL
1	E	1201	ASP
1	E	1206	ASP
1	E	1227	GLU
1	E	1331	SER
1	E	1339	VAL
1	E	1400	PHE
1	E	1485	VAL
1	E	1499	ASP

Continued on next page...

Continued from previous page...

Mol	Chain	Res	Type
1	E	1555	PHE
1	E	1574	VAL
2	F	40	ASP
2	F	42	VAL
2	F	47	VAL
2	F	48	LEU
2	F	101	ILE
2	F	165	ASN
2	F	171	VAL
2	F	195	LYS
2	F	213	VAL
2	F	277	LEU
2	F	298	GLU
2	F	312	ILE
2	F	329	PHE
2	F	362	VAL
2	F	367	VAL
2	F	393	THR
2	F	440	ASN
2	F	449	TYR
2	F	495	TYR
2	F	512	VAL
2	F	560	LEU
2	F	599	THR
2	F	710	ASN
2	F	723	THR
2	F	724	THR
2	F	762	GLN
2	F	763	LEU
2	F	786	LYS
2	F	805	ILE
2	F	814	LYS
2	F	823	PHE
2	F	873	TYR
2	F	881	THR
2	F	896	ILE
2	F	911	VAL
2	F	922	LEU
2	F	950	ASP
2	F	996	LEU
2	F	1010	GLN
2	F	1033	VAL

Continued on next page...

Continued from previous page...

Mol	Chain	Res	Type
2	F	1039	ARG
2	F	1041	ASP
2	F	1065	VAL
2	F	1066	THR
2	F	1094	VAL
2	F	1113	GLN
2	F	1136	THR

Sometimes sidechains can be flipped to improve hydrogen bonding and reduce clashes. All (35) such sidechains are listed below:

Mol	Chain	Res	Type
1	A	1042	GLN
1	A	1053	ASN
1	A	1058	ASN
1	A	1061	ASN
1	A	1137	ASN
1	A	1175	GLN
1	A	1522	GLN
1	A	1552	GLN
1	A	1556	ASN
2	B	69	HIS
2	B	125	ASN
2	B	360	ASN
2	B	536	ASN
2	B	901	GLN
1	C	1137	ASN
1	C	1388	GLN
2	D	69	HIS
2	D	437	ASN
2	D	474	GLN
2	D	710	ASN
2	D	764	ASN
2	D	1023	ASN
1	E	1061	ASN
1	E	1089	GLN
1	E	1137	ASN
1	E	1149	ASN
1	E	1188	ASN
1	E	1290	ASN
1	E	1340	GLN
2	F	188	ASN
2	F	474	GLN

Continued on next page...

Continued from previous page...

Mol	Chain	Res	Type
2	F	764	ASN
2	F	777	ASN
2	F	901	GLN
2	F	1108	ASN

5.3.3 RNA ⓘ

There are no RNA molecules in this entry.

5.4 Non-standard residues in protein, DNA, RNA chains ⓘ

There are no non-standard protein/DNA/RNA residues in this entry.

5.5 Carbohydrates ⓘ

24 monosaccharides are modelled in this entry.

In the following table, the Counts columns list the number of bonds (or angles) for which Mogul statistics could be retrieved, the number of bonds (or angles) that are observed in the model and the number of bonds (or angles) that are defined in the Chemical Component Dictionary. The Link column lists molecule types, if any, to which the group is linked. The Z score for a bond length (or angle) is the number of standard deviations the observed value is removed from the expected value. A bond length (or angle) with $|Z| > 2$ is considered an outlier worth inspection. RMSZ is the root-mean-square of all Z scores of the bond lengths (or angles).

Mol	Type	Chain	Res	Link	Bond lengths			Bond angles		
					Counts	RMSZ	$\# Z > 2$	Counts	RMSZ	$\# Z > 2$
3	NAG	G	1	3,2	14,14,15	0.82	1 (7%)	17,19,21	1.28	1 (5%)
3	NAG	G	2	3	14,14,15	0.76	1 (7%)	17,19,21	0.88	1 (5%)
3	NAG	H	1	3,2	14,14,15	0.22	0	17,19,21	0.53	0
3	NAG	H	2	3	14,14,15	0.25	0	17,19,21	0.48	0
3	NAG	I	1	3,2	14,14,15	0.27	0	17,19,21	0.40	0
3	NAG	I	2	3	14,14,15	0.44	0	17,19,21	1.33	2 (11%)
3	NAG	J	1	3,2	14,14,15	0.28	0	17,19,21	0.60	0
3	NAG	J	2	3	14,14,15	0.94	2 (14%)	17,19,21	1.00	1 (5%)
3	NAG	K	1	3,2	14,14,15	0.80	1 (7%)	17,19,21	1.37	1 (5%)
3	NAG	K	2	3	14,14,15	0.48	0	17,19,21	1.34	2 (11%)
3	NAG	L	1	3,2	14,14,15	0.31	0	17,19,21	0.43	0
3	NAG	L	2	3	14,14,15	0.20	0	17,19,21	0.43	0
3	NAG	M	1	3,2	14,14,15	0.77	1 (7%)	17,19,21	1.19	1 (5%)

Mol	Type	Chain	Res	Link	Bond lengths			Bond angles		
					Counts	RMSZ	# Z > 2	Counts	RMSZ	# Z > 2
3	NAG	M	2	3	14,14,15	0.15	0	17,19,21	0.49	0
3	NAG	N	1	3,2	14,14,15	0.27	0	17,19,21	0.58	0
3	NAG	N	2	3	14,14,15	0.25	0	17,19,21	0.47	0
3	NAG	O	1	3,2	14,14,15	0.36	0	17,19,21	0.43	0
3	NAG	O	2	3	14,14,15	0.24	0	17,19,21	0.54	0
3	NAG	P	1	3,2	14,14,15	0.17	0	17,19,21	0.54	0
3	NAG	P	2	3	14,14,15	0.20	0	17,19,21	0.45	0
3	NAG	Q	1	3,2	14,14,15	1.32	1 (7%)	17,19,21	1.10	2 (11%)
3	NAG	Q	2	3	14,14,15	0.39	0	17,19,21	0.63	0
3	NAG	R	1	3,2	14,14,15	0.40	0	17,19,21	1.06	1 (5%)
3	NAG	R	2	3	14,14,15	0.23	0	17,19,21	0.56	0

In the following table, the Chirals column lists the number of chiral outliers, the number of chiral centers analysed, the number of these observed in the model and the number defined in the Chemical Component Dictionary. Similar counts are reported in the Torsion and Rings columns. '-' means no outliers of that kind were identified.

Mol	Type	Chain	Res	Link	Chirals	Torsions	Rings
3	NAG	G	1	3,2	-	0/6/23/26	0/1/1/1
3	NAG	G	2	3	-	3/6/23/26	0/1/1/1
3	NAG	H	1	3,2	-	2/6/23/26	0/1/1/1
3	NAG	H	2	3	-	2/6/23/26	0/1/1/1
3	NAG	I	1	3,2	-	1/6/23/26	0/1/1/1
3	NAG	I	2	3	-	6/6/23/26	0/1/1/1
3	NAG	J	1	3,2	-	4/6/23/26	0/1/1/1
3	NAG	J	2	3	-	3/6/23/26	0/1/1/1
3	NAG	K	1	3,2	-	2/6/23/26	0/1/1/1
3	NAG	K	2	3	-	4/6/23/26	0/1/1/1
3	NAG	L	1	3,2	-	2/6/23/26	0/1/1/1
3	NAG	L	2	3	-	2/6/23/26	0/1/1/1
3	NAG	M	1	3,2	-	3/6/23/26	0/1/1/1
3	NAG	M	2	3	-	4/6/23/26	0/1/1/1
3	NAG	N	1	3,2	-	4/6/23/26	0/1/1/1
3	NAG	N	2	3	-	3/6/23/26	0/1/1/1
3	NAG	O	1	3,2	-	4/6/23/26	0/1/1/1
3	NAG	O	2	3	-	4/6/23/26	0/1/1/1
3	NAG	P	1	3,2	-	4/6/23/26	0/1/1/1
3	NAG	P	2	3	-	4/6/23/26	0/1/1/1

Continued on next page...

Continued from previous page...

Mol	Type	Chain	Res	Link	Chirals	Torsions	Rings
3	NAG	Q	1	3,2	-	1/6/23/26	0/1/1/1
3	NAG	Q	2	3	-	4/6/23/26	0/1/1/1
3	NAG	R	1	3,2	-	2/6/23/26	0/1/1/1
3	NAG	R	2	3	-	2/6/23/26	0/1/1/1

All (7) bond length outliers are listed below:

Mol	Chain	Res	Type	Atoms	Z	Observed(Å)	Ideal(Å)
3	Q	1	NAG	O5-C1	-4.73	1.35	1.43
3	G	1	NAG	O5-C1	2.96	1.48	1.43
3	K	1	NAG	O5-C1	2.89	1.48	1.43
3	J	2	NAG	O5-C1	2.83	1.48	1.43
3	M	1	NAG	O5-C1	2.73	1.48	1.43
3	G	2	NAG	O5-C1	2.19	1.47	1.43
3	J	2	NAG	C1-C2	2.02	1.55	1.52

All (12) bond angle outliers are listed below:

Mol	Chain	Res	Type	Atoms	Z	Observed(°)	Ideal(°)
3	K	1	NAG	C1-O5-C5	5.15	119.09	112.19
3	G	1	NAG	C1-O5-C5	5.03	118.93	112.19
3	I	2	NAG	C2-N2-C7	4.55	129.00	122.90
3	K	2	NAG	C2-N2-C7	4.55	129.00	122.90
3	M	1	NAG	C1-O5-C5	4.55	118.28	112.19
3	J	2	NAG	C1-O5-C5	3.84	117.33	112.19
3	R	1	NAG	C1-O5-C5	3.47	116.84	112.19
3	G	2	NAG	C1-O5-C5	3.35	116.67	112.19
3	Q	1	NAG	C3-C4-C5	2.95	115.58	110.23
3	Q	1	NAG	C4-C3-C2	2.63	114.88	111.02
3	I	2	NAG	C1-C2-N2	2.15	113.83	110.43
3	K	2	NAG	C1-C2-N2	2.06	113.68	110.43

There are no chirality outliers.

All (70) torsion outliers are listed below:

Mol	Chain	Res	Type	Atoms
3	P	2	NAG	C4-C5-C6-O6
3	I	2	NAG	O5-C5-C6-O6
3	N	1	NAG	O5-C5-C6-O6
3	P	2	NAG	O5-C5-C6-O6

Continued on next page...

Continued from previous page...

Mol	Chain	Res	Type	Atoms
3	J	1	NAG	C4-C5-C6-O6
3	N	1	NAG	C4-C5-C6-O6
3	I	2	NAG	C4-C5-C6-O6
3	H	1	NAG	O5-C5-C6-O6
3	O	2	NAG	O5-C5-C6-O6
3	Q	2	NAG	O5-C5-C6-O6
3	H	1	NAG	C4-C5-C6-O6
3	M	2	NAG	C4-C5-C6-O6
3	Q	2	NAG	C4-C5-C6-O6
3	J	1	NAG	O5-C5-C6-O6
3	K	1	NAG	C4-C5-C6-O6
3	O	2	NAG	C4-C5-C6-O6
3	G	2	NAG	C8-C7-N2-C2
3	G	2	NAG	O7-C7-N2-C2
3	I	2	NAG	C8-C7-N2-C2
3	I	2	NAG	O7-C7-N2-C2
3	K	2	NAG	C8-C7-N2-C2
3	K	2	NAG	O7-C7-N2-C2
3	L	2	NAG	C8-C7-N2-C2
3	L	2	NAG	O7-C7-N2-C2
3	M	1	NAG	C8-C7-N2-C2
3	M	1	NAG	O7-C7-N2-C2
3	M	2	NAG	C8-C7-N2-C2
3	M	2	NAG	O7-C7-N2-C2
3	O	1	NAG	C8-C7-N2-C2
3	O	1	NAG	O7-C7-N2-C2
3	P	1	NAG	C8-C7-N2-C2
3	P	1	NAG	O7-C7-N2-C2
3	P	2	NAG	C8-C7-N2-C2
3	P	2	NAG	O7-C7-N2-C2
3	R	1	NAG	C8-C7-N2-C2
3	R	1	NAG	O7-C7-N2-C2
3	R	2	NAG	C8-C7-N2-C2
3	R	2	NAG	O7-C7-N2-C2
3	J	2	NAG	C8-C7-N2-C2
3	J	2	NAG	O7-C7-N2-C2
3	K	1	NAG	O5-C5-C6-O6
3	M	2	NAG	O5-C5-C6-O6
3	N	2	NAG	C4-C5-C6-O6
3	L	1	NAG	O5-C5-C6-O6
3	H	2	NAG	O5-C5-C6-O6
3	I	1	NAG	O5-C5-C6-O6

Continued on next page...

Continued from previous page...

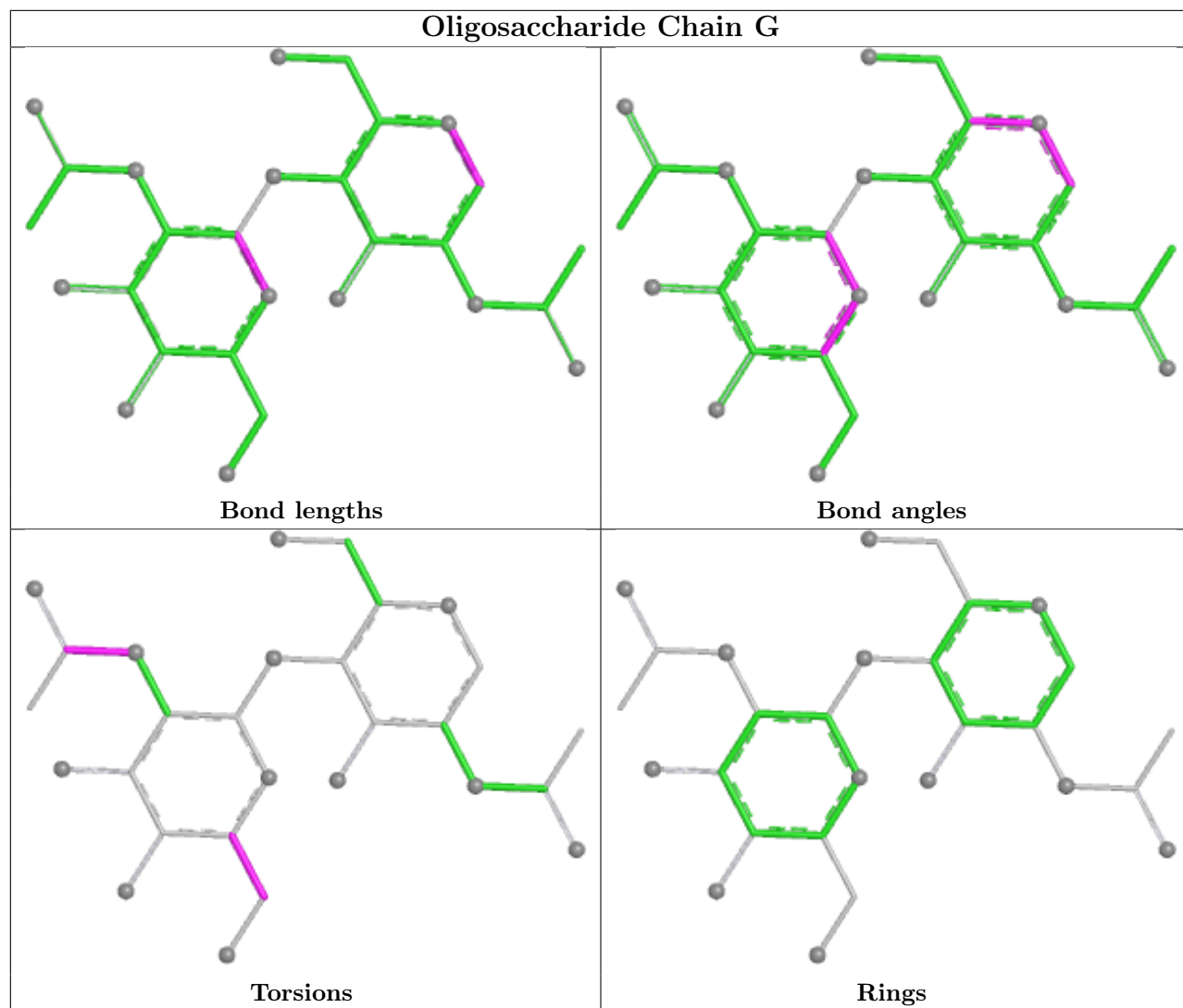
Mol	Chain	Res	Type	Atoms
3	P	1	NAG	C4-C5-C6-O6
3	M	1	NAG	O5-C5-C6-O6
3	G	2	NAG	O5-C5-C6-O6
3	N	2	NAG	O5-C5-C6-O6
3	Q	1	NAG	O5-C5-C6-O6
3	P	1	NAG	O5-C5-C6-O6
3	O	2	NAG	C1-C2-N2-C7
3	J	1	NAG	C1-C2-N2-C7
3	O	1	NAG	C4-C5-C6-O6
3	L	1	NAG	C4-C5-C6-O6
3	N	1	NAG	C3-C2-N2-C7
3	O	2	NAG	C3-C2-N2-C7
3	Q	2	NAG	C3-C2-N2-C7
3	J	2	NAG	O5-C5-C6-O6
3	H	2	NAG	C4-C5-C6-O6
3	I	2	NAG	C1-C2-N2-C7
3	K	2	NAG	C1-C2-N2-C7
3	N	1	NAG	C1-C2-N2-C7
3	N	2	NAG	C1-C2-N2-C7
3	Q	2	NAG	C1-C2-N2-C7
3	I	2	NAG	C3-C2-N2-C7
3	K	2	NAG	C3-C2-N2-C7
3	J	1	NAG	C3-C2-N2-C7
3	O	1	NAG	O5-C5-C6-O6

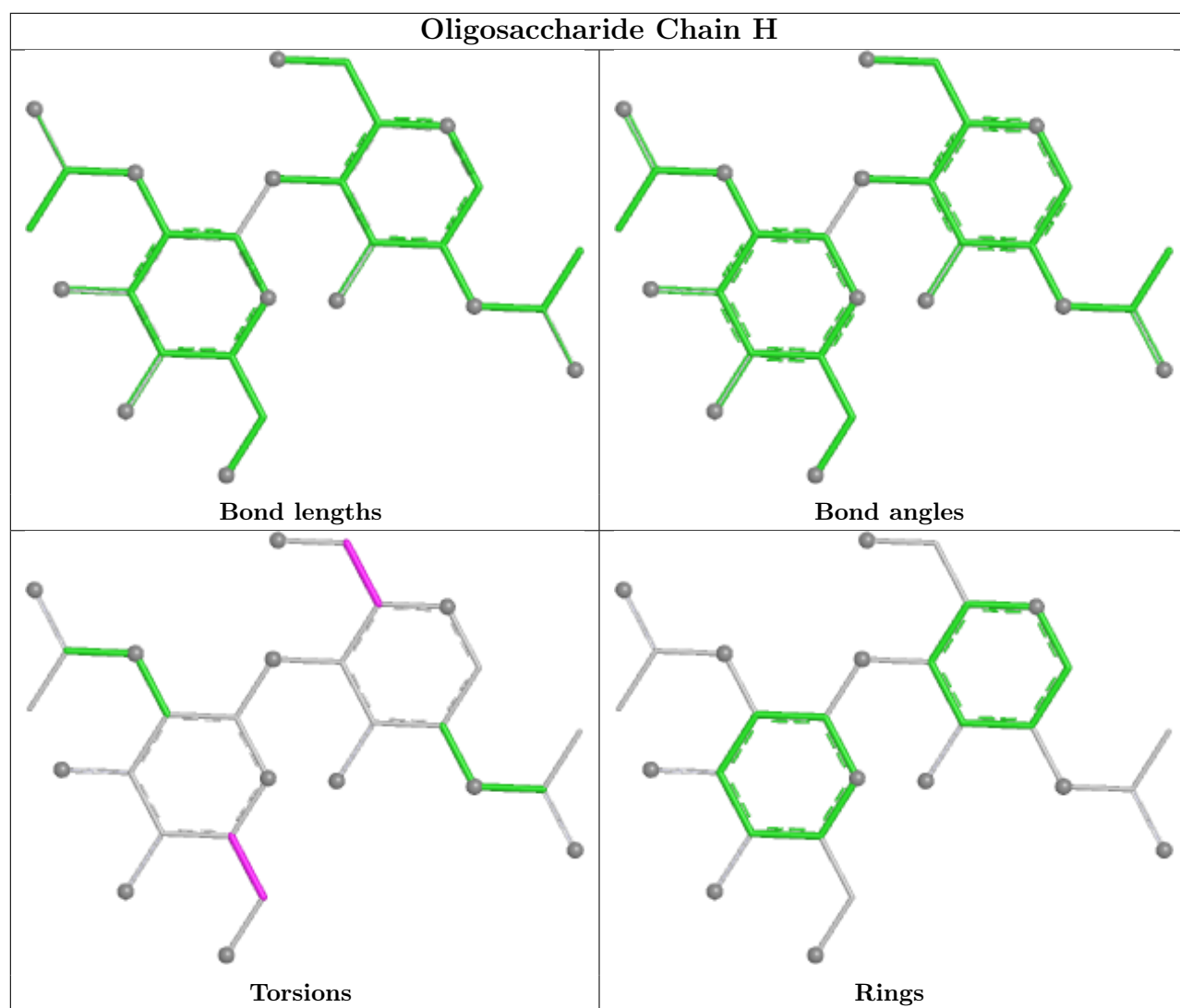
There are no ring outliers.

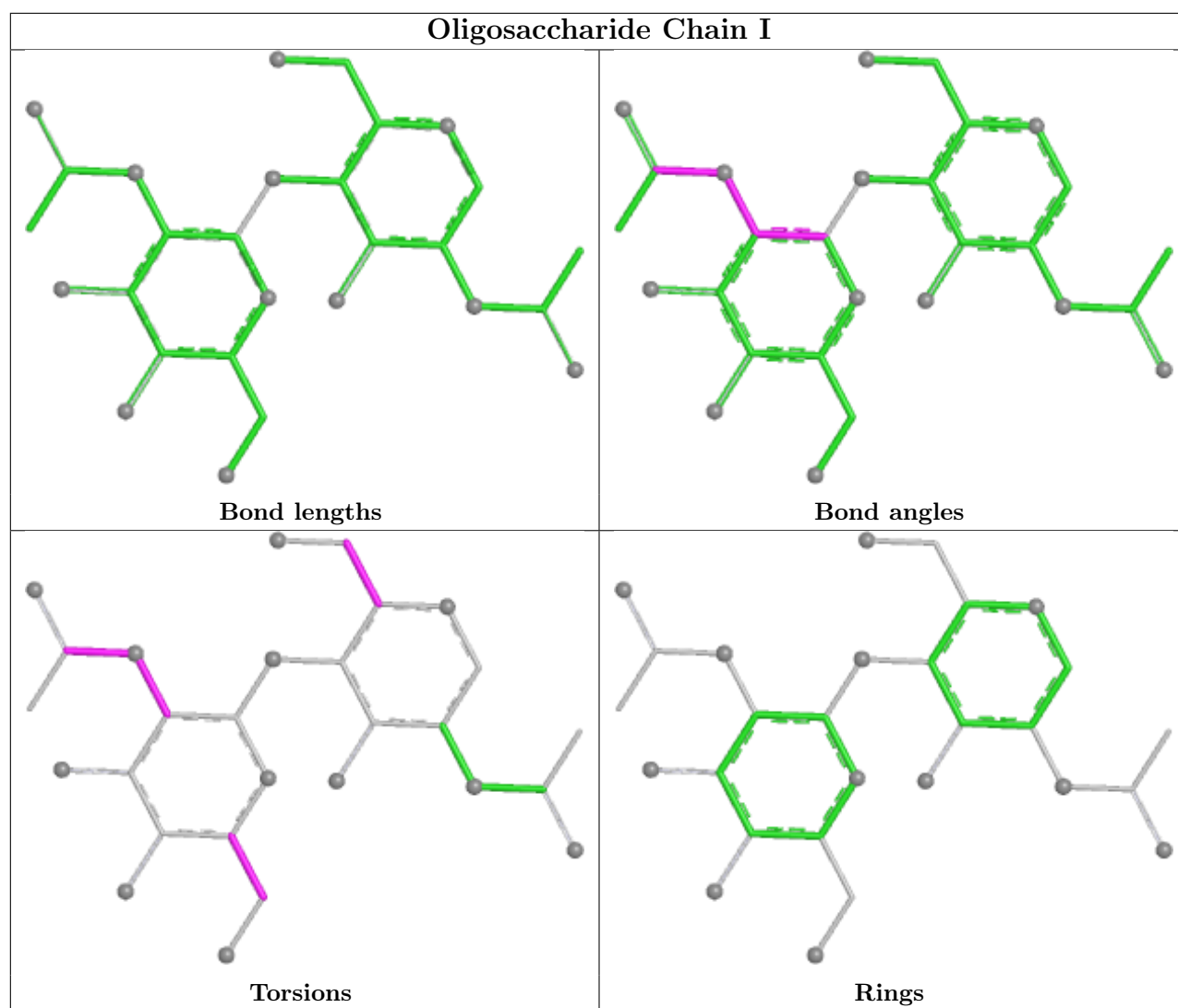
7 monomers are involved in 7 short contacts:

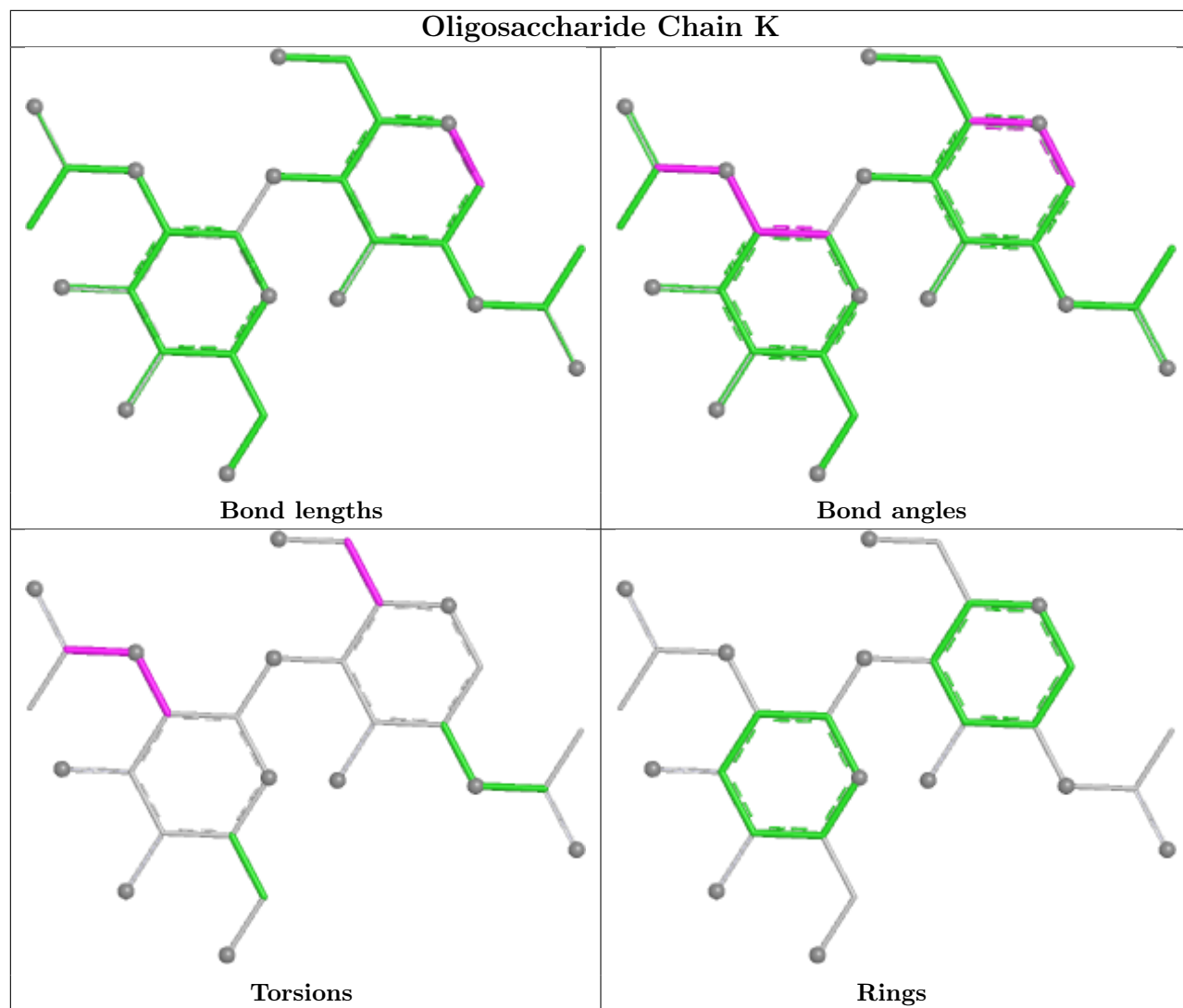
Mol	Chain	Res	Type	Clashes	Symm-Clashes
3	O	1	NAG	1	0
3	I	2	NAG	1	0
3	K	2	NAG	1	0
3	I	1	NAG	1	0
3	P	2	NAG	1	0
3	P	1	NAG	2	0
3	N	2	NAG	1	0

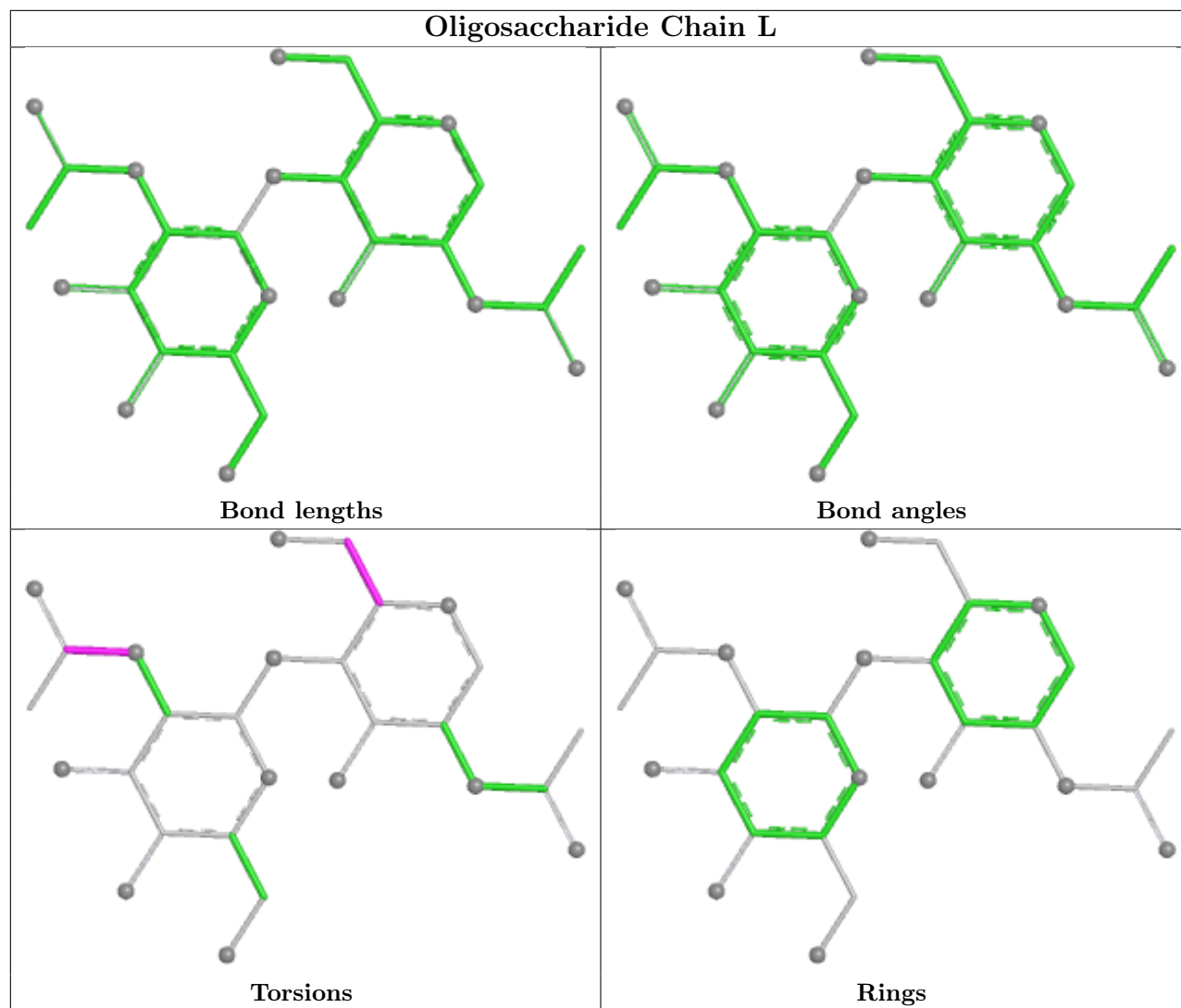
The following is a two-dimensional graphical depiction of Mogul quality analysis of bond lengths, bond angles, torsion angles, and ring geometry for oligosaccharide.

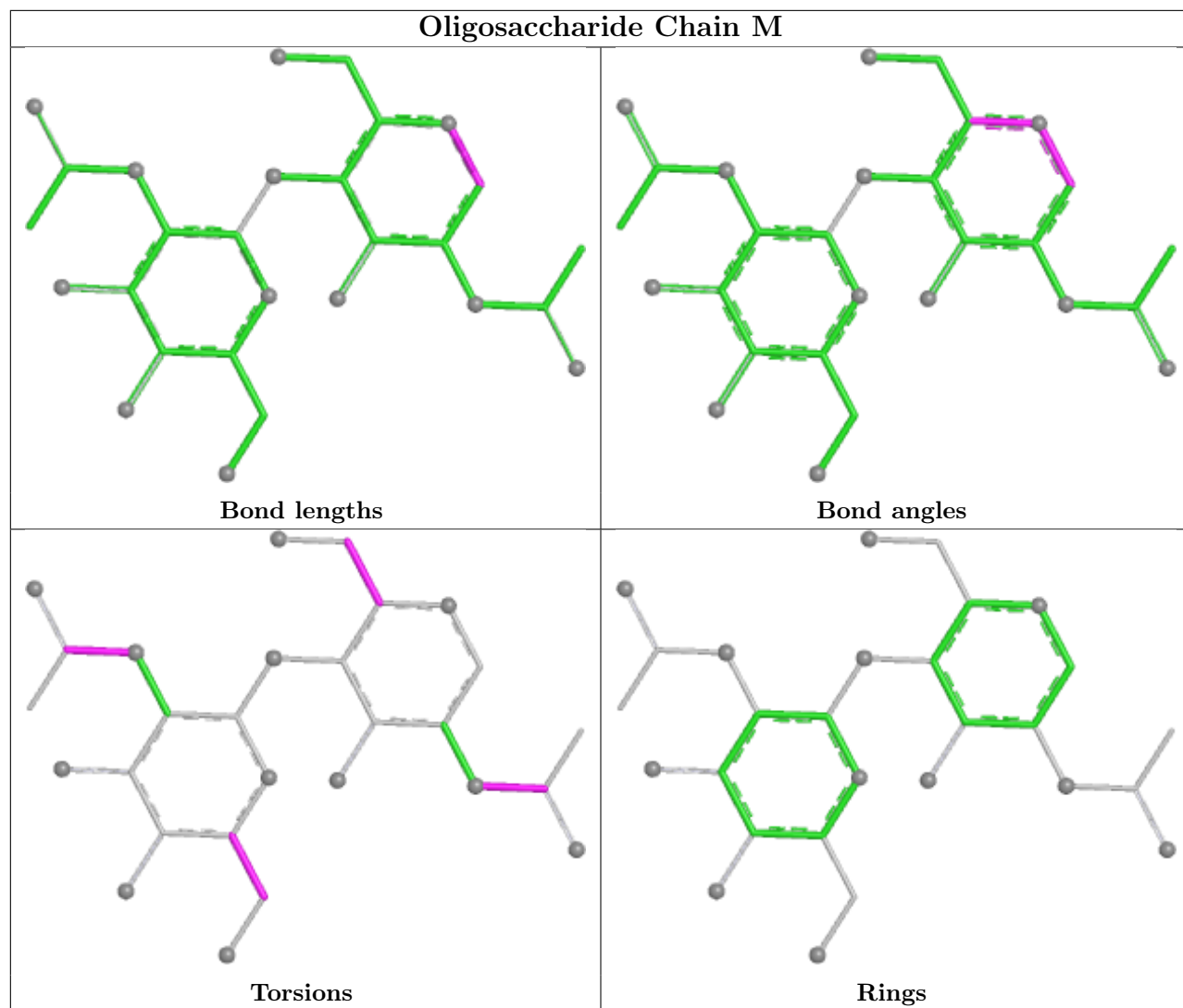


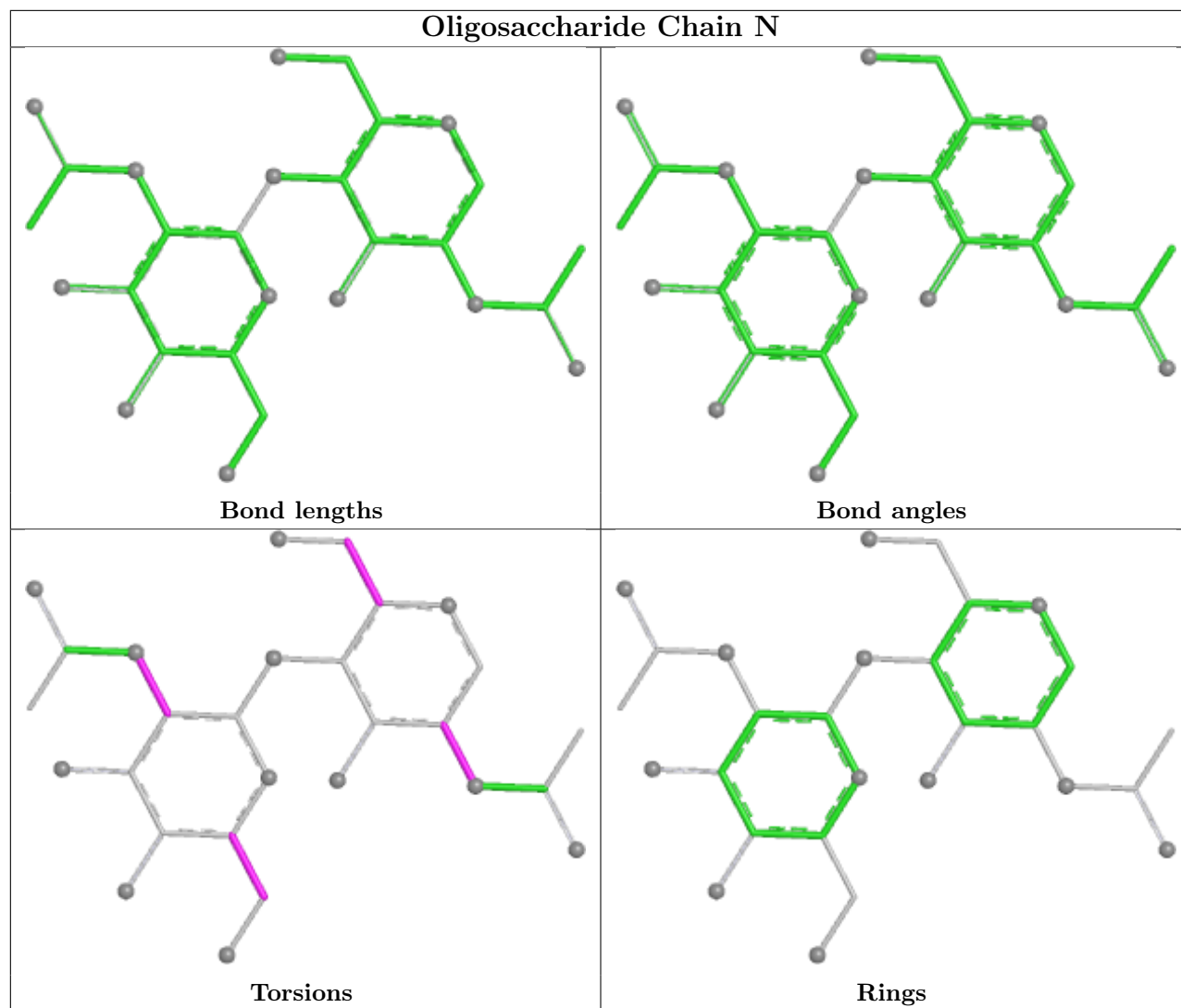


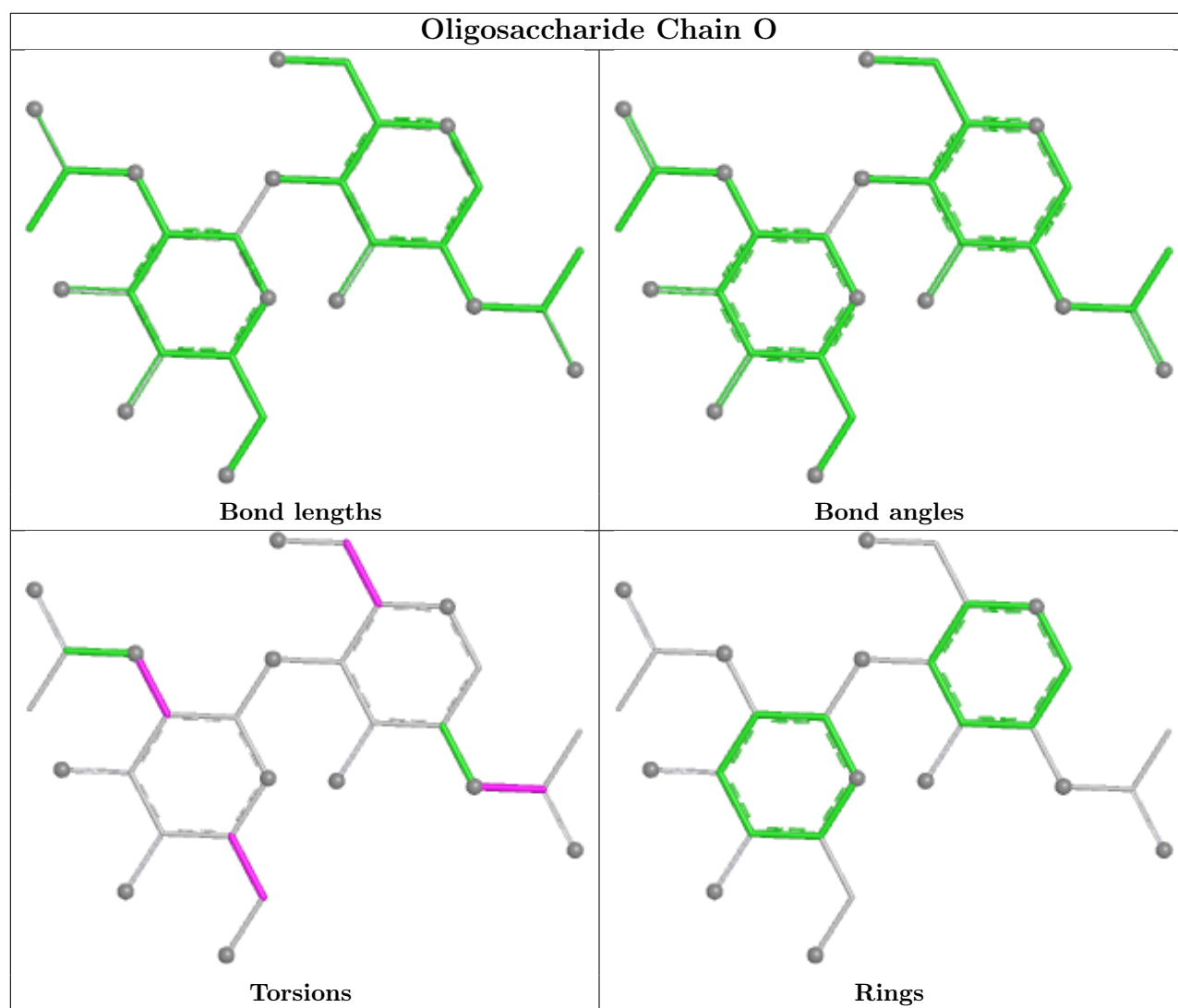


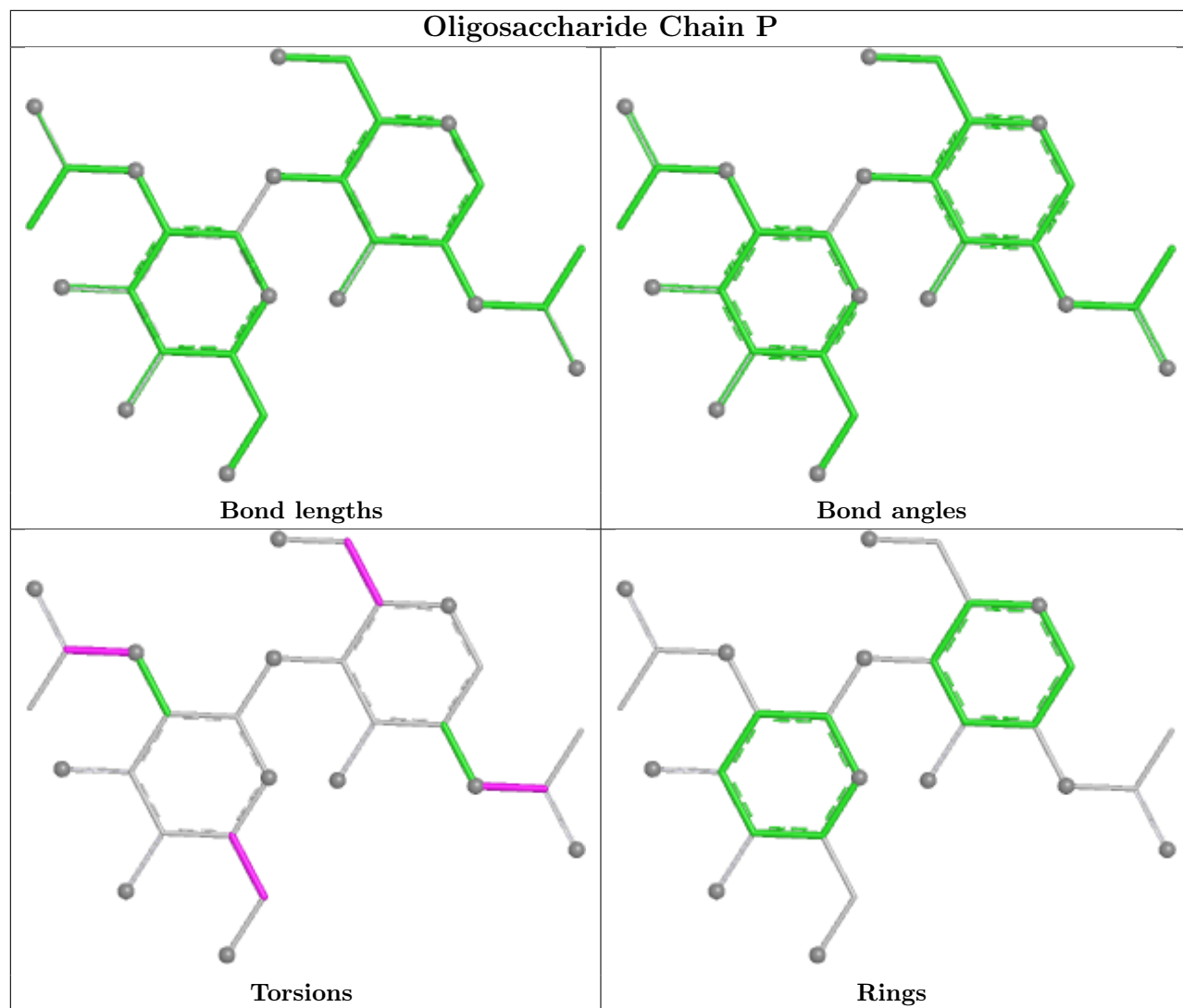


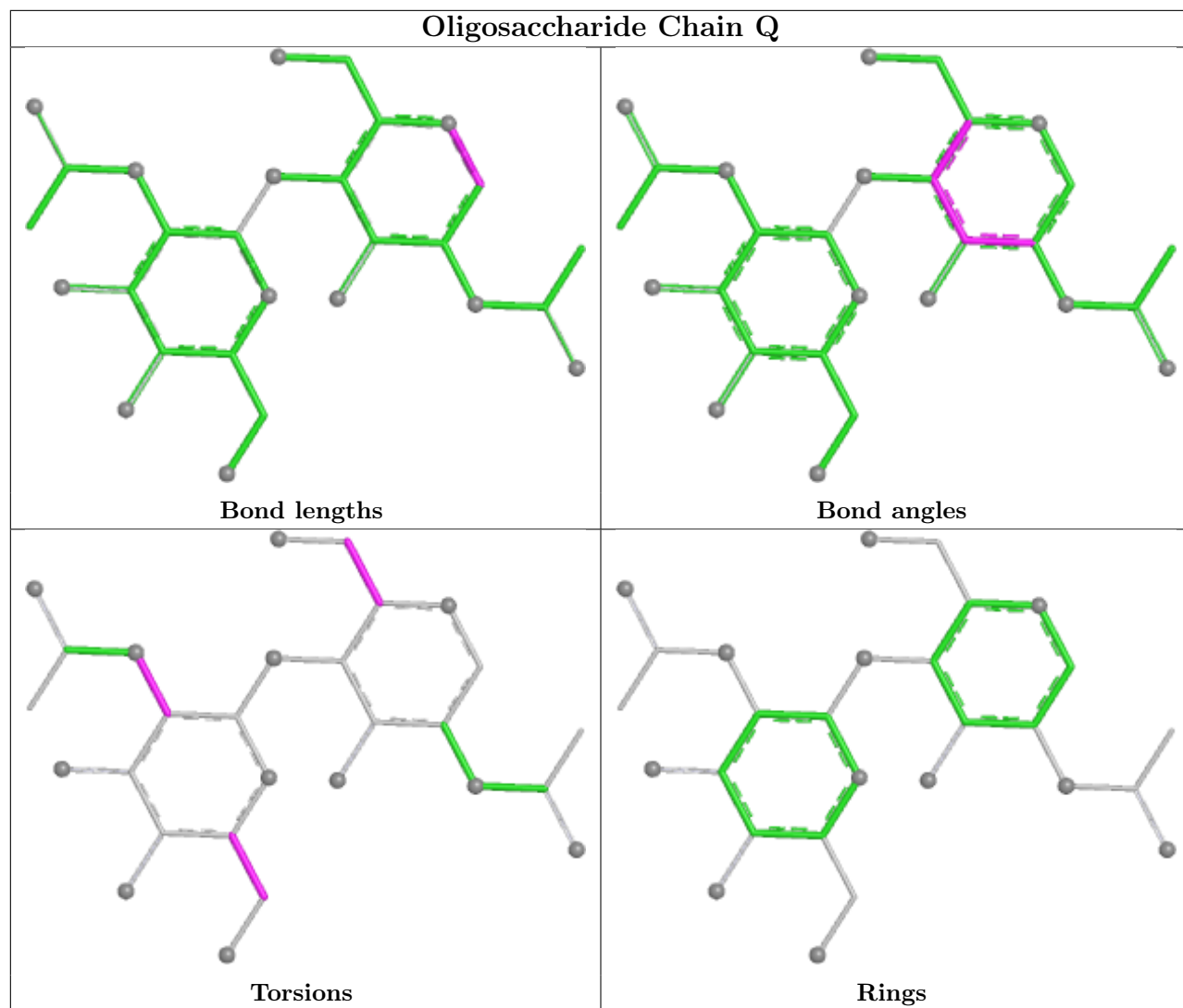


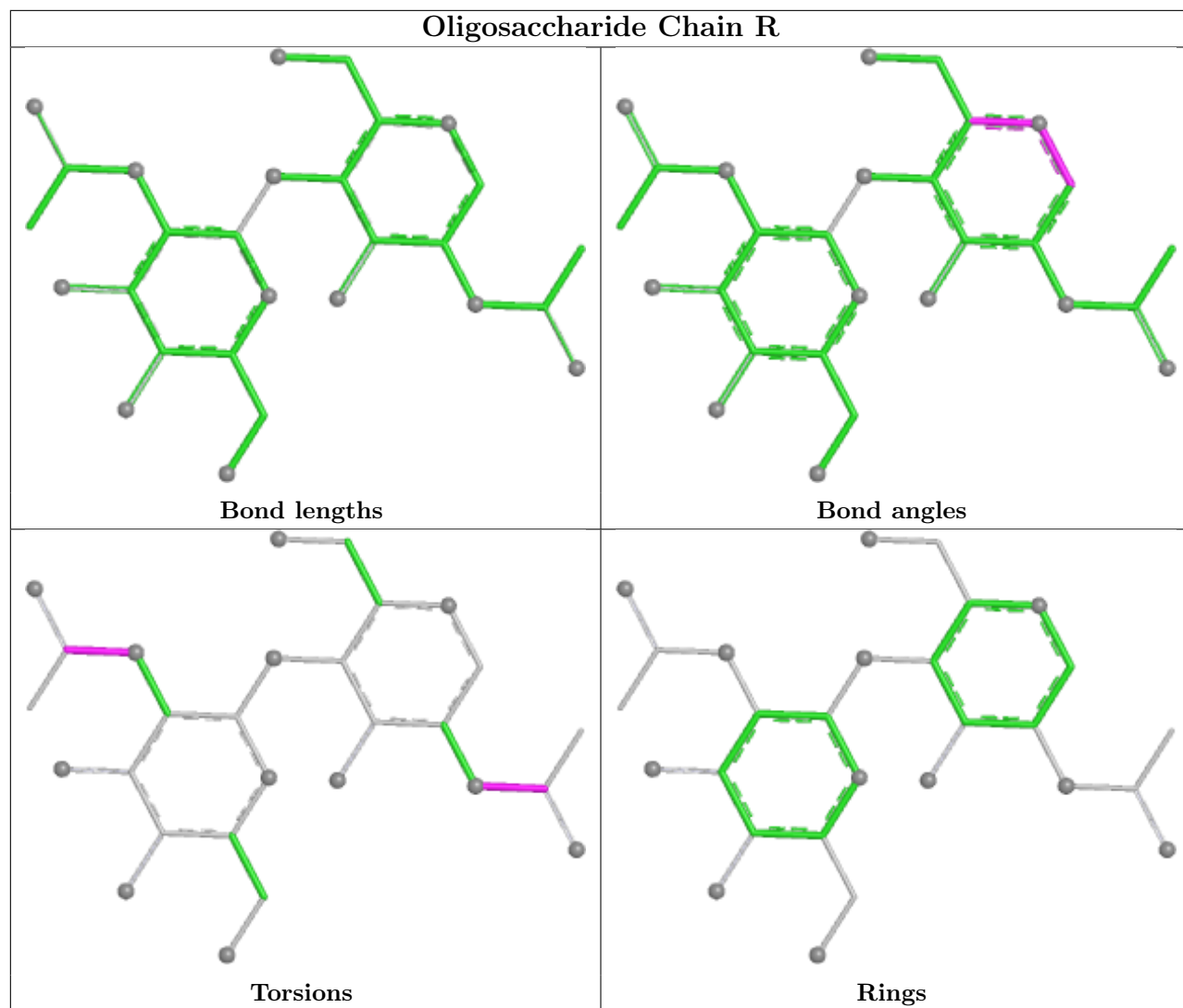


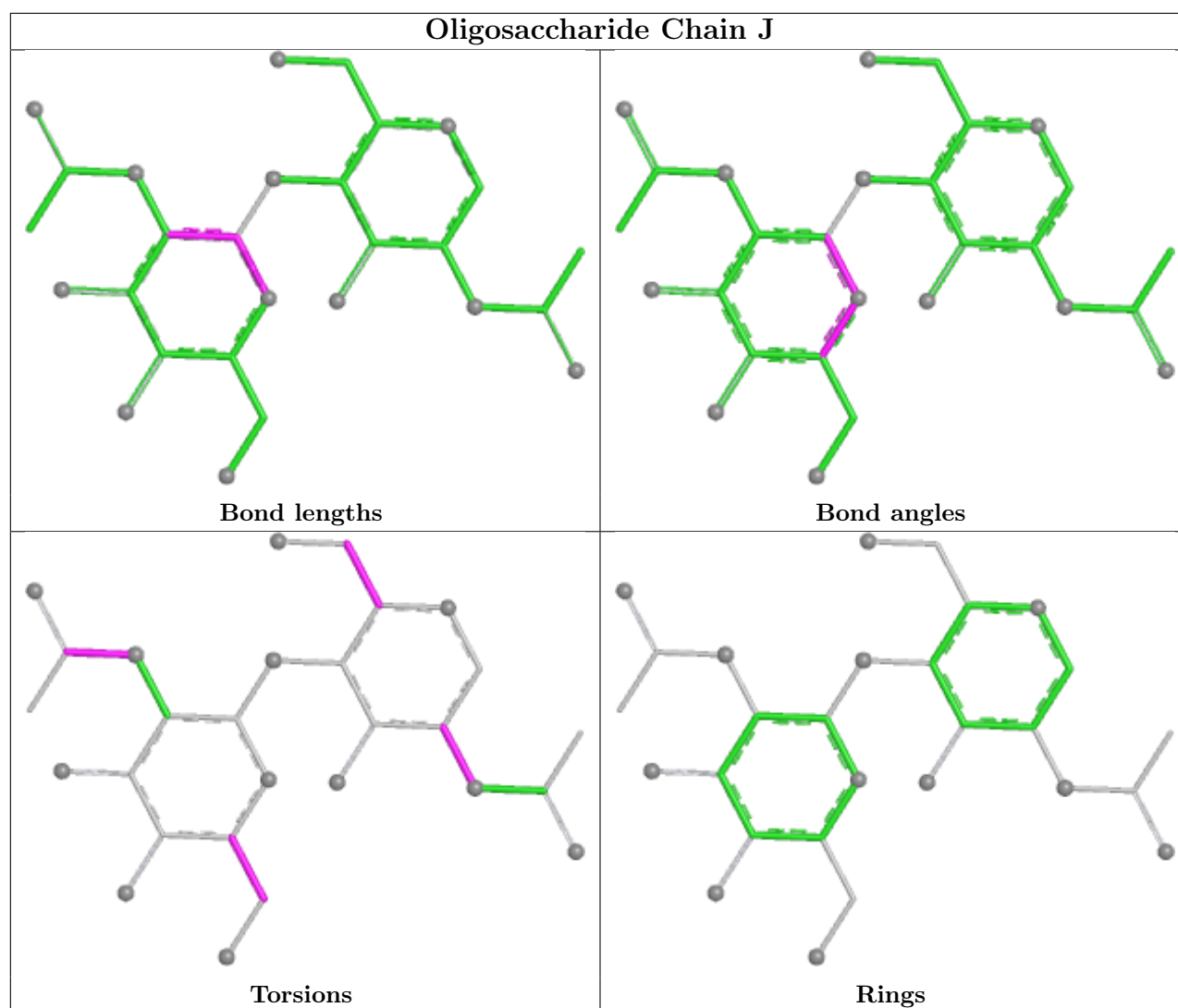












5.6 Ligand geometry [i](#)

33 ligands are modelled in this entry.

In the following table, the Counts columns list the number of bonds (or angles) for which Mogul statistics could be retrieved, the number of bonds (or angles) that are observed in the model and the number of bonds (or angles) that are defined in the Chemical Component Dictionary. The Link column lists molecule types, if any, to which the group is linked. The Z score for a bond length (or angle) is the number of standard deviations the observed value is removed from the expected value. A bond length (or angle) with $|Z| > 2$ is considered an outlier worth inspection. RMSZ is the root-mean-square of all Z scores of the bond lengths (or angles).

Mol	Type	Chain	Res	Link	Bond lengths			Bond angles		
					Counts	RMSZ	$\# Z > 2$	Counts	RMSZ	$\# Z > 2$
4	NAG	F	1304	2	14,14,15	0.22	0	17,19,21	0.44	0
4	NAG	D	1310	2	14,14,15	0.85	1 (7%)	17,19,21	1.07	1 (5%)
4	NAG	B	1306	2	14,14,15	0.42	0	17,19,21	0.36	0

Mol	Type	Chain	Res	Link	Bond lengths			Bond angles		
					Counts	RMSZ	# Z > 2	Counts	RMSZ	# Z > 2
4	NAG	F	1310	2	14,14,15	0.20	0	17,19,21	0.44	0
4	NAG	F	1302	2	14,14,15	0.18	0	17,19,21	0.43	0
4	NAG	B	1304	2	14,14,15	0.43	0	17,19,21	1.32	1 (5%)
4	NAG	B	1307	2	14,14,15	0.75	1 (7%)	17,19,21	0.98	1 (5%)
4	NAG	F	1307	2	14,14,15	0.25	0	17,19,21	0.45	0
4	NAG	D	1306	2	14,14,15	0.65	1 (7%)	17,19,21	0.85	1 (5%)
4	NAG	D	1309	2	14,14,15	0.22	0	17,19,21	0.39	0
4	NAG	D	1307	2	14,14,15	0.20	0	17,19,21	0.46	0
4	NAG	B	1305	2	14,14,15	0.64	1 (7%)	17,19,21	0.71	0
4	NAG	D	1308	2	14,14,15	0.19	0	17,19,21	0.49	0
4	NAG	D	1312	2	14,14,15	0.35	0	17,19,21	0.34	0
4	NAG	F	1303	2	14,14,15	0.37	0	17,19,21	1.26	1 (5%)
4	NAG	B	1301	2	14,14,15	0.49	0	17,19,21	0.38	0
4	NAG	D	1302	2	14,14,15	0.90	2 (14%)	17,19,21	0.88	1 (5%)
4	NAG	D	1305	2	14,14,15	0.24	0	17,19,21	0.39	0
4	NAG	D	1301	2	14,14,15	0.25	0	17,19,21	0.47	0
4	NAG	D	1304	2	14,14,15	0.22	0	17,19,21	0.45	0
4	NAG	B	1310	2	14,14,15	0.22	0	17,19,21	0.58	0
4	NAG	F	1308	2	14,14,15	0.29	0	17,19,21	0.50	0
4	NAG	F	1311	2	14,14,15	0.91	1 (7%)	17,19,21	1.54	3 (17%)
4	NAG	B	1308	2	14,14,15	0.22	0	17,19,21	0.42	0
4	NAG	D	1311	2	14,14,15	0.24	0	17,19,21	0.45	0
4	NAG	B	1303	2	14,14,15	0.30	0	17,19,21	1.35	1 (5%)
4	NAG	F	1301	2	14,14,15	0.21	0	17,19,21	0.50	0
4	NAG	F	1309	2	14,14,15	0.28	0	17,19,21	0.49	0
4	NAG	B	1309	2	14,14,15	0.34	0	17,19,21	0.52	0
4	NAG	F	1305	2	14,14,15	0.22	0	17,19,21	0.42	0
4	NAG	F	1306	2	14,14,15	0.39	0	17,19,21	1.27	1 (5%)
4	NAG	D	1303	2	14,14,15	0.58	0	17,19,21	0.96	2 (11%)
4	NAG	B	1302	2	14,14,15	0.34	0	17,19,21	0.33	0

In the following table, the Chirals column lists the number of chiral outliers, the number of chiral centers analysed, the number of these observed in the model and the number defined in the Chemical Component Dictionary. Similar counts are reported in the Torsion and Rings columns. '-' means no outliers of that kind were identified.

Mol	Type	Chain	Res	Link	Chirals	Torsions	Rings
4	NAG	F	1304	2	-	2/6/23/26	0/1/1/1
4	NAG	D	1310	2	-	2/6/23/26	0/1/1/1
4	NAG	B	1306	2	-	2/6/23/26	0/1/1/1

Continued on next page...

Continued from previous page...

Mol	Type	Chain	Res	Link	Chirals	Torsions	Rings
4	NAG	F	1310	2	-	4/6/23/26	0/1/1/1
4	NAG	F	1302	2	-	3/6/23/26	0/1/1/1
4	NAG	B	1304	2	-	2/6/23/26	0/1/1/1
4	NAG	B	1307	2	-	2/6/23/26	0/1/1/1
4	NAG	F	1307	2	-	0/6/23/26	0/1/1/1
4	NAG	D	1306	2	-	2/6/23/26	0/1/1/1
4	NAG	D	1309	2	-	2/6/23/26	0/1/1/1
4	NAG	D	1307	2	-	2/6/23/26	0/1/1/1
4	NAG	B	1305	2	-	4/6/23/26	0/1/1/1
4	NAG	D	1308	2	-	2/6/23/26	0/1/1/1
4	NAG	D	1312	2	-	2/6/23/26	0/1/1/1
4	NAG	F	1303	2	-	1/6/23/26	0/1/1/1
4	NAG	B	1301	2	-	4/6/23/26	0/1/1/1
4	NAG	D	1302	2	-	3/6/23/26	0/1/1/1
4	NAG	D	1305	2	-	1/6/23/26	0/1/1/1
4	NAG	D	1301	2	-	2/6/23/26	0/1/1/1
4	NAG	D	1304	2	-	1/6/23/26	0/1/1/1
4	NAG	B	1310	2	-	2/6/23/26	0/1/1/1
4	NAG	F	1308	2	-	2/6/23/26	0/1/1/1
4	NAG	F	1311	2	-	3/6/23/26	0/1/1/1
4	NAG	B	1308	2	-	2/6/23/26	0/1/1/1
4	NAG	D	1311	2	-	0/6/23/26	0/1/1/1
4	NAG	B	1303	2	-	0/6/23/26	0/1/1/1
4	NAG	F	1301	2	-	4/6/23/26	0/1/1/1
4	NAG	F	1309	2	-	2/6/23/26	0/1/1/1
4	NAG	B	1309	2	-	2/6/23/26	0/1/1/1
4	NAG	F	1305	2	-	2/6/23/26	0/1/1/1
4	NAG	F	1306	2	-	1/6/23/26	0/1/1/1
4	NAG	D	1303	2	-	4/6/23/26	0/1/1/1
4	NAG	B	1302	2	-	2/6/23/26	0/1/1/1

All (7) bond length outliers are listed below:

Mol	Chain	Res	Type	Atoms	Z	Observed(Å)	Ideal(Å)
4	D	1310	NAG	O5-C1	2.76	1.48	1.43
4	F	1311	NAG	C1-C2	2.74	1.56	1.52
4	D	1302	NAG	O5-C1	2.52	1.47	1.43

Continued on next page...

Continued from previous page...

Mol	Chain	Res	Type	Atoms	Z	Observed(Å)	Ideal(Å)
4	B	1307	NAG	O5-C1	2.42	1.47	1.43
4	B	1305	NAG	O5-C1	-2.27	1.39	1.43
4	D	1306	NAG	O5-C1	-2.18	1.40	1.43
4	D	1302	NAG	C1-C2	2.07	1.55	1.52

All (13) bond angle outliers are listed below:

Mol	Chain	Res	Type	Atoms	Z	Observed(°)	Ideal(°)
4	B	1304	NAG	C1-O5-C5	5.06	118.96	112.19
4	B	1303	NAG	C1-O5-C5	4.97	118.84	112.19
4	F	1306	NAG	C1-O5-C5	4.87	118.71	112.19
4	F	1311	NAG	C1-O5-C5	4.86	118.70	112.19
4	F	1303	NAG	C1-O5-C5	4.79	118.61	112.19
4	D	1310	NAG	C1-O5-C5	4.13	117.72	112.19
4	B	1307	NAG	C1-O5-C5	3.77	117.24	112.19
4	D	1302	NAG	C1-O5-C5	3.32	116.64	112.19
4	D	1303	NAG	C1-O5-C5	2.32	115.30	112.19
4	F	1311	NAG	C2-N2-C7	2.31	126.00	122.90
4	D	1303	NAG	C3-C4-C5	2.16	114.15	110.23
4	D	1306	NAG	C3-C4-C5	2.07	113.99	110.23
4	F	1311	NAG	C1-C2-N2	2.07	113.69	110.43

There are no chirality outliers.

All (69) torsion outliers are listed below:

Mol	Chain	Res	Type	Atoms
4	F	1311	NAG	C1-C2-N2-C7
4	F	1309	NAG	C4-C5-C6-O6
4	D	1308	NAG	O5-C5-C6-O6
4	B	1301	NAG	O5-C5-C6-O6
4	B	1302	NAG	C4-C5-C6-O6
4	D	1306	NAG	C4-C5-C6-O6
4	B	1305	NAG	C4-C5-C6-O6
4	B	1308	NAG	C4-C5-C6-O6
4	F	1309	NAG	O5-C5-C6-O6
4	B	1305	NAG	O5-C5-C6-O6
4	F	1310	NAG	C4-C5-C6-O6
4	D	1301	NAG	O5-C5-C6-O6
4	D	1309	NAG	O5-C5-C6-O6
4	D	1310	NAG	O5-C5-C6-O6
4	F	1305	NAG	O5-C5-C6-O6
4	F	1311	NAG	O5-C5-C6-O6

Continued on next page...

Continued from previous page...

Mol	Chain	Res	Type	Atoms
4	B	1309	NAG	C4-C5-C6-O6
4	D	1307	NAG	O5-C5-C6-O6
4	D	1310	NAG	C4-C5-C6-O6
4	B	1304	NAG	O5-C5-C6-O6
4	F	1301	NAG	O5-C5-C6-O6
4	B	1301	NAG	C4-C5-C6-O6
4	B	1308	NAG	O5-C5-C6-O6
4	D	1308	NAG	C4-C5-C6-O6
4	D	1312	NAG	C4-C5-C6-O6
4	D	1303	NAG	O5-C5-C6-O6
4	D	1307	NAG	C4-C5-C6-O6
4	B	1302	NAG	O5-C5-C6-O6
4	D	1312	NAG	O5-C5-C6-O6
4	D	1301	NAG	C4-C5-C6-O6
4	D	1306	NAG	O5-C5-C6-O6
4	F	1301	NAG	C4-C5-C6-O6
4	F	1310	NAG	O5-C5-C6-O6
4	B	1309	NAG	O5-C5-C6-O6
4	F	1311	NAG	C4-C5-C6-O6
4	B	1304	NAG	C4-C5-C6-O6
4	D	1309	NAG	C4-C5-C6-O6
4	F	1305	NAG	C4-C5-C6-O6
4	B	1301	NAG	C8-C7-N2-C2
4	B	1301	NAG	O7-C7-N2-C2
4	B	1306	NAG	C8-C7-N2-C2
4	B	1306	NAG	O7-C7-N2-C2
4	D	1302	NAG	C8-C7-N2-C2
4	D	1302	NAG	O7-C7-N2-C2
4	F	1302	NAG	C8-C7-N2-C2
4	F	1302	NAG	O7-C7-N2-C2
4	F	1304	NAG	C8-C7-N2-C2
4	F	1304	NAG	O7-C7-N2-C2
4	F	1308	NAG	C8-C7-N2-C2
4	F	1308	NAG	O7-C7-N2-C2
4	F	1310	NAG	C8-C7-N2-C2
4	F	1310	NAG	O7-C7-N2-C2
4	D	1303	NAG	C4-C5-C6-O6
4	F	1306	NAG	O5-C5-C6-O6
4	D	1302	NAG	O5-C5-C6-O6
4	F	1302	NAG	O5-C5-C6-O6
4	F	1303	NAG	O5-C5-C6-O6
4	D	1305	NAG	O5-C5-C6-O6

Continued on next page...

Continued from previous page...

Mol	Chain	Res	Type	Atoms
4	B	1305	NAG	C1-C2-N2-C7
4	B	1310	NAG	C1-C2-N2-C7
4	D	1303	NAG	C1-C2-N2-C7
4	F	1301	NAG	C1-C2-N2-C7
4	B	1305	NAG	C3-C2-N2-C7
4	B	1310	NAG	C3-C2-N2-C7
4	F	1301	NAG	C3-C2-N2-C7
4	B	1307	NAG	C4-C5-C6-O6
4	D	1304	NAG	C1-C2-N2-C7
4	D	1303	NAG	C3-C2-N2-C7
4	B	1307	NAG	O5-C5-C6-O6

There are no ring outliers.

7 monomers are involved in 10 short contacts:

Mol	Chain	Res	Type	Clashes	Symm-Clashes
4	D	1310	NAG	2	0
4	F	1302	NAG	1	0
4	B	1304	NAG	1	0
4	F	1307	NAG	2	0
4	D	1307	NAG	1	0
4	F	1311	NAG	2	0
4	D	1303	NAG	1	0

5.7 Other polymers [i](#)

There are no such residues in this entry.

5.8 Polymer linkage issues [i](#)

There are no chain breaks in this entry.

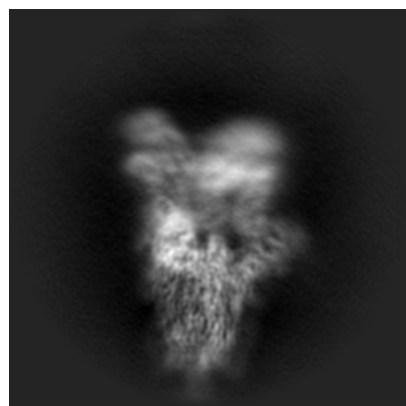
6 Map visualisation [i](#)

This section contains visualisations of the EMDB entry EMD-44725. These allow visual inspection of the internal detail of the map and identification of artifacts.

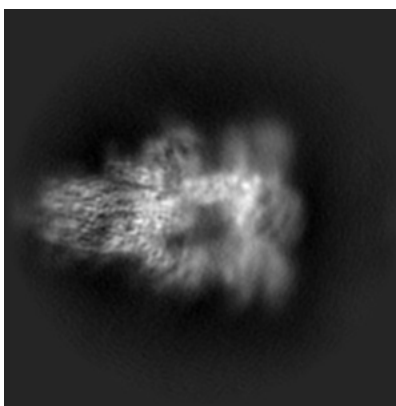
Images derived from a raw map, generated by summing the deposited half-maps, are presented below the corresponding image components of the primary map to allow further visual inspection and comparison with those of the primary map.

6.1 Orthogonal projections [i](#)

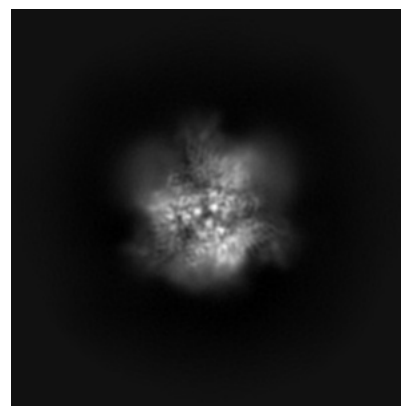
6.1.1 Primary map



X

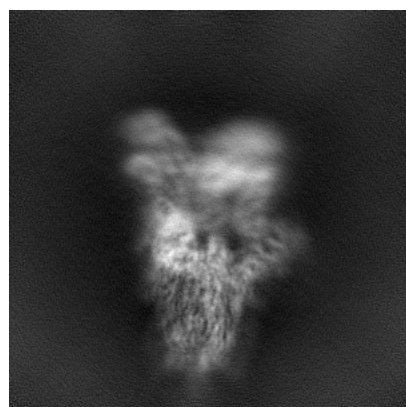


Y

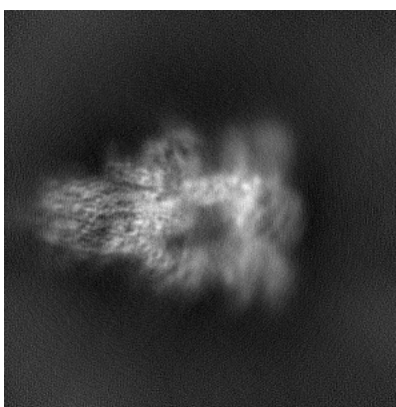


Z

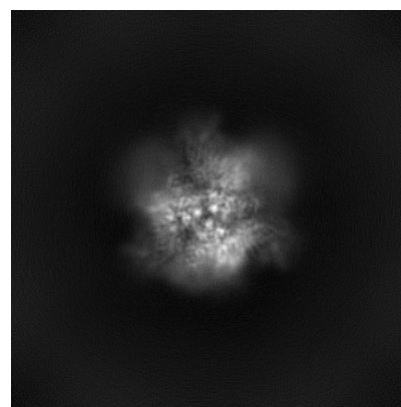
6.1.2 Raw map



X



Y

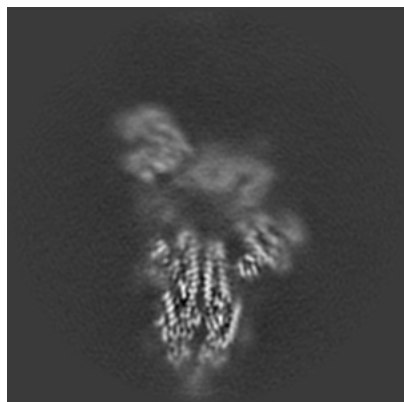


Z

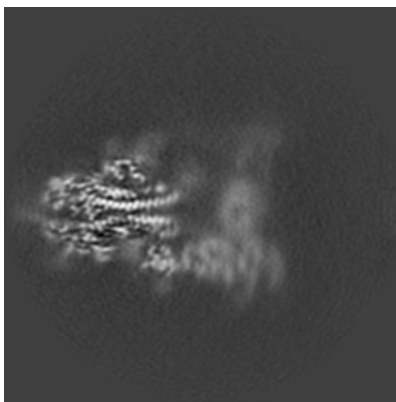
The images above show the map projected in three orthogonal directions.

6.2 Central slices [i](#)

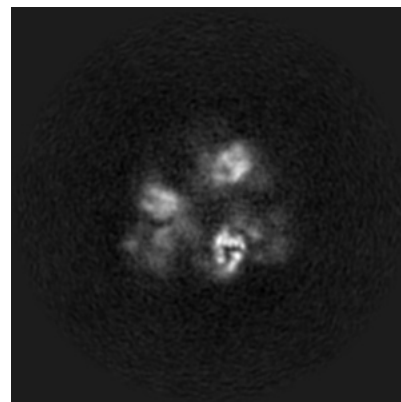
6.2.1 Primary map



X Index: 192

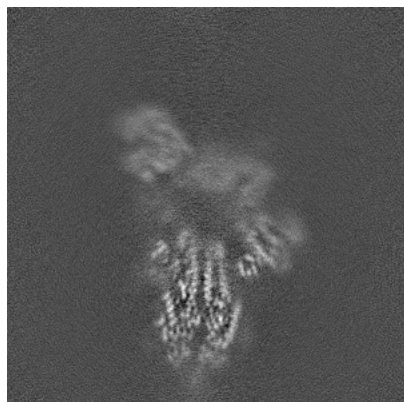


Y Index: 192

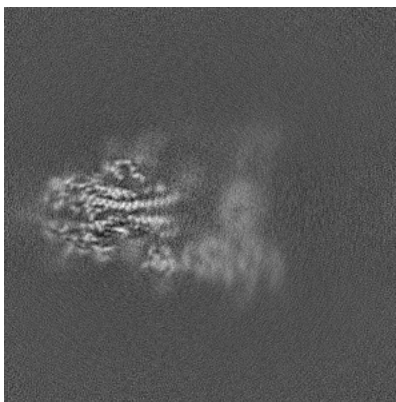


Z Index: 192

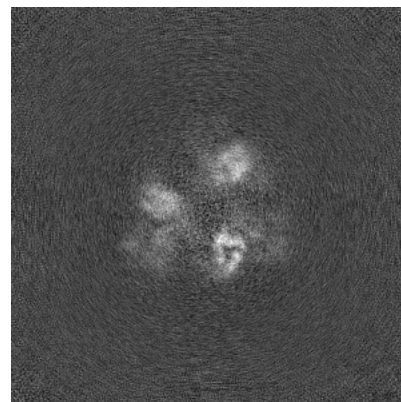
6.2.2 Raw map



X Index: 192



Y Index: 192

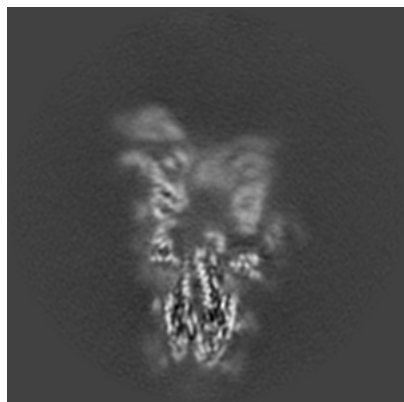


Z Index: 192

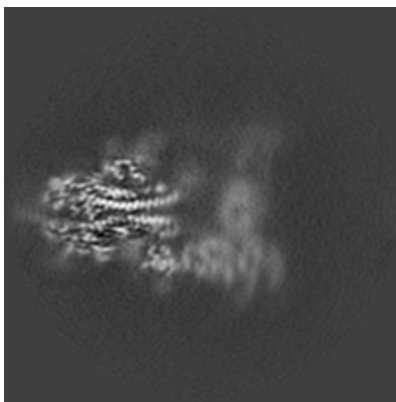
The images above show central slices of the map in three orthogonal directions.

6.3 Largest variance slices [i](#)

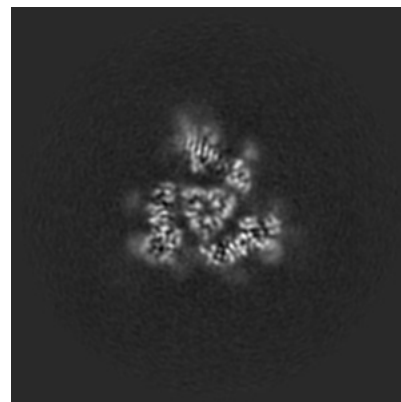
6.3.1 Primary map



X Index: 204

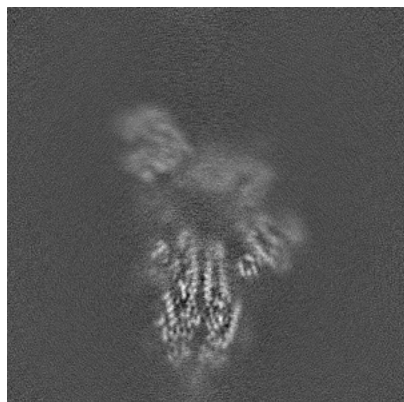


Y Index: 192

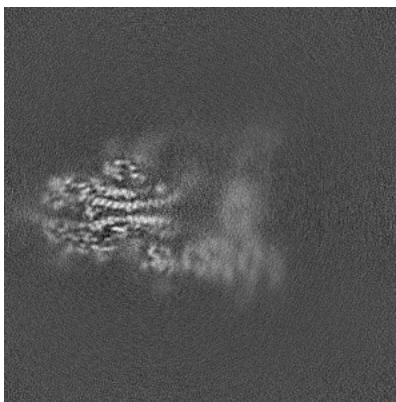


Z Index: 148

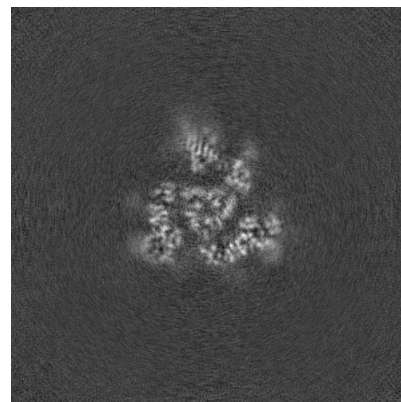
6.3.2 Raw map



X Index: 192



Y Index: 191



Z Index: 148


The images above show the largest variance slices of the map in three orthogonal directions.

6.4 Orthogonal standard-deviation projections (False-color) [i](#)


6.4.1 Primary map



X

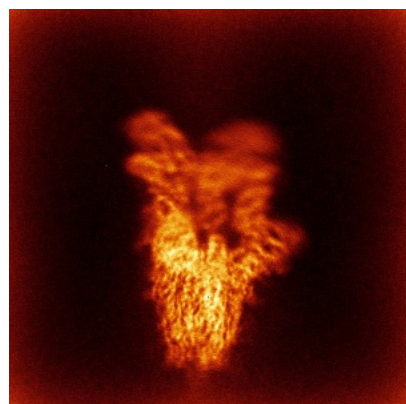


Y




Z


6.4.2 Raw map



X



Y



Z

The images above show the map standard deviation projections with false color in three orthogonal directions. Minimum values are shown in green, max in blue, and dark to light orange shades represent small to large values respectively.

6.5 Orthogonal surface views [i](#)

6.5.1 Primary map



X



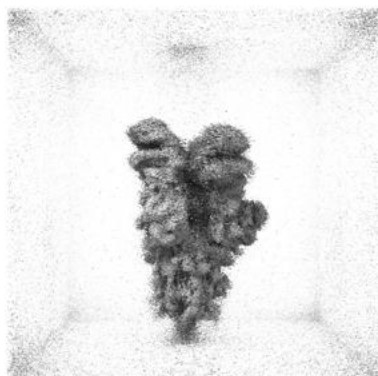
Y




Z

The images above show the 3D surface view of the map at the recommended contour level 0.04. These images, in conjunction with the slice images, may facilitate assessment of whether an appropriate contour level has been provided.

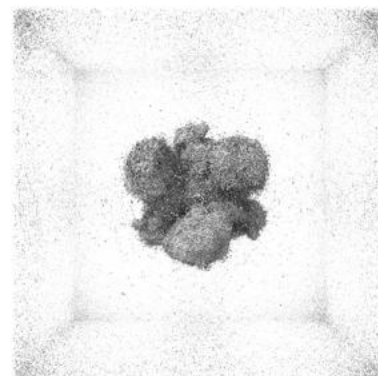
6.5.2 Raw map



X



Y



Z

These images show the 3D surface of the raw map. The raw map's contour level was selected so that its surface encloses the same volume as the primary map does at its recommended contour level.

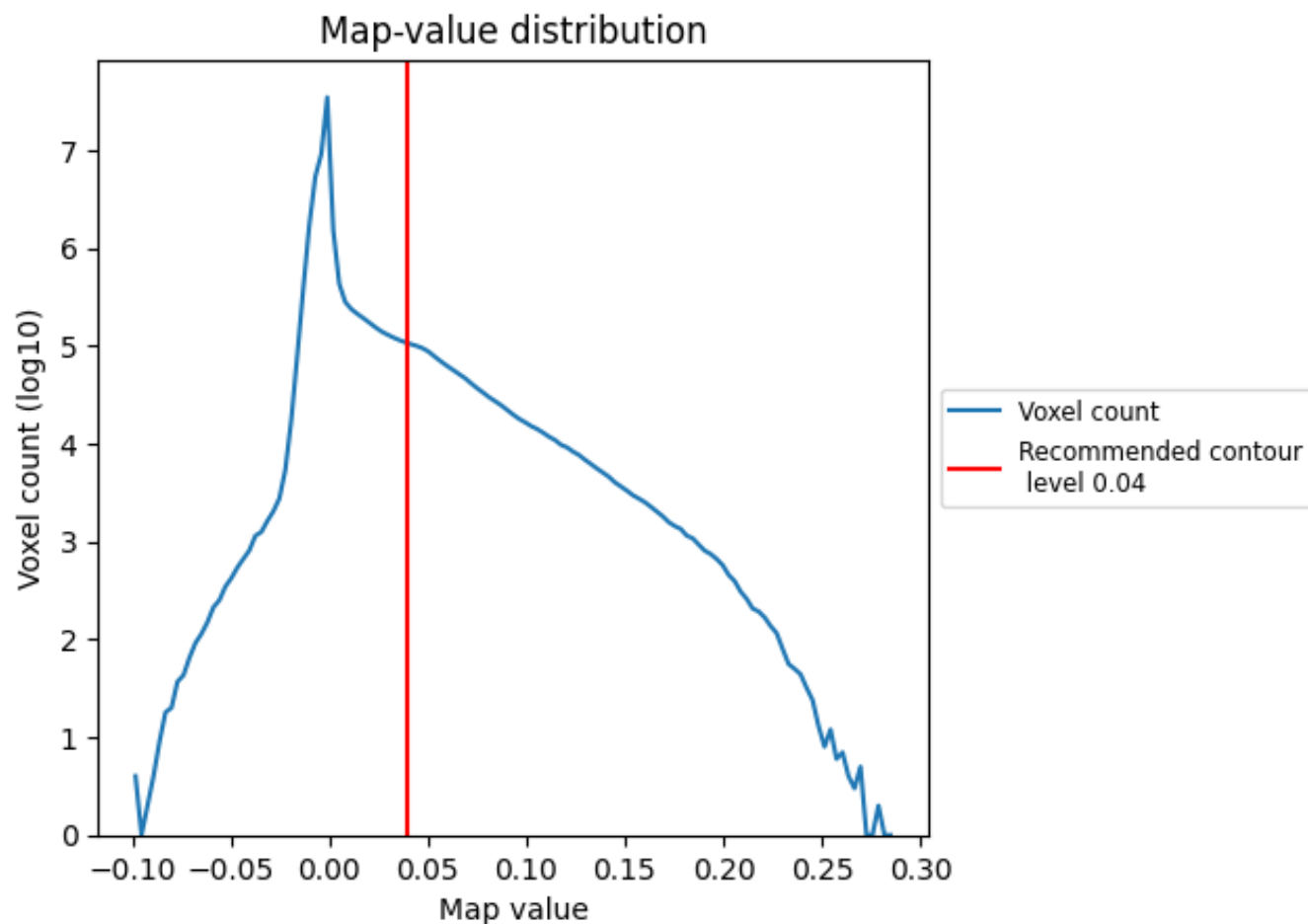
6.6 Mask visualisation [i](#)

This section was not generated. No masks/segmentation were deposited.

7 Map analysis [i](#)

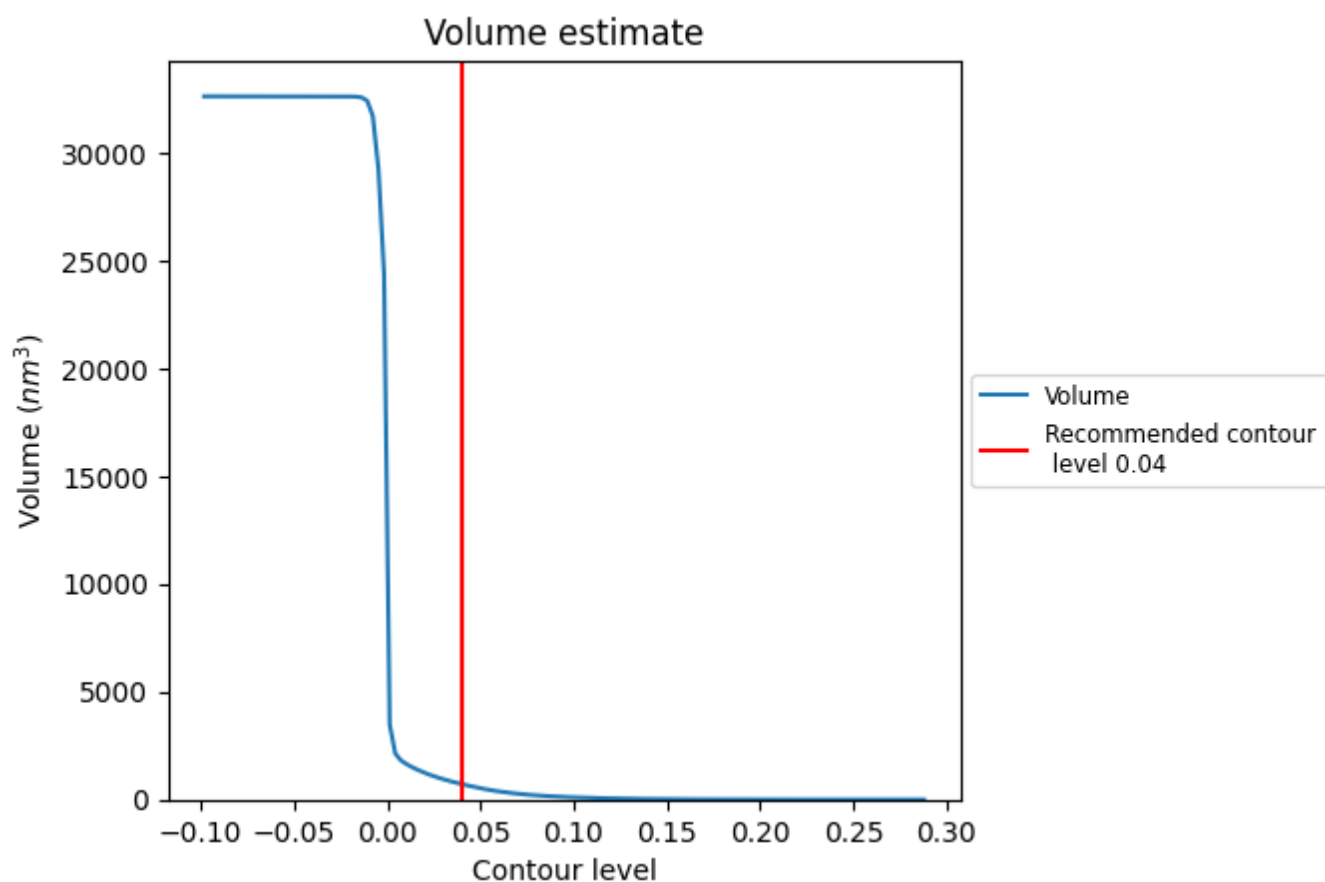
This section contains the results of statistical analysis of the map.

7.1 Map-value distribution [i](#)



The map-value distribution is plotted in 128 intervals along the x-axis. The y-axis is logarithmic. A spike in this graph at zero usually indicates that the volume has been masked.

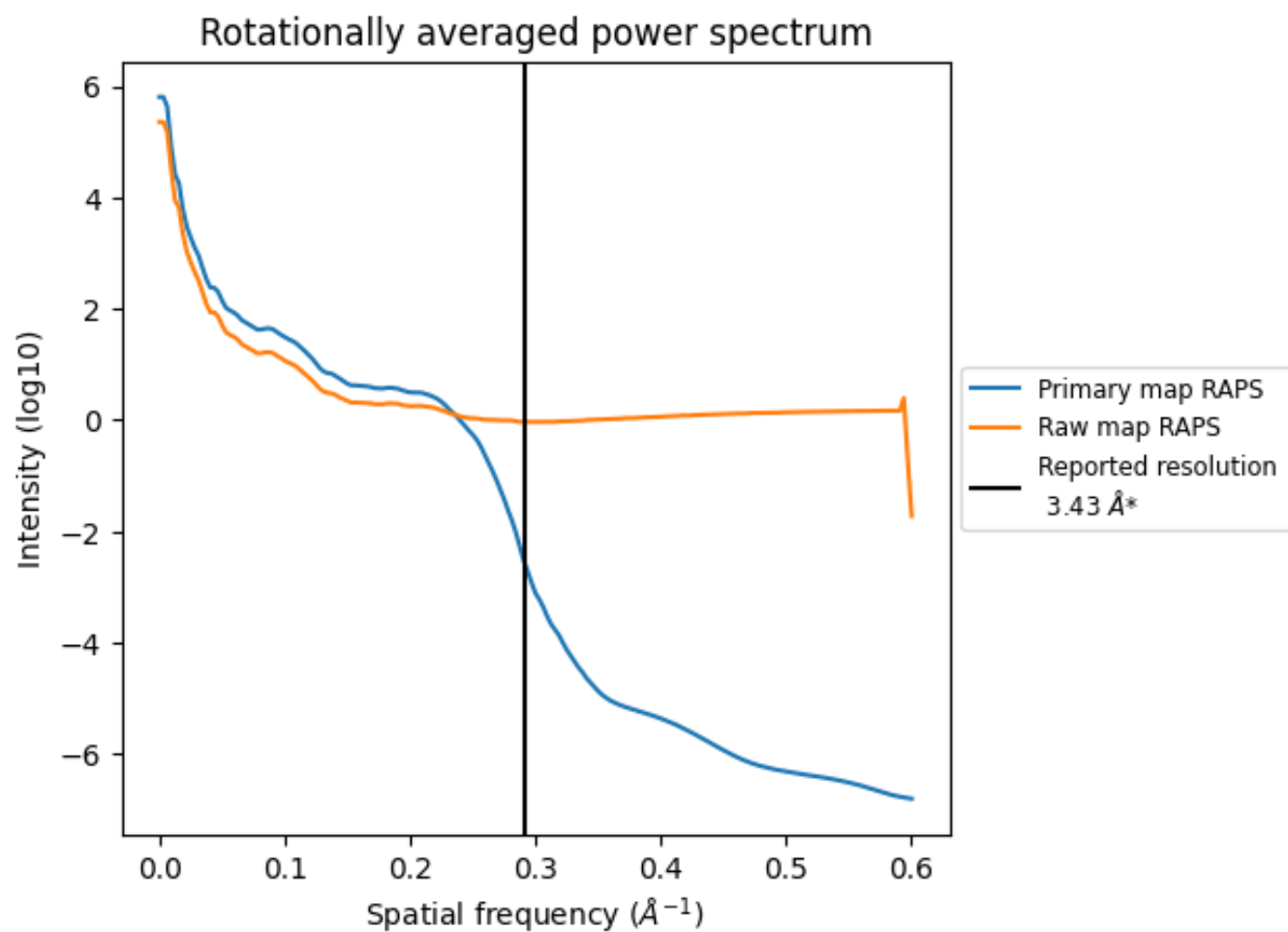
7.2 Volume estimate [i](#)



The volume at the recommended contour level is 717 nm³; this corresponds to an approximate mass of 647 kDa.

The volume estimate graph shows how the enclosed volume varies with the contour level. The recommended contour level is shown as a vertical line and the intersection between the line and the curve gives the volume of the enclosed surface at the given level.

7.3 Rotationally averaged power spectrum ⓘ

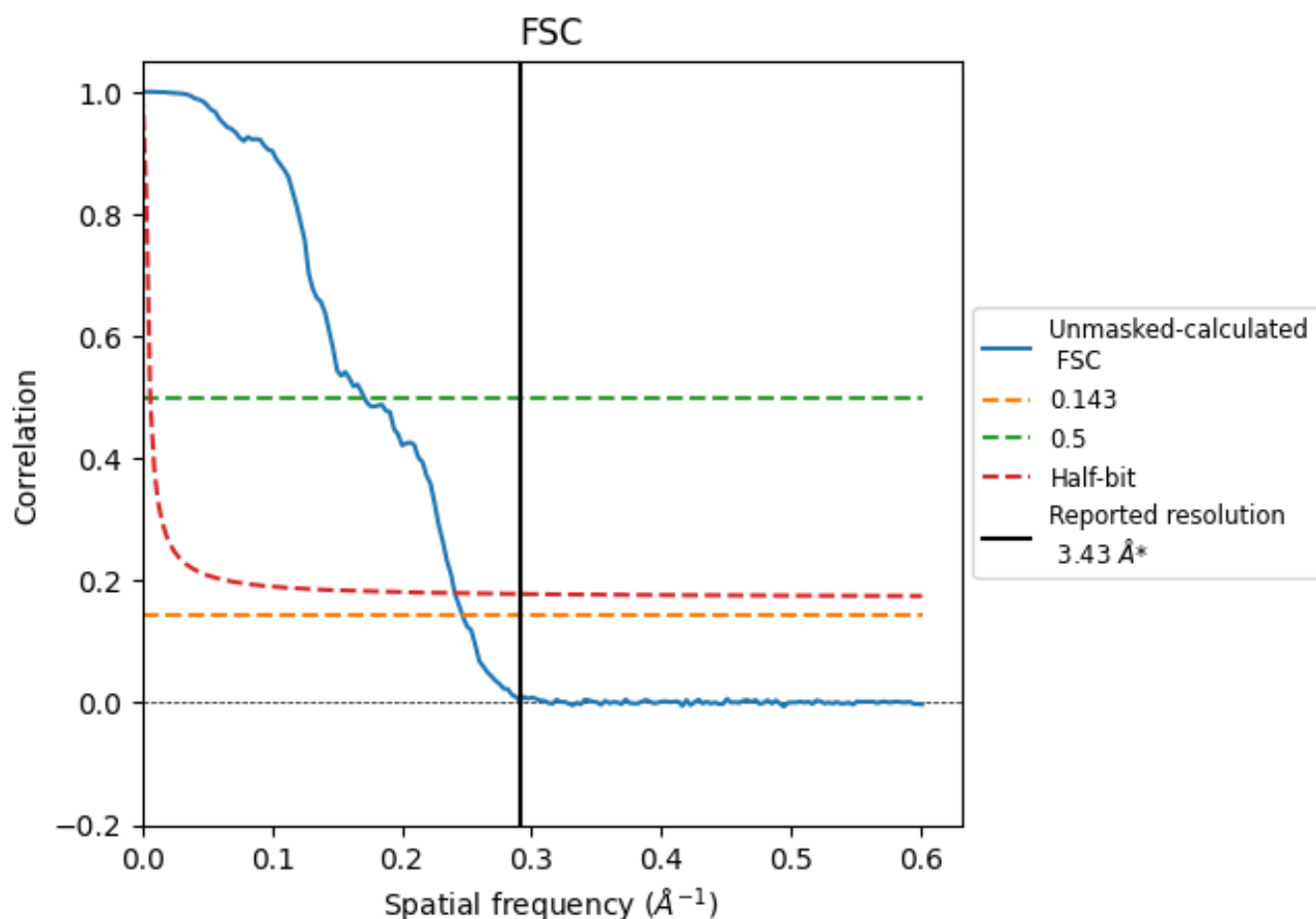


*Reported resolution corresponds to spatial frequency of 0.292 Å⁻¹

8 Fourier-Shell correlation [i](#)

Fourier-Shell Correlation (FSC) is the most commonly used method to estimate the resolution of single-particle and subtomogram-averaged maps. The shape of the curve depends on the imposed symmetry, mask and whether or not the two 3D reconstructions used were processed from a common reference. The reported resolution is shown as a black line. A curve is displayed for the half-bit criterion in addition to lines showing the 0.143 gold standard cut-off and 0.5 cut-off.

8.1 FSC [i](#)



*Reported resolution corresponds to spatial frequency of 0.292 \AA^{-1}

8.2 Resolution estimates [i](#)

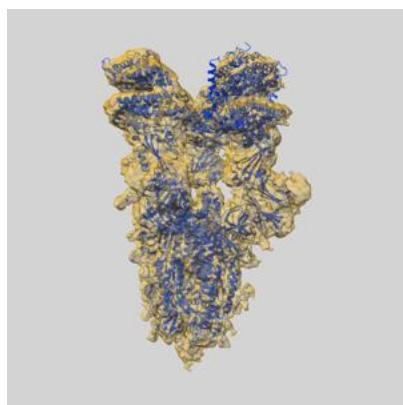
Resolution estimate (Å)	Estimation criterion (FSC cut-off)		
	0.143	0.5	Half-bit
Reported by author	3.43	-	-
Author-provided FSC curve	-	-	-
Unmasked-calculated*	4.05	5.85	4.15

*Resolution estimate based on FSC curve calculated by comparison of deposited half-maps. The value from deposited half-maps intersecting FSC 0.143 CUT-OFF 4.05 differs from the reported value 3.43 by more than 10 %

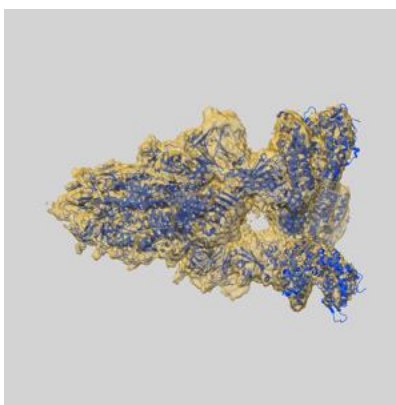
9 Map-model fit [i](#)

This section contains information regarding the fit between EMDB map EMD-44725 and PDB model 9BNE. Per-residue inclusion information can be found in section 3 on page 16.

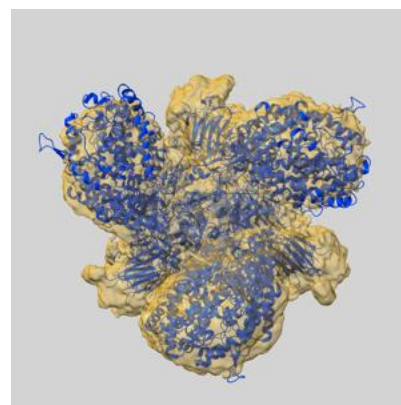
9.1 Map-model overlay [i](#)



X




Y



Z

The images above show the 3D surface view of the map at the recommended contour level 0.04 at 50% transparency in yellow overlaid with a ribbon representation of the model coloured in blue. These images allow for the visual assessment of the quality of fit between the atomic model and the map.

9.2 Q-score mapped to coordinate model [i](#)

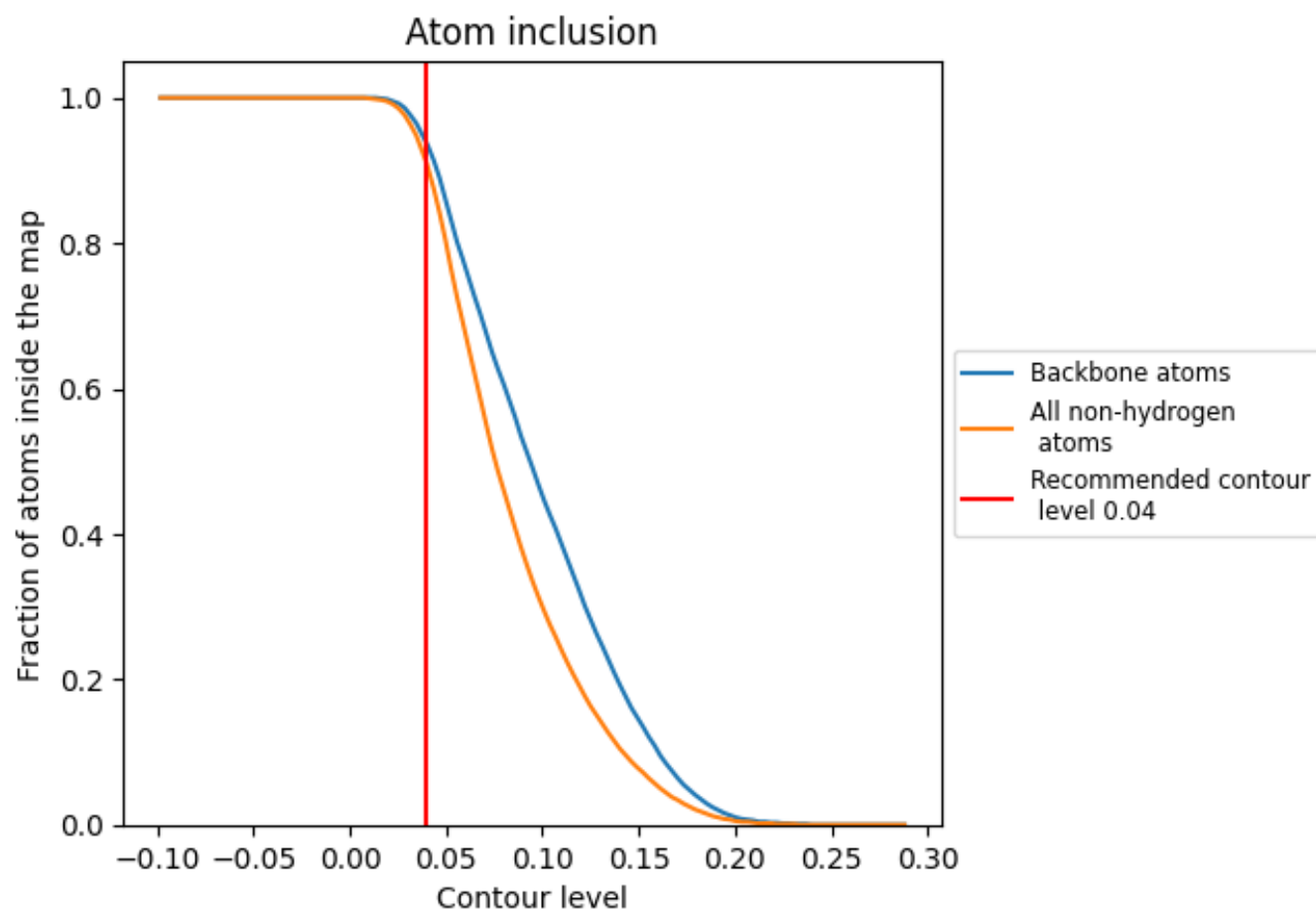


The images above show the model with each residue coloured according to its Q-score. This shows their resolvability in the map with higher Q-score values reflecting better resolvability. Please note: Q-score is calculating the resolvability of atoms, and thus high values are only expected at resolutions at which atoms can be resolved. Low Q-score values may therefore be expected for many entries.

9.3 Atom inclusion mapped to coordinate model [i](#)

This section was not generated.







































9.4 Atom inclusion [i](#)



At the recommended contour level, 94% of all backbone atoms, 91% of all non-hydrogen atoms, are inside the map.

9.5 Map-model fit summary

The table lists the average atom inclusion at the recommended contour level (0.04) and Q-score for the entire model and for each chain.

Chain	Atom inclusion	Q-score
All	 0.9090	 0.2670
A	 0.7190	 0.1040
B	 0.9730	 0.3440
C	 0.7660	 0.1100
D	 0.9730	 0.3550
E	 0.9480	 0.1680
F	 0.9720	 0.3730
G	 0.9640	 0.3980
H	 0.9640	 0.2580
I	 0.8570	 0.3360
J	 0.8570	 0.4060
K	 1.0000	 0.4580
L	 0.9640	 0.4830
M	 0.9640	 0.4050
N	 0.9290	 0.3690
O	 1.0000	 0.4030
P	 1.0000	 0.3690
Q	 0.8210	 0.3740
R	 0.9290	 0.3650

