Full wwPDB NMR Structure Validation Report (i)

Feb 26, 2022 – 11:43 AM EST

PDB ID	:	2A9X
Title	:	TAR RNA recognition by a cyclic peptidomimetic of Tat protein
Authors	:	Leeper, T.C.; Athanassiou, Z.; Dias, R.L.; Robinson, J.A.; Varani, G.
Deposited on	:	2005-07-12

This is a Full wwPDB NMR Structure Validation Report for a publicly released PDB entry.

We welcome your comments at *validation@mail.wwpdb.org*
A user guide is available at
https://www.wwpdb.org/validation/2017/NMRValidationReportHelp
with specific help available everywhere you see the (i) symbol.

The following versions of software and data (see references (i)) were used in the production of this report:

MolProbity	:	4.02b-467
Percentile statistics	:	20191225.v01 (using entries in the PDB archive December 25th 2019)
RCI	:	v_1n_11_5_13_A (Berjanski et al., 2005)
PANAV	:	Wang et al. (2010)
ShiftChecker	:	2.27
Ideal geometry (proteins)	:	Engh & Huber (2001)
Ideal geometry (DNA, RNA)	:	Parkinson et al. (1996)
Validation Pipeline (wwPDB-VP)	:	2.27

1 Overall quality at a glance (i)

The following experimental techniques were used to determine the structure:
SOLUTION NMR

The overall completeness of chemical shifts assignment was not calculated.

Percentile scores (ranging between 0-100) for global validation metrics of the entry are shown in the following graphic. The table shows the number of entries on which the scores are based.

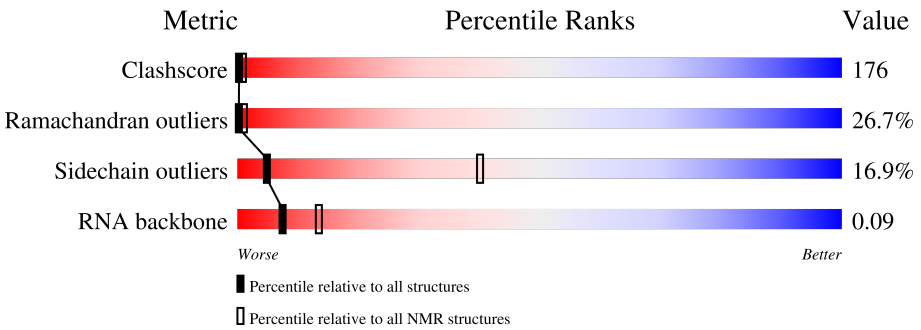

Metric	Whole archive (#Entries)	NMR archive (#Entries)
Clashscore	158937	12864
Ramachandran outliers	154571	11451
Sidechain outliers	154315	11428
RNA backbone	4643	676

The table below summarises the geometric issues observed across the polymeric chains and their fit to the experimental data. The red, orange, yellow and green segments indicate the fraction of residues that contain outliers for >=3, 2, 1 and 0 types of geometric quality criteria. A cyan segment indicates the fraction of residues that are not part of the well-defined cores, and a grey segment represents the fraction of residues that are not modelled. The numeric value for each fraction is indicated below the corresponding segment, with a dot representing fractions <=5%

Mol	Chain	Length	Quality of chain
1	2	28	11% 43% 46%
2	1	14	14% 71% 14%

2 Ensemble composition and analysis (i)

This entry contains 10 models. Model 8 is the overall representative, medoid model (most similar to other models). The authors have identified model 1 as representative, based on the following criterion: *lowest energy*.

The following residues are included in the computation of the global validation metrics.

Well-defined (core) protein residues			
Well-defined core	**Residue range (total)**	**Backbone RMSD (Å)**	**Medoid model**
1	1:1-1:14 (14)	0.36	8

Ill-defined regions of proteins are excluded from the global statistics.

Ligands and non-protein polymers are included in the analysis.

NmrClust was unable to cluster the ensemble.

Error message: NMCparsrange - Unexpected character.

3 Entry composition (i)

There are 2 unique types of molecules in this entry. The entry contains 1106 atoms, of which 391 are hydrogens and 0 are deuteriums.

- Molecule 1 is a RNA chain called BIV TAR RNA.

Mol	Chain	Residues	Atoms						Trace
			Total	C	H	N	O	P	
1	2	28	840	264	247	101	200	28	0

- Molecule 2 is a protein called BIV-2 cyclic peptide.

Mol	Chain	Residues	Atoms					Trace
			Total	C	H	N	O	
2	1	14	266	74	144	33	15	0

4 Residue-property plots (i)

4.1 Average score per residue in the NMR ensemble

These plots are provided for all protein, RNA, DNA and oligosaccharide chains in the entry. The first graphic is the same as shown in the summary in section 1 of this report. The second graphic shows the sequence where residues are colour-coded according to the number of geometric quality criteria for which they contain at least one outlier: green = 0, yellow = 1, orange = 2 and red = 3 or more. Stretches of 2 or more consecutive residues without any outliers are shown as green connectors. Residues which are classified as ill-defined in the NMR ensemble, are shown in cyan with an underline colour-coded according to the previous scheme. Residues which were present in the experimental sample, but not modelled in the final structure are shown in grey.

• Molecule 1: BIV TAR RNA

Chain 2: 11% 43% 46%

G4 G5 C6 U7 C8 G9 U10 G11 U12 A13 G14 C15 U16 C17 A18 U19 U20 A21 G22 C23 U24 C25 C26 G27 A28 G29 C30 C31

• Molecule 2: BIV-2 cyclic peptide

Chain 1: 14% 71% 14%

R1 V2 R3 T4 R5 G6 K7 R8 R9 I10 R11 V12 P13 P14

4.2 Scores per residue for each member of the ensemble

Colouring as in section 4.1 above.

4.2.1 Score per residue for model 1

• Molecule 1: BIV TAR RNA

Chain 2: 7% 43% 50%

G4 G5 C6 U7 C8 G9 U10 G11 U12 A13 G14 C15 U16 C17 A18 U19 U20 A21 G22 C23 U24 C25 C26 G27 A28 G29 C30 C31

• Molecule 2: BIV-2 cyclic peptide

Chain 1: 14% 50% 36%

R1 V2 R3 T4 R5 G6 K7 R8 R9 I10 R11 V12 P13 P14

4.2.2 Score per residue for model 2

- Molecule 1: BIV TAR RNA

Chain 2:

- Molecule 2: BIV-2 cyclic peptide

Chain 1:

4.2.3 Score per residue for model 3

- Molecule 1: BIV TAR RNA

Chain 2:

- Molecule 2: BIV-2 cyclic peptide

Chain 1: 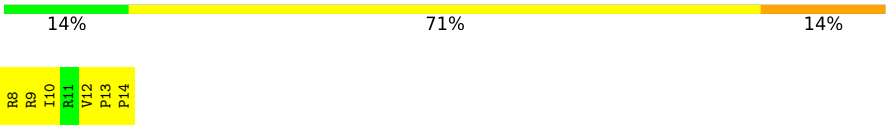

4.2.4 Score per residue for model 4

- Molecule 1: BIV TAR RNA

Chain 2:

- Molecule 2: BIV-2 cyclic peptide

Chain 1: 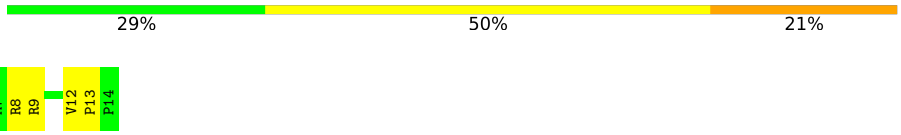

4.2.5 Score per residue for model 5

- Molecule 1: BIV TAR RNA

Chain 2: 11% 39% 50%

G4 G5 C6 U7 C8 G9 U10 G11 U12 A13 G14 C15 U16 C17 A18 U19 U20 A21 G22 C23 U24 C25 C26 G27 A28 G29 C30 C31

- Molecule 2: BIV-2 cyclic peptide

Chain 1: 14% 86%

R1 V2 R3 T4 R5 G6 K7 R8 R9 I10 R11 V12 P13 P14

4.2.6 Score per residue for model 6

- Molecule 1: BIV TAR RNA

Chain 2: • 7% 43% 46%

G4 G5 C6 U7 C8 G9 U10 G11 U12 A13 G14 C15 U16 C17 A18 U19 U20 A21 G22 C23 U24 C25 C26 G27 A28 G29 C30 C31

- Molecule 2: BIV-2 cyclic peptide

Chain 1: 36% 36% 29%

R1 V2 R3 R8 R9 I10 R11 V12 P13 P14

4.2.7 Score per residue for model 7

- Molecule 1: BIV TAR RNA

Chain 2: 14% 39% 46%

G4 G5 C6 U7 C8 G9 U10 G11 U12 A13 G14 C15 U16 C17 A18 U19 U20 A21 G22 C23 U24 C25 C26 G27 A28 G29 C30 C31

- Molecule 2: BIV-2 cyclic peptide

Chain 1: 21% 43% 29% 7%

R1 V2 R3 T4 R5 G6 K7 R8 R9 I10 R11 V12 P13 P14

4.2.8 Score per residue for model 8 (medoid)

- Molecule 1: BIV TAR RNA

Chain 2: 14% 32% 54%

G4 G5 C6 U7 C8 G9 U10 G11 U12 A13 G14 C15 U16 C17 A18 U19 U20 A21 G22 C23 U24 C25 C26 G27 A28 G29 C30 C31

- Molecule 2: BIV-2 cyclic peptide

Chain 1: 21% 43% 36%

R1 V2 R3 T4 R5 G6 K7 R8 R9 I10 R11 V12 P13 P14

4.2.9 Score per residue for model 9

- Molecule 1: BIV TAR RNA

Chain 2: 7% 29% 64%

G4 G5 C6 U7 C8 G9 U10 G11 U12 A13 G14 C15 U16 C17 A18 U19 U20 A21 G22 C23 U24 C25 C26 G27 A28 G29 C30 C31

- Molecule 2: BIV-2 cyclic peptide

Chain 1: 21% 64% 14%

R1 V2 R3 T4 R5 R8 R9 I10 R11 V12 P13 P14

4.2.10 Score per residue for model 10

- Molecule 1: BIV TAR RNA

Chain 2: 7% 32% 61%

G4 G5 C6 U7 C8 G9 U10 G11 U12 A13 G14 C15 U16 C17 A18 U19 U20 A21 G22 C23 U24 C25 C26 G27 A28 G29 C30 C31

- Molecule 2: BIV-2 cyclic peptide

Chain 1: 7% 64% 29%

R1 V2 R3 T4 R5 G6 K7 R8 R9 I10 R11 V12 P13 P14

5 Refinement protocol and experimental data overview (i)

The models were refined using the following method: *Torsion Angle Molecular Dynamics*.

Of the 100 calculated structures, 10 were deposited, based on the following criterion: *structures with the least restraint violations*.

The following table shows the software used for structure solution, optimisation and refinement.

Software name	Classification	Version
X-PLOR	structure solution	2.9
X-PLOR	refinement	2.9

No chemical shift data was provided.

6 Model quality (i)

6.1 Standard geometry (i)

The Z score for a bond length (or angle) is the number of standard deviations the observed value is removed from the expected value. A bond length (or angle) with $|Z| > 5$ is considered an outlier worth inspection. RMSZ is the (average) root-mean-square of all Z scores of the bond lengths (or angles).

Mol	Chain	Bond lengths		Bond angles	
		RMSZ	#Z>5	RMSZ	#Z>5
1	2	1.10±0.02	1±0/660 (0.1± 0.1%)	1.74±0.01	19±2/1024 (1.8± 0.2%)
2	1	1.09±0.01	0±0/123 (0.0± 0.0%)	0.95±0.01	0±0/162 (0.0± 0.0%)
All	All	1.10	8/7830 (0.1%)	1.65	187/11860 (1.6%)

Chiral center outliers are detected by calculating the chiral volume of a chiral center and verifying if the center is modelled as a planar moiety or with the opposite hand. A planarity outlier is detected by checking planarity of atoms in a peptide group, atoms in a mainchain group or atoms of a sidechain that are expected to be planar.

Mol	Chain	Chirality	Planarity
2	1	1.0±0.0	0.0±0.0
All	All	10	0

All unique bond outliers are listed below. They are sorted according to the Z-score of the worst occurrence in the ensemble.

Mol	Chain	Res	Type	Atoms	Z	Observed(Å)	Ideal(Å)	Models	
								Worst	Total
1	2	26	C	C4'-C3'	6.11	1.59	1.53	2	6
1	2	17	C	C4'-C3'	5.98	1.59	1.53	5	1
1	2	22	G	C4'-C3'	5.84	1.59	1.53	1	1

All unique angle outliers are listed below. They are sorted according to the Z-score of the worst occurrence in the ensemble.

Mol	Chain	Res	Type	Atoms	Z	Observed(°)	Ideal(°)	Models	
								Worst	Total
1	2	18	A	C5'-C4'-C3'	-6.84	105.05	116.00	5	5
1	2	21	A	C5'-C4'-C3'	-6.68	105.32	116.00	6	10
1	2	11	G	C5'-C4'-C3'	-6.54	105.53	116.00	5	10
1	2	16	U	C5'-C4'-C3'	-6.39	105.78	116.00	9	10
1	2	13	A	C5'-C4'-C3'	-6.12	106.20	116.00	6	5
1	2	10	U	C5'-C4'-C3'	-5.85	106.64	116.00	4	7

Continued on next page...

Continued from previous page...

Mol	Chain	Res	Type	Atoms	Z	Observed(^{o})	Ideal(^{o})	Models	
								Worst	Total
1	2	22	G	C5'-C4'-C3'	-5.76	106.78	116.00	6	8
1	2	19	U	C5'-C4'-C3'	-5.66	106.95	116.00	1	8
1	2	9	G	C5'-C4'-C3'	-5.61	107.02	116.00	10	2
1	2	4	G	C5'-C4'-C3'	-5.56	107.11	116.00	7	8
1	2	19	U	C3'-C2'-C1'	5.54	105.94	101.50	8	10
1	2	24	U	C5'-C4'-C3'	-5.54	107.14	116.00	9	7
1	2	18	A	C3'-C2'-C1'	5.48	105.88	101.50	2	10
1	2	31	C	C3'-C2'-C1'	5.46	105.87	101.50	2	10
1	2	20	U	C5'-C4'-C3'	-5.38	107.39	116.00	1	10
1	2	15	C	C5'-C4'-C3'	-5.37	107.41	116.00	10	3
1	2	14	G	C3'-C2'-C1'	5.36	105.79	101.50	4	10
1	2	17	C	C5'-C4'-C3'	-5.35	107.45	116.00	3	4
1	2	12	U	C5'-C4'-C3'	-5.32	107.49	116.00	9	10
1	2	25	C	C5'-C4'-C3'	-5.23	107.63	116.00	1	3
1	2	17	C	C3'-C2'-C1'	5.22	105.68	101.50	3	10
1	2	10	U	C3'-C2'-C1'	5.20	105.66	101.50	9	10
1	2	23	C	C5'-C4'-C3'	-5.16	107.74	116.00	7	3
1	2	6	C	C5'-C4'-C3'	-5.11	107.82	116.00	5	4
1	2	22	G	C3'-C2'-C1'	5.11	105.58	101.50	10	9
1	2	5	G	C3'-C2'-C1'	5.01	105.51	101.50	4	1

All unique chiral outliers are listed below.

Mol	Chain	Res	Type	Atoms	Models (Total)
2	1	13	PRO	CA	10

There are no planarity outliers.

6.2 Too-close contacts (i)

In the following table, the Non-H and H(model) columns list the number of non-hydrogen atoms and hydrogen atoms in each chain respectively. The H(added) column lists the number of hydrogen atoms added and optimized by MolProbity. The Clashes column lists the number of clashes averaged over the ensemble.

Mol	Chain	Non-H	H(model)	H(added)	Clashes
1	2	593	247	302	192±21
2	1	122	144	144	38±10
All	All	7150	3910	4460	2049

The all-atom clashscore is defined as the number of clashes found per 1000 atoms (including hydrogen atoms). The all-atom clashscore for this structure is 176.

All unique clashes are listed below, sorted by their clash magnitude.

Atom-1	Atom-2	Clash(Å)	Distance(Å)	Models	
				Worst	Total
1:2:16:U:O2	1:2:17:C:C5	1.19	1.96	1	5
1:2:16:U:O2	1:2:17:C:H5	1.15	1.21	1	5
1:2:21:A:C8	2:1:8:ARG:NH1	1.05	2.25	6	2
1:2:20:U:H2'	1:2:20:U:O2	1.04	1.39	2	9
1:2:11:G:O2'	1:2:13:A:H5"	1.01	1.56	4	9
1:2:20:U:C6	2:1:8:ARG:CZ	1.00	2.43	6	1
1:2:18:A:H4'	1:2:19:U:H5'	1.00	1.31	3	4
1:2:11:G:OP2	1:2:11:G:H3'	0.98	1.57	4	2
1:2:9:G:H2'	1:2:10:U:H5"	0.97	1.31	2	5
1:2:11:G:O2'	1:2:13:A:H5'	0.97	1.59	7	2
1:2:21:A:O2'	1:2:22:G:H8	0.95	1.44	10	7
1:2:10:U:O2	1:2:11:G:H2'	0.94	1.62	5	5
1:2:19:U:H3'	1:2:19:U:P	0.93	2.04	5	2
1:2:18:A:H4'	1:2:19:U:H5"	0.93	1.40	6	3
1:2:11:G:HO2'	1:2:13:A:H8	0.92	1.00	1	1
1:2:4:G:O2'	1:2:5:G:H8	0.92	1.48	10	10
1:2:9:G:C6	2:1:1:ARG:NH2	0.91	2.38	2	5
1:2:8:C:O2'	1:2:9:G:H5'	0.91	1.66	2	9
1:2:19:U:H4'	1:2:20:U:OP1	0.91	1.65	5	2
1:2:17:C:O2'	1:2:18:A:C8	0.90	2.23	1	9
1:2:21:A:H5'	2:1:9:ARG:O	0.89	1.67	4	3
1:2:21:A:C4	2:1:8:ARG:NH2	0.89	2.39	5	2
1:2:16:U:H1'	1:2:17:C:N4	0.88	1.84	5	5
1:2:22:G:HO2'	1:2:23:C:H6	0.88	0.94	5	4
1:2:11:G:H3'	1:2:11:G:OP2	0.88	1.68	10	1
1:2:17:C:O2	1:2:17:C:H5"	0.87	1.66	3	2
1:2:13:A:H2'	1:2:14:G:O4'	0.87	1.69	1	10
1:2:22:G:O2'	1:2:23:C:H5"	0.87	1.69	2	1
2:1:9:ARG:O	2:1:10:ILE:HD13	0.86	1.69	5	2
1:2:20:U:C1'	1:2:21:A:H5"	0.86	2.00	10	10
1:2:20:U:O2	1:2:20:U:C2'	0.86	2.24	2	9
1:2:16:U:H1'	1:2:17:C:C4	0.85	2.06	2	5
1:2:18:A:N3	2:1:8:ARG:NE	0.85	2.23	6	1
2:1:3:ARG:NH1	2:1:12:VAL:HG21	0.85	1.85	1	1
1:2:11:G:N7	2:1:3:ARG:NH1	0.84	2.24	4	3
1:2:15:C:H2'	1:2:16:U:H5"	0.84	1.49	9	3
1:2:26:C:O2'	1:2:27:G:H5'	0.84	1.72	1	10
2:1:1:ARG:HH22	2:1:3:ARG:N	0.84	1.69	8	2

Continued on next page...

Continued from previous page...

Atom-1	Atom-2	Clash(Å)	Distance(Å)	Models	
				Worst	Total
1:2:18:A:C2	2:1:8:ARG:NE	0.84	2.46	5	10
1:2:11:G:H2'	1:2:13:A:H5"	0.84	1.44	6	1
1:2:18:A:N1	2:1:8:ARG:NE	0.84	2.25	5	9
1:2:11:G:N7	2:1:3:ARG:NH2	0.83	2.27	2	2
1:2:18:A:OP2	1:2:18:A:H8	0.82	1.57	5	1
1:2:17:C:O2'	1:2:18:A:H5'	0.82	1.74	3	4
1:2:22:G:O2'	1:2:23:C:H6	0.81	1.58	2	6
1:2:10:U:H4'	1:2:10:U:OP1	0.81	1.75	2	2
1:2:8:C:N4	2:1:1:ARG:CZ	0.81	2.44	10	3
1:2:9:G:C3'	1:2:10:U:H5"	0.80	2.06	1	5
1:2:24:U:H2'	1:2:25:C:O4'	0.80	1.75	8	10
1:2:22:G:H2'	1:2:23:C:C6	0.80	2.12	10	1
2:1:3:ARG:NH2	2:1:12:VAL:HG12	0.80	1.90	10	1
1:2:10:U:C4	2:1:3:ARG:NH1	0.80	2.50	4	1
1:2:17:C:H1'	1:2:19:U:O4	0.80	1.76	2	5
1:2:18:A:N1	1:2:21:A:C6	0.80	2.49	10	7
1:2:16:U:O2'	1:2:17:C:O5'	0.80	2.00	5	9
1:2:10:U:H4'	1:2:11:G:C5'	0.79	2.07	2	5
1:2:9:G:C5	2:1:1:ARG:NH2	0.79	2.51	9	4
1:2:4:G:OP3	1:2:4:G:H2'	0.79	1.76	4	1
1:2:21:A:HO2'	1:2:22:G:H8	0.79	0.81	7	3
1:2:26:C:H2'	1:2:27:G:C8	0.79	2.13	4	10
1:2:10:U:H4'	1:2:11:G:OP1	0.79	1.74	9	5
1:2:21:A:O2'	1:2:22:G:C8	0.79	2.28	10	10
1:2:12:U:H4'	1:2:13:A:OP2	0.78	1.78	8	4
1:2:16:U:H2'	1:2:17:C:C6	0.78	2.13	9	4
1:2:16:U:O2	1:2:17:C:N4	0.78	2.16	2	5
1:2:18:A:C2	1:2:21:A:C6	0.78	2.71	6	4
1:2:16:U:C2'	1:2:17:C:C5	0.78	2.67	5	5
1:2:19:U:C5	2:1:8:ARG:NH2	0.78	2.52	5	1
1:2:20:U:C4'	1:2:21:A:H5"	0.77	2.10	8	10
1:2:18:A:C2	2:1:8:ARG:CZ	0.77	2.68	5	1
2:1:1:ARG:NH1	2:1:3:ARG:HH12	0.77	1.78	3	1
1:2:8:C:C5	2:1:1:ARG:NH1	0.77	2.53	6	2
1:2:11:G:H4'	1:2:12:U:OP1	0.77	1.77	9	1
1:2:27:G:H1	2:1:1:ARG:NH2	0.77	1.78	2	2
1:2:11:G:H4'	1:2:12:U:OP2	0.77	1.78	8	2
1:2:10:U:H4'	1:2:11:G:H5'	0.76	1.57	1	1
1:2:21:A:C8	2:1:8:ARG:CZ	0.76	2.68	6	1
1:2:18:A:OP2	1:2:18:A:H3'	0.76	1.80	1	1
1:2:20:U:O4'	1:2:21:A:H5"	0.76	1.81	8	10

Continued on next page...

Continued from previous page...

Atom-1	Atom-2	Clash(Å)	Distance(Å)	Models	
				Worst	Total
1:2:11:G:H3'	1:2:11:G:P	0.76	2.20	4	3
1:2:8:C:C4	2:1:1:ARG:NH2	0.76	2.54	3	3
2:1:2:VAL:HG23	2:1:2:VAL:O	0.75	1.80	4	1
1:2:19:U:H3'	1:2:19:U:OP2	0.75	1.82	3	2
1:2:20:U:H4'	1:2:21:A:OP1	0.75	1.80	5	10
1:2:18:A:O4'	1:2:19:U:C6	0.75	2.39	6	7
1:2:8:C:C4	2:1:1:ARG:CZ	0.74	2.70	2	7
1:2:22:G:O2'	1:2:23:C:P	0.74	2.44	1	5
1:2:26:C:O2'	1:2:27:G:C5'	0.74	2.35	7	10
1:2:18:A:H2	1:2:20:U:C5	0.74	2.00	5	1
2:1:4:THR:O	2:1:4:THR:OG1	0.74	2.04	2	1
1:2:27:G:N1	2:1:1:ARG:NH2	0.74	2.35	10	2
1:2:9:G:N3	1:2:27:G:N2	0.74	2.34	8	10
1:2:9:G:O6	2:1:1:ARG:NH2	0.74	2.20	3	5
1:2:11:G:C2'	1:2:13:A:H5"	0.74	2.12	6	3
1:2:4:G:C2	1:2:5:G:C5	0.74	2.75	1	10
1:2:9:G:C2'	1:2:10:U:H5"	0.74	2.13	8	6
1:2:4:G:HO2'	1:2:5:G:H8	0.73	0.73	5	10
1:2:15:C:C4	1:2:16:U:C4	0.73	2.77	6	9
1:2:14:G:O2'	1:2:15:C:P	0.73	2.47	2	3
1:2:5:G:O2'	1:2:6:C:C5'	0.73	2.36	5	10
1:2:18:A:H4'	1:2:19:U:C5'	0.73	2.13	6	6
1:2:18:A:N3	1:2:19:U:H5	0.73	1.82	6	2
1:2:10:U:C4	2:1:3:ARG:NH2	0.73	2.56	9	2
2:1:1:ARG:HH12	2:1:12:VAL:HG11	0.72	1.43	3	1
1:2:14:G:C4	1:2:15:C:C5	0.72	2.77	6	3
1:2:4:G:C4	1:2:5:G:N7	0.72	2.57	7	10
1:2:8:C:N3	2:1:1:ARG:NH2	0.72	2.37	9	2
1:2:16:U:O2'	1:2:17:C:P	0.72	2.48	8	7
1:2:9:G:C4	1:2:27:G:N2	0.72	2.58	3	10
1:2:16:U:O2	1:2:17:C:C4	0.72	2.42	5	5
1:2:10:U:C2	1:2:11:G:C8	0.71	2.78	7	5
1:2:4:G:H2'	1:2:4:G:OP1	0.71	1.85	7	3
1:2:15:C:C2'	1:2:16:U:H5"	0.71	2.15	10	2
1:2:10:U:O2	1:2:13:A:C8	0.71	2.43	8	8
1:2:18:A:C4'	1:2:19:U:H5"	0.71	2.15	6	4
1:2:18:A:C2	1:2:21:A:C4	0.71	2.78	2	6
1:2:11:G:O2'	1:2:13:A:C5'	0.71	2.38	3	10
1:2:16:U:O2'	1:2:17:C:C6	0.71	2.44	5	5
1:2:18:A:N3	1:2:19:U:C6	0.71	2.59	10	8
1:2:19:U:C4	1:2:21:A:C2	0.71	2.79	6	1

Continued on next page...

Continued from previous page...

Atom-1	Atom-2	Clash(Å)	Distance(Å)	Models	
				Worst	Total
1:2:17:C:H4'	1:2:18:A:OP1	0.71	1.84	6	3
1:2:19:U:O2'	1:2:20:U:H5'	0.71	1.85	8	2
1:2:20:U:C6	2:1:8:ARG:NH2	0.71	2.59	6	1
1:2:9:G:C6	2:1:3:ARG:NH1	0.70	2.59	3	1
1:2:12:U:H2'	1:2:12:U:O2	0.70	1.84	7	1
1:2:9:G:C2	1:2:27:G:N2	0.70	2.60	8	9
1:2:17:C:C6	1:2:18:A:N7	0.70	2.60	9	5
1:2:25:C:C4	1:2:26:C:C5	0.70	2.79	2	1
1:2:11:G:C5	2:1:3:ARG:NH1	0.70	2.59	4	1
1:2:20:U:C6	2:1:8:ARG:NH1	0.70	2.59	5	2
1:2:20:U:C4	2:1:8:ARG:NE	0.70	2.60	9	1
1:2:18:A:C2	1:2:21:A:C2	0.70	2.80	9	3
1:2:16:U:O2'	1:2:17:C:O4'	0.70	2.09	9	3
1:2:9:G:C2	1:2:27:G:C2	0.70	2.79	5	8
1:2:17:C:N4	1:2:22:G:N2	0.70	2.40	8	5
1:2:4:G:P	1:2:4:G:H3'	0.70	2.26	6	2
1:2:18:A:N3	1:2:20:U:H5	0.69	1.84	4	7
1:2:21:A:N3	2:1:8:ARG:NH2	0.69	2.40	5	1
1:2:23:C:C4'	1:2:23:C:OP1	0.69	2.39	10	1
1:2:10:U:H4'	1:2:11:G:O5'	0.69	1.86	10	4
1:2:30:C:C4	1:2:31:C:N4	0.69	2.60	8	10
1:2:18:A:C2	1:2:20:U:C5	0.69	2.80	4	8
1:2:21:A:C2	1:2:22:G:C5	0.69	2.81	7	4
1:2:21:A:C4	1:2:22:G:N7	0.69	2.60	9	3
1:2:18:A:C2	2:1:8:ARG:CD	0.69	2.75	6	9
1:2:18:A:H1'	1:2:19:U:OP2	0.69	1.87	5	2
1:2:22:G:H1'	1:2:23:C:OP1	0.69	1.86	2	2
1:2:10:U:C2	2:1:5:ARG:NH2	0.69	2.61	2	1
2:1:3:ARG:CZ	2:1:12:VAL:HG21	0.68	2.17	1	1
1:2:16:U:H4'	1:2:17:C:OP1	0.68	1.88	7	3
1:2:11:G:O6	2:1:3:ARG:NH2	0.68	2.27	5	3
1:2:18:A:OP2	1:2:18:A:C8	0.68	2.45	5	1
1:2:15:C:N4	1:2:16:U:C4	0.68	2.61	9	2
1:2:10:U:O4'	1:2:11:G:H5'	0.68	1.88	2	3
1:2:10:U:C2	1:2:13:A:N7	0.68	2.61	8	10
1:2:16:U:O2'	1:2:17:C:C5	0.68	2.46	5	5
1:2:5:G:O2'	1:2:6:C:H5'	0.68	1.87	2	10
1:2:10:U:H1'	1:2:11:G:OP2	0.68	1.88	2	3
1:2:18:A:H2	1:2:21:A:C6	0.67	2.07	6	1
2:1:8:ARG:CG	2:1:8:ARG:HH11	0.67	2.00	6	1
2:1:1:ARG:HH22	2:1:3:ARG:CA	0.67	2.02	8	3

Continued on next page...

Continued from previous page...

Atom-1	Atom-2	Clash(Å)	Distance(Å)	Models	
				Worst	Total
1:2:18:A:N3	1:2:20:U:C5	0.67	2.62	7	7
1:2:9:G:O6	2:1:3:ARG:NH1	0.67	2.27	3	2
1:2:21:A:C8	2:1:9:ARG:O	0.67	2.47	6	5
1:2:10:U:C5	2:1:3:ARG:NH2	0.67	2.63	2	2
1:2:17:C:C5	1:2:18:A:N6	0.67	2.63	6	4
2:1:3:ARG:H	2:1:3:ARG:CD	0.67	2.03	6	1
1:2:16:U:C2	1:2:17:C:H5	0.67	2.05	1	5
1:2:9:G:C2	1:2:11:G:C8	0.67	2.83	9	2
1:2:8:C:C5	2:1:1:ARG:CZ	0.67	2.78	6	2
1:2:4:G:O2'	1:2:5:G:O5'	0.66	2.13	2	10
1:2:9:G:O2'	1:2:11:G:H5"	0.66	1.89	4	3
1:2:20:U:C5	2:1:8:ARG:NE	0.66	2.64	1	4
1:2:26:C:O2'	1:2:27:G:O4'	0.66	2.12	10	10
1:2:8:C:C4	2:1:1:ARG:NE	0.66	2.62	10	2
1:2:10:U:C5	2:1:3:ARG:NH1	0.66	2.63	4	1
1:2:21:A:N7	2:1:8:ARG:NH1	0.66	2.42	6	1
1:2:22:G:C4	1:2:23:C:C5	0.66	2.84	4	3
2:1:3:ARG:O	2:1:4:THR:C	0.66	2.34	1	3
1:2:17:C:O2'	1:2:18:A:O5'	0.66	2.14	1	6
1:2:14:G:C8	2:1:5:ARG:NH2	0.66	2.63	5	1
1:2:9:G:C8	2:1:3:ARG:NH1	0.66	2.64	7	1
1:2:19:U:H3'	1:2:20:U:C6	0.66	2.24	10	1
1:2:9:G:H3'	1:2:10:U:H5"	0.66	1.67	6	2
1:2:17:C:C6	1:2:18:A:C5	0.66	2.84	6	2
1:2:4:G:OP3	1:2:4:G:H3'	0.66	1.91	8	1
1:2:23:C:N4	1:2:24:U:O4	0.65	2.29	3	10
2:1:1:ARG:NH1	2:1:12:VAL:HG11	0.65	2.06	3	1
1:2:10:U:C2	2:1:3:ARG:NH1	0.65	2.64	4	1
1:2:17:C:C5	1:2:18:A:C6	0.65	2.84	6	1
2:1:3:ARG:NH1	2:1:12:VAL:HG12	0.65	2.06	6	1
1:2:21:A:C4	2:1:8:ARG:CZ	0.65	2.79	5	1
1:2:17:C:C4'	1:2:18:A:OP1	0.65	2.44	6	6
1:2:18:A:N3	1:2:19:U:C5	0.65	2.64	9	8
1:2:30:C:N4	1:2:31:C:N4	0.65	2.44	10	10
1:2:16:U:C6	1:2:17:C:C5	0.65	2.85	6	1
1:2:10:U:C4'	1:2:11:G:C5'	0.65	2.74	2	5
1:2:16:U:O2	1:2:21:A:N1	0.65	2.29	8	5
1:2:21:A:C6	1:2:22:G:C6	0.65	2.85	9	2
1:2:11:G:OP2	1:2:11:G:C3'	0.65	2.40	4	1
1:2:17:C:C2'	1:2:18:A:C8	0.65	2.79	1	8
1:2:18:A:C2	1:2:21:A:C5	0.65	2.84	3	7

Continued on next page...

Continued from previous page...

Atom-1	Atom-2	Clash(Å)	Distance(Å)	Models	
				Worst	Total
1:2:18:A:C2	1:2:20:U:H5	0.65	2.10	10	8
1:2:18:A:C4	1:2:19:U:C5	0.65	2.85	10	10
1:2:18:A:N1	1:2:21:A:C5	0.65	2.64	8	3
1:2:18:A:N1	1:2:21:A:N1	0.65	2.44	2	2
1:2:9:G:C5	2:1:3:ARG:NH1	0.65	2.65	3	1
2:1:9:ARG:CG	2:1:10:ILE:N	0.65	2.60	6	1
1:2:9:G:C2	1:2:11:G:N7	0.65	2.64	10	3
1:2:22:G:H2'	1:2:23:C:H6	0.65	1.47	10	1
1:2:14:G:N3	1:2:15:C:C6	0.65	2.64	9	3
1:2:10:U:N3	2:1:3:ARG:NH1	0.65	2.45	4	1
1:2:8:C:N4	2:1:1:ARG:NH2	0.65	2.45	3	2
1:2:18:A:N6	2:1:8:ARG:NH2	0.65	2.45	9	1
1:2:21:A:C5	2:1:8:ARG:CZ	0.64	2.80	5	1
1:2:21:A:N9	2:1:8:ARG:NH2	0.64	2.45	6	1
1:2:10:U:C4'	1:2:11:G:H5'	0.64	2.23	1	3
1:2:18:A:H5"	1:2:19:U:OP1	0.64	1.92	1	3
1:2:4:G:OP1	1:2:4:G:H3'	0.64	1.92	9	2
2:1:9:ARG:CG	2:1:10:ILE:H	0.64	2.05	6	1
1:2:16:U:H5"	1:2:16:U:H6	0.64	1.51	8	6
1:2:4:G:O2'	1:2:5:G:C8	0.64	2.36	8	2
1:2:20:U:C4'	1:2:21:A:C5'	0.64	2.76	6	10
2:1:3:ARG:NH1	2:1:12:VAL:CG2	0.64	2.60	1	1
1:2:9:G:N7	2:1:3:ARG:NH1	0.64	2.46	3	1
1:2:20:U:H4'	1:2:21:A:H4'	0.64	1.69	5	3
1:2:19:U:H3'	1:2:20:U:C2	0.64	2.28	10	1
1:2:4:G:OP2	1:2:4:G:H3'	0.64	1.93	1	1
1:2:21:A:O2'	1:2:22:G:O5'	0.64	2.16	10	7
2:1:3:ARG:HH12	2:1:12:VAL:HG21	0.64	1.52	1	1
1:2:20:U:O2'	2:1:9:ARG:CG	0.63	2.46	2	2
1:2:16:U:H2'	1:2:17:C:C1'	0.63	2.23	3	1
1:2:26:C:C2'	1:2:27:G:C8	0.63	2.81	5	10
1:2:14:G:H2'	1:2:15:C:C6	0.63	2.29	2	4
2:1:3:ARG:O	2:1:5:ARG:N	0.63	2.31	3	4
1:2:20:U:H6	2:1:8:ARG:NH2	0.63	1.91	6	1
1:2:18:A:C6	2:1:8:ARG:NH2	0.63	2.66	9	1
2:1:1:ARG:NH2	2:1:3:ARG:N	0.63	2.46	8	1
1:2:18:A:H2	1:2:21:A:C4	0.63	2.11	1	3
1:2:10:U:C2	1:2:11:G:N7	0.63	2.66	6	2
1:2:9:G:O6	2:1:1:ARG:CZ	0.63	2.46	10	3
1:2:15:C:N3	1:2:16:U:C4	0.63	2.67	7	2
1:2:15:C:N4	1:2:16:U:O4	0.62	2.32	9	4

Continued on next page...

Continued from previous page...

Atom-1	Atom-2	Clash(Å)	Distance(Å)	Models	
				Worst	Total
1:2:18:A:C4	1:2:19:U:H5	0.62	2.12	6	9
1:2:22:G:C1'	1:2:23:C:OP1	0.62	2.47	2	2
2:1:1:ARG:CZ	2:1:3:ARG:HH12	0.62	2.06	3	1
1:2:11:G:N2	1:2:13:A:C4	0.62	2.68	9	3
1:2:17:C:O2'	1:2:18:A:N9	0.62	2.30	1	1
1:2:26:C:O2'	1:2:27:G:OP1	0.62	2.17	9	10
1:2:11:G:N7	2:1:3:ARG:CZ	0.62	2.63	2	2
1:2:22:G:C2	1:2:23:C:C2	0.62	2.87	2	3
1:2:20:U:C2'	1:2:20:U:O2	0.62	2.47	5	1
2:1:1:ARG:NH1	2:1:12:VAL:CG1	0.62	2.63	7	2
1:2:18:A:O4'	1:2:19:U:H5"	0.61	1.94	8	1
1:2:21:A:O2'	1:2:22:G:P	0.61	2.59	7	2
1:2:23:C:C4	1:2:24:U:O4	0.61	2.53	9	5
1:2:21:A:C2	1:2:22:G:C6	0.61	2.88	6	1
2:1:1:ARG:NH2	2:1:3:ARG:CB	0.61	2.64	8	1
1:2:17:C:C5	1:2:21:A:H2	0.61	2.14	2	4
2:1:2:VAL:O	2:1:4:THR:N	0.61	2.33	4	1
1:2:16:U:H3'	1:2:17:C:C4	0.61	2.31	7	1
1:2:29:G:H2'	1:2:30:C:C6	0.61	2.31	10	10
1:2:21:A:C2	1:2:22:G:C4	0.61	2.89	9	3
1:2:10:U:C6	2:1:3:ARG:CZ	0.61	2.83	9	2
2:1:4:THR:O	2:1:6:GLY:N	0.61	2.34	10	2
1:2:18:A:N1	2:1:8:ARG:CD	0.61	2.63	5	1
2:1:1:ARG:O	2:1:1:ARG:CG	0.61	2.49	9	2
1:2:10:U:C4'	1:2:11:G:O5'	0.61	2.48	3	2
1:2:10:U:H1'	1:2:11:G:C8	0.61	2.31	3	2
1:2:17:C:C2	1:2:17:C:O5'	0.61	2.53	9	3
1:2:19:U:C5	1:2:21:A:C2	0.61	2.89	6	1
1:2:11:G:C8	2:1:3:ARG:NH2	0.61	2.68	7	1
1:2:19:U:H1'	1:2:21:A:O4'	0.61	1.95	5	1
2:1:1:ARG:HH22	2:1:3:ARG:CB	0.60	2.09	8	1
1:2:10:U:O4'	1:2:11:G:H8	0.60	1.79	1	2
1:2:22:G:O2'	1:2:23:C:O5'	0.60	2.19	4	7
1:2:10:U:C5	2:1:3:ARG:CZ	0.60	2.84	4	2
1:2:20:U:O3'	2:1:9:ARG:NE	0.60	2.34	6	1
1:2:8:C:H2'	1:2:9:G:C8	0.60	2.31	8	6
2:1:5:ARG:O	2:1:7:LYS:N	0.60	2.33	2	3
1:2:25:C:N3	1:2:26:C:C5	0.60	2.69	2	1
1:2:11:G:N7	2:1:3:ARG:CD	0.60	2.64	4	1
1:2:19:U:H3'	1:2:20:U:C5	0.60	2.31	10	1
1:2:4:G:C6	1:2:5:G:O6	0.60	2.54	2	10

Continued on next page...

Continued from previous page...

Atom-1	Atom-2	Clash(Å)	Distance(Å)	Models	
				Worst	Total
1:2:13:A:H4'	1:2:13:A:OP2	0.60	1.95	1	1
1:2:21:A:N7	2:1:8:ARG:HB3	0.60	2.10	5	2
1:2:20:U:C5	2:1:8:ARG:CD	0.60	2.84	1	3
1:2:26:C:H2'	1:2:26:C:O2	0.60	1.96	5	10
1:2:16:U:C2	1:2:17:C:C5	0.60	2.86	1	5
1:2:11:G:O3'	1:2:12:U:H4'	0.59	1.96	7	1
1:2:12:U:H3'	1:2:12:U:OP1	0.59	1.97	8	1
1:2:16:U:H3	1:2:21:A:N6	0.59	1.94	5	5
1:2:19:U:H5"	1:2:20:U:C4	0.59	2.33	10	1
1:2:7:U:H2'	1:2:8:C:C6	0.59	2.32	10	8
1:2:4:G:H3'	1:2:4:G:OP1	0.59	1.97	10	1
1:2:24:U:C2'	1:2:25:C:O4'	0.59	2.50	9	10
2:1:1:ARG:CZ	2:1:3:ARG:NH1	0.59	2.65	3	1
1:2:17:C:C5'	1:2:17:C:O2	0.59	2.51	6	2
1:2:16:U:C1'	1:2:17:C:C5	0.59	2.85	2	5
1:2:18:A:O4'	1:2:19:U:C5	0.59	2.56	6	6
1:2:26:C:H4'	1:2:27:G:OP1	0.59	1.96	7	10
1:2:10:U:O2'	1:2:11:G:OP2	0.59	2.18	4	3
1:2:17:C:H6	1:2:19:U:O4	0.59	1.81	6	1
1:2:4:G:N1	1:2:5:G:C6	0.59	2.71	2	10
1:2:18:A:N3	1:2:19:U:H6	0.59	1.96	2	4
1:2:18:A:C1'	1:2:19:U:OP2	0.59	2.51	3	2
2:1:4:THR:CG2	2:1:9:ARG:HE	0.59	2.10	3	1
1:2:4:G:H2'	1:2:4:G:OP2	0.59	1.98	8	1
1:2:10:U:O2	1:2:13:A:N7	0.59	2.36	1	8
1:2:21:A:N1	1:2:22:G:C6	0.59	2.71	6	4
2:1:12:VAL:O	2:1:12:VAL:HG13	0.58	1.98	10	2
1:2:16:U:C2'	1:2:17:C:C6	0.58	2.86	9	1
1:2:20:U:O2'	2:1:9:ARG:CB	0.58	2.51	5	9
1:2:5:G:O2'	1:2:6:C:O5'	0.58	2.21	5	10
1:2:18:A:O2'	1:2:19:U:OP2	0.58	2.18	5	3
1:2:18:A:H2	1:2:21:A:C5	0.58	2.15	9	3
1:2:10:U:O2	1:2:11:G:C8	0.58	2.57	3	3
2:1:8:ARG:NH1	2:1:8:ARG:HG2	0.58	2.13	6	1
2:1:3:ARG:HH22	2:1:12:VAL:HG12	0.58	1.57	10	1
1:2:11:G:N3	1:2:13:A:C8	0.58	2.72	5	3
1:2:20:U:O4'	1:2:21:A:C4'	0.58	2.51	5	6
2:1:3:ARG:NH1	2:1:12:VAL:CG1	0.58	2.67	6	1
1:2:23:C:OP1	1:2:23:C:H4'	0.58	1.97	10	1
1:2:11:G:C4	1:2:13:A:C8	0.58	2.92	5	2
1:2:26:C:O2'	1:2:27:G:P	0.58	2.62	9	10

Continued on next page...

Continued from previous page...

Atom-1	Atom-2	Clash(Å)	Distance(Å)	Models	
				Worst	Total
1:2:10:U:O2'	2:1:5:ARG:NE	0.58	2.35	4	1
1:2:13:A:C6	1:2:14:G:C5	0.57	2.91	1	6
1:2:18:A:N1	1:2:21:A:C2	0.57	2.72	2	1
1:2:24:U:H2'	1:2:25:C:C1'	0.57	2.29	10	6
1:2:4:G:H3'	1:2:4:G:P	0.57	2.38	9	1
2:1:10:ILE:O	2:1:11:ARG:NE	0.57	2.35	9	1
1:2:22:G:O2'	1:2:23:C:C5'	0.57	2.50	2	3
1:2:21:A:C4	1:2:22:G:C8	0.57	2.91	9	2
1:2:16:U:H3	1:2:21:A:H61	0.57	1.39	5	5
1:2:17:C:H2'	1:2:18:A:C8	0.57	2.35	6	6
1:2:16:U:H2'	1:2:17:C:N1	0.57	2.13	7	2
1:2:9:G:O2'	1:2:11:G:C5'	0.57	2.52	6	3
1:2:22:G:O2'	1:2:23:C:C6	0.57	2.57	8	3
1:2:12:U:O2	1:2:12:U:C2'	0.57	2.52	7	1
1:2:24:U:C4'	1:2:24:U:OP1	0.57	2.53	3	1
2:1:2:VAL:HG13	2:1:2:VAL:O	0.57	1.99	6	1
1:2:15:C:O2'	1:2:16:U:OP1	0.57	2.19	8	1
1:2:14:G:H4'	1:2:14:G:OP1	0.57	1.99	2	1
1:2:17:C:O2'	1:2:18:A:C5'	0.57	2.53	10	6
1:2:18:A:H4'	1:2:19:U:O5'	0.57	1.99	1	1
1:2:10:U:OP1	1:2:10:U:C4'	0.57	2.52	2	2
1:2:4:G:O2'	1:2:5:G:P	0.57	2.63	2	10
1:2:9:G:N7	2:1:1:ARG:NE	0.57	2.53	3	1
1:2:10:U:C1'	1:2:11:G:C8	0.57	2.87	6	3
1:2:17:C:OP2	1:2:17:C:N3	0.57	2.38	6	2
1:2:4:G:C2	1:2:5:G:C6	0.56	2.93	4	8
1:2:16:U:C1'	1:2:17:C:C4	0.56	2.87	5	4
1:2:26:C:C3'	1:2:27:G:C8	0.56	2.88	1	10
1:2:10:U:C2'	2:1:5:ARG:HE	0.56	2.13	4	2
1:2:6:C:O2'	1:2:7:U:O5'	0.56	2.22	10	10
1:2:16:U:C2	1:2:21:A:N1	0.56	2.73	8	5
1:2:10:U:C1'	1:2:11:G:OP2	0.56	2.53	4	3
1:2:21:A:N7	2:1:8:ARG:CB	0.56	2.68	5	1
2:1:6:GLY:O	2:1:7:LYS:CB	0.56	2.53	7	1
1:2:20:U:C4'	1:2:21:A:OP1	0.56	2.54	5	8
2:1:1:ARG:NH2	2:1:3:ARG:CA	0.56	2.67	8	1
1:2:17:C:C6	1:2:19:U:O4	0.56	2.58	1	5
1:2:4:G:C8	1:2:4:G:OP3	0.56	2.59	2	1
1:2:13:A:C2'	1:2:14:G:O4'	0.56	2.54	3	9
1:2:26:C:C4'	1:2:26:C:OP1	0.56	2.53	2	1
1:2:18:A:C4'	1:2:19:U:O5'	0.56	2.53	10	1

Continued on next page...

Continued from previous page...

Atom-1	Atom-2	Clash(Å)	Distance(Å)	Models	
				Worst	Total
1:2:10:U:C4'	1:2:11:G:OP1	0.56	2.53	8	3
1:2:30:C:H2'	1:2:31:C:C6	0.56	2.36	6	8
1:2:16:U:C4'	1:2:17:C:OP1	0.56	2.53	7	4
1:2:24:U:OP1	1:2:24:U:O4'	0.56	2.24	3	1
1:2:17:C:O2'	1:2:18:A:P	0.56	2.63	7	3
1:2:20:U:H1'	1:2:21:A:H5"	0.56	1.77	10	5
1:2:21:A:C1'	1:2:22:G:OP1	0.56	2.53	4	1
1:2:9:G:N7	2:1:1:ARG:NH2	0.56	2.41	7	2
1:2:22:G:O2'	1:2:23:C:OP1	0.55	2.24	10	2
1:2:20:U:C4'	1:2:21:A:C4'	0.55	2.84	5	3
1:2:20:U:C4'	1:2:21:A:H4'	0.55	2.31	5	1
1:2:20:U:H1'	2:1:8:ARG:NH1	0.55	2.16	6	1
1:2:12:U:O2	1:2:12:U:O4'	0.55	2.24	10	2
1:2:16:U:H2'	1:2:17:C:C5	0.55	2.36	9	6
1:2:16:U:H1'	1:2:17:C:C5	0.55	2.36	2	3
1:2:18:A:O2'	1:2:19:U:P	0.55	2.64	3	2
1:2:20:U:O4'	1:2:21:A:C5'	0.55	2.55	5	10
1:2:20:U:C3'	1:2:21:A:H5"	0.55	2.32	10	8
2:1:2:VAL:O	2:1:2:VAL:CG2	0.55	2.52	4	1
1:2:17:C:N1	1:2:19:U:O4	0.55	2.39	1	3
1:2:17:C:O2	1:2:17:C:C5'	0.55	2.52	7	3
1:2:22:G:O2'	1:2:23:C:O4'	0.55	2.24	6	2
1:2:14:G:N3	1:2:15:C:C5	0.55	2.75	6	3
1:2:17:C:C2	1:2:17:C:OP2	0.55	2.60	3	1
2:1:4:THR:HG22	2:1:9:ARG:HE	0.55	1.61	3	1
1:2:5:G:HO2'	1:2:6:C:C5'	0.55	2.15	5	2
1:2:20:U:H4'	1:2:21:A:C4'	0.55	2.31	5	3
1:2:20:U:O2'	2:1:9:ARG:HB3	0.55	2.01	5	6
1:2:9:G:H2'	1:2:10:U:C5'	0.54	2.20	2	1
1:2:20:U:H4'	1:2:21:A:C5'	0.54	2.32	6	6
1:2:14:G:H2'	1:2:15:C:H6	0.54	1.61	9	3
2:1:1:ARG:NH2	2:1:3:ARG:CG	0.54	2.70	8	1
1:2:4:G:H3'	1:2:4:G:OP2	0.54	2.03	5	1
1:2:21:A:C2	2:1:8:ARG:NH2	0.54	2.76	5	1
1:2:19:U:O2'	1:2:20:U:P	0.54	2.64	7	1
1:2:19:U:H3'	1:2:20:U:C4	0.54	2.38	10	1
1:2:9:G:N7	2:1:1:ARG:CZ	0.54	2.71	3	1
2:1:1:ARG:NH1	2:1:3:ARG:NH1	0.54	2.54	3	2
2:1:4:THR:HG22	2:1:9:ARG:NE	0.54	2.18	3	1
1:2:9:G:OP2	2:1:1:ARG:NH2	0.54	2.40	1	2
1:2:19:U:O2'	1:2:20:U:O5'	0.54	2.26	5	2

Continued on next page...

Continued from previous page...

Atom-1	Atom-2	Clash(Å)	Distance(Å)	Models	
				Worst	Total
1:2:6:C:O2'	1:2:7:U:C5'	0.54	2.56	7	3
1:2:19:U:C3'	1:2:20:U:C2	0.54	2.90	10	1
1:2:20:U:H1'	2:1:8:ARG:HH12	0.53	1.62	6	1
2:1:3:ARG:CZ	2:1:12:VAL:HG12	0.53	2.33	10	1
1:2:10:U:O4'	1:2:11:G:C8	0.53	2.61	1	2
1:2:16:U:C2	1:2:22:G:N2	0.53	2.77	7	1
1:2:17:C:O5'	1:2:17:C:O2	0.53	2.26	9	1
1:2:15:C:C3'	1:2:16:U:H5"	0.53	2.33	10	1
1:2:8:C:C6	2:1:1:ARG:HD3	0.53	2.39	4	1
1:2:9:G:C6	2:1:1:ARG:CZ	0.53	2.91	2	1
1:2:10:U:C6	2:1:3:ARG:NH1	0.53	2.77	4	2
1:2:16:U:O2	1:2:22:G:N2	0.53	2.41	7	2
2:1:1:ARG:HH22	2:1:2:VAL:C	0.53	2.06	1	1
1:2:11:G:C2'	1:2:13:A:C5'	0.53	2.87	6	2
1:2:17:C:O2	1:2:17:C:C3'	0.53	2.57	9	4
1:2:17:C:O2	1:2:17:C:C2'	0.53	2.56	9	2
1:2:17:C:C1'	1:2:19:U:O4	0.53	2.57	1	3
1:2:14:G:O2'	1:2:15:C:C5'	0.53	2.57	2	3
1:2:12:U:H4'	1:2:13:A:O5'	0.53	2.04	4	1
1:2:19:U:O2'	1:2:21:A:O4'	0.52	2.27	9	3
1:2:23:C:C4	1:2:24:U:C5	0.52	2.96	3	2
1:2:11:G:O2'	1:2:12:U:P	0.52	2.67	6	2
1:2:18:A:C4'	1:2:19:U:H5'	0.52	2.21	3	1
1:2:17:C:OP2	1:2:17:C:C2	0.52	2.62	6	1
1:2:21:A:H8	2:1:9:ARG:O	0.52	1.87	7	1
1:2:15:C:N3	1:2:16:U:N3	0.52	2.57	2	1
1:2:21:A:C8	2:1:8:ARG:NH2	0.52	2.77	6	1
1:2:6:C:N4	1:2:7:U:O4	0.52	2.43	2	5
1:2:21:A:N7	2:1:10:ILE:CD1	0.52	2.73	9	4
1:2:10:U:C1'	1:2:11:G:O5'	0.52	2.58	3	2
1:2:17:C:C2'	1:2:17:C:O2	0.52	2.58	10	1
1:2:20:U:C4	2:1:8:ARG:CG	0.52	2.92	1	1
1:2:8:C:OP2	2:1:14:PRO:O	0.52	2.27	10	4
1:2:4:G:P	1:2:4:G:C3'	0.52	2.97	5	2
2:1:3:ARG:NH1	2:1:10:ILE:HG23	0.52	2.20	6	1
2:1:3:ARG:HH12	2:1:11:ARG:C	0.52	2.07	6	1
1:2:15:C:C2'	1:2:16:U:OP1	0.52	2.57	8	1
2:1:1:ARG:CZ	2:1:3:ARG:HH11	0.52	2.18	8	1
2:1:1:ARG:O	2:1:12:VAL:N	0.52	2.31	4	1
2:1:1:ARG:CG	2:1:2:VAL:H	0.52	2.18	6	1
1:2:18:A:C2	1:2:20:U:C6	0.52	2.98	8	2

Continued on next page...

Continued from previous page...

Atom-1	Atom-2	Clash(Å)	Distance(Å)	Models	
				Worst	Total
1:2:18:A:N1	2:1:8:ARG:CZ	0.52	2.72	9	1
1:2:14:G:O2'	1:2:15:C:OP1	0.52	2.28	2	3
1:2:4:G:OP3	1:2:4:G:H8	0.52	1.88	2	1
1:2:19:U:O2'	1:2:21:A:C1'	0.51	2.58	6	1
2:1:8:ARG:HH11	2:1:8:ARG:CB	0.51	2.19	6	1
1:2:18:A:C1'	1:2:19:U:O5'	0.51	2.58	10	1
1:2:10:U:C6	2:1:3:ARG:NH2	0.51	2.78	2	3
1:2:16:U:O2'	1:2:17:C:OP1	0.51	2.29	8	3
1:2:10:U:H2'	2:1:5:ARG:CD	0.51	2.36	4	2
2:1:1:ARG:CG	2:1:2:VAL:N	0.51	2.73	6	1
2:1:9:ARG:HG3	2:1:10:ILE:H	0.51	1.66	6	1
1:2:10:U:O4	1:2:14:G:O6	0.51	2.29	2	3
1:2:20:U:O4'	1:2:21:A:O4'	0.51	2.28	4	3
2:1:3:ARG:NH2	2:1:12:VAL:HG21	0.51	2.19	5	2
1:2:18:A:C5'	1:2:19:U:OP1	0.51	2.58	6	3
1:2:13:A:H5'	1:2:13:A:H8	0.51	1.66	10	2
1:2:12:U:O4'	1:2:12:U:O2	0.51	2.23	1	2
1:2:10:U:C4	2:1:3:ARG:CZ	0.51	2.94	4	1
1:2:17:C:H41	1:2:22:G:N2	0.51	2.03	1	1
1:2:17:C:O2	1:2:17:C:OP2	0.51	2.28	3	1
1:2:18:A:C6	2:1:8:ARG:CZ	0.51	2.94	9	1
1:2:20:U:O4	2:1:8:ARG:NE	0.51	2.42	9	1
1:2:17:C:C5	1:2:21:A:C2	0.51	2.98	2	3
1:2:20:U:C2	1:2:20:U:OP2	0.51	2.64	3	1
1:2:12:U:C4'	1:2:13:A:OP2	0.51	2.59	7	1
1:2:28:A:H2'	1:2:29:G:C8	0.51	2.41	10	7
2:1:4:THR:O	2:1:5:ARG:C	0.51	2.48	1	5
2:1:12:VAL:HG22	2:1:12:VAL:O	0.51	2.05	2	1
1:2:27:G:O2'	1:2:28:A:C5'	0.50	2.59	3	1
1:2:6:C:C2'	1:2:7:U:O5'	0.50	2.60	8	8
1:2:26:C:OP1	1:2:26:C:O4'	0.50	2.29	2	4
2:1:1:ARG:NH2	2:1:12:VAL:HG11	0.50	2.20	4	1
1:2:16:U:C5	1:2:17:C:C5	0.50	2.99	6	1
1:2:23:C:O2'	1:2:24:U:OP1	0.50	2.24	3	1
1:2:30:C:C4	1:2:31:C:C4	0.50	2.99	8	2
1:2:4:G:N3	1:2:5:G:C8	0.50	2.80	6	6
2:1:4:THR:O	2:1:5:ARG:O	0.50	2.29	4	1
2:1:1:ARG:CG	2:1:12:VAL:HG23	0.50	2.37	9	1
1:2:27:G:O2'	1:2:28:A:O4'	0.50	2.29	1	7
1:2:11:G:C8	2:1:3:ARG:NH1	0.50	2.80	9	1
1:2:9:G:O2'	1:2:11:G:H5'	0.50	2.06	6	1

Continued on next page...

Continued from previous page...

Atom-1	Atom-2	Clash(Å)	Distance(Å)	Models	
				Worst	Total
2:1:1:ARG:HH11	2:1:12:VAL:HB	0.50	1.66	3	1
2:1:4:THR:C	2:1:6:GLY:N	0.50	2.65	10	1
1:2:16:U:O2	1:2:21:A:C2	0.50	2.65	9	3
1:2:21:A:O2'	1:2:22:G:O4'	0.50	2.30	10	3
1:2:4:G:C4	1:2:5:G:C8	0.50	3.00	7	2
2:1:3:ARG:NH1	2:1:11:ARG:C	0.50	2.66	6	1
1:2:18:A:HO2'	1:2:19:U:P	0.49	2.30	10	2
1:2:14:G:OP1	1:2:14:G:H4'	0.49	2.07	8	3
1:2:14:G:C2	1:2:15:C:C5	0.49	3.00	9	2
1:2:11:G:O2'	1:2:13:A:C4'	0.49	2.60	10	1
2:1:3:ARG:C	2:1:5:ARG:H	0.49	2.09	10	1
1:2:17:C:O2	1:2:17:C:O4'	0.49	2.29	8	3
1:2:27:G:O2'	1:2:28:A:H5'	0.49	2.07	3	1
1:2:10:U:OP1	1:2:11:G:OP1	0.49	2.31	5	4
1:2:23:C:C4	1:2:24:U:C4	0.49	3.00	8	9
1:2:22:G:C2'	1:2:23:C:OP1	0.49	2.61	2	1
1:2:17:C:O2	1:2:17:C:O5'	0.49	2.30	10	2
1:2:21:A:N7	2:1:9:ARG:O	0.49	2.44	6	1
1:2:21:A:C2'	1:2:22:G:C8	0.49	2.95	1	3
1:2:7:U:O2'	1:2:8:C:O5'	0.49	2.30	4	3
1:2:21:A:P	2:1:11:ARG:HH21	0.49	2.30	8	1
1:2:21:A:C2'	1:2:22:G:H8	0.49	2.20	9	1
1:2:11:G:HO2'	1:2:12:U:P	0.49	2.30	6	1
1:2:19:U:H2'	2:1:8:ARG:NH2	0.49	2.22	6	1
1:2:6:C:C4	1:2:7:U:O4	0.49	2.66	9	2
1:2:10:U:P	1:2:11:G:OP1	0.49	2.71	1	1
1:2:13:A:N6	1:2:14:G:C6	0.49	2.80	1	1
1:2:10:U:H1'	1:2:11:G:H8	0.49	1.65	3	1
1:2:20:U:C5	2:1:8:ARG:HD3	0.49	2.42	4	2
1:2:21:A:C1'	2:1:8:ARG:HH22	0.49	2.19	6	1
1:2:23:C:H2'	1:2:24:U:C6	0.49	2.43	8	3
1:2:16:U:OP1	1:2:16:U:O4'	0.49	2.31	8	1
2:1:3:ARG:NH2	2:1:12:VAL:CG1	0.49	2.72	10	1
1:2:4:G:N3	1:2:5:G:N7	0.49	2.61	4	6
1:2:18:A:H4'	1:2:19:U:OP1	0.49	2.08	8	2
1:2:9:G:H2'	2:1:3:ARG:HH12	0.49	1.67	7	1
1:2:16:U:OP1	1:2:16:U:C4'	0.49	2.61	8	1
1:2:15:C:H2'	1:2:16:U:C5'	0.49	2.33	9	1
1:2:18:A:OP1	1:2:19:U:O4	0.49	2.31	10	1
1:2:18:A:C4'	1:2:19:U:OP1	0.49	2.61	7	4
1:2:19:U:O2'	1:2:20:U:C5'	0.49	2.58	8	2

Continued on next page...

Continued from previous page...

Atom-1	Atom-2	Clash(Å)	Distance(Å)	Models	
				Worst	Total
1:2:10:U:N3	2:1:3:ARG:NH2	0.48	2.60	9	1
1:2:19:U:O4'	1:2:19:U:O2	0.48	2.31	9	1
1:2:4:G:OP1	1:2:4:G:C8	0.48	2.67	6	2
1:2:6:C:C4	1:2:7:U:C5	0.48	3.01	2	3
1:2:9:G:HO2'	1:2:10:U:P	0.48	2.32	2	1
1:2:10:U:C2'	1:2:11:G:OP2	0.48	2.61	4	2
1:2:15:C:C4	1:2:16:U:N3	0.48	2.80	2	1
1:2:16:U:C2'	1:2:17:C:C1'	0.48	2.90	3	1
2:1:3:ARG:HH12	2:1:12:VAL:CG2	0.48	2.17	1	1
1:2:20:U:O2'	2:1:9:ARG:HB2	0.48	2.09	6	3
1:2:16:U:O2	1:2:22:G:C2	0.48	2.65	7	3
1:2:10:U:N1	1:2:11:G:C8	0.48	2.81	7	1
1:2:11:G:O6	2:1:3:ARG:CZ	0.48	2.61	5	1
1:2:18:A:N1	2:1:8:ARG:HD3	0.48	2.22	5	1
1:2:13:A:C6	1:2:14:G:C6	0.48	3.02	8	2
1:2:8:C:N4	2:1:1:ARG:NH1	0.48	2.61	9	1
2:1:3:ARG:C	2:1:5:ARG:N	0.48	2.67	10	1
1:2:17:C:P	1:2:17:C:H3'	0.48	2.48	1	2
1:2:10:U:O2	1:2:11:G:C2'	0.48	2.53	1	2
1:2:17:C:OP2	1:2:17:C:H2'	0.48	2.09	1	1
1:2:14:G:O2'	1:2:15:C:O5'	0.48	2.32	9	3
1:2:13:A:C2	1:2:24:U:O2	0.48	2.67	3	3
1:2:26:C:HO2'	1:2:27:G:H5'	0.48	1.66	7	4
1:2:20:U:O2'	2:1:7:LYS:O	0.48	2.27	2	1
1:2:8:C:O2'	1:2:9:G:C5'	0.48	2.57	10	5
1:2:7:U:OP2	2:1:14:PRO:CB	0.48	2.62	3	1
1:2:16:U:O2'	1:2:17:C:C4	0.47	2.66	1	3
1:2:10:U:C1'	1:2:11:G:H5'	0.47	2.39	2	1
1:2:18:A:C2'	1:2:19:U:OP2	0.47	2.62	5	2
2:1:2:VAL:HG21	2:1:9:ARG:NH1	0.47	2.23	4	1
1:2:16:U:O2'	1:2:17:C:N1	0.47	2.46	9	1
1:2:10:U:C1'	1:2:11:G:H8	0.47	2.21	7	1
1:2:21:A:C6	1:2:22:G:O6	0.47	2.67	6	3
1:2:21:A:N7	2:1:8:ARG:CZ	0.47	2.77	6	1
1:2:19:U:H3'	1:2:20:U:N1	0.47	2.23	10	1
1:2:19:U:H1'	1:2:22:G:OP1	0.47	2.10	4	1
1:2:6:C:H2'	1:2:7:U:C6	0.47	2.44	9	2
2:1:5:ARG:C	2:1:7:LYS:N	0.47	2.68	1	1
1:2:16:U:C2'	1:2:17:C:O4'	0.47	2.62	3	1
1:2:19:U:OP2	1:2:19:U:C3'	0.47	2.60	3	1
1:2:21:A:N7	2:1:8:ARG:HD2	0.47	2.25	7	2

Continued on next page...

Continued from previous page...

Atom-1	Atom-2	Clash(Å)	Distance(Å)	Models	
				Worst	Total
1:2:4:G:OP1	1:2:4:G:H8	0.47	1.92	6	2
1:2:19:U:C6	2:1:8:ARG:NH2	0.47	2.83	5	1
1:2:4:G:C2	1:2:5:G:C4	0.47	3.03	7	2
1:2:4:G:C6	1:2:5:G:C6	0.47	3.02	7	3
2:1:1:ARG:NH1	2:1:1:ARG:HB2	0.47	2.24	6	1
1:2:16:U:N3	1:2:21:A:N6	0.47	2.61	4	1
2:1:1:ARG:HD3	2:1:12:VAL:HG13	0.47	1.87	10	1
1:2:9:G:N3	1:2:11:G:C8	0.47	2.83	10	1
1:2:18:A:H3'	1:2:18:A:P	0.46	2.50	1	1
1:2:18:A:C2	1:2:21:A:N1	0.46	2.83	9	1
2:1:1:ARG:HH22	2:1:3:ARG:HA	0.46	1.70	5	2
1:2:14:G:C2'	1:2:15:C:H6	0.46	2.23	6	3
1:2:20:U:C5	2:1:8:ARG:CZ	0.46	2.97	6	1
1:2:13:A:C8	1:2:13:A:H5'	0.46	2.45	10	1
1:2:11:G:C2'	1:2:13:A:OP2	0.46	2.64	3	1
1:2:21:A:N3	1:2:22:G:C8	0.46	2.83	9	3
2:1:10:ILE:N	2:1:10:ILE:HD13	0.46	2.23	7	1
1:2:19:U:O3'	1:2:20:U:C2	0.46	2.68	10	1
1:2:10:U:C2'	2:1:5:ARG:NE	0.46	2.79	4	1
1:2:11:G:O2'	1:2:13:A:O4'	0.46	2.33	10	2
1:2:10:U:H1'	1:2:11:G:H2'	0.46	1.88	1	1
1:2:19:U:C1'	1:2:22:G:OP1	0.46	2.64	4	1
2:1:3:ARG:NH1	2:1:12:VAL:CB	0.46	2.79	6	1
1:2:17:C:HO2'	1:2:18:A:C1'	0.46	2.20	1	1
1:2:22:G:HO2'	1:2:23:C:P	0.46	2.26	1	1
1:2:19:U:O2	1:2:19:U:O4'	0.46	2.31	2	1
2:1:10:ILE:HD13	2:1:10:ILE:N	0.46	2.25	2	1
1:2:11:G:C4	1:2:13:A:N7	0.46	2.84	5	1
1:2:16:U:C2'	1:2:17:C:OP2	0.46	2.64	4	2
1:2:26:C:C4'	1:2:27:G:OP1	0.46	2.63	7	10
1:2:13:A:O5'	1:2:14:G:OP2	0.46	2.34	3	1
1:2:19:U:O2'	1:2:20:U:OP1	0.46	2.34	7	1
1:2:21:A:O2'	1:2:22:G:C5'	0.46	2.64	1	1
1:2:16:U:O3'	1:2:17:C:O4'	0.46	2.34	3	1
1:2:20:U:O2	1:2:20:U:H2'	0.46	2.11	5	1
2:1:3:ARG:HH12	2:1:12:VAL:CB	0.46	2.24	1	1
1:2:19:U:O2'	1:2:20:U:O4'	0.46	2.33	2	3
1:2:21:A:N7	2:1:8:ARG:CD	0.46	2.79	2	1
1:2:17:C:HO2'	1:2:18:A:P	0.45	2.35	6	1
1:2:19:U:C2'	1:2:21:A:H1'	0.45	2.41	6	1
1:2:22:G:N7	2:1:10:ILE:HD11	0.45	2.26	6	1

Continued on next page...

Continued from previous page...

Atom-1	Atom-2	Clash(Å)	Distance(Å)	Models	
				Worst	Total
1:2:16:U:O4	2:1:5:ARG:NH1	0.45	2.49	9	1
1:2:9:G:C3'	1:2:10:U:C5'	0.45	2.93	6	2
1:2:17:C:O2'	1:2:18:A:C1'	0.45	2.64	1	1
1:2:6:C:C4	1:2:7:U:C4	0.45	3.05	2	3
1:2:10:U:OP1	1:2:11:G:O5'	0.45	2.34	2	1
1:2:18:A:C2	1:2:21:A:N6	0.45	2.84	6	1
2:1:1:ARG:O	2:1:1:ARG:NH1	0.45	2.49	8	1
1:2:10:U:O4'	2:1:3:ARG:NH1	0.45	2.49	9	2
1:2:25:C:O2'	1:2:26:C:OP1	0.45	2.32	2	1
2:1:2:VAL:CG1	2:1:9:ARG:HE	0.45	2.24	7	1
1:2:30:C:N3	1:2:31:C:C4	0.45	2.84	6	1
1:2:16:U:C3'	1:2:17:C:C2	0.45	3.00	7	1
2:1:12:VAL:HG12	2:1:12:VAL:O	0.45	2.12	8	1
1:2:10:U:C2	2:1:3:ARG:NH2	0.45	2.83	9	1
1:2:15:C:C2'	1:2:16:U:C5'	0.45	2.94	9	1
1:2:27:G:H1	2:1:1:ARG:HH21	0.45	1.51	10	1
1:2:17:C:O2'	1:2:18:A:O4'	0.45	2.34	1	1
1:2:11:G:O2'	1:2:13:A:O5'	0.45	2.35	6	1
1:2:11:G:C4'	1:2:12:U:OP1	0.45	2.65	6	1
1:2:8:C:OP2	2:1:1:ARG:CG	0.45	2.64	4	1
1:2:10:U:H2'	2:1:5:ARG:HD3	0.45	1.88	7	1
1:2:20:U:C1'	1:2:21:A:C5'	0.45	2.87	10	2
1:2:7:U:OP2	2:1:14:PRO:CG	0.45	2.65	3	1
1:2:19:U:H2'	1:2:21:A:C1'	0.45	2.41	6	1
1:2:19:U:H6	2:1:8:ARG:HH21	0.45	1.53	6	1
1:2:11:G:N7	2:1:3:ARG:HD3	0.45	2.27	4	1
1:2:17:C:O2'	1:2:19:U:O4	0.45	2.34	5	1
1:2:21:A:N7	2:1:10:ILE:HD11	0.45	2.27	9	1
1:2:4:G:H1	1:2:31:C:H42	0.45	1.55	4	1
2:1:1:ARG:CD	2:1:12:VAL:O	0.45	2.65	9	1
1:2:11:G:O2'	1:2:13:A:H8	0.44	1.94	5	1
1:2:10:U:O2'	1:2:13:A:OP2	0.44	2.33	8	1
2:1:5:ARG:O	2:1:8:ARG:N	0.44	2.49	3	1
2:1:3:ARG:CZ	2:1:12:VAL:CG1	0.44	2.95	6	1
1:2:10:U:H2'	2:1:5:ARG:NE	0.44	2.27	3	2
1:2:26:C:C2'	1:2:26:C:O2	0.44	2.62	5	3
1:2:17:C:N4	1:2:22:G:C2	0.44	2.85	8	1
1:2:17:C:C5	1:2:18:A:C5	0.44	3.06	6	1
1:2:23:C:N3	1:2:24:U:C4	0.44	2.85	9	2
1:2:21:A:C5	2:1:10:ILE:HD11	0.44	2.48	10	1
2:1:1:ARG:HH12	2:1:12:VAL:CG1	0.44	2.24	7	1

Continued on next page...

Continued from previous page...

Atom-1	Atom-2	Clash(Å)	Distance(Å)	Models	
				Worst	Total
2:1:2:VAL:HG13	2:1:11:ARG:CZ	0.44	2.43	9	1
1:2:9:G:C2	1:2:11:G:C5	0.44	3.04	10	1
1:2:7:U:HO2'	1:2:8:C:C5'	0.44	2.25	3	1
1:2:15:C:H2'	1:2:16:U:C6	0.44	2.47	4	1
1:2:22:G:C4'	1:2:23:C:OP1	0.44	2.65	4	1
1:2:14:G:C2	1:2:15:C:C6	0.44	3.05	9	1
2:1:1:ARG:O	2:1:1:ARG:HG2	0.44	2.11	9	1
1:2:17:C:O4'	1:2:19:U:O4	0.43	2.35	9	1
1:2:18:A:N6	1:2:21:A:N1	0.43	2.66	8	1
1:2:8:C:O2'	1:2:9:G:O4'	0.43	2.30	10	1
1:2:6:C:HO2'	1:2:7:U:C5'	0.43	2.25	1	1
1:2:17:C:O4'	1:2:18:A:OP1	0.43	2.37	2	2
1:2:21:A:H1'	1:2:22:G:OP1	0.43	2.14	4	1
1:2:25:C:C2'	1:2:26:C:OP1	0.43	2.67	2	1
1:2:4:G:OP1	1:2:4:G:C2'	0.43	2.62	7	2
1:2:16:U:H3'	1:2:17:C:N3	0.43	2.28	7	1
1:2:17:C:H6	1:2:18:A:C5	0.43	2.30	9	1
2:1:3:ARG:NH1	2:1:12:VAL:HB	0.43	2.29	6	1
2:1:1:ARG:CB	2:1:3:ARG:HH12	0.43	2.27	10	1
1:2:21:A:N7	2:1:8:ARG:HD3	0.43	2.29	9	2
1:2:15:C:H2'	1:2:16:U:O4'	0.43	2.12	5	1
1:2:16:U:O3'	1:2:17:C:C2	0.43	2.71	7	1
1:2:20:U:C4	2:1:8:ARG:NH1	0.43	2.87	4	1
1:2:8:C:OP2	2:1:14:PRO:C	0.43	2.57	5	2
1:2:21:A:N9	2:1:8:ARG:NH1	0.43	2.67	5	1
2:1:1:ARG:CG	2:1:12:VAL:O	0.43	2.66	5	2
1:2:13:A:C5	1:2:14:G:C8	0.43	3.07	1	1
2:1:1:ARG:CZ	2:1:1:ARG:CB	0.43	2.97	4	1
1:2:19:U:HO2'	1:2:20:U:H6	0.43	1.57	5	1
2:1:1:ARG:HB2	2:1:1:ARG:HH11	0.43	1.74	6	1
1:2:24:U:OP1	1:2:24:U:C4'	0.42	2.67	1	1
1:2:21:A:C4'	1:2:22:G:OP1	0.42	2.66	4	1
1:2:20:U:H1'	1:2:21:A:C5'	0.42	2.44	10	1
1:2:12:U:P	1:2:13:A:OP2	0.42	2.77	9	1
1:2:19:U:C3'	1:2:20:U:N1	0.42	2.82	10	1
2:1:4:THR:OG1	2:1:9:ARG:CZ	0.42	2.68	4	1
1:2:11:G:O5'	1:2:12:U:O5'	0.42	2.38	8	1
1:2:12:U:C1'	1:2:13:A:OP2	0.42	2.67	4	1
1:2:14:G:C2'	1:2:15:C:C6	0.42	3.02	6	1
1:2:19:U:O2'	1:2:21:A:H1'	0.42	2.13	6	1
1:2:28:A:N6	1:2:29:G:O6	0.42	2.52	9	1

Continued on next page...

Continued from previous page...

Atom-1	Atom-2	Clash(Å)	Distance(Å)	Models	
				Worst	Total
1:2:13:A:C5	1:2:14:G:N7	0.42	2.87	1	1
1:2:18:A:C4'	1:2:19:U:C5'	0.42	2.88	1	1
1:2:9:G:O3'	1:2:11:G:OP1	0.42	2.38	6	1
1:2:16:U:C5	1:2:17:C:H5	0.42	2.31	6	1
1:2:27:G:H2'	1:2:28:A:C8	0.42	2.50	8	2
1:2:7:U:H2'	1:2:8:C:H6	0.42	1.73	10	2
2:1:5:ARG:O	2:1:6:GLY:C	0.42	2.55	3	2
2:1:4:THR:CB	2:1:9:ARG:HE	0.42	2.28	3	1
1:2:15:C:C4	1:2:16:U:O4	0.42	2.73	7	1
1:2:17:C:C6	1:2:18:A:N6	0.42	2.88	9	1
2:1:3:ARG:NH1	2:1:3:ARG:HG2	0.42	2.28	2	1
1:2:10:U:H1'	1:2:11:G:O5'	0.42	2.15	3	2
1:2:9:G:N7	2:1:3:ARG:CD	0.42	2.83	9	1
1:2:19:U:C3'	1:2:20:U:C6	0.42	2.99	10	1
1:2:19:U:H3'	1:2:20:U:N3	0.42	2.30	10	1
1:2:26:C:OP1	1:2:26:C:C4'	0.41	2.68	3	1
1:2:11:G:P	1:2:11:G:C3'	0.41	3.03	4	1
1:2:13:A:H2'	1:2:14:G:C1'	0.41	2.44	6	2
1:2:19:U:C2'	1:2:21:A:C1'	0.41	2.98	6	1
1:2:10:U:H5'	2:1:3:ARG:HG3	0.41	1.91	1	1
1:2:20:U:C1'	2:1:8:ARG:NH1	0.41	2.83	6	1
1:2:21:A:C5	2:1:8:ARG:CD	0.41	3.03	2	1
1:2:15:C:O2'	1:2:16:U:O5'	0.41	2.36	3	1
1:2:20:U:C4	2:1:8:ARG:CZ	0.41	3.03	4	1
2:1:1:ARG:NH1	2:1:12:VAL:HG12	0.41	2.27	7	1
1:2:16:U:O2'	1:2:17:C:C1'	0.41	2.68	9	1
1:2:19:U:C6	1:2:21:A:N3	0.41	2.88	9	1
1:2:21:A:C5	1:2:22:G:N7	0.41	2.88	9	1
1:2:28:A:C6	1:2:29:G:C6	0.41	3.09	9	1
2:1:1:ARG:HH12	2:1:3:ARG:N	0.41	2.13	5	1
2:1:7:LYS:O	2:1:8:ARG:O	0.41	2.38	10	1
2:1:1:ARG:N	2:1:12:VAL:O	0.41	2.53	4	1
1:2:17:C:H6	1:2:18:A:C6	0.41	2.34	9	1
1:2:11:G:OP1	1:2:12:U:OP2	0.41	2.39	10	1
1:2:21:A:N7	2:1:10:ILE:HD12	0.41	2.31	6	1
1:2:4:G:OP1	1:2:4:G:C3'	0.41	2.68	9	1
1:2:11:G:C2	1:2:13:A:C5	0.41	3.08	9	1
1:2:17:C:N4	1:2:22:G:H21	0.41	2.12	1	1
1:2:20:U:C5	2:1:8:ARG:CG	0.41	3.04	1	1
1:2:21:A:H2'	1:2:22:G:C8	0.41	2.51	1	1
1:2:22:G:C4	1:2:23:C:C6	0.41	3.08	2	1

Continued on next page...

Continued from previous page...

Atom-1	Atom-2	Clash(Å)	Distance(Å)	Models	
				Worst	Total
1:2:20:U:C2	2:1:8:ARG:HG2	0.41	2.51	6	1
1:2:12:U:OP1	1:2:12:U:C3'	0.41	2.69	7	1
1:2:13:A:OP1	1:2:14:G:OP2	0.41	2.38	7	1
1:2:11:G:C3'	1:2:13:A:H5"	0.41	2.45	10	1
1:2:23:C:OP1	1:2:23:C:O4'	0.41	2.38	10	1
1:2:18:A:C2	1:2:21:A:N3	0.41	2.88	1	1
2:1:4:THR:O	2:1:4:THR:HG23	0.40	2.16	5	1
1:2:8:C:P	2:1:14:PRO:O	0.40	2.79	9	1
1:2:9:G:N7	2:1:3:ARG:HD3	0.40	2.31	9	2
1:2:11:G:O3'	1:2:13:A:OP2	0.40	2.39	9	1
1:2:18:A:OP1	1:2:19:U:C4	0.40	2.74	10	1
2:1:3:ARG:HH12	2:1:12:VAL:HG11	0.40	1.76	1	1
1:2:18:A:H1'	1:2:19:U:H2'	0.40	1.92	2	1
1:2:19:U:O2'	1:2:20:U:C6	0.40	2.74	5	1
1:2:15:C:N3	1:2:16:U:C2	0.40	2.90	2	1
1:2:25:C:C2	1:2:26:C:C6	0.40	3.09	2	1
1:2:13:A:H2	1:2:24:U:O2	0.40	1.98	3	1
2:1:9:ARG:HG2	2:1:10:ILE:N	0.40	2.29	6	1
1:2:8:C:OP1	2:1:14:PRO:O	0.40	2.40	5	1
1:2:19:U:C2'	1:2:21:A:O4'	0.40	2.69	6	1
1:2:17:C:C6	1:2:18:A:C6	0.40	3.10	9	1
1:2:19:U:O2'	1:2:21:A:C4'	0.40	2.69	9	1
1:2:17:C:H2'	1:2:17:C:OP2	0.40	2.17	5	1
1:2:17:C:H42	1:2:22:G:N2	0.40	2.14	5	2
1:2:16:U:H6	1:2:16:U:C5'	0.40	2.30	10	1

6.3 Torsion angles (i)

6.3.1 Protein backbone (i)

In the following table, the Percentiles column shows the percent Ramachandran outliers of the chain as a percentile score with respect to all PDB entries followed by that with respect to all NMR entries. The Analysed column shows the number of residues for which the backbone conformation was analysed and the total number of residues.

Mol	Chain	Analysed	Favoured	Allowed	Outliers	Percentiles
2	1	12/14 (86%)	6±1 (47±9%)	3±2 (27±13%)	3±1 (27±12%)	0 1
All	All	120/140 (86%)	56 (47%)	32 (27%)	32 (27%)	0 1

All 8 unique Ramachandran outliers are listed below. They are sorted by the frequency of occurrence in the ensemble.

Mol	Chain	Res	Type	Models (Total)
2	1	13	PRO	10
2	1	5	ARG	6
2	1	4	THR	5
2	1	6	GLY	5
2	1	2	VAL	3
2	1	3	ARG	1
2	1	9	ARG	1
2	1	8	ARG	1

6.3.2 Protein sidechains (i)

In the following table, the Percentiles column shows the percent sidechain outliers of the chain as a percentile score with respect to all PDB entries followed by that with respect to all NMR entries. The Analysed column shows the number of residues for which the sidechain conformation was analysed and the total number of residues.

Mol	Chain	Analysed	Rotameric	Outliers	Percentiles
2	1	13/13 (100%)	11±2 (83±12%)	2±2 (17±12%)	5 40
All	All	130/130 (100%)	108 (83%)	22 (17%)	5 40

All 10 unique residues with a non-rotameric sidechain are listed below. They are sorted by the frequency of occurrence in the ensemble.

Mol	Chain	Res	Type	Models (Total)
2	1	3	ARG	5
2	1	1	ARG	3
2	1	2	VAL	3
2	1	8	ARG	2
2	1	11	ARG	2
2	1	12	VAL	2
2	1	10	ILE	2
2	1	4	THR	1
2	1	5	ARG	1
2	1	7	LYS	1

6.3.3 RNA (i)

Mol	Chain	Analysed	Backbone Outliers	Pucker Outliers	Suiteness
1	2	27/28 (96%)	23±1 (85±3%)	11±2 (41±6%)	0.09±0.03
All	All	271/280 (97%)	229 (85%)	112 (41%)	0.09

The overall RNA backbone suiteness is 0.09.

All unique RNA backbone outliers are listed below:

Mol	Chain	Res	Type	Models (Total)
1	2	5	G	10
1	2	8	C	10
1	2	9	G	10
1	2	11	G	10
1	2	12	U	10
1	2	13	A	10
1	2	14	G	10
1	2	15	C	10
1	2	17	C	10
1	2	18	A	10
1	2	19	U	10
1	2	20	U	10
1	2	21	A	10
1	2	22	G	10
1	2	23	C	10
1	2	24	U	10
1	2	25	C	10
1	2	26	C	10
1	2	27	G	10
1	2	30	C	10
1	2	10	U	9
1	2	16	U	9
1	2	7	U	7
1	2	31	C	4

All unique RNA pucker outliers are listed below:

Mol	Chain	Res	Type	Models (Total)
1	2	10	U	10
1	2	16	U	10
1	2	18	A	10
1	2	20	U	10
1	2	26	C	10
1	2	19	U	9
1	2	24	U	9
1	2	17	C	7
1	2	22	G	6
1	2	11	G	6
1	2	25	C	5
1	2	14	G	4

Continued on next page...

Continued from previous page...

Mol	Chain	Res	Type	Models (Total)
1	2	13	A	4
1	2	21	A	3
1	2	23	C	3
1	2	12	U	3
1	2	15	C	2
1	2	4	G	1

6.4 Non-standard residues in protein, DNA, RNA chains (i)

There are no non-standard protein/DNA/RNA residues in this entry.

6.5 Carbohydrates (i)

There are no monosaccharides in this entry.

6.6 Ligand geometry (i)

There are no ligands in this entry.

6.7 Other polymers (i)

There are no such molecules in this entry.

6.8 Polymer linkage issues (i)

There are no chain breaks in this entry.

7 Chemical shift validation (i)

No chemical shift data were provided