



Full wwPDB EM Validation Report ⓘ

May 12, 2026 – 12:11 AM EDT

PDB ID : 11EQ / pdb_000011eq
EMDB ID : EMD-75656
Title : RNA Vault with BAD bound (MVP/TEP1 sample)
Authors : Osinski, A.; Tagliabracci, V.S.
Deposited on : 2026-02-19
Resolution : 2.17 Å(reported)

This is a Full wwPDB EM Validation Report for a publicly released PDB entry.

We welcome your comments at validation@mail.wwpdb.org

A user guide is available at

<https://www.wwpdb.org/validation/2017/EMValidationReportHelp>

with specific help available everywhere you see the ⓘ symbol.

The types of validation reports are described at

<http://www.wwpdb.org/validation/2017/FAQs#types>.

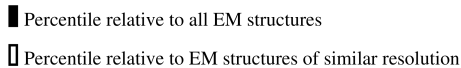
The following versions of software and data (see [references ⓘ](#)) were used in the production of this report:

EMDB validation analysis : 0.0.1.dev132
Mogul : 2022.3.0, CSD as543be (2022)
MolProbity : **FAILED**
Buster-report : wwPDB partial adaption of 1.1.7 (2018)
Percentile statistics : 20250101.v01 (using entries in the PDB archive January 1st 2025)
EM percentile statistics : 202505.v01 (Using data in the EMDB archive up until May 2025)
MapQ : 1.9.13
Ideal geometry (proteins) : Engh & Huber (2001)
Ideal geometry (DNA, RNA) : Parkinson et al. (1996)
Validation Pipeline (wwPDB-VP) : 2.49

i

ELECTRON MICROSCOPY

Percentile scores (ranging between 0-100) for global validation metrics of the entry are shown in the following graphic. The table shows the number of entries on which the scores are based.



Metric	EM structures (#Entries)	Similar EM resolution (#Entries, resolution range(Å))
Q-score	25397	2651 (1.67 - 2.67)

2 Entry composition [i](#)

There are 2 unique types of molecules in this entry. The entry contains 954252 atoms, of which 477984 are hydrogens and 0 are deuteriums.

In the tables below, the AltConf column contains the number of residues with at least one atom in alternate conformation and the Trace column contains the number of residues modelled with at most 2 atoms.

- Molecule 1 is a protein called Major vault protein.

Mol	Chain	Residues	Atoms						AltConf	Trace
1	A	764	Total 12164	C 3822	H 6102	N 1085	O 1145	S 10	0	0
1	B	764	Total 12164	C 3822	H 6102	N 1085	O 1145	S 10	0	0
1	C	764	Total 12164	C 3822	H 6102	N 1085	O 1145	S 10	0	0
1	D	764	Total 12164	C 3822	H 6102	N 1085	O 1145	S 10	0	0
1	E	764	Total 12164	C 3822	H 6102	N 1085	O 1145	S 10	0	0
1	F	764	Total 12164	C 3822	H 6102	N 1085	O 1145	S 10	0	0
1	G	764	Total 12164	C 3822	H 6102	N 1085	O 1145	S 10	0	0
1	H	764	Total 12164	C 3822	H 6102	N 1085	O 1145	S 10	0	0
1	I	764	Total 12164	C 3822	H 6102	N 1085	O 1145	S 10	0	0
1	J	764	Total 12164	C 3822	H 6102	N 1085	O 1145	S 10	0	0
1	K	764	Total 12164	C 3822	H 6102	N 1085	O 1145	S 10	0	0
1	L	764	Total 12164	C 3822	H 6102	N 1085	O 1145	S 10	0	0
1	M	764	Total 12164	C 3822	H 6102	N 1085	O 1145	S 10	0	0
1	N	764	Total 12164	C 3822	H 6102	N 1085	O 1145	S 10	0	0
1	O	764	Total 12164	C 3822	H 6102	N 1085	O 1145	S 10	0	0
1	P	764	Total 12164	C 3822	H 6102	N 1085	O 1145	S 10	0	0
1	Q	764	Total 12164	C 3822	H 6102	N 1085	O 1145	S 10	0	0

Continued on next page...

Continued from previous page...

Mol	Chain	Residues	Atoms						AltConf	Trace
1	R	764	Total 12164	C 3822	H 6102	N 1085	O 1145	S 10	0	0
1	S	764	Total 12164	C 3822	H 6102	N 1085	O 1145	S 10	0	0
1	T	764	Total 12164	C 3822	H 6102	N 1085	O 1145	S 10	0	0
1	U	764	Total 12164	C 3822	H 6102	N 1085	O 1145	S 10	0	0
1	V	764	Total 12164	C 3822	H 6102	N 1085	O 1145	S 10	0	0
1	W	764	Total 12164	C 3822	H 6102	N 1085	O 1145	S 10	0	0
1	X	764	Total 12164	C 3822	H 6102	N 1085	O 1145	S 10	0	0
1	Y	764	Total 12164	C 3822	H 6102	N 1085	O 1145	S 10	0	0
1	Z	764	Total 12164	C 3822	H 6102	N 1085	O 1145	S 10	0	0
1	a	764	Total 12164	C 3822	H 6102	N 1085	O 1145	S 10	0	0
1	b	764	Total 12164	C 3822	H 6102	N 1085	O 1145	S 10	0	0
1	c	764	Total 12164	C 3822	H 6102	N 1085	O 1145	S 10	0	0
1	d	764	Total 12164	C 3822	H 6102	N 1085	O 1145	S 10	0	0
1	e	764	Total 12164	C 3822	H 6102	N 1085	O 1145	S 10	0	0
1	f	764	Total 12164	C 3822	H 6102	N 1085	O 1145	S 10	0	0
1	g	764	Total 12164	C 3822	H 6102	N 1085	O 1145	S 10	0	0
1	h	764	Total 12164	C 3822	H 6102	N 1085	O 1145	S 10	0	0
1	i	764	Total 12164	C 3822	H 6102	N 1085	O 1145	S 10	0	0
1	j	764	Total 12164	C 3822	H 6102	N 1085	O 1145	S 10	0	0
1	k	764	Total 12164	C 3822	H 6102	N 1085	O 1145	S 10	0	0
1	l	764	Total 12164	C 3822	H 6102	N 1085	O 1145	S 10	0	0

Continued on next page...

Continued from previous page...

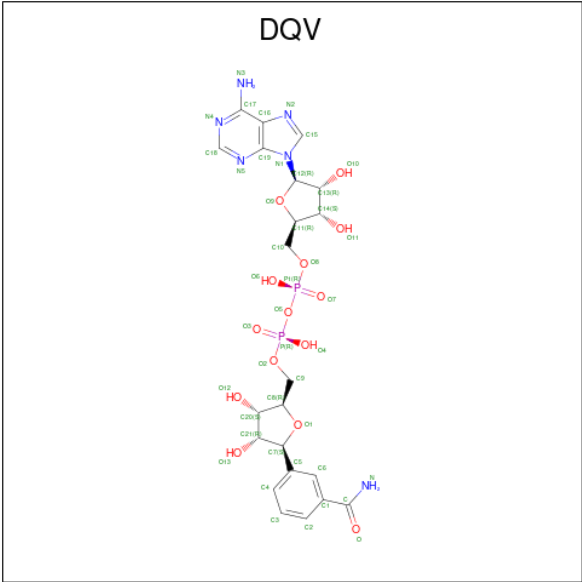
Mol	Chain	Residues	Atoms						AltConf	Trace
1	m	764	Total 12164	C 3822	H 6102	N 1085	O 1145	S 10	0	0
1	n	764	Total 12164	C 3822	H 6102	N 1085	O 1145	S 10	0	0
1	o	764	Total 12164	C 3822	H 6102	N 1085	O 1145	S 10	0	0
1	p	764	Total 12164	C 3822	H 6102	N 1085	O 1145	S 10	0	0
1	q	764	Total 12164	C 3822	H 6102	N 1085	O 1145	S 10	0	0
1	r	764	Total 12164	C 3822	H 6102	N 1085	O 1145	S 10	0	0
1	s	764	Total 12164	C 3822	H 6102	N 1085	O 1145	S 10	0	0
1	t	764	Total 12164	C 3822	H 6102	N 1085	O 1145	S 10	0	0
1	u	764	Total 12164	C 3822	H 6102	N 1085	O 1145	S 10	0	0
1	v	764	Total 12164	C 3822	H 6102	N 1085	O 1145	S 10	0	0
1	w	764	Total 12164	C 3822	H 6102	N 1085	O 1145	S 10	0	0
1	x	764	Total 12164	C 3822	H 6102	N 1085	O 1145	S 10	0	0
1	y	764	Total 12164	C 3822	H 6102	N 1085	O 1145	S 10	0	0
1	z	764	Total 12164	C 3822	H 6102	N 1085	O 1145	S 10	0	0
1	1	764	Total 12164	C 3822	H 6102	N 1085	O 1145	S 10	0	0
1	2	764	Total 12164	C 3822	H 6102	N 1085	O 1145	S 10	0	0
1	3	764	Total 12164	C 3822	H 6102	N 1085	O 1145	S 10	0	0
1	4	764	Total 12164	C 3822	H 6102	N 1085	O 1145	S 10	0	0
1	5	764	Total 12164	C 3822	H 6102	N 1085	O 1145	S 10	0	0
1	6	764	Total 12164	C 3822	H 6102	N 1085	O 1145	S 10	0	0
1	7	764	Total 12164	C 3822	H 6102	N 1085	O 1145	S 10	0	0

Continued on next page...

Continued from previous page...

Mol	Chain	Residues	Atoms						AltConf	Trace
1	8	764	Total	C	H	N	O	S	0	0
			12164	3822	6102	1085	1145	10		
1	9	764	Total	C	H	N	O	S	0	0
			12164	3822	6102	1085	1145	10		
1	0	764	Total	C	H	N	O	S	0	0
			12164	3822	6102	1085	1145	10		
1	AA	764	Total	C	H	N	O	S	0	0
			12164	3822	6102	1085	1145	10		
1	AB	764	Total	C	H	N	O	S	0	0
			12164	3822	6102	1085	1145	10		
1	AC	764	Total	C	H	N	O	S	0	0
			12164	3822	6102	1085	1145	10		
1	AD	764	Total	C	H	N	O	S	0	0
			12164	3822	6102	1085	1145	10		
1	AE	764	Total	C	H	N	O	S	0	0
			12164	3822	6102	1085	1145	10		
1	AF	764	Total	C	H	N	O	S	0	0
			12164	3822	6102	1085	1145	10		
1	AG	764	Total	C	H	N	O	S	0	0
			12164	3822	6102	1085	1145	10		
1	AH	764	Total	C	H	N	O	S	0	0
			12164	3822	6102	1085	1145	10		
1	AI	764	Total	C	H	N	O	S	0	0
			12164	3822	6102	1085	1145	10		
1	AJ	764	Total	C	H	N	O	S	0	0
			12164	3822	6102	1085	1145	10		
1	AK	764	Total	C	H	N	O	S	0	0
			12164	3822	6102	1085	1145	10		
1	AL	764	Total	C	H	N	O	S	0	0
			12164	3822	6102	1085	1145	10		
1	AM	764	Total	C	H	N	O	S	0	0
			12164	3822	6102	1085	1145	10		
1	AN	764	Total	C	H	N	O	S	0	0
			12164	3822	6102	1085	1145	10		
1	AO	764	Total	C	H	N	O	S	0	0
			12164	3822	6102	1085	1145	10		
1	AP	764	Total	C	H	N	O	S	0	0
			12164	3822	6102	1085	1145	10		

- Molecule 2 is [(2R,3S,4R,5R)-5-(6-amino-9H-purin-9-yl)-3,4-dihydroxytetrahydrofuran-2-yl]methyl [(2R,3S,4R,5S)-5-(3-carbamoylphenyl)-3,4-dihydroxytetrahydrofuran-2-yl]methyl dihydrogen diphosphate (non-preferred name) (CCD ID: DQV) (formula: C₂₂H₂₈N₆O₁₄P₂) (labeled as "Ligand of Interest" by depositor).



Mol	Chain	Residues	Atoms						AltConf
2	A	1	Total	C	H	N	O	P	0
			70	22	26	6	14	2	
2	B	1	Total	C	H	N	O	P	0
			70	22	26	6	14	2	
2	C	1	Total	C	H	N	O	P	0
			70	22	26	6	14	2	
2	D	1	Total	C	H	N	O	P	0
			70	22	26	6	14	2	
2	E	1	Total	C	H	N	O	P	0
			70	22	26	6	14	2	
2	F	1	Total	C	H	N	O	P	0
			70	22	26	6	14	2	
2	G	1	Total	C	H	N	O	P	0
			70	22	26	6	14	2	
2	H	1	Total	C	H	N	O	P	0
			70	22	26	6	14	2	
2	I	1	Total	C	H	N	O	P	0
			70	22	26	6	14	2	
2	J	1	Total	C	H	N	O	P	0
			70	22	26	6	14	2	
2	K	1	Total	C	H	N	O	P	0
			70	22	26	6	14	2	
2	L	1	Total	C	H	N	O	P	0
			70	22	26	6	14	2	
2	M	1	Total	C	H	N	O	P	0
			70	22	26	6	14	2	
2	N	1	Total	C	H	N	O	P	0
			70	22	26	6	14	2	

Continued on next page...

Continued from previous page...

Mol	Chain	Residues	Atoms						AltConf
2	O	1	Total	C	H	N	O	P	0
			70	22	26	6	14	2	
2	P	1	Total	C	H	N	O	P	0
			70	22	26	6	14	2	
2	Q	1	Total	C	H	N	O	P	0
			70	22	26	6	14	2	
2	R	1	Total	C	H	N	O	P	0
			70	22	26	6	14	2	
2	S	1	Total	C	H	N	O	P	0
			70	22	26	6	14	2	
2	T	1	Total	C	H	N	O	P	0
			70	22	26	6	14	2	
2	U	1	Total	C	H	N	O	P	0
			70	22	26	6	14	2	
2	V	1	Total	C	H	N	O	P	0
			70	22	26	6	14	2	
2	W	1	Total	C	H	N	O	P	0
			70	22	26	6	14	2	
2	X	1	Total	C	H	N	O	P	0
			70	22	26	6	14	2	
2	Y	1	Total	C	H	N	O	P	0
			70	22	26	6	14	2	
2	Z	1	Total	C	H	N	O	P	0
			70	22	26	6	14	2	
2	a	1	Total	C	H	N	O	P	0
			70	22	26	6	14	2	
2	b	1	Total	C	H	N	O	P	0
			70	22	26	6	14	2	
2	c	1	Total	C	H	N	O	P	0
			70	22	26	6	14	2	
2	d	1	Total	C	H	N	O	P	0
			70	22	26	6	14	2	
2	e	1	Total	C	H	N	O	P	0
			70	22	26	6	14	2	
2	f	1	Total	C	H	N	O	P	0
			70	22	26	6	14	2	
2	g	1	Total	C	H	N	O	P	0
			70	22	26	6	14	2	
2	h	1	Total	C	H	N	O	P	0
			70	22	26	6	14	2	
2	i	1	Total	C	H	N	O	P	0
			70	22	26	6	14	2	

Continued on next page...

Continued from previous page...

Mol	Chain	Residues	Atoms						AltConf
2	j	1	Total	C	H	N	O	P	0
			70	22	26	6	14	2	
2	k	1	Total	C	H	N	O	P	0
			70	22	26	6	14	2	
2	l	1	Total	C	H	N	O	P	0
			70	22	26	6	14	2	
2	m	1	Total	C	H	N	O	P	0
			70	22	26	6	14	2	
2	n	1	Total	C	H	N	O	P	0
			70	22	26	6	14	2	
2	o	1	Total	C	H	N	O	P	0
			70	22	26	6	14	2	
2	p	1	Total	C	H	N	O	P	0
			70	22	26	6	14	2	
2	q	1	Total	C	H	N	O	P	0
			70	22	26	6	14	2	
2	r	1	Total	C	H	N	O	P	0
			70	22	26	6	14	2	
2	s	1	Total	C	H	N	O	P	0
			70	22	26	6	14	2	
2	t	1	Total	C	H	N	O	P	0
			70	22	26	6	14	2	
2	u	1	Total	C	H	N	O	P	0
			70	22	26	6	14	2	
2	v	1	Total	C	H	N	O	P	0
			70	22	26	6	14	2	
2	w	1	Total	C	H	N	O	P	0
			70	22	26	6	14	2	
2	x	1	Total	C	H	N	O	P	0
			70	22	26	6	14	2	
2	y	1	Total	C	H	N	O	P	0
			70	22	26	6	14	2	
2	z	1	Total	C	H	N	O	P	0
			70	22	26	6	14	2	
2	1	1	Total	C	H	N	O	P	0
			70	22	26	6	14	2	
2	2	1	Total	C	H	N	O	P	0
			70	22	26	6	14	2	
2	3	1	Total	C	H	N	O	P	0
			70	22	26	6	14	2	
2	4	1	Total	C	H	N	O	P	0
			70	22	26	6	14	2	

Continued on next page...

Continued from previous page...

Mol	Chain	Residues	Atoms						AltConf
2	5	1	Total	C	H	N	O	P	0
			70	22	26	6	14	2	
2	6	1	Total	C	H	N	O	P	0
			70	22	26	6	14	2	
2	7	1	Total	C	H	N	O	P	0
			70	22	26	6	14	2	
2	8	1	Total	C	H	N	O	P	0
			70	22	26	6	14	2	
2	9	1	Total	C	H	N	O	P	0
			70	22	26	6	14	2	
2	0	1	Total	C	H	N	O	P	0
			70	22	26	6	14	2	
2	AA	1	Total	C	H	N	O	P	0
			70	22	26	6	14	2	
2	AB	1	Total	C	H	N	O	P	0
			70	22	26	6	14	2	
2	AC	1	Total	C	H	N	O	P	0
			70	22	26	6	14	2	
2	AD	1	Total	C	H	N	O	P	0
			70	22	26	6	14	2	
2	AE	1	Total	C	H	N	O	P	0
			70	22	26	6	14	2	
2	AF	1	Total	C	H	N	O	P	0
			70	22	26	6	14	2	
2	AG	1	Total	C	H	N	O	P	0
			70	22	26	6	14	2	
2	AH	1	Total	C	H	N	O	P	0
			70	22	26	6	14	2	
2	AI	1	Total	C	H	N	O	P	0
			70	22	26	6	14	2	
2	AJ	1	Total	C	H	N	O	P	0
			70	22	26	6	14	2	
2	AK	1	Total	C	H	N	O	P	0
			70	22	26	6	14	2	
2	AL	1	Total	C	H	N	O	P	0
			70	22	26	6	14	2	
2	AM	1	Total	C	H	N	O	P	0
			70	22	26	6	14	2	
2	AN	1	Total	C	H	N	O	P	0
			70	22	26	6	14	2	
2	AO	1	Total	C	H	N	O	P	0
			70	22	26	6	14	2	

Continued on next page...

Continued from previous page...

Mol	Chain	Residues	Atoms						AltConf
2	AP	1	Total	C	H	N	O	P	0
			70	22	26	6	14	2	

MolProbity failed to run properly - this section is therefore empty.

3 Experimental information

Property	Value	Source
EM reconstruction method	SINGLE PARTICLE	Depositor
Imposed symmetry	POINT, D39	Depositor
Number of particles used	20744	Depositor
Resolution determination method	FSC 0.143 CUT-OFF	Depositor
CTF correction method	PHASE FLIPPING AND AMPLITUDE CORRECTION	Depositor
Microscope	TFS KRIOS	Depositor
Voltage (kV)	300	Depositor
Electron dose ($e^-/\text{\AA}^2$)	50	Depositor
Minimum defocus (nm)	900	Depositor
Maximum defocus (nm)	2200	Depositor
Magnification	Not provided	
Image detector	FEI FALCON IV (4k x 4k)	Depositor
Maximum map value	1.355	Depositor
Minimum map value	-0.762	Depositor
Average map value	0.000	Depositor
Map value standard deviation	0.037	Depositor
Recommended contour level	0.15	Depositor
Map size (Å)	859.2, 859.2, 859.2	wwPDB
Map dimensions	800, 800, 800	wwPDB
Map angles (°)	90.0, 90.0, 90.0	wwPDB
Pixel spacing (Å)	1.074, 1.074, 1.074	Depositor

4 Model quality [i](#)

4.1 Standard geometry [i](#)

MolProbity failed to run properly - this section is therefore empty.

4.2 Too-close contacts [i](#)

MolProbity failed to run properly - this section is therefore empty.

4.3 Torsion angles [i](#)

4.3.1 Protein backbone [i](#)

MolProbity failed to run properly - this section is therefore empty.

4.3.2 Protein sidechains [i](#)

MolProbity failed to run properly - this section is therefore empty.

4.3.3 RNA [i](#)

MolProbity failed to run properly - this section is therefore empty.

4.4 Non-standard residues in protein, DNA, RNA chains [i](#)

There are no non-standard protein/DNA/RNA residues in this entry.

4.5 Carbohydrates [i](#)

There are no oligosaccharides in this entry.

4.6 Ligand geometry [i](#)

78 ligands are modelled in this entry.

In the following table, the Counts columns list the number of bonds (or angles) for which Mogul statistics could be retrieved, the number of bonds (or angles) that are observed in the model and the number of bonds (or angles) that are defined in the Chemical Component Dictionary. The Link column lists molecule types, if any, to which the group is linked. The Z score for a bond

length (or angle) is the number of standard deviations the observed value is removed from the expected value. A bond length (or angle) with $|Z| > 2$ is considered an outlier worth inspection. RMSZ is the root-mean-square of all Z scores of the bond lengths (or angles).

Mol	Type	Chain	Res	Link	Bond lengths			Bond angles		
					Counts	RMSZ	# Z > 2	Counts	RMSZ	# Z > 2
2	DQV	AB	2001	-	48,48,48	1.15	3 (6%)	70,73,73	0.77	0
2	DQV	E	2001	-	48,48,48	1.15	3 (6%)	70,73,73	0.77	0
2	DQV	H	2001	-	48,48,48	1.15	3 (6%)	70,73,73	0.77	0
2	DQV	e	2001	-	48,48,48	1.15	3 (6%)	70,73,73	0.77	0
2	DQV	w	2001	-	48,48,48	1.15	3 (6%)	70,73,73	0.77	0
2	DQV	AE	2001	-	48,48,48	1.14	3 (6%)	70,73,73	0.77	0
2	DQV	t	2001	-	48,48,48	1.15	3 (6%)	70,73,73	0.77	0
2	DQV	X	2001	-	48,48,48	1.15	3 (6%)	70,73,73	0.77	0
2	DQV	5	2001	-	48,48,48	1.16	3 (6%)	70,73,73	0.77	0
2	DQV	A	2001	-	48,48,48	1.15	3 (6%)	70,73,73	0.77	0
2	DQV	8	2001	-	48,48,48	1.15	3 (6%)	70,73,73	0.77	0
2	DQV	F	2001	-	48,48,48	1.15	3 (6%)	70,73,73	0.77	0
2	DQV	AH	2001	-	48,48,48	1.15	3 (6%)	70,73,73	0.77	0
2	DQV	V	2001	-	48,48,48	1.15	3 (6%)	70,73,73	0.77	0
2	DQV	n	2001	-	48,48,48	1.15	3 (6%)	70,73,73	0.77	0
2	DQV	L	2001	-	48,48,48	1.15	3 (6%)	70,73,73	0.77	0
2	DQV	u	2001	-	48,48,48	1.15	3 (6%)	70,73,73	0.77	0
2	DQV	b	2001	-	48,48,48	1.14	3 (6%)	70,73,73	0.77	0
2	DQV	AN	2001	-	48,48,48	1.15	3 (6%)	70,73,73	0.77	0
2	DQV	G	2001	-	48,48,48	1.15	3 (6%)	70,73,73	0.77	0
2	DQV	i	2001	-	48,48,48	1.15	3 (6%)	70,73,73	0.77	0
2	DQV	v	2001	-	48,48,48	1.15	3 (6%)	70,73,73	0.77	0
2	DQV	f	2001	-	48,48,48	1.15	3 (6%)	70,73,73	0.77	0
2	DQV	a	2001	-	48,48,48	1.15	3 (6%)	70,73,73	0.77	0
2	DQV	AL	2001	-	48,48,48	1.15	3 (6%)	70,73,73	0.77	0
2	DQV	k	2001	-	48,48,48	1.15	3 (6%)	70,73,73	0.77	0
2	DQV	Q	2001	-	48,48,48	1.15	3 (6%)	70,73,73	0.77	0
2	DQV	l	2001	-	48,48,48	1.15	3 (6%)	70,73,73	0.77	0
2	DQV	z	2001	-	48,48,48	1.16	3 (6%)	70,73,73	0.77	0
2	DQV	J	2001	-	48,48,48	1.15	3 (6%)	70,73,73	0.77	0
2	DQV	R	2001	-	48,48,48	1.16	3 (6%)	70,73,73	0.77	0
2	DQV	4	2001	-	48,48,48	1.15	3 (6%)	70,73,73	0.77	0

Mol	Type	Chain	Res	Link	Bond lengths			Bond angles		
					Counts	RMSZ	# Z > 2	Counts	RMSZ	# Z > 2
2	DQV	U	2001	-	48,48,48	1.15	3 (6%)	70,73,73	0.77	0
2	DQV	6	2001	-	48,48,48	1.16	3 (6%)	70,73,73	0.77	0
2	DQV	m	2001	-	48,48,48	1.15	3 (6%)	70,73,73	0.77	0
2	DQV	0	2001	-	48,48,48	1.15	3 (6%)	70,73,73	0.77	0
2	DQV	B	2001	-	48,48,48	1.15	3 (6%)	70,73,73	0.77	0
2	DQV	S	2001	-	48,48,48	1.16	3 (6%)	70,73,73	0.77	0
2	DQV	N	2001	-	48,48,48	1.16	3 (6%)	70,73,73	0.77	0
2	DQV	s	2001	-	48,48,48	1.15	3 (6%)	70,73,73	0.77	0
2	DQV	x	2001	-	48,48,48	1.15	3 (6%)	70,73,73	0.77	0
2	DQV	AA	2001	-	48,48,48	1.15	3 (6%)	70,73,73	0.77	0
2	DQV	q	2001	-	48,48,48	1.15	3 (6%)	70,73,73	0.77	0
2	DQV	AF	2001	-	48,48,48	1.16	3 (6%)	70,73,73	0.77	0
2	DQV	p	2001	-	48,48,48	1.15	3 (6%)	70,73,73	0.77	0
2	DQV	AP	2001	-	48,48,48	1.15	3 (6%)	70,73,73	0.77	0
2	DQV	1	2001	-	48,48,48	1.16	3 (6%)	70,73,73	0.77	0
2	DQV	y	2001	-	48,48,48	1.15	3 (6%)	70,73,73	0.77	0
2	DQV	W	2001	-	48,48,48	1.15	3 (6%)	70,73,73	0.77	0
2	DQV	P	2001	-	48,48,48	1.15	3 (6%)	70,73,73	0.77	0
2	DQV	AI	2001	-	48,48,48	1.15	3 (6%)	70,73,73	0.77	0
2	DQV	C	2001	-	48,48,48	1.15	3 (6%)	70,73,73	0.77	0
2	DQV	7	2001	-	48,48,48	1.15	3 (6%)	70,73,73	0.77	0
2	DQV	9	2001	-	48,48,48	1.15	3 (6%)	70,73,73	0.77	0
2	DQV	AG	2001	-	48,48,48	1.15	3 (6%)	70,73,73	0.77	0
2	DQV	M	2001	-	48,48,48	1.16	3 (6%)	70,73,73	0.77	0
2	DQV	AM	2001	-	48,48,48	1.16	3 (6%)	70,73,73	0.77	0
2	DQV	AD	2001	-	48,48,48	1.15	3 (6%)	70,73,73	0.77	0
2	DQV	3	2001	-	48,48,48	1.15	3 (6%)	70,73,73	0.77	0
2	DQV	AJ	2001	-	48,48,48	1.15	3 (6%)	70,73,73	0.77	0
2	DQV	I	2001	-	48,48,48	1.15	3 (6%)	70,73,73	0.77	0
2	DQV	T	2001	-	48,48,48	1.15	3 (6%)	70,73,73	0.77	0
2	DQV	c	2001	-	48,48,48	1.16	3 (6%)	70,73,73	0.77	0
2	DQV	2	2001	-	48,48,48	1.15	3 (6%)	70,73,73	0.77	0
2	DQV	D	2001	-	48,48,48	1.15	3 (6%)	70,73,73	0.77	0
2	DQV	Y	2001	-	48,48,48	1.15	3 (6%)	70,73,73	0.77	0
2	DQV	AK	2001	-	48,48,48	1.15	3 (6%)	70,73,73	0.77	0

Mol	Type	Chain	Res	Link	Bond lengths			Bond angles		
					Counts	RMSZ	# Z > 2	Counts	RMSZ	# Z > 2
2	DQV	AO	2001	-	48,48,48	1.15	3 (6%)	70,73,73	0.77	0
2	DQV	h	2001	-	48,48,48	1.15	3 (6%)	70,73,73	0.77	0
2	DQV	d	2001	-	48,48,48	1.15	3 (6%)	70,73,73	0.77	0
2	DQV	AC	2001	-	48,48,48	1.15	3 (6%)	70,73,73	0.77	0
2	DQV	K	2001	-	48,48,48	1.15	3 (6%)	70,73,73	0.77	0
2	DQV	r	2001	-	48,48,48	1.15	3 (6%)	70,73,73	0.77	0
2	DQV	g	2001	-	48,48,48	1.15	3 (6%)	70,73,73	0.77	0
2	DQV	O	2001	-	48,48,48	1.15	3 (6%)	70,73,73	0.77	0
2	DQV	Z	2001	-	48,48,48	1.15	3 (6%)	70,73,73	0.77	0
2	DQV	j	2001	-	48,48,48	1.16	3 (6%)	70,73,73	0.77	0
2	DQV	o	2001	-	48,48,48	1.15	3 (6%)	70,73,73	0.77	0

In the following table, the Chirals column lists the number of chiral outliers, the number of chiral centers analysed, the number of these observed in the model and the number defined in the Chemical Component Dictionary. Similar counts are reported in the Torsion and Rings columns. '-' means no outliers of that kind were identified.

Mol	Type	Chain	Res	Link	Chirals	Torsions	Rings
2	DQV	AB	2001	-	-	10/30/62/62	0/5/5/5
2	DQV	E	2001	-	-	10/30/62/62	0/5/5/5
2	DQV	H	2001	-	-	10/30/62/62	0/5/5/5
2	DQV	e	2001	-	-	10/30/62/62	0/5/5/5
2	DQV	w	2001	-	-	10/30/62/62	0/5/5/5
2	DQV	AE	2001	-	-	10/30/62/62	0/5/5/5
2	DQV	t	2001	-	-	10/30/62/62	0/5/5/5
2	DQV	X	2001	-	-	10/30/62/62	0/5/5/5
2	DQV	5	2001	-	-	10/30/62/62	0/5/5/5
2	DQV	A	2001	-	-	10/30/62/62	0/5/5/5
2	DQV	8	2001	-	-	10/30/62/62	0/5/5/5
2	DQV	F	2001	-	-	10/30/62/62	0/5/5/5
2	DQV	AH	2001	-	-	10/30/62/62	0/5/5/5
2	DQV	V	2001	-	-	10/30/62/62	0/5/5/5
2	DQV	n	2001	-	-	10/30/62/62	0/5/5/5
2	DQV	L	2001	-	-	10/30/62/62	0/5/5/5
2	DQV	u	2001	-	-	10/30/62/62	0/5/5/5
2	DQV	b	2001	-	-	10/30/62/62	0/5/5/5

Continued on next page...

Continued from previous page...

Mol	Type	Chain	Res	Link	Chirals	Torsions	Rings
2	DQV	AN	2001	-	-	10/30/62/62	0/5/5/5
2	DQV	G	2001	-	-	10/30/62/62	0/5/5/5
2	DQV	i	2001	-	-	10/30/62/62	0/5/5/5
2	DQV	v	2001	-	-	10/30/62/62	0/5/5/5
2	DQV	f	2001	-	-	10/30/62/62	0/5/5/5
2	DQV	a	2001	-	-	10/30/62/62	0/5/5/5
2	DQV	AL	2001	-	-	10/30/62/62	0/5/5/5
2	DQV	k	2001	-	-	10/30/62/62	0/5/5/5
2	DQV	Q	2001	-	-	10/30/62/62	0/5/5/5
2	DQV	l	2001	-	-	10/30/62/62	0/5/5/5
2	DQV	z	2001	-	-	10/30/62/62	0/5/5/5
2	DQV	J	2001	-	-	10/30/62/62	0/5/5/5
2	DQV	R	2001	-	-	10/30/62/62	0/5/5/5
2	DQV	4	2001	-	-	10/30/62/62	0/5/5/5
2	DQV	U	2001	-	-	10/30/62/62	0/5/5/5
2	DQV	6	2001	-	-	10/30/62/62	0/5/5/5
2	DQV	m	2001	-	-	10/30/62/62	0/5/5/5
2	DQV	0	2001	-	-	10/30/62/62	0/5/5/5
2	DQV	B	2001	-	-	10/30/62/62	0/5/5/5
2	DQV	S	2001	-	-	10/30/62/62	0/5/5/5
2	DQV	N	2001	-	-	10/30/62/62	0/5/5/5
2	DQV	s	2001	-	-	10/30/62/62	0/5/5/5
2	DQV	x	2001	-	-	10/30/62/62	0/5/5/5
2	DQV	AA	2001	-	-	10/30/62/62	0/5/5/5
2	DQV	q	2001	-	-	10/30/62/62	0/5/5/5
2	DQV	AF	2001	-	-	10/30/62/62	0/5/5/5
2	DQV	p	2001	-	-	10/30/62/62	0/5/5/5
2	DQV	AP	2001	-	-	10/30/62/62	0/5/5/5
2	DQV	l	2001	-	-	10/30/62/62	0/5/5/5
2	DQV	y	2001	-	-	10/30/62/62	0/5/5/5
2	DQV	W	2001	-	-	10/30/62/62	0/5/5/5
2	DQV	P	2001	-	-	10/30/62/62	0/5/5/5
2	DQV	AI	2001	-	-	10/30/62/62	0/5/5/5
2	DQV	C	2001	-	-	10/30/62/62	0/5/5/5

Continued on next page...

Continued from previous page...

Mol	Type	Chain	Res	Link	Chirals	Torsions	Rings
2	DQV	7	2001	-	-	10/30/62/62	0/5/5/5
2	DQV	9	2001	-	-	10/30/62/62	0/5/5/5
2	DQV	AG	2001	-	-	10/30/62/62	0/5/5/5
2	DQV	M	2001	-	-	10/30/62/62	0/5/5/5
2	DQV	AM	2001	-	-	10/30/62/62	0/5/5/5
2	DQV	AD	2001	-	-	10/30/62/62	0/5/5/5
2	DQV	3	2001	-	-	10/30/62/62	0/5/5/5
2	DQV	AJ	2001	-	-	10/30/62/62	0/5/5/5
2	DQV	I	2001	-	-	10/30/62/62	0/5/5/5
2	DQV	T	2001	-	-	10/30/62/62	0/5/5/5
2	DQV	c	2001	-	-	10/30/62/62	0/5/5/5
2	DQV	2	2001	-	-	10/30/62/62	0/5/5/5
2	DQV	D	2001	-	-	10/30/62/62	0/5/5/5
2	DQV	Y	2001	-	-	10/30/62/62	0/5/5/5
2	DQV	AK	2001	-	-	10/30/62/62	0/5/5/5
2	DQV	AO	2001	-	-	10/30/62/62	0/5/5/5
2	DQV	h	2001	-	-	10/30/62/62	0/5/5/5
2	DQV	d	2001	-	-	10/30/62/62	0/5/5/5
2	DQV	AC	2001	-	-	10/30/62/62	0/5/5/5
2	DQV	K	2001	-	-	10/30/62/62	0/5/5/5
2	DQV	r	2001	-	-	10/30/62/62	0/5/5/5
2	DQV	g	2001	-	-	10/30/62/62	0/5/5/5
2	DQV	O	2001	-	-	10/30/62/62	0/5/5/5
2	DQV	Z	2001	-	-	10/30/62/62	0/5/5/5
2	DQV	j	2001	-	-	10/30/62/62	0/5/5/5
2	DQV	o	2001	-	-	10/30/62/62	0/5/5/5

All (234) bond length outliers are listed below:

Mol	Chain	Res	Type	Atoms	Z	Observed(Å)	Ideal(Å)
2	M	2001	DQV	P1-O5	4.86	1.64	1.59
2	z	2001	DQV	P1-O5	4.86	1.64	1.59
2	F	2001	DQV	P1-O5	4.85	1.64	1.59
2	s	2001	DQV	P1-O5	4.85	1.64	1.59
2	S	2001	DQV	P1-O5	4.84	1.64	1.59
2	6	2001	DQV	P1-O5	4.84	1.64	1.59

Continued on next page...

Continued from previous page...

Mol	Chain	Res	Type	Atoms	Z	Observed(Å)	Ideal(Å)
2	I	2001	DQV	P1-O5	4.83	1.64	1.59
2	v	2001	DQV	P1-O5	4.83	1.64	1.59
2	f	2001	DQV	P1-O5	4.83	1.64	1.59
2	AI	2001	DQV	P1-O5	4.83	1.64	1.59
2	Q	2001	DQV	P1-O5	4.83	1.64	1.59
2	4	2001	DQV	P1-O5	4.83	1.64	1.59
2	N	2001	DQV	P1-O5	4.83	1.64	1.59
2	1	2001	DQV	P1-O5	4.83	1.64	1.59
2	R	2001	DQV	P1-O5	4.82	1.64	1.59
2	c	2001	DQV	P1-O5	4.82	1.64	1.59
2	5	2001	DQV	P1-O5	4.82	1.64	1.59
2	AF	2001	DQV	P1-O5	4.82	1.64	1.59
2	i	2001	DQV	P1-O5	4.82	1.64	1.59
2	AL	2001	DQV	P1-O5	4.82	1.64	1.59
2	j	2001	DQV	P1-O5	4.82	1.64	1.59
2	AM	2001	DQV	P1-O5	4.82	1.64	1.59
2	y	2001	DQV	P1-O5	4.81	1.64	1.59
2	G	2001	DQV	P1-O5	4.81	1.64	1.59
2	t	2001	DQV	P1-O5	4.81	1.64	1.59
2	e	2001	DQV	P1-O5	4.81	1.64	1.59
2	AH	2001	DQV	P1-O5	4.81	1.64	1.59
2	X	2001	DQV	P1-O5	4.80	1.64	1.59
2	AA	2001	DQV	P1-O5	4.80	1.64	1.59
2	U	2001	DQV	P1-O5	4.80	1.64	1.59
2	8	2001	DQV	P1-O5	4.80	1.64	1.59
2	Y	2001	DQV	P1-O5	4.80	1.64	1.59
2	AB	2001	DQV	P1-O5	4.80	1.64	1.59
2	l	2001	DQV	P1-O5	4.80	1.64	1.59
2	AO	2001	DQV	P1-O5	4.80	1.64	1.59
2	a	2001	DQV	P1-O5	4.80	1.64	1.59
2	AD	2001	DQV	P1-O5	4.80	1.64	1.59
2	O	2001	DQV	P1-O5	4.79	1.64	1.59
2	2	2001	DQV	P1-O5	4.79	1.64	1.59
2	A	2001	DQV	P1-O5	4.79	1.64	1.59
2	n	2001	DQV	P1-O5	4.79	1.64	1.59
2	T	2001	DQV	P1-O5	4.79	1.64	1.59
2	7	2001	DQV	P1-O5	4.79	1.64	1.59
2	D	2001	DQV	P1-O5	4.78	1.64	1.59
2	q	2001	DQV	P1-O5	4.78	1.64	1.59
2	k	2001	DQV	P1-O5	4.78	1.64	1.59
2	AN	2001	DQV	P1-O5	4.78	1.64	1.59
2	B	2001	DQV	P1-O5	4.78	1.64	1.59

Continued on next page...

Continued from previous page...

Mol	Chain	Res	Type	Atoms	Z	Observed(Å)	Ideal(Å)
2	H	2001	DQV	P1-O5	4.78	1.64	1.59
2	o	2001	DQV	P1-O5	4.78	1.64	1.59
2	u	2001	DQV	P1-O5	4.78	1.64	1.59
2	C	2001	DQV	P1-O5	4.77	1.64	1.59
2	Z	2001	DQV	P1-O5	4.77	1.64	1.59
2	d	2001	DQV	P1-O5	4.77	1.64	1.59
2	p	2001	DQV	P1-O5	4.77	1.64	1.59
2	AC	2001	DQV	P1-O5	4.77	1.64	1.59
2	AG	2001	DQV	P1-O5	4.77	1.64	1.59
2	E	2001	DQV	P1-O5	4.77	1.64	1.59
2	r	2001	DQV	P1-O5	4.77	1.64	1.59
2	W	2001	DQV	P1-O5	4.76	1.64	1.59
2	0	2001	DQV	P1-O5	4.76	1.64	1.59
2	V	2001	DQV	P1-O5	4.76	1.64	1.59
2	9	2001	DQV	P1-O5	4.76	1.64	1.59
2	P	2001	DQV	P1-O5	4.76	1.64	1.59
2	3	2001	DQV	P1-O5	4.76	1.64	1.59
2	K	2001	DQV	P1-O5	4.75	1.64	1.59
2	x	2001	DQV	P1-O5	4.75	1.64	1.59
2	L	2001	DQV	P1-O5	4.75	1.64	1.59
2	g	2001	DQV	P1-O5	4.75	1.64	1.59
2	AJ	2001	DQV	P1-O5	4.75	1.64	1.59
2	J	2001	DQV	P1-O5	4.74	1.64	1.59
2	w	2001	DQV	P1-O5	4.74	1.64	1.59
2	h	2001	DQV	P1-O5	4.74	1.64	1.59
2	AK	2001	DQV	P1-O5	4.74	1.64	1.59
2	m	2001	DQV	P1-O5	4.74	1.64	1.59
2	AP	2001	DQV	P1-O5	4.74	1.64	1.59
2	b	2001	DQV	P1-O5	4.73	1.64	1.59
2	AE	2001	DQV	P1-O5	4.73	1.64	1.59
2	L	2001	DQV	P-O5	3.80	1.63	1.59
2	e	2001	DQV	P-O5	3.79	1.63	1.59
2	AH	2001	DQV	P-O5	3.79	1.63	1.59
2	R	2001	DQV	P-O5	3.78	1.63	1.59
2	5	2001	DQV	P-O5	3.78	1.63	1.59
2	k	2001	DQV	P-O5	3.78	1.63	1.59
2	AN	2001	DQV	P-O5	3.78	1.63	1.59
2	m	2001	DQV	P-O5	3.78	1.63	1.59
2	AP	2001	DQV	P-O5	3.78	1.63	1.59
2	h	2001	DQV	P-O5	3.77	1.63	1.59
2	AK	2001	DQV	P-O5	3.77	1.63	1.59
2	J	2001	DQV	P-O5	3.77	1.63	1.59

Continued on next page...

Continued from previous page...

Mol	Chain	Res	Type	Atoms	Z	Observed(Å)	Ideal(Å)
2	w	2001	DQV	P-O5	3.77	1.63	1.59
2	E	2001	DQV	P-O5	3.77	1.63	1.59
2	r	2001	DQV	P-O5	3.77	1.63	1.59
2	M	2001	DQV	P-O5	3.76	1.63	1.59
2	U	2001	DQV	P-O5	3.76	1.63	1.59
2	j	2001	DQV	P-O5	3.76	1.63	1.59
2	z	2001	DQV	P-O5	3.76	1.63	1.59
2	8	2001	DQV	P-O5	3.76	1.63	1.59
2	AM	2001	DQV	P-O5	3.76	1.63	1.59
2	y	2001	DQV	P-O5	3.76	1.63	1.59
2	l	2001	DQV	P-O5	3.76	1.63	1.59
2	AO	2001	DQV	P-O5	3.76	1.63	1.59
2	D	2001	DQV	P-O5	3.75	1.63	1.59
2	q	2001	DQV	P-O5	3.75	1.63	1.59
2	c	2001	DQV	P-O5	3.75	1.63	1.59
2	AF	2001	DQV	P-O5	3.75	1.63	1.59
2	B	2001	DQV	P-O5	3.75	1.63	1.59
2	o	2001	DQV	P-O5	3.75	1.63	1.59
2	A	2001	DQV	P-O5	3.75	1.63	1.59
2	H	2001	DQV	P-O5	3.75	1.63	1.59
2	n	2001	DQV	P-O5	3.75	1.63	1.59
2	u	2001	DQV	P-O5	3.75	1.63	1.59
2	i	2001	DQV	P-O5	3.75	1.63	1.59
2	AL	2001	DQV	P-O5	3.75	1.63	1.59
2	T	2001	DQV	P-O5	3.75	1.63	1.59
2	7	2001	DQV	P-O5	3.75	1.63	1.59
2	Q	2001	DQV	P-O5	3.74	1.63	1.59
2	4	2001	DQV	P-O5	3.74	1.63	1.59
2	S	2001	DQV	P-O5	3.74	1.63	1.59
2	6	2001	DQV	P-O5	3.74	1.63	1.59
2	I	2001	DQV	P-O5	3.74	1.63	1.59
2	Y	2001	DQV	P-O5	3.74	1.63	1.59
2	v	2001	DQV	P-O5	3.74	1.63	1.59
2	AB	2001	DQV	P-O5	3.74	1.63	1.59
2	X	2001	DQV	P-O5	3.74	1.63	1.59
2	b	2001	DQV	P-O5	3.74	1.63	1.59
2	g	2001	DQV	P-O5	3.74	1.63	1.59
2	AA	2001	DQV	P-O5	3.74	1.63	1.59
2	AE	2001	DQV	P-O5	3.74	1.63	1.59
2	AJ	2001	DQV	P-O5	3.74	1.63	1.59
2	f	2001	DQV	P-O5	3.74	1.63	1.59
2	AI	2001	DQV	P-O5	3.74	1.63	1.59

Continued on next page...

Continued from previous page...

Mol	Chain	Res	Type	Atoms	Z	Observed(Å)	Ideal(Å)
2	C	2001	DQV	P-O5	3.74	1.63	1.59
2	K	2001	DQV	P-O5	3.74	1.63	1.59
2	p	2001	DQV	P-O5	3.74	1.63	1.59
2	x	2001	DQV	P-O5	3.74	1.63	1.59
2	V	2001	DQV	P-O5	3.74	1.63	1.59
2	9	2001	DQV	P-O5	3.74	1.63	1.59
2	P	2001	DQV	P-O5	3.74	1.63	1.59
2	3	2001	DQV	P-O5	3.74	1.63	1.59
2	a	2001	DQV	P-O5	3.73	1.63	1.59
2	AD	2001	DQV	P-O5	3.73	1.63	1.59
2	N	2001	DQV	P-O5	3.73	1.63	1.59
2	1	2001	DQV	P-O5	3.73	1.63	1.59
2	G	2001	DQV	P-O5	3.72	1.63	1.59
2	W	2001	DQV	P-O5	3.72	1.63	1.59
2	t	2001	DQV	P-O5	3.72	1.63	1.59
2	0	2001	DQV	P-O5	3.72	1.63	1.59
2	Z	2001	DQV	P-O5	3.72	1.63	1.59
2	AC	2001	DQV	P-O5	3.72	1.63	1.59
2	d	2001	DQV	P-O5	3.72	1.63	1.59
2	AG	2001	DQV	P-O5	3.72	1.63	1.59
2	O	2001	DQV	P-O5	3.71	1.63	1.59
2	2	2001	DQV	P-O5	3.71	1.63	1.59
2	F	2001	DQV	P-O5	3.71	1.63	1.59
2	s	2001	DQV	P-O5	3.71	1.63	1.59
2	C	2001	DQV	O1-C7	-2.12	1.41	1.44
2	p	2001	DQV	O1-C7	-2.12	1.41	1.44
2	c	2001	DQV	O1-C7	-2.11	1.41	1.44
2	AF	2001	DQV	O1-C7	-2.11	1.41	1.44
2	K	2001	DQV	O1-C7	-2.11	1.41	1.44
2	x	2001	DQV	O1-C7	-2.11	1.41	1.44
2	j	2001	DQV	O1-C7	-2.10	1.41	1.44
2	AM	2001	DQV	O1-C7	-2.10	1.41	1.44
2	Z	2001	DQV	O1-C7	-2.10	1.41	1.44
2	AC	2001	DQV	O1-C7	-2.10	1.41	1.44
2	k	2001	DQV	O1-C7	-2.10	1.41	1.44
2	AN	2001	DQV	O1-C7	-2.10	1.41	1.44
2	S	2001	DQV	O1-C7	-2.10	1.41	1.44
2	6	2001	DQV	O1-C7	-2.10	1.41	1.44
2	T	2001	DQV	O1-C7	-2.09	1.41	1.44
2	7	2001	DQV	O1-C7	-2.09	1.41	1.44
2	V	2001	DQV	O1-C7	-2.09	1.41	1.44
2	9	2001	DQV	O1-C7	-2.09	1.41	1.44

Continued on next page...

Continued from previous page...

Mol	Chain	Res	Type	Atoms	Z	Observed(Å)	Ideal(Å)
2	g	2001	DQV	O1-C7	-2.09	1.41	1.44
2	AJ	2001	DQV	O1-C7	-2.09	1.41	1.44
2	d	2001	DQV	O1-C7	-2.09	1.41	1.44
2	AG	2001	DQV	O1-C7	-2.09	1.41	1.44
2	m	2001	DQV	O1-C7	-2.09	1.41	1.44
2	s	2001	DQV	O1-C7	-2.09	1.41	1.44
2	AP	2001	DQV	O1-C7	-2.09	1.41	1.44
2	N	2001	DQV	O1-C7	-2.08	1.41	1.44
2	l	2001	DQV	O1-C7	-2.08	1.41	1.44
2	f	2001	DQV	O1-C7	-2.08	1.41	1.44
2	AI	2001	DQV	O1-C7	-2.08	1.41	1.44
2	i	2001	DQV	O1-C7	-2.08	1.41	1.44
2	AL	2001	DQV	O1-C7	-2.08	1.41	1.44
2	U	2001	DQV	O1-C7	-2.08	1.41	1.44
2	8	2001	DQV	O1-C7	-2.08	1.41	1.44
2	E	2001	DQV	O1-C7	-2.07	1.41	1.44
2	r	2001	DQV	O1-C7	-2.07	1.41	1.44
2	H	2001	DQV	O1-C7	-2.07	1.41	1.44
2	u	2001	DQV	O1-C7	-2.07	1.41	1.44
2	A	2001	DQV	O1-C7	-2.07	1.41	1.44
2	n	2001	DQV	O1-C7	-2.07	1.41	1.44
2	h	2001	DQV	O1-C7	-2.07	1.41	1.44
2	AK	2001	DQV	O1-C7	-2.07	1.41	1.44
2	I	2001	DQV	O1-C7	-2.06	1.41	1.44
2	v	2001	DQV	O1-C7	-2.06	1.41	1.44
2	4	2001	DQV	O1-C7	-2.06	1.41	1.44
2	a	2001	DQV	O1-C7	-2.06	1.41	1.44
2	AD	2001	DQV	O1-C7	-2.06	1.41	1.44
2	Y	2001	DQV	O1-C7	-2.06	1.41	1.44
2	AB	2001	DQV	O1-C7	-2.06	1.41	1.44
2	G	2001	DQV	O1-C7	-2.06	1.41	1.44
2	t	2001	DQV	O1-C7	-2.06	1.41	1.44
2	R	2001	DQV	O1-C7	-2.06	1.41	1.44
2	5	2001	DQV	O1-C7	-2.06	1.41	1.44
2	W	2001	DQV	O1-C7	-2.06	1.41	1.44
2	0	2001	DQV	O1-C7	-2.06	1.41	1.44
2	O	2001	DQV	O1-C7	-2.05	1.41	1.44
2	2	2001	DQV	O1-C7	-2.05	1.41	1.44
2	P	2001	DQV	O1-C7	-2.05	1.41	1.44
2	3	2001	DQV	O1-C7	-2.05	1.41	1.44
2	X	2001	DQV	O1-C7	-2.05	1.41	1.44
2	AA	2001	DQV	O1-C7	-2.05	1.41	1.44

Continued on next page...

Continued from previous page...

Mol	Chain	Res	Type	Atoms	Z	Observed(Å)	Ideal(Å)
2	M	2001	DQV	O1-C7	-2.04	1.41	1.44
2	z	2001	DQV	O1-C7	-2.04	1.41	1.44
2	B	2001	DQV	O1-C7	-2.04	1.41	1.44
2	o	2001	DQV	O1-C7	-2.04	1.41	1.44
2	b	2001	DQV	O1-C7	-2.04	1.41	1.44
2	AE	2001	DQV	O1-C7	-2.04	1.41	1.44
2	D	2001	DQV	O1-C7	-2.04	1.41	1.44
2	q	2001	DQV	O1-C7	-2.04	1.41	1.44
2	L	2001	DQV	O1-C7	-2.04	1.41	1.44
2	y	2001	DQV	O1-C7	-2.04	1.41	1.44
2	F	2001	DQV	O1-C7	-2.04	1.41	1.44
2	l	2001	DQV	O1-C7	-2.04	1.41	1.44
2	AO	2001	DQV	O1-C7	-2.04	1.41	1.44
2	e	2001	DQV	O1-C7	-2.03	1.41	1.44
2	AH	2001	DQV	O1-C7	-2.03	1.41	1.44
2	J	2001	DQV	O1-C7	-2.01	1.41	1.44
2	w	2001	DQV	O1-C7	-2.01	1.41	1.44
2	Q	2001	DQV	O1-C7	-2.01	1.41	1.44

There are no bond angle outliers.

There are no chirality outliers.

All (780) torsion outliers are listed below:

Mol	Chain	Res	Type	Atoms
2	A	2001	DQV	C10-O8-P1-O5
2	A	2001	DQV	C10-O8-P1-O6
2	B	2001	DQV	C10-O8-P1-O5
2	B	2001	DQV	C10-O8-P1-O6
2	C	2001	DQV	C10-O8-P1-O5
2	C	2001	DQV	C10-O8-P1-O6
2	D	2001	DQV	C10-O8-P1-O5
2	D	2001	DQV	C10-O8-P1-O6
2	E	2001	DQV	C10-O8-P1-O5
2	E	2001	DQV	C10-O8-P1-O6
2	F	2001	DQV	C10-O8-P1-O5
2	F	2001	DQV	C10-O8-P1-O6
2	G	2001	DQV	C10-O8-P1-O5
2	G	2001	DQV	C10-O8-P1-O6
2	H	2001	DQV	C10-O8-P1-O5
2	H	2001	DQV	C10-O8-P1-O6
2	I	2001	DQV	C10-O8-P1-O5

Continued on next page...

Continued from previous page...

Mol	Chain	Res	Type	Atoms
2	I	2001	DQV	C10-O8-P1-O6
2	J	2001	DQV	C10-O8-P1-O5
2	J	2001	DQV	C10-O8-P1-O6
2	K	2001	DQV	C10-O8-P1-O5
2	K	2001	DQV	C10-O8-P1-O6
2	L	2001	DQV	C10-O8-P1-O5
2	L	2001	DQV	C10-O8-P1-O6
2	M	2001	DQV	C10-O8-P1-O5
2	M	2001	DQV	C10-O8-P1-O6
2	N	2001	DQV	C10-O8-P1-O5
2	N	2001	DQV	C10-O8-P1-O6
2	O	2001	DQV	C10-O8-P1-O5
2	O	2001	DQV	C10-O8-P1-O6
2	P	2001	DQV	C10-O8-P1-O5
2	P	2001	DQV	C10-O8-P1-O6
2	Q	2001	DQV	C10-O8-P1-O5
2	Q	2001	DQV	C10-O8-P1-O6
2	R	2001	DQV	C10-O8-P1-O5
2	R	2001	DQV	C10-O8-P1-O6
2	S	2001	DQV	C10-O8-P1-O5
2	S	2001	DQV	C10-O8-P1-O6
2	T	2001	DQV	C10-O8-P1-O5
2	T	2001	DQV	C10-O8-P1-O6
2	U	2001	DQV	C10-O8-P1-O5
2	U	2001	DQV	C10-O8-P1-O6
2	V	2001	DQV	C10-O8-P1-O5
2	V	2001	DQV	C10-O8-P1-O6
2	W	2001	DQV	C10-O8-P1-O5
2	W	2001	DQV	C10-O8-P1-O6
2	X	2001	DQV	C10-O8-P1-O5
2	X	2001	DQV	C10-O8-P1-O6
2	Y	2001	DQV	C10-O8-P1-O5
2	Y	2001	DQV	C10-O8-P1-O6
2	Z	2001	DQV	C10-O8-P1-O5
2	Z	2001	DQV	C10-O8-P1-O6
2	a	2001	DQV	C10-O8-P1-O5
2	a	2001	DQV	C10-O8-P1-O6
2	b	2001	DQV	C10-O8-P1-O5
2	b	2001	DQV	C10-O8-P1-O6
2	c	2001	DQV	C10-O8-P1-O5
2	c	2001	DQV	C10-O8-P1-O6
2	d	2001	DQV	C10-O8-P1-O5

Continued on next page...

Continued from previous page...

Mol	Chain	Res	Type	Atoms
2	d	2001	DQV	C10-O8-P1-O6
2	e	2001	DQV	C10-O8-P1-O5
2	e	2001	DQV	C10-O8-P1-O6
2	f	2001	DQV	C10-O8-P1-O5
2	f	2001	DQV	C10-O8-P1-O6
2	g	2001	DQV	C10-O8-P1-O5
2	g	2001	DQV	C10-O8-P1-O6
2	h	2001	DQV	C10-O8-P1-O5
2	h	2001	DQV	C10-O8-P1-O6
2	i	2001	DQV	C10-O8-P1-O5
2	i	2001	DQV	C10-O8-P1-O6
2	j	2001	DQV	C10-O8-P1-O5
2	j	2001	DQV	C10-O8-P1-O6
2	k	2001	DQV	C10-O8-P1-O5
2	k	2001	DQV	C10-O8-P1-O6
2	l	2001	DQV	C10-O8-P1-O5
2	l	2001	DQV	C10-O8-P1-O6
2	m	2001	DQV	C10-O8-P1-O5
2	m	2001	DQV	C10-O8-P1-O6
2	n	2001	DQV	C10-O8-P1-O5
2	n	2001	DQV	C10-O8-P1-O6
2	o	2001	DQV	C10-O8-P1-O5
2	o	2001	DQV	C10-O8-P1-O6
2	p	2001	DQV	C10-O8-P1-O5
2	p	2001	DQV	C10-O8-P1-O6
2	q	2001	DQV	C10-O8-P1-O5
2	q	2001	DQV	C10-O8-P1-O6
2	r	2001	DQV	C10-O8-P1-O5
2	r	2001	DQV	C10-O8-P1-O6
2	s	2001	DQV	C10-O8-P1-O5
2	s	2001	DQV	C10-O8-P1-O6
2	t	2001	DQV	C10-O8-P1-O5
2	t	2001	DQV	C10-O8-P1-O6
2	u	2001	DQV	C10-O8-P1-O5
2	u	2001	DQV	C10-O8-P1-O6
2	v	2001	DQV	C10-O8-P1-O5
2	v	2001	DQV	C10-O8-P1-O6
2	w	2001	DQV	C10-O8-P1-O5
2	w	2001	DQV	C10-O8-P1-O6
2	x	2001	DQV	C10-O8-P1-O5
2	x	2001	DQV	C10-O8-P1-O6
2	y	2001	DQV	C10-O8-P1-O5

Continued on next page...

Continued from previous page...

Mol	Chain	Res	Type	Atoms
2	y	2001	DQV	C10-O8-P1-O6
2	z	2001	DQV	C10-O8-P1-O5
2	z	2001	DQV	C10-O8-P1-O6
2	1	2001	DQV	C10-O8-P1-O5
2	1	2001	DQV	C10-O8-P1-O6
2	2	2001	DQV	C10-O8-P1-O5
2	2	2001	DQV	C10-O8-P1-O6
2	3	2001	DQV	C10-O8-P1-O5
2	3	2001	DQV	C10-O8-P1-O6
2	4	2001	DQV	C10-O8-P1-O5
2	4	2001	DQV	C10-O8-P1-O6
2	5	2001	DQV	C10-O8-P1-O5
2	5	2001	DQV	C10-O8-P1-O6
2	6	2001	DQV	C10-O8-P1-O5
2	6	2001	DQV	C10-O8-P1-O6
2	7	2001	DQV	C10-O8-P1-O5
2	7	2001	DQV	C10-O8-P1-O6
2	8	2001	DQV	C10-O8-P1-O5
2	8	2001	DQV	C10-O8-P1-O6
2	9	2001	DQV	C10-O8-P1-O5
2	9	2001	DQV	C10-O8-P1-O6
2	0	2001	DQV	C10-O8-P1-O5
2	0	2001	DQV	C10-O8-P1-O6
2	AA	2001	DQV	C10-O8-P1-O5
2	AA	2001	DQV	C10-O8-P1-O6
2	AB	2001	DQV	C10-O8-P1-O5
2	AB	2001	DQV	C10-O8-P1-O6
2	AC	2001	DQV	C10-O8-P1-O5
2	AC	2001	DQV	C10-O8-P1-O6
2	AD	2001	DQV	C10-O8-P1-O5
2	AD	2001	DQV	C10-O8-P1-O6
2	AE	2001	DQV	C10-O8-P1-O5
2	AE	2001	DQV	C10-O8-P1-O6
2	AF	2001	DQV	C10-O8-P1-O5
2	AF	2001	DQV	C10-O8-P1-O6
2	AG	2001	DQV	C10-O8-P1-O5
2	AG	2001	DQV	C10-O8-P1-O6
2	AH	2001	DQV	C10-O8-P1-O5
2	AH	2001	DQV	C10-O8-P1-O6
2	AI	2001	DQV	C10-O8-P1-O5
2	AI	2001	DQV	C10-O8-P1-O6
2	AJ	2001	DQV	C10-O8-P1-O5

Continued on next page...

Continued from previous page...

Mol	Chain	Res	Type	Atoms
2	AJ	2001	DQV	C10-O8-P1-O6
2	AK	2001	DQV	C10-O8-P1-O5
2	AK	2001	DQV	C10-O8-P1-O6
2	AL	2001	DQV	C10-O8-P1-O5
2	AL	2001	DQV	C10-O8-P1-O6
2	AM	2001	DQV	C10-O8-P1-O5
2	AM	2001	DQV	C10-O8-P1-O6
2	AN	2001	DQV	C10-O8-P1-O5
2	AN	2001	DQV	C10-O8-P1-O6
2	AO	2001	DQV	C10-O8-P1-O5
2	AO	2001	DQV	C10-O8-P1-O6
2	AP	2001	DQV	C10-O8-P1-O5
2	AP	2001	DQV	C10-O8-P1-O6
2	A	2001	DQV	N-C-C1-C6
2	A	2001	DQV	O-C-C1-C2
2	A	2001	DQV	N-C-C1-C2
2	B	2001	DQV	N-C-C1-C6
2	B	2001	DQV	O-C-C1-C2
2	B	2001	DQV	N-C-C1-C2
2	C	2001	DQV	N-C-C1-C6
2	C	2001	DQV	O-C-C1-C2
2	C	2001	DQV	N-C-C1-C2
2	D	2001	DQV	N-C-C1-C6
2	D	2001	DQV	O-C-C1-C2
2	D	2001	DQV	N-C-C1-C2
2	E	2001	DQV	N-C-C1-C6
2	E	2001	DQV	O-C-C1-C2
2	E	2001	DQV	N-C-C1-C2
2	F	2001	DQV	N-C-C1-C6
2	F	2001	DQV	O-C-C1-C2
2	F	2001	DQV	N-C-C1-C2
2	G	2001	DQV	N-C-C1-C6
2	G	2001	DQV	O-C-C1-C2
2	G	2001	DQV	N-C-C1-C2
2	H	2001	DQV	N-C-C1-C6
2	H	2001	DQV	O-C-C1-C2
2	H	2001	DQV	N-C-C1-C2
2	I	2001	DQV	N-C-C1-C6
2	I	2001	DQV	O-C-C1-C2
2	I	2001	DQV	N-C-C1-C2
2	J	2001	DQV	N-C-C1-C6
2	J	2001	DQV	O-C-C1-C2

Continued on next page...

Continued from previous page...

Mol	Chain	Res	Type	Atoms
2	J	2001	DQV	N-C-C1-C2
2	K	2001	DQV	N-C-C1-C6
2	K	2001	DQV	O-C-C1-C2
2	K	2001	DQV	N-C-C1-C2
2	L	2001	DQV	N-C-C1-C6
2	L	2001	DQV	O-C-C1-C2
2	L	2001	DQV	N-C-C1-C2
2	M	2001	DQV	N-C-C1-C6
2	M	2001	DQV	O-C-C1-C2
2	M	2001	DQV	N-C-C1-C2
2	N	2001	DQV	N-C-C1-C6
2	N	2001	DQV	O-C-C1-C2
2	N	2001	DQV	N-C-C1-C2
2	O	2001	DQV	N-C-C1-C6
2	O	2001	DQV	O-C-C1-C2
2	O	2001	DQV	N-C-C1-C2
2	P	2001	DQV	N-C-C1-C6
2	P	2001	DQV	O-C-C1-C2
2	P	2001	DQV	N-C-C1-C2
2	Q	2001	DQV	N-C-C1-C6
2	Q	2001	DQV	O-C-C1-C2
2	Q	2001	DQV	N-C-C1-C2
2	R	2001	DQV	N-C-C1-C6
2	R	2001	DQV	O-C-C1-C2
2	R	2001	DQV	N-C-C1-C2
2	S	2001	DQV	N-C-C1-C6
2	S	2001	DQV	O-C-C1-C2
2	S	2001	DQV	N-C-C1-C2
2	T	2001	DQV	N-C-C1-C6
2	T	2001	DQV	O-C-C1-C2
2	T	2001	DQV	N-C-C1-C2
2	U	2001	DQV	N-C-C1-C6
2	U	2001	DQV	O-C-C1-C2
2	U	2001	DQV	N-C-C1-C2
2	V	2001	DQV	N-C-C1-C6
2	V	2001	DQV	O-C-C1-C2
2	V	2001	DQV	N-C-C1-C2
2	W	2001	DQV	N-C-C1-C6
2	W	2001	DQV	O-C-C1-C2
2	W	2001	DQV	N-C-C1-C2
2	X	2001	DQV	N-C-C1-C6
2	X	2001	DQV	O-C-C1-C2

Continued on next page...

Continued from previous page...

Mol	Chain	Res	Type	Atoms
2	X	2001	DQV	N-C-C1-C2
2	Y	2001	DQV	N-C-C1-C6
2	Y	2001	DQV	O-C-C1-C2
2	Y	2001	DQV	N-C-C1-C2
2	Z	2001	DQV	N-C-C1-C6
2	Z	2001	DQV	O-C-C1-C2
2	Z	2001	DQV	N-C-C1-C2
2	a	2001	DQV	N-C-C1-C6
2	a	2001	DQV	O-C-C1-C2
2	a	2001	DQV	N-C-C1-C2
2	b	2001	DQV	N-C-C1-C6
2	b	2001	DQV	O-C-C1-C2
2	b	2001	DQV	N-C-C1-C2
2	c	2001	DQV	N-C-C1-C6
2	c	2001	DQV	O-C-C1-C2
2	c	2001	DQV	N-C-C1-C2
2	d	2001	DQV	N-C-C1-C6
2	d	2001	DQV	O-C-C1-C2
2	d	2001	DQV	N-C-C1-C2
2	e	2001	DQV	N-C-C1-C6
2	e	2001	DQV	O-C-C1-C2
2	e	2001	DQV	N-C-C1-C2
2	f	2001	DQV	N-C-C1-C6
2	f	2001	DQV	O-C-C1-C2
2	f	2001	DQV	N-C-C1-C2
2	g	2001	DQV	N-C-C1-C6
2	g	2001	DQV	O-C-C1-C2
2	g	2001	DQV	N-C-C1-C2
2	h	2001	DQV	N-C-C1-C6
2	h	2001	DQV	O-C-C1-C2
2	h	2001	DQV	N-C-C1-C2
2	i	2001	DQV	N-C-C1-C6
2	i	2001	DQV	O-C-C1-C2
2	i	2001	DQV	N-C-C1-C2
2	j	2001	DQV	N-C-C1-C6
2	j	2001	DQV	O-C-C1-C2
2	j	2001	DQV	N-C-C1-C2
2	k	2001	DQV	N-C-C1-C6
2	k	2001	DQV	O-C-C1-C2
2	k	2001	DQV	N-C-C1-C2
2	l	2001	DQV	N-C-C1-C6
2	l	2001	DQV	O-C-C1-C2

Continued on next page...

Continued from previous page...

Mol	Chain	Res	Type	Atoms
2	l	2001	DQV	N-C-C1-C2
2	m	2001	DQV	N-C-C1-C6
2	m	2001	DQV	O-C-C1-C2
2	m	2001	DQV	N-C-C1-C2
2	n	2001	DQV	N-C-C1-C6
2	n	2001	DQV	O-C-C1-C2
2	n	2001	DQV	N-C-C1-C2
2	o	2001	DQV	N-C-C1-C6
2	o	2001	DQV	O-C-C1-C2
2	o	2001	DQV	N-C-C1-C2
2	p	2001	DQV	N-C-C1-C6
2	p	2001	DQV	O-C-C1-C2
2	p	2001	DQV	N-C-C1-C2
2	q	2001	DQV	N-C-C1-C6
2	q	2001	DQV	O-C-C1-C2
2	q	2001	DQV	N-C-C1-C2
2	r	2001	DQV	N-C-C1-C6
2	r	2001	DQV	O-C-C1-C2
2	r	2001	DQV	N-C-C1-C2
2	s	2001	DQV	N-C-C1-C6
2	s	2001	DQV	O-C-C1-C2
2	s	2001	DQV	N-C-C1-C2
2	t	2001	DQV	N-C-C1-C6
2	t	2001	DQV	O-C-C1-C2
2	t	2001	DQV	N-C-C1-C2
2	u	2001	DQV	N-C-C1-C6
2	u	2001	DQV	O-C-C1-C2
2	u	2001	DQV	N-C-C1-C2
2	v	2001	DQV	N-C-C1-C6
2	v	2001	DQV	O-C-C1-C2
2	v	2001	DQV	N-C-C1-C2
2	w	2001	DQV	N-C-C1-C6
2	w	2001	DQV	O-C-C1-C2
2	w	2001	DQV	N-C-C1-C2
2	x	2001	DQV	N-C-C1-C6
2	x	2001	DQV	O-C-C1-C2
2	x	2001	DQV	N-C-C1-C2
2	y	2001	DQV	N-C-C1-C6
2	y	2001	DQV	O-C-C1-C2
2	y	2001	DQV	N-C-C1-C2
2	z	2001	DQV	N-C-C1-C6
2	z	2001	DQV	O-C-C1-C2

Continued on next page...

Continued from previous page...

Mol	Chain	Res	Type	Atoms
2	z	2001	DQV	N-C-C1-C2
2	1	2001	DQV	N-C-C1-C6
2	1	2001	DQV	O-C-C1-C2
2	1	2001	DQV	N-C-C1-C2
2	2	2001	DQV	N-C-C1-C6
2	2	2001	DQV	O-C-C1-C2
2	2	2001	DQV	N-C-C1-C2
2	3	2001	DQV	N-C-C1-C6
2	3	2001	DQV	O-C-C1-C2
2	3	2001	DQV	N-C-C1-C2
2	4	2001	DQV	N-C-C1-C6
2	4	2001	DQV	O-C-C1-C2
2	4	2001	DQV	N-C-C1-C2
2	5	2001	DQV	N-C-C1-C6
2	5	2001	DQV	O-C-C1-C2
2	5	2001	DQV	N-C-C1-C2
2	6	2001	DQV	N-C-C1-C6
2	6	2001	DQV	O-C-C1-C2
2	6	2001	DQV	N-C-C1-C2
2	7	2001	DQV	N-C-C1-C6
2	7	2001	DQV	O-C-C1-C2
2	7	2001	DQV	N-C-C1-C2
2	8	2001	DQV	N-C-C1-C6
2	8	2001	DQV	O-C-C1-C2
2	8	2001	DQV	N-C-C1-C2
2	9	2001	DQV	N-C-C1-C6
2	9	2001	DQV	O-C-C1-C2
2	9	2001	DQV	N-C-C1-C2
2	0	2001	DQV	N-C-C1-C6
2	0	2001	DQV	O-C-C1-C2
2	0	2001	DQV	N-C-C1-C2
2	AA	2001	DQV	N-C-C1-C6
2	AA	2001	DQV	O-C-C1-C2
2	AA	2001	DQV	N-C-C1-C2
2	AB	2001	DQV	N-C-C1-C6
2	AB	2001	DQV	O-C-C1-C2
2	AB	2001	DQV	N-C-C1-C2
2	AC	2001	DQV	N-C-C1-C6
2	AC	2001	DQV	O-C-C1-C2
2	AC	2001	DQV	N-C-C1-C2
2	AD	2001	DQV	N-C-C1-C6
2	AD	2001	DQV	O-C-C1-C2

Continued on next page...

Continued from previous page...

Mol	Chain	Res	Type	Atoms
2	AD	2001	DQV	N-C-C1-C2
2	AE	2001	DQV	N-C-C1-C6
2	AE	2001	DQV	O-C-C1-C2
2	AE	2001	DQV	N-C-C1-C2
2	AF	2001	DQV	N-C-C1-C6
2	AF	2001	DQV	O-C-C1-C2
2	AF	2001	DQV	N-C-C1-C2
2	AG	2001	DQV	N-C-C1-C6
2	AG	2001	DQV	O-C-C1-C2
2	AG	2001	DQV	N-C-C1-C2
2	AH	2001	DQV	N-C-C1-C6
2	AH	2001	DQV	O-C-C1-C2
2	AH	2001	DQV	N-C-C1-C2
2	AI	2001	DQV	N-C-C1-C6
2	AI	2001	DQV	O-C-C1-C2
2	AI	2001	DQV	N-C-C1-C2
2	AJ	2001	DQV	N-C-C1-C6
2	AJ	2001	DQV	O-C-C1-C2
2	AJ	2001	DQV	N-C-C1-C2
2	AK	2001	DQV	N-C-C1-C6
2	AK	2001	DQV	O-C-C1-C2
2	AK	2001	DQV	N-C-C1-C2
2	AL	2001	DQV	N-C-C1-C6
2	AL	2001	DQV	O-C-C1-C2
2	AL	2001	DQV	N-C-C1-C2
2	AM	2001	DQV	N-C-C1-C6
2	AM	2001	DQV	O-C-C1-C2
2	AM	2001	DQV	N-C-C1-C2
2	AN	2001	DQV	N-C-C1-C6
2	AN	2001	DQV	O-C-C1-C2
2	AN	2001	DQV	N-C-C1-C2
2	AO	2001	DQV	N-C-C1-C6
2	AO	2001	DQV	O-C-C1-C2
2	AO	2001	DQV	N-C-C1-C2
2	AP	2001	DQV	N-C-C1-C6
2	AP	2001	DQV	O-C-C1-C2
2	AP	2001	DQV	N-C-C1-C2
2	A	2001	DQV	O-C-C1-C6
2	B	2001	DQV	O-C-C1-C6
2	C	2001	DQV	O-C-C1-C6
2	D	2001	DQV	O-C-C1-C6
2	E	2001	DQV	O-C-C1-C6

Continued on next page...

Continued from previous page...

Mol	Chain	Res	Type	Atoms
2	F	2001	DQV	O-C-C1-C6
2	G	2001	DQV	O-C-C1-C6
2	H	2001	DQV	O-C-C1-C6
2	I	2001	DQV	O-C-C1-C6
2	J	2001	DQV	O-C-C1-C6
2	K	2001	DQV	O-C-C1-C6
2	L	2001	DQV	O-C-C1-C6
2	M	2001	DQV	O-C-C1-C6
2	N	2001	DQV	O-C-C1-C6
2	O	2001	DQV	O-C-C1-C6
2	P	2001	DQV	O-C-C1-C6
2	Q	2001	DQV	O-C-C1-C6
2	R	2001	DQV	O-C-C1-C6
2	S	2001	DQV	O-C-C1-C6
2	T	2001	DQV	O-C-C1-C6
2	U	2001	DQV	O-C-C1-C6
2	V	2001	DQV	O-C-C1-C6
2	W	2001	DQV	O-C-C1-C6
2	X	2001	DQV	O-C-C1-C6
2	Y	2001	DQV	O-C-C1-C6
2	Z	2001	DQV	O-C-C1-C6
2	a	2001	DQV	O-C-C1-C6
2	b	2001	DQV	O-C-C1-C6
2	c	2001	DQV	O-C-C1-C6
2	d	2001	DQV	O-C-C1-C6
2	e	2001	DQV	O-C-C1-C6
2	f	2001	DQV	O-C-C1-C6
2	g	2001	DQV	O-C-C1-C6
2	h	2001	DQV	O-C-C1-C6
2	i	2001	DQV	O-C-C1-C6
2	j	2001	DQV	O-C-C1-C6
2	k	2001	DQV	O-C-C1-C6
2	l	2001	DQV	O-C-C1-C6
2	m	2001	DQV	O-C-C1-C6
2	n	2001	DQV	O-C-C1-C6
2	o	2001	DQV	O-C-C1-C6
2	p	2001	DQV	O-C-C1-C6
2	q	2001	DQV	O-C-C1-C6
2	r	2001	DQV	O-C-C1-C6
2	s	2001	DQV	O-C-C1-C6
2	t	2001	DQV	O-C-C1-C6
2	u	2001	DQV	O-C-C1-C6

Continued on next page...

Continued from previous page...

Mol	Chain	Res	Type	Atoms
2	v	2001	DQV	O-C-C1-C6
2	w	2001	DQV	O-C-C1-C6
2	x	2001	DQV	O-C-C1-C6
2	y	2001	DQV	O-C-C1-C6
2	z	2001	DQV	O-C-C1-C6
2	1	2001	DQV	O-C-C1-C6
2	2	2001	DQV	O-C-C1-C6
2	3	2001	DQV	O-C-C1-C6
2	4	2001	DQV	O-C-C1-C6
2	5	2001	DQV	O-C-C1-C6
2	6	2001	DQV	O-C-C1-C6
2	7	2001	DQV	O-C-C1-C6
2	8	2001	DQV	O-C-C1-C6
2	9	2001	DQV	O-C-C1-C6
2	0	2001	DQV	O-C-C1-C6
2	AA	2001	DQV	O-C-C1-C6
2	AB	2001	DQV	O-C-C1-C6
2	AC	2001	DQV	O-C-C1-C6
2	AD	2001	DQV	O-C-C1-C6
2	AE	2001	DQV	O-C-C1-C6
2	AF	2001	DQV	O-C-C1-C6
2	AG	2001	DQV	O-C-C1-C6
2	AH	2001	DQV	O-C-C1-C6
2	AI	2001	DQV	O-C-C1-C6
2	AJ	2001	DQV	O-C-C1-C6
2	AK	2001	DQV	O-C-C1-C6
2	AL	2001	DQV	O-C-C1-C6
2	AM	2001	DQV	O-C-C1-C6
2	AN	2001	DQV	O-C-C1-C6
2	AO	2001	DQV	O-C-C1-C6
2	AP	2001	DQV	O-C-C1-C6
2	A	2001	DQV	C8-C9-O2-P
2	B	2001	DQV	C8-C9-O2-P
2	C	2001	DQV	C8-C9-O2-P
2	D	2001	DQV	C8-C9-O2-P
2	E	2001	DQV	C8-C9-O2-P
2	F	2001	DQV	C8-C9-O2-P
2	G	2001	DQV	C8-C9-O2-P
2	H	2001	DQV	C8-C9-O2-P
2	I	2001	DQV	C8-C9-O2-P
2	J	2001	DQV	C8-C9-O2-P
2	K	2001	DQV	C8-C9-O2-P

Continued on next page...

Continued from previous page...

Mol	Chain	Res	Type	Atoms
2	L	2001	DQV	C8-C9-O2-P
2	M	2001	DQV	C8-C9-O2-P
2	N	2001	DQV	C8-C9-O2-P
2	O	2001	DQV	C8-C9-O2-P
2	P	2001	DQV	C8-C9-O2-P
2	Q	2001	DQV	C8-C9-O2-P
2	R	2001	DQV	C8-C9-O2-P
2	S	2001	DQV	C8-C9-O2-P
2	T	2001	DQV	C8-C9-O2-P
2	U	2001	DQV	C8-C9-O2-P
2	V	2001	DQV	C8-C9-O2-P
2	W	2001	DQV	C8-C9-O2-P
2	X	2001	DQV	C8-C9-O2-P
2	Y	2001	DQV	C8-C9-O2-P
2	Z	2001	DQV	C8-C9-O2-P
2	a	2001	DQV	C8-C9-O2-P
2	b	2001	DQV	C8-C9-O2-P
2	c	2001	DQV	C8-C9-O2-P
2	d	2001	DQV	C8-C9-O2-P
2	e	2001	DQV	C8-C9-O2-P
2	f	2001	DQV	C8-C9-O2-P
2	g	2001	DQV	C8-C9-O2-P
2	h	2001	DQV	C8-C9-O2-P
2	i	2001	DQV	C8-C9-O2-P
2	j	2001	DQV	C8-C9-O2-P
2	k	2001	DQV	C8-C9-O2-P
2	l	2001	DQV	C8-C9-O2-P
2	m	2001	DQV	C8-C9-O2-P
2	n	2001	DQV	C8-C9-O2-P
2	o	2001	DQV	C8-C9-O2-P
2	p	2001	DQV	C8-C9-O2-P
2	q	2001	DQV	C8-C9-O2-P
2	r	2001	DQV	C8-C9-O2-P
2	s	2001	DQV	C8-C9-O2-P
2	t	2001	DQV	C8-C9-O2-P
2	u	2001	DQV	C8-C9-O2-P
2	v	2001	DQV	C8-C9-O2-P
2	w	2001	DQV	C8-C9-O2-P
2	x	2001	DQV	C8-C9-O2-P
2	y	2001	DQV	C8-C9-O2-P
2	z	2001	DQV	C8-C9-O2-P
2	1	2001	DQV	C8-C9-O2-P

Continued on next page...

Continued from previous page...

Mol	Chain	Res	Type	Atoms
2	2	2001	DQV	C8-C9-O2-P
2	3	2001	DQV	C8-C9-O2-P
2	4	2001	DQV	C8-C9-O2-P
2	5	2001	DQV	C8-C9-O2-P
2	6	2001	DQV	C8-C9-O2-P
2	7	2001	DQV	C8-C9-O2-P
2	8	2001	DQV	C8-C9-O2-P
2	9	2001	DQV	C8-C9-O2-P
2	0	2001	DQV	C8-C9-O2-P
2	AA	2001	DQV	C8-C9-O2-P
2	AB	2001	DQV	C8-C9-O2-P
2	AC	2001	DQV	C8-C9-O2-P
2	AD	2001	DQV	C8-C9-O2-P
2	AE	2001	DQV	C8-C9-O2-P
2	AF	2001	DQV	C8-C9-O2-P
2	AG	2001	DQV	C8-C9-O2-P
2	AH	2001	DQV	C8-C9-O2-P
2	AI	2001	DQV	C8-C9-O2-P
2	AJ	2001	DQV	C8-C9-O2-P
2	AK	2001	DQV	C8-C9-O2-P
2	AL	2001	DQV	C8-C9-O2-P
2	AM	2001	DQV	C8-C9-O2-P
2	AN	2001	DQV	C8-C9-O2-P
2	AO	2001	DQV	C8-C9-O2-P
2	AP	2001	DQV	C8-C9-O2-P
2	A	2001	DQV	C10-O8-P1-O7
2	B	2001	DQV	C10-O8-P1-O7
2	C	2001	DQV	C10-O8-P1-O7
2	D	2001	DQV	C10-O8-P1-O7
2	E	2001	DQV	C10-O8-P1-O7
2	F	2001	DQV	C10-O8-P1-O7
2	G	2001	DQV	C10-O8-P1-O7
2	H	2001	DQV	C10-O8-P1-O7
2	I	2001	DQV	C10-O8-P1-O7
2	J	2001	DQV	C10-O8-P1-O7
2	K	2001	DQV	C10-O8-P1-O7
2	L	2001	DQV	C10-O8-P1-O7
2	M	2001	DQV	C10-O8-P1-O7
2	N	2001	DQV	C10-O8-P1-O7
2	O	2001	DQV	C10-O8-P1-O7
2	P	2001	DQV	C10-O8-P1-O7
2	Q	2001	DQV	C10-O8-P1-O7

Continued on next page...

Continued from previous page...

Mol	Chain	Res	Type	Atoms
2	R	2001	DQV	C10-O8-P1-O7
2	S	2001	DQV	C10-O8-P1-O7
2	T	2001	DQV	C10-O8-P1-O7
2	U	2001	DQV	C10-O8-P1-O7
2	V	2001	DQV	C10-O8-P1-O7
2	W	2001	DQV	C10-O8-P1-O7
2	X	2001	DQV	C10-O8-P1-O7
2	Y	2001	DQV	C10-O8-P1-O7
2	Z	2001	DQV	C10-O8-P1-O7
2	a	2001	DQV	C10-O8-P1-O7
2	b	2001	DQV	C10-O8-P1-O7
2	c	2001	DQV	C10-O8-P1-O7
2	d	2001	DQV	C10-O8-P1-O7
2	e	2001	DQV	C10-O8-P1-O7
2	f	2001	DQV	C10-O8-P1-O7
2	g	2001	DQV	C10-O8-P1-O7
2	h	2001	DQV	C10-O8-P1-O7
2	i	2001	DQV	C10-O8-P1-O7
2	j	2001	DQV	C10-O8-P1-O7
2	k	2001	DQV	C10-O8-P1-O7
2	l	2001	DQV	C10-O8-P1-O7
2	m	2001	DQV	C10-O8-P1-O7
2	n	2001	DQV	C10-O8-P1-O7
2	o	2001	DQV	C10-O8-P1-O7
2	p	2001	DQV	C10-O8-P1-O7
2	q	2001	DQV	C10-O8-P1-O7
2	r	2001	DQV	C10-O8-P1-O7
2	s	2001	DQV	C10-O8-P1-O7
2	t	2001	DQV	C10-O8-P1-O7
2	u	2001	DQV	C10-O8-P1-O7
2	v	2001	DQV	C10-O8-P1-O7
2	w	2001	DQV	C10-O8-P1-O7
2	x	2001	DQV	C10-O8-P1-O7
2	y	2001	DQV	C10-O8-P1-O7
2	z	2001	DQV	C10-O8-P1-O7
2	1	2001	DQV	C10-O8-P1-O7
2	2	2001	DQV	C10-O8-P1-O7
2	3	2001	DQV	C10-O8-P1-O7
2	4	2001	DQV	C10-O8-P1-O7
2	5	2001	DQV	C10-O8-P1-O7
2	6	2001	DQV	C10-O8-P1-O7
2	7	2001	DQV	C10-O8-P1-O7

Continued on next page...

Continued from previous page...

Mol	Chain	Res	Type	Atoms
2	8	2001	DQV	C10-O8-P1-O7
2	9	2001	DQV	C10-O8-P1-O7
2	0	2001	DQV	C10-O8-P1-O7
2	AA	2001	DQV	C10-O8-P1-O7
2	AB	2001	DQV	C10-O8-P1-O7
2	AC	2001	DQV	C10-O8-P1-O7
2	AD	2001	DQV	C10-O8-P1-O7
2	AE	2001	DQV	C10-O8-P1-O7
2	AF	2001	DQV	C10-O8-P1-O7
2	AG	2001	DQV	C10-O8-P1-O7
2	AH	2001	DQV	C10-O8-P1-O7
2	AI	2001	DQV	C10-O8-P1-O7
2	AJ	2001	DQV	C10-O8-P1-O7
2	AK	2001	DQV	C10-O8-P1-O7
2	AL	2001	DQV	C10-O8-P1-O7
2	AM	2001	DQV	C10-O8-P1-O7
2	AN	2001	DQV	C10-O8-P1-O7
2	AO	2001	DQV	C10-O8-P1-O7
2	AP	2001	DQV	C10-O8-P1-O7
2	A	2001	DQV	C13-C12-N1-C15
2	B	2001	DQV	C13-C12-N1-C15
2	C	2001	DQV	C13-C12-N1-C15
2	D	2001	DQV	C13-C12-N1-C15
2	E	2001	DQV	C13-C12-N1-C15
2	F	2001	DQV	C13-C12-N1-C15
2	G	2001	DQV	C13-C12-N1-C15
2	H	2001	DQV	C13-C12-N1-C15
2	I	2001	DQV	C13-C12-N1-C15
2	J	2001	DQV	C13-C12-N1-C15
2	K	2001	DQV	C13-C12-N1-C15
2	L	2001	DQV	C13-C12-N1-C15
2	M	2001	DQV	C13-C12-N1-C15
2	O	2001	DQV	C13-C12-N1-C15
2	P	2001	DQV	C13-C12-N1-C15
2	Q	2001	DQV	C13-C12-N1-C15
2	R	2001	DQV	C13-C12-N1-C15
2	S	2001	DQV	C13-C12-N1-C15
2	T	2001	DQV	C13-C12-N1-C15
2	U	2001	DQV	C13-C12-N1-C15
2	V	2001	DQV	C13-C12-N1-C15
2	W	2001	DQV	C13-C12-N1-C15
2	X	2001	DQV	C13-C12-N1-C15

Continued on next page...

Continued from previous page...

Mol	Chain	Res	Type	Atoms
2	Y	2001	DQV	C13-C12-N1-C15
2	Z	2001	DQV	C13-C12-N1-C15
2	a	2001	DQV	C13-C12-N1-C15
2	b	2001	DQV	C13-C12-N1-C15
2	c	2001	DQV	C13-C12-N1-C15
2	d	2001	DQV	C13-C12-N1-C15
2	e	2001	DQV	C13-C12-N1-C15
2	f	2001	DQV	C13-C12-N1-C15
2	g	2001	DQV	C13-C12-N1-C15
2	h	2001	DQV	C13-C12-N1-C15
2	i	2001	DQV	C13-C12-N1-C15
2	j	2001	DQV	C13-C12-N1-C15
2	k	2001	DQV	C13-C12-N1-C15
2	l	2001	DQV	C13-C12-N1-C15
2	m	2001	DQV	C13-C12-N1-C15
2	n	2001	DQV	C13-C12-N1-C15
2	o	2001	DQV	C13-C12-N1-C15
2	p	2001	DQV	C13-C12-N1-C15
2	q	2001	DQV	C13-C12-N1-C15
2	r	2001	DQV	C13-C12-N1-C15
2	s	2001	DQV	C13-C12-N1-C15
2	t	2001	DQV	C13-C12-N1-C15
2	u	2001	DQV	C13-C12-N1-C15
2	v	2001	DQV	C13-C12-N1-C15
2	w	2001	DQV	C13-C12-N1-C15
2	x	2001	DQV	C13-C12-N1-C15
2	y	2001	DQV	C13-C12-N1-C15
2	z	2001	DQV	C13-C12-N1-C15
2	2	2001	DQV	C13-C12-N1-C15
2	3	2001	DQV	C13-C12-N1-C15
2	4	2001	DQV	C13-C12-N1-C15
2	5	2001	DQV	C13-C12-N1-C15
2	6	2001	DQV	C13-C12-N1-C15
2	7	2001	DQV	C13-C12-N1-C15
2	8	2001	DQV	C13-C12-N1-C15
2	9	2001	DQV	C13-C12-N1-C15
2	0	2001	DQV	C13-C12-N1-C15
2	AA	2001	DQV	C13-C12-N1-C15
2	AB	2001	DQV	C13-C12-N1-C15
2	AC	2001	DQV	C13-C12-N1-C15
2	AD	2001	DQV	C13-C12-N1-C15
2	AE	2001	DQV	C13-C12-N1-C15

Continued on next page...

Continued from previous page...

Mol	Chain	Res	Type	Atoms
2	AF	2001	DQV	C13-C12-N1-C15
2	AG	2001	DQV	C13-C12-N1-C15
2	AH	2001	DQV	C13-C12-N1-C15
2	AI	2001	DQV	C13-C12-N1-C15
2	AJ	2001	DQV	C13-C12-N1-C15
2	AK	2001	DQV	C13-C12-N1-C15
2	AL	2001	DQV	C13-C12-N1-C15
2	AM	2001	DQV	C13-C12-N1-C15
2	AN	2001	DQV	C13-C12-N1-C15
2	AO	2001	DQV	C13-C12-N1-C15
2	AP	2001	DQV	C13-C12-N1-C15
2	N	2001	DQV	C13-C12-N1-C15
2	1	2001	DQV	C13-C12-N1-C15
2	A	2001	DQV	P-O5-P1-O6
2	B	2001	DQV	P-O5-P1-O6
2	C	2001	DQV	P-O5-P1-O6
2	D	2001	DQV	P-O5-P1-O6
2	E	2001	DQV	P-O5-P1-O6
2	F	2001	DQV	P-O5-P1-O6
2	G	2001	DQV	P-O5-P1-O6
2	H	2001	DQV	P-O5-P1-O6
2	I	2001	DQV	P-O5-P1-O6
2	J	2001	DQV	P-O5-P1-O6
2	K	2001	DQV	P-O5-P1-O6
2	L	2001	DQV	P-O5-P1-O6
2	M	2001	DQV	P-O5-P1-O6
2	N	2001	DQV	P-O5-P1-O6
2	O	2001	DQV	P-O5-P1-O6
2	P	2001	DQV	P-O5-P1-O6
2	Q	2001	DQV	P-O5-P1-O6
2	R	2001	DQV	P-O5-P1-O6
2	S	2001	DQV	P-O5-P1-O6
2	T	2001	DQV	P-O5-P1-O6
2	U	2001	DQV	P-O5-P1-O6
2	V	2001	DQV	P-O5-P1-O6
2	W	2001	DQV	P-O5-P1-O6
2	X	2001	DQV	P-O5-P1-O6
2	Y	2001	DQV	P-O5-P1-O6
2	Z	2001	DQV	P-O5-P1-O6
2	a	2001	DQV	P-O5-P1-O6
2	b	2001	DQV	P-O5-P1-O6
2	c	2001	DQV	P-O5-P1-O6

Continued on next page...

Continued from previous page...

Mol	Chain	Res	Type	Atoms
2	d	2001	DQV	P-O5-P1-O6
2	e	2001	DQV	P-O5-P1-O6
2	f	2001	DQV	P-O5-P1-O6
2	g	2001	DQV	P-O5-P1-O6
2	h	2001	DQV	P-O5-P1-O6
2	i	2001	DQV	P-O5-P1-O6
2	j	2001	DQV	P-O5-P1-O6
2	k	2001	DQV	P-O5-P1-O6
2	l	2001	DQV	P-O5-P1-O6
2	m	2001	DQV	P-O5-P1-O6
2	n	2001	DQV	P-O5-P1-O6
2	o	2001	DQV	P-O5-P1-O6
2	p	2001	DQV	P-O5-P1-O6
2	q	2001	DQV	P-O5-P1-O6
2	r	2001	DQV	P-O5-P1-O6
2	s	2001	DQV	P-O5-P1-O6
2	t	2001	DQV	P-O5-P1-O6
2	u	2001	DQV	P-O5-P1-O6
2	v	2001	DQV	P-O5-P1-O6
2	w	2001	DQV	P-O5-P1-O6
2	x	2001	DQV	P-O5-P1-O6
2	y	2001	DQV	P-O5-P1-O6
2	z	2001	DQV	P-O5-P1-O6
2	1	2001	DQV	P-O5-P1-O6
2	2	2001	DQV	P-O5-P1-O6
2	3	2001	DQV	P-O5-P1-O6
2	4	2001	DQV	P-O5-P1-O6
2	5	2001	DQV	P-O5-P1-O6
2	6	2001	DQV	P-O5-P1-O6
2	7	2001	DQV	P-O5-P1-O6
2	8	2001	DQV	P-O5-P1-O6
2	9	2001	DQV	P-O5-P1-O6
2	0	2001	DQV	P-O5-P1-O6
2	AA	2001	DQV	P-O5-P1-O6
2	AB	2001	DQV	P-O5-P1-O6
2	AC	2001	DQV	P-O5-P1-O6
2	AD	2001	DQV	P-O5-P1-O6
2	AE	2001	DQV	P-O5-P1-O6
2	AF	2001	DQV	P-O5-P1-O6
2	AG	2001	DQV	P-O5-P1-O6
2	AH	2001	DQV	P-O5-P1-O6
2	AI	2001	DQV	P-O5-P1-O6

Continued on next page...

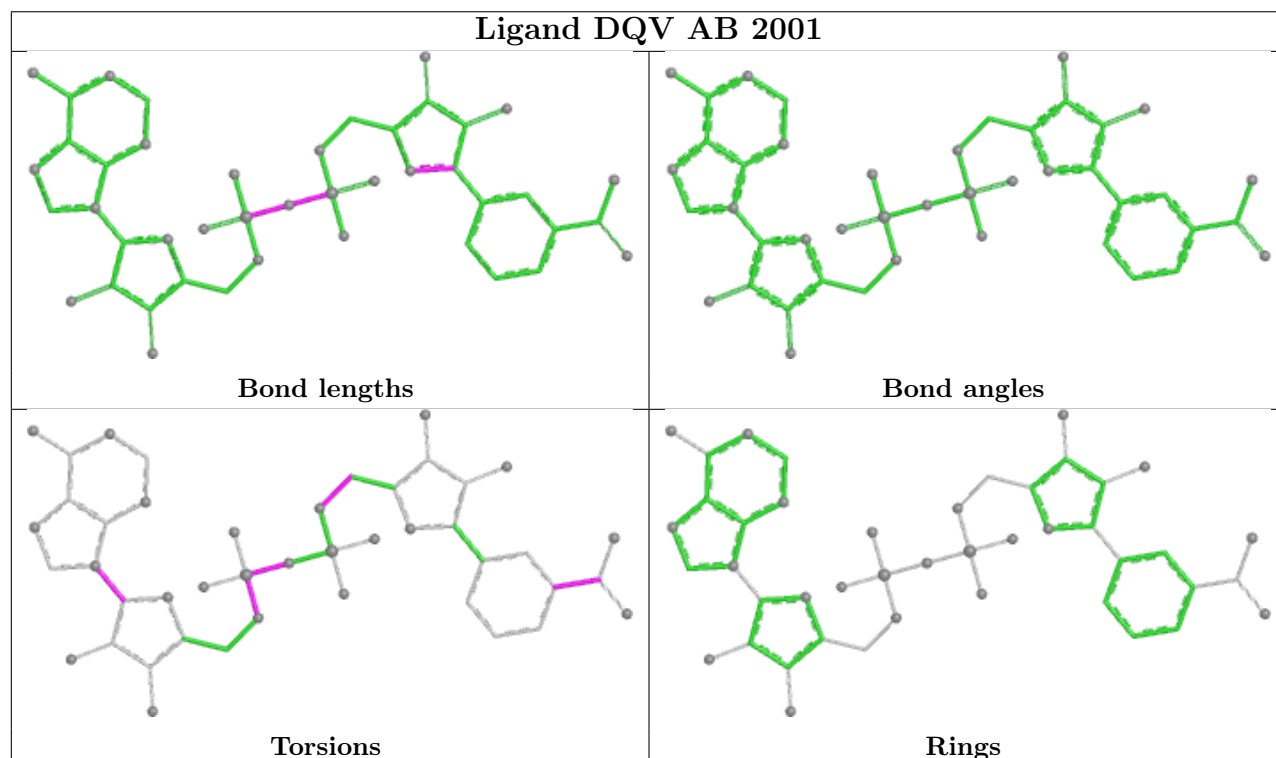
Continued from previous page...

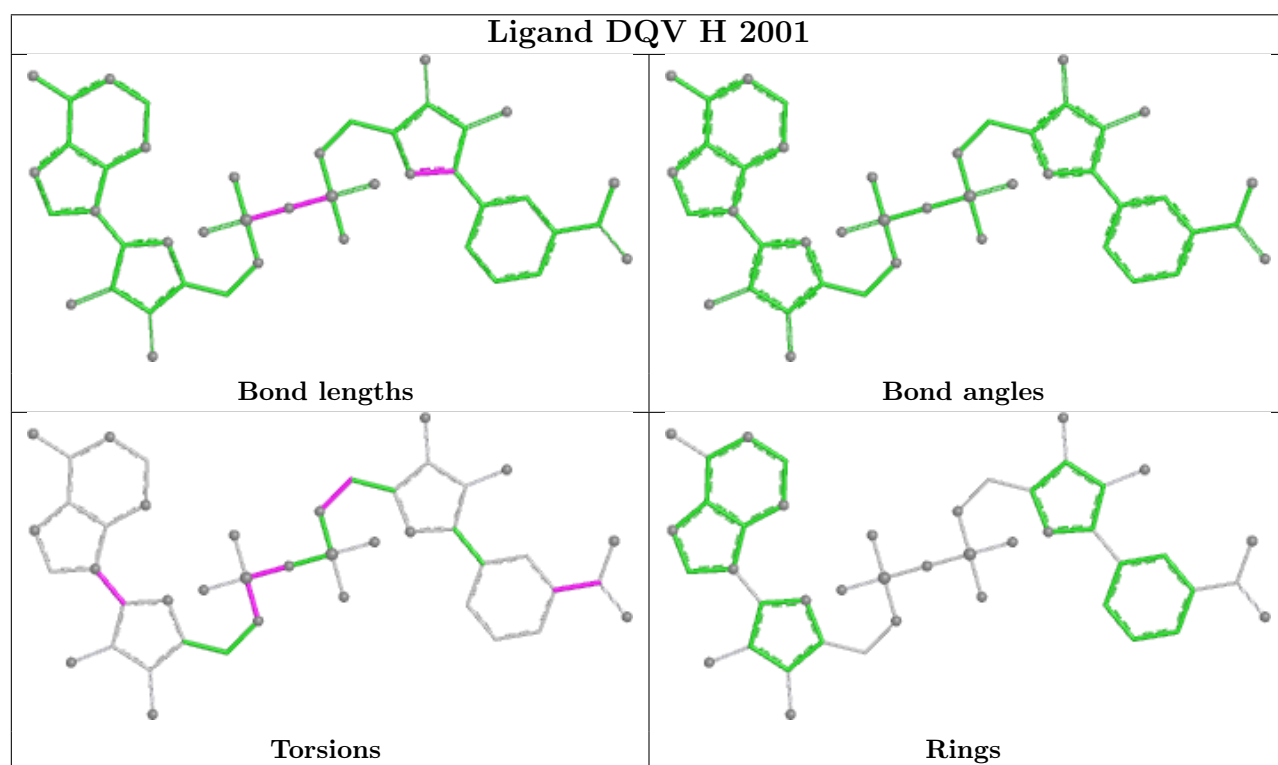
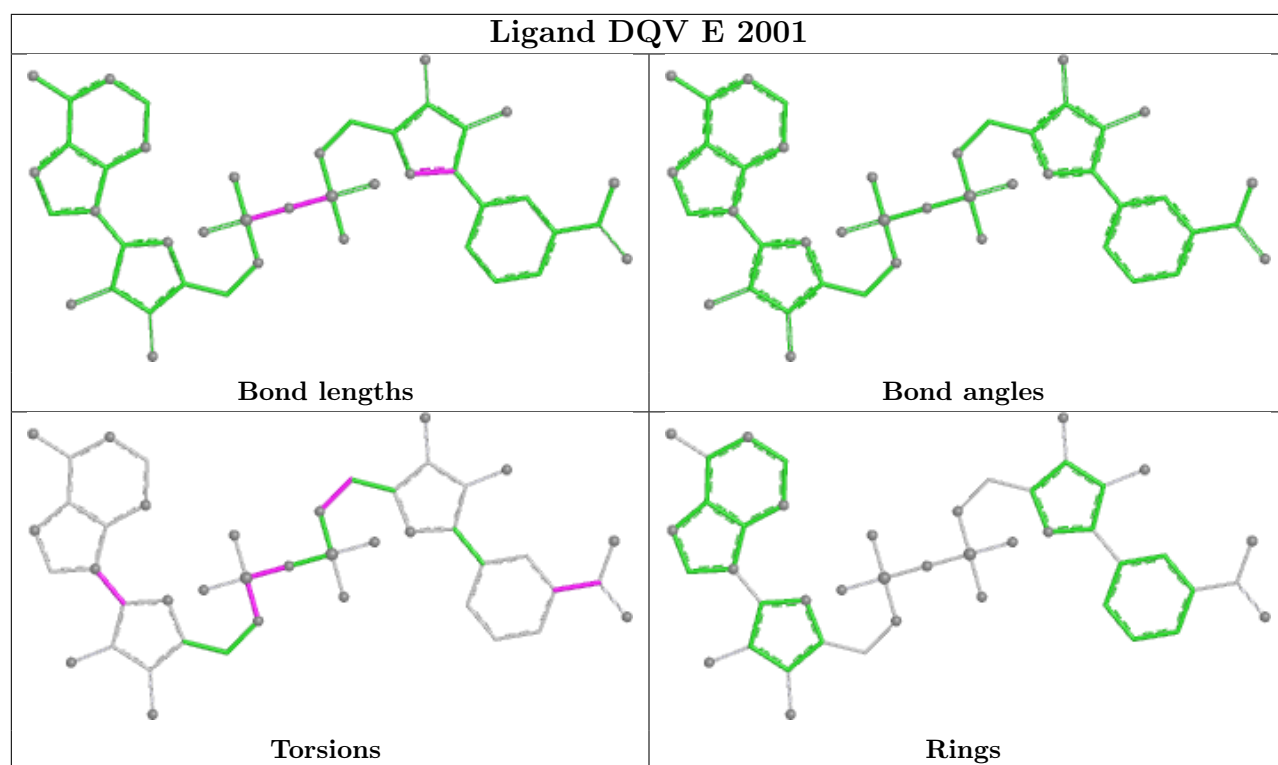
Mol	Chain	Res	Type	Atoms
2	AJ	2001	DQV	P-O5-P1-O6
2	AK	2001	DQV	P-O5-P1-O6
2	AL	2001	DQV	P-O5-P1-O6
2	AM	2001	DQV	P-O5-P1-O6
2	AN	2001	DQV	P-O5-P1-O6
2	AO	2001	DQV	P-O5-P1-O6
2	AP	2001	DQV	P-O5-P1-O6

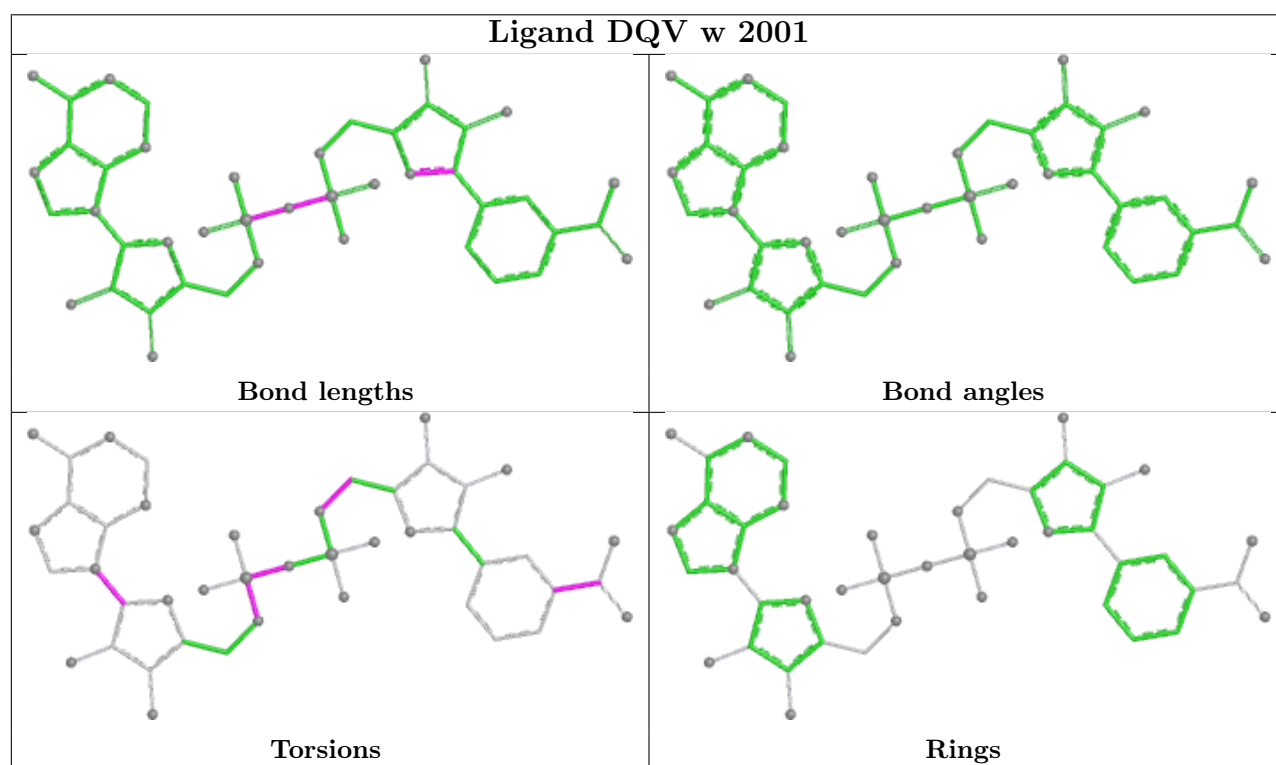
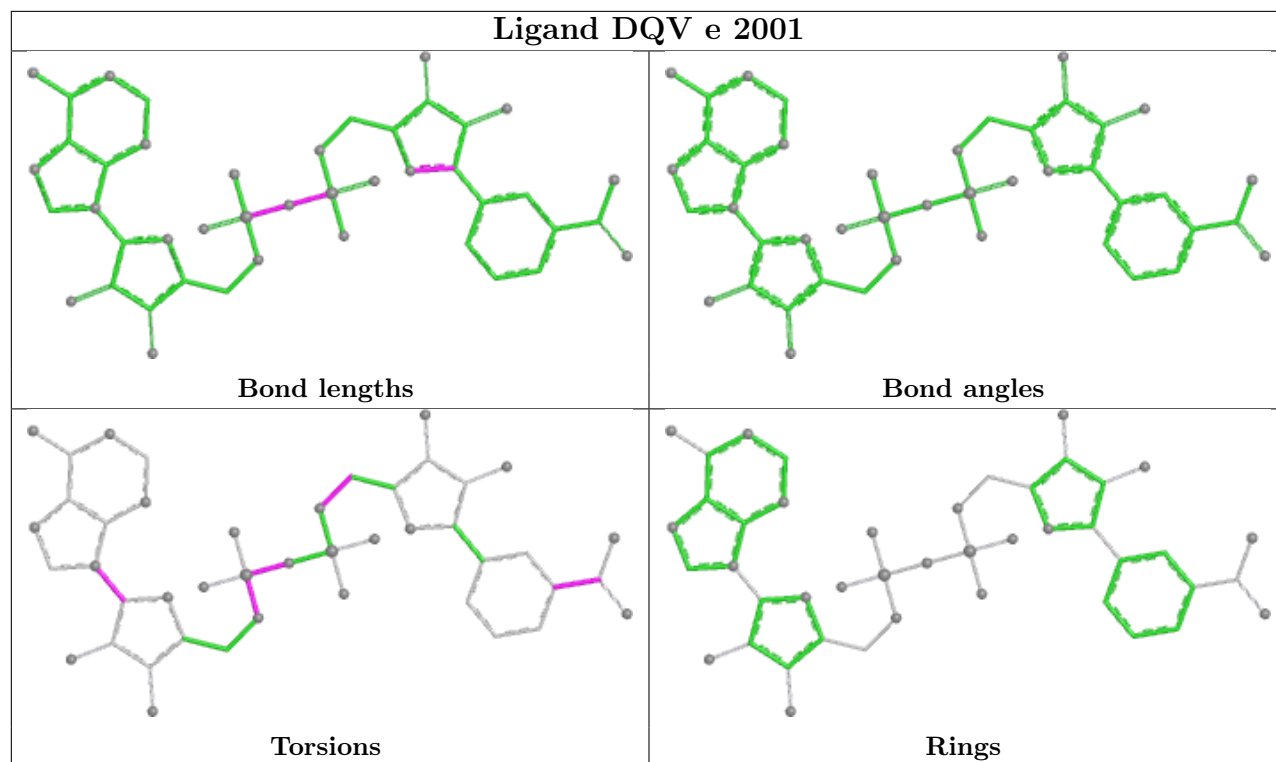
There are no ring outliers.

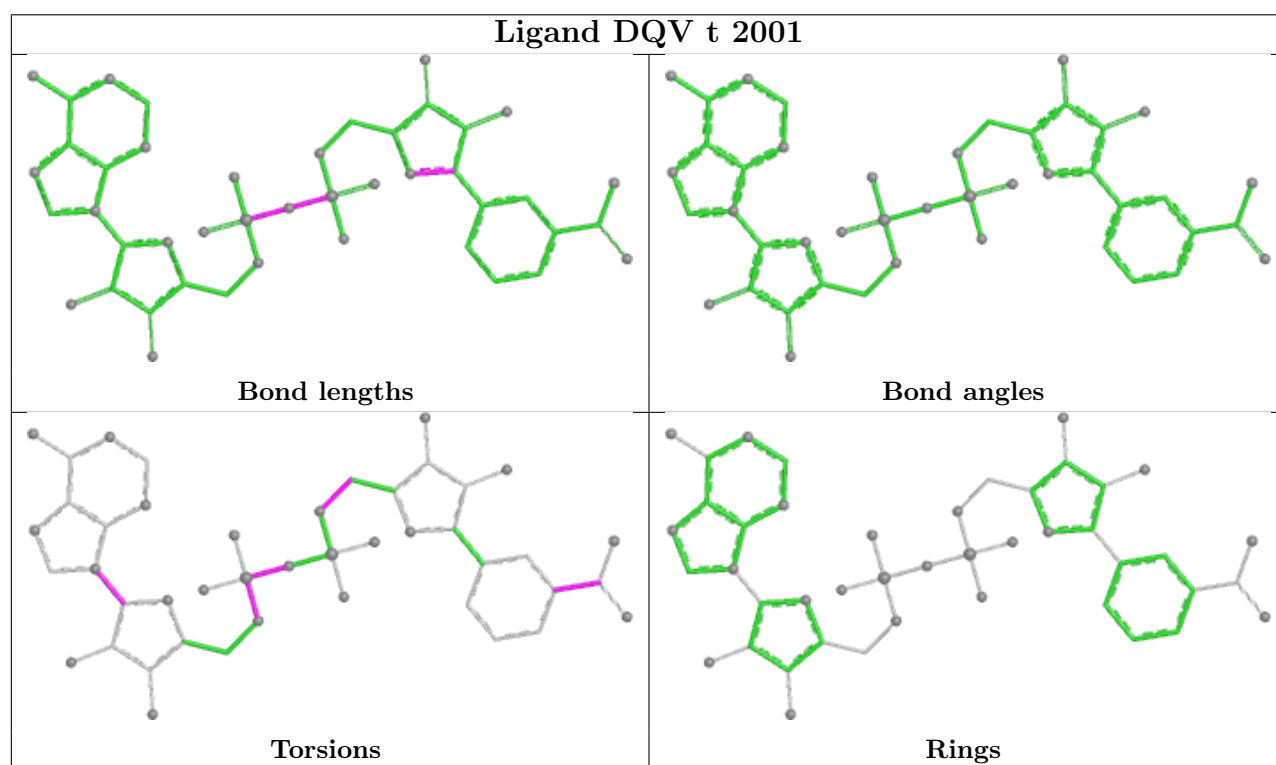
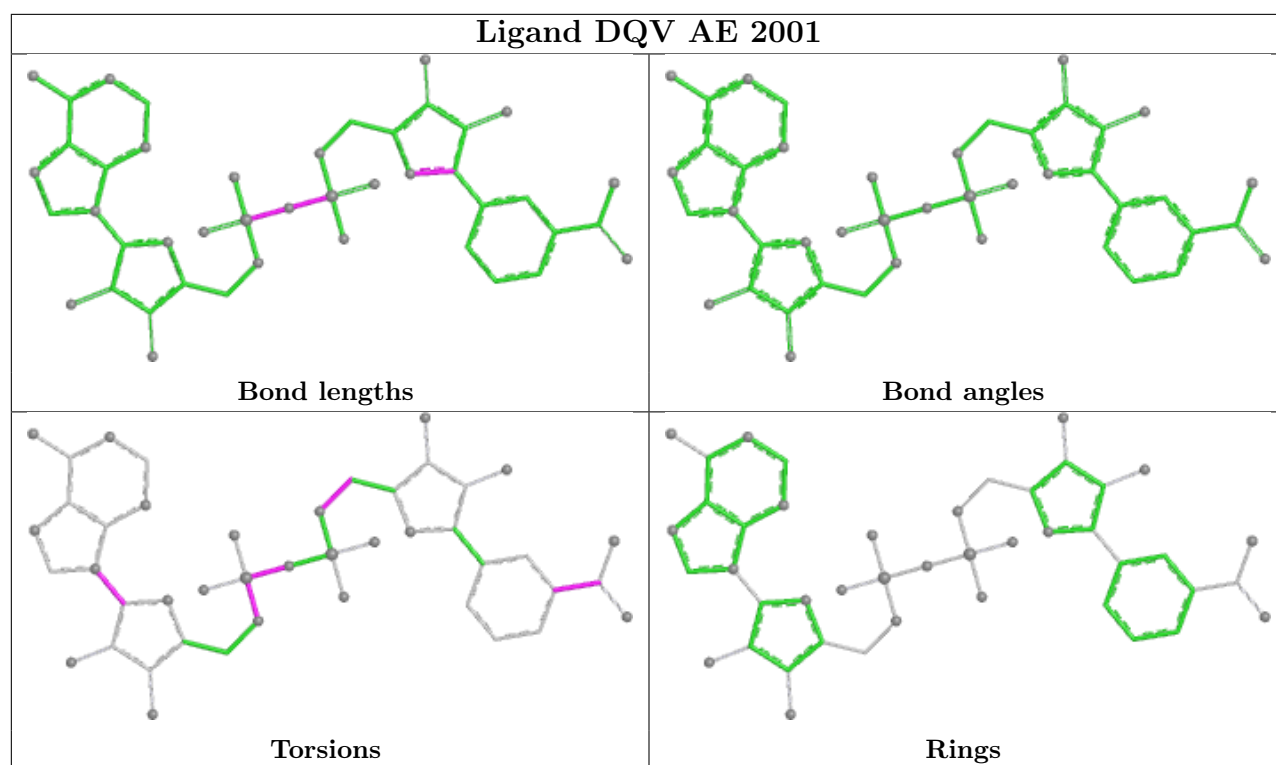
No monomer is involved in short contacts.

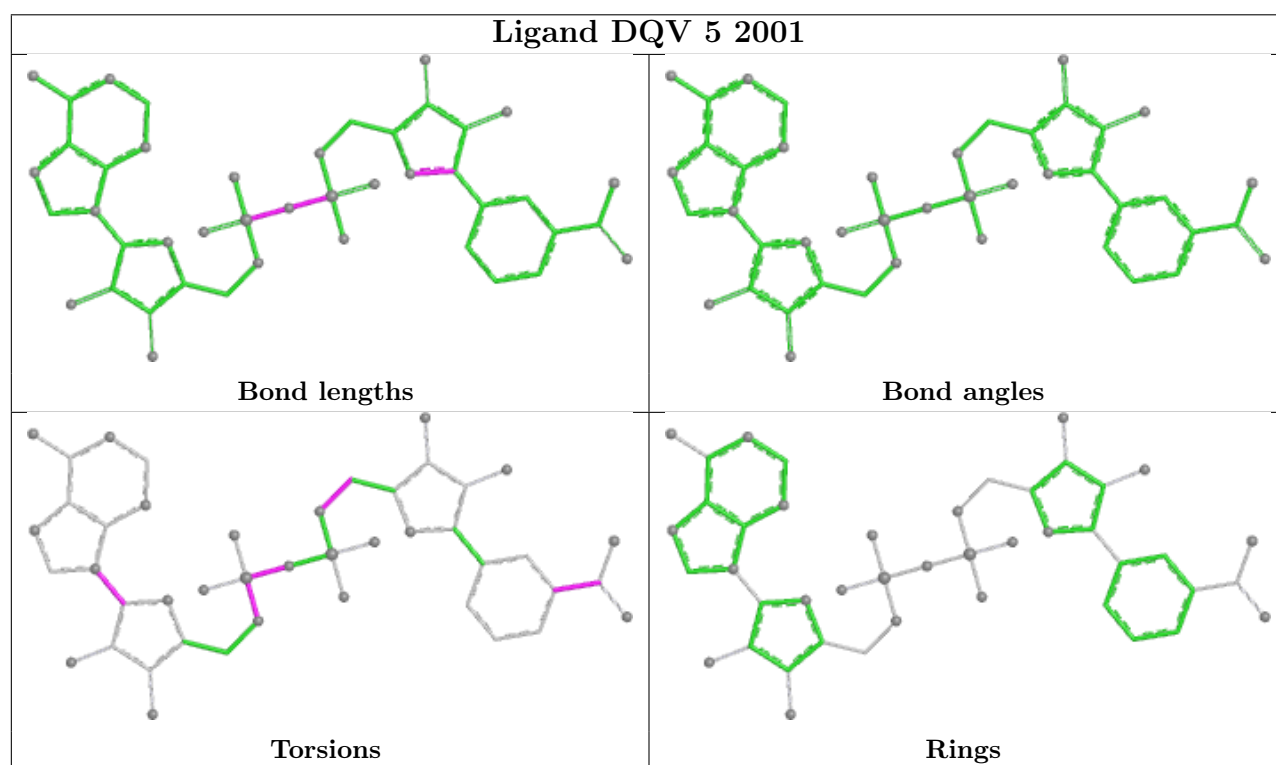
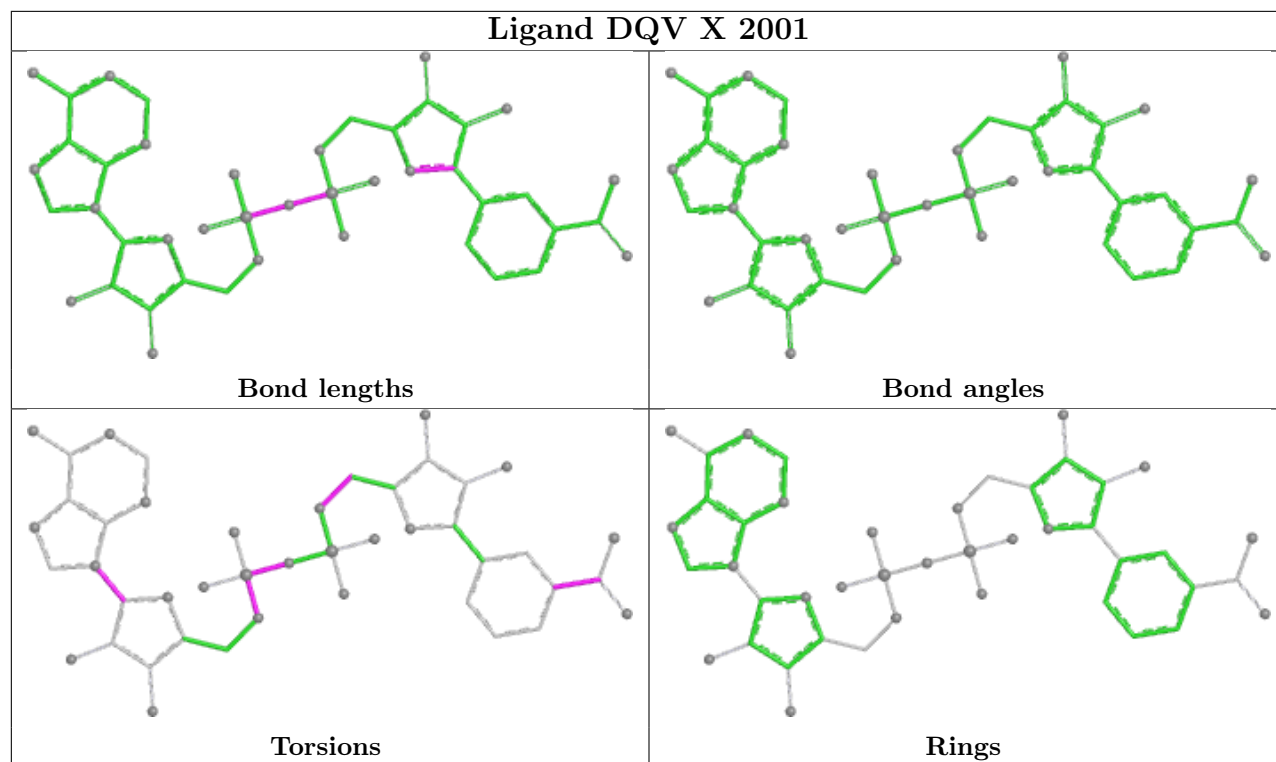
The following is a two-dimensional graphical depiction of Mogul quality analysis of bond lengths, bond angles, torsion angles, and ring geometry for all instances of the Ligand of Interest. In addition, ligands with molecular weight > 250 and outliers as shown on the validation Tables will also be included. For torsion angles, if less than 5% of the Mogul distribution of torsion angles is within 10 degrees of the torsion angle in question, then that torsion angle is considered an outlier. Any bond that is central to one or more torsion angles identified as an outlier by Mogul will be highlighted in the graph. For rings, the root-mean-square deviation (RMSD) between the ring in question and similar rings identified by Mogul is calculated over all ring torsion angles. If the average RMSD is greater than 60 degrees and the minimal RMSD between the ring in question and any Mogul-identified rings is also greater than 60 degrees, then that ring is considered an outlier. The outliers are highlighted in purple. The color gray indicates Mogul did not find sufficient equivalents in the CSD to analyse the geometry.

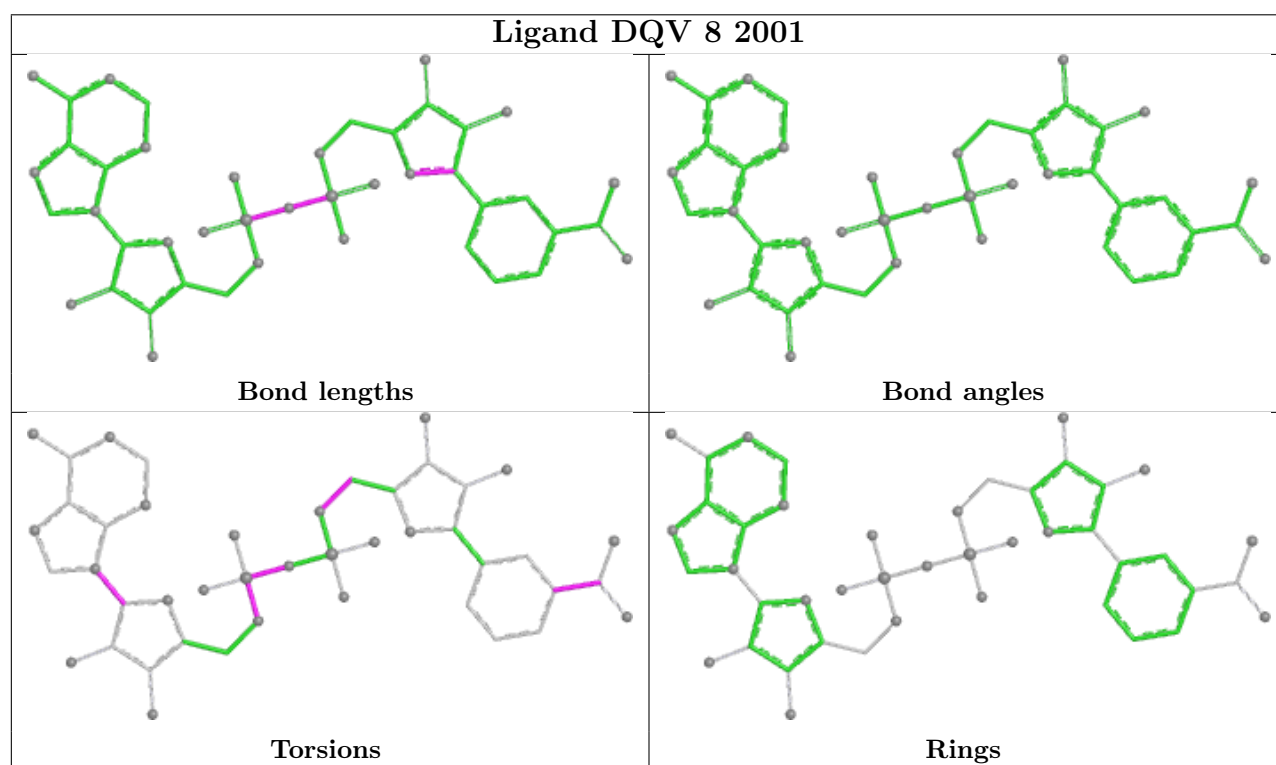
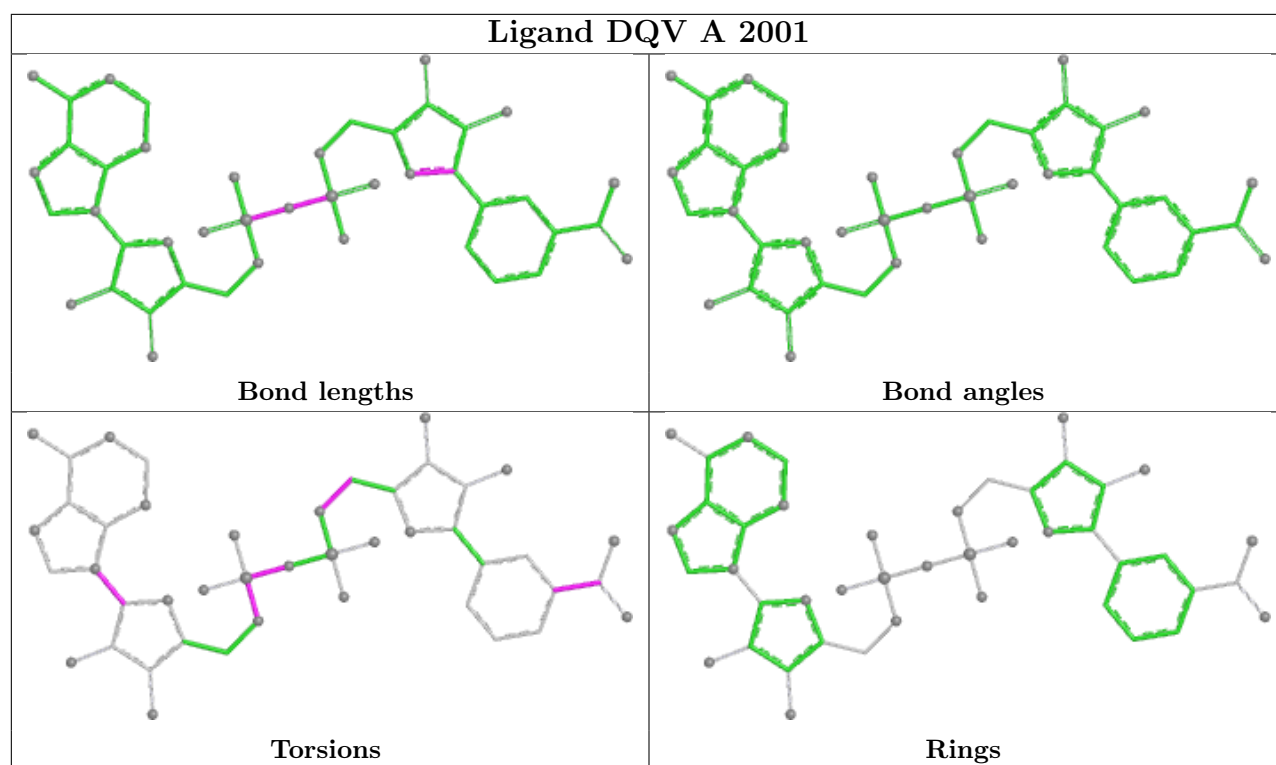


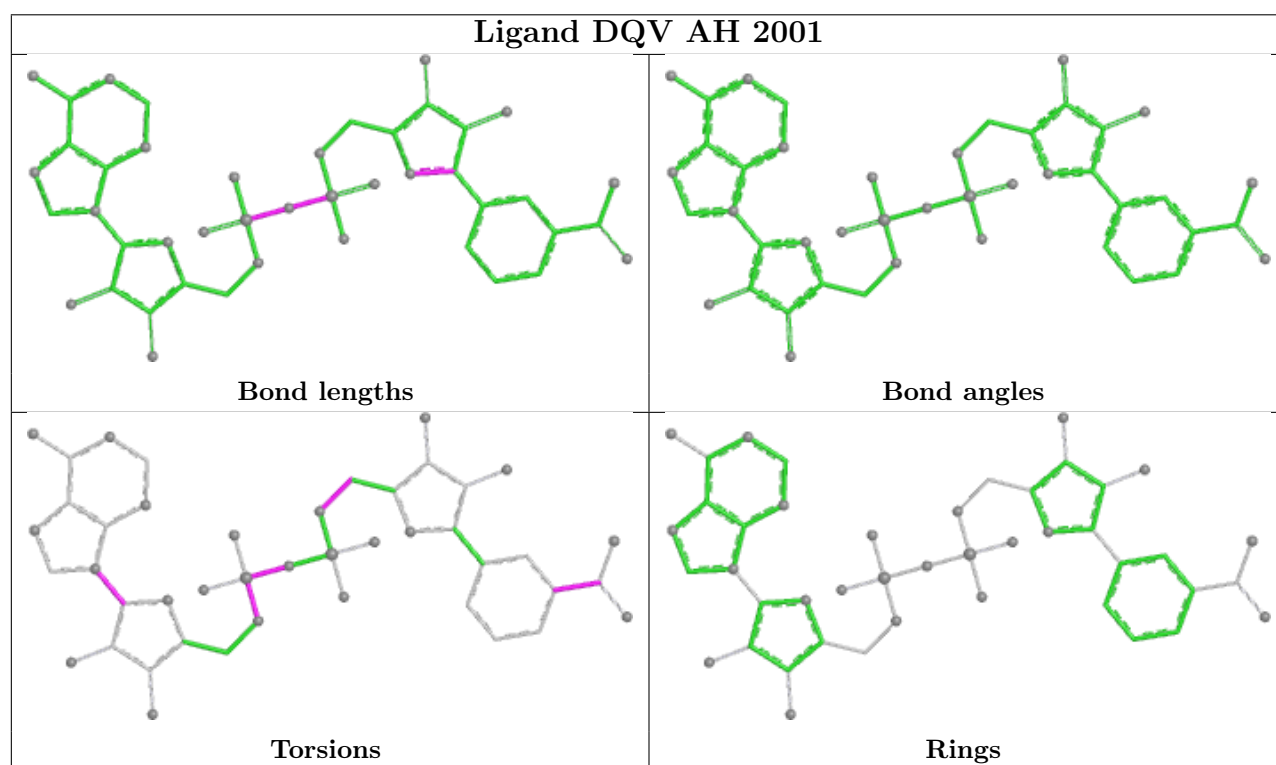
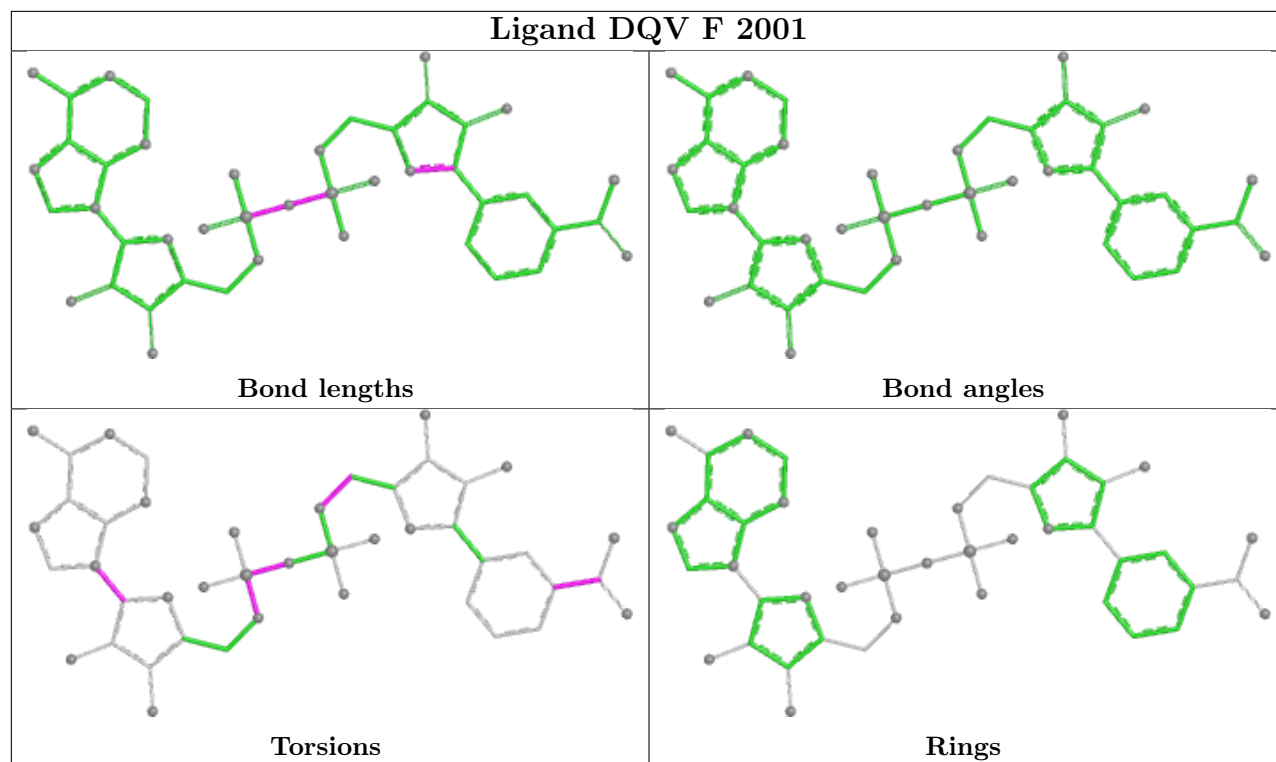


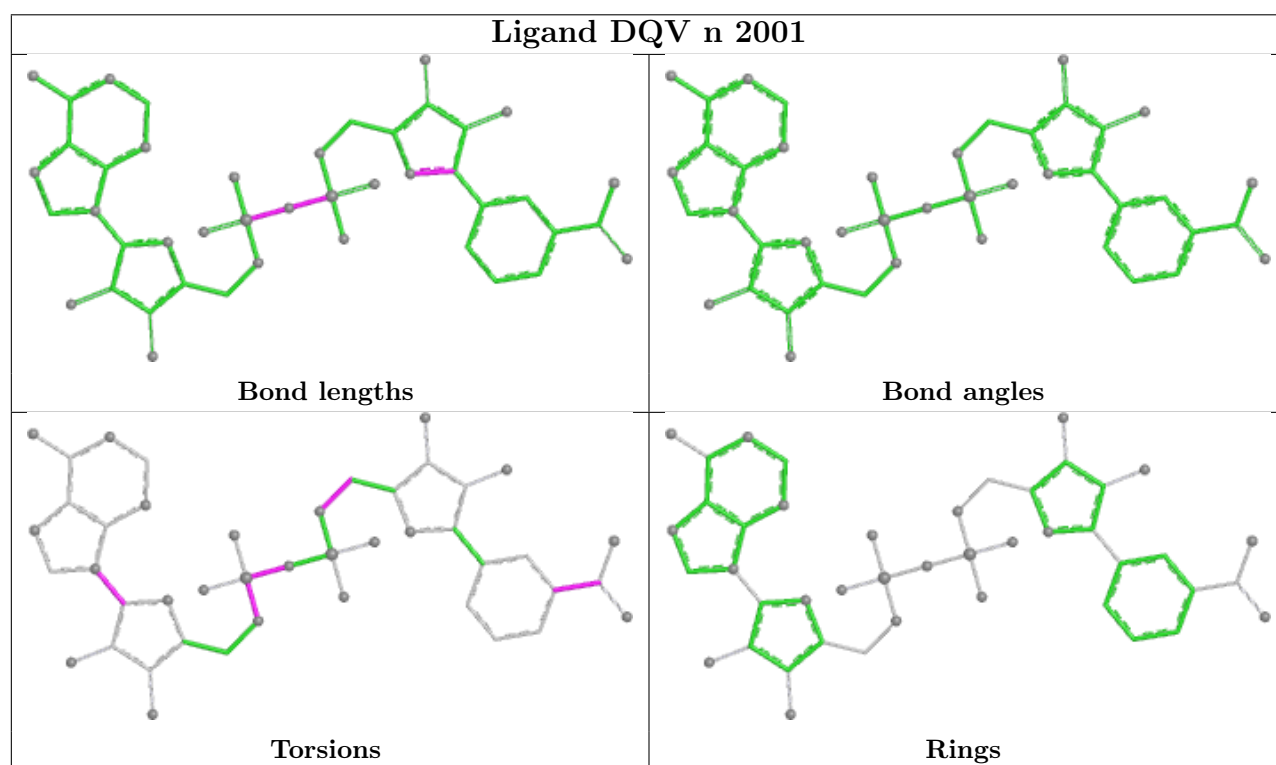
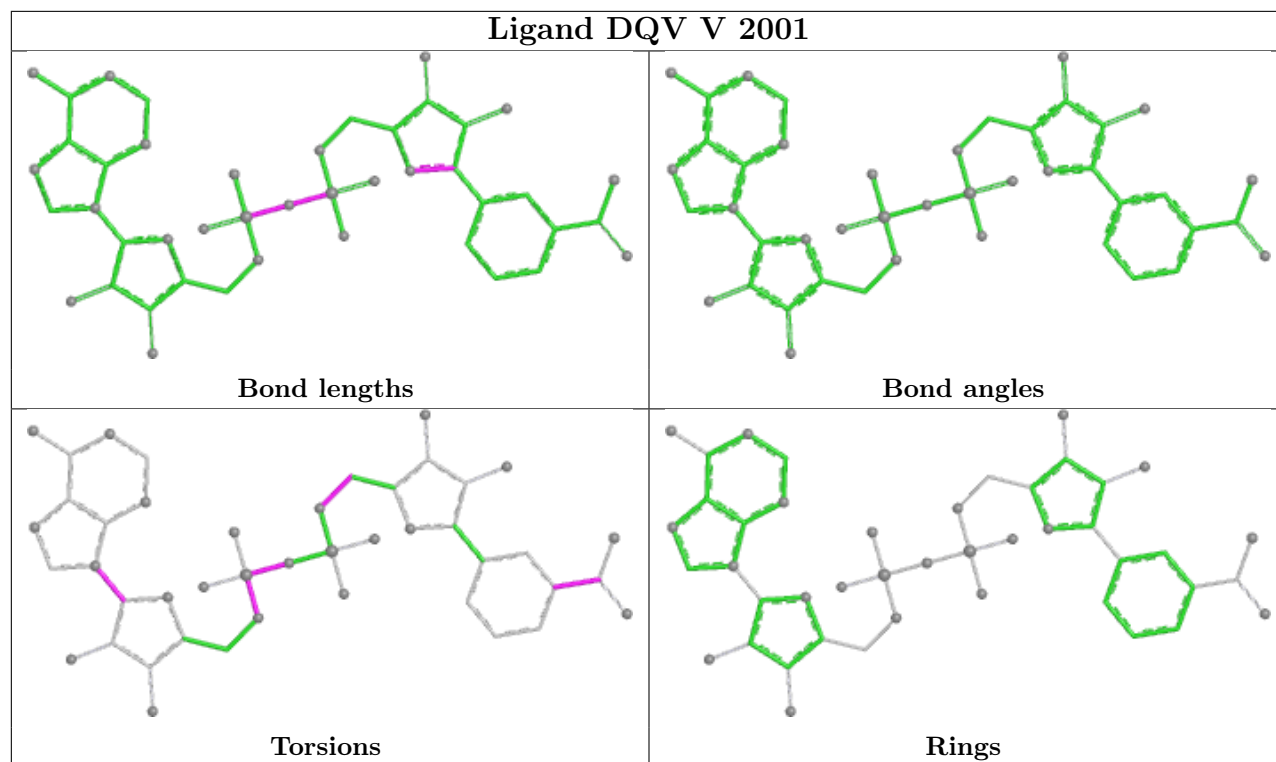


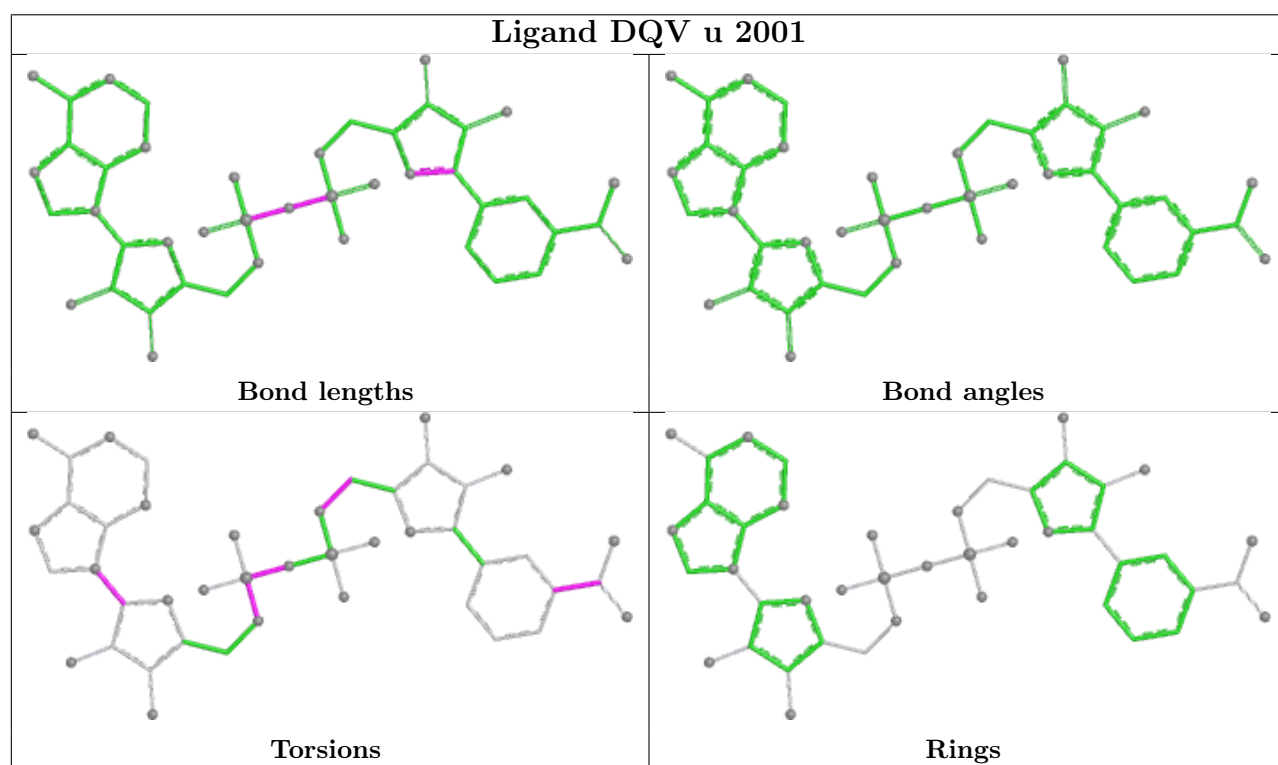
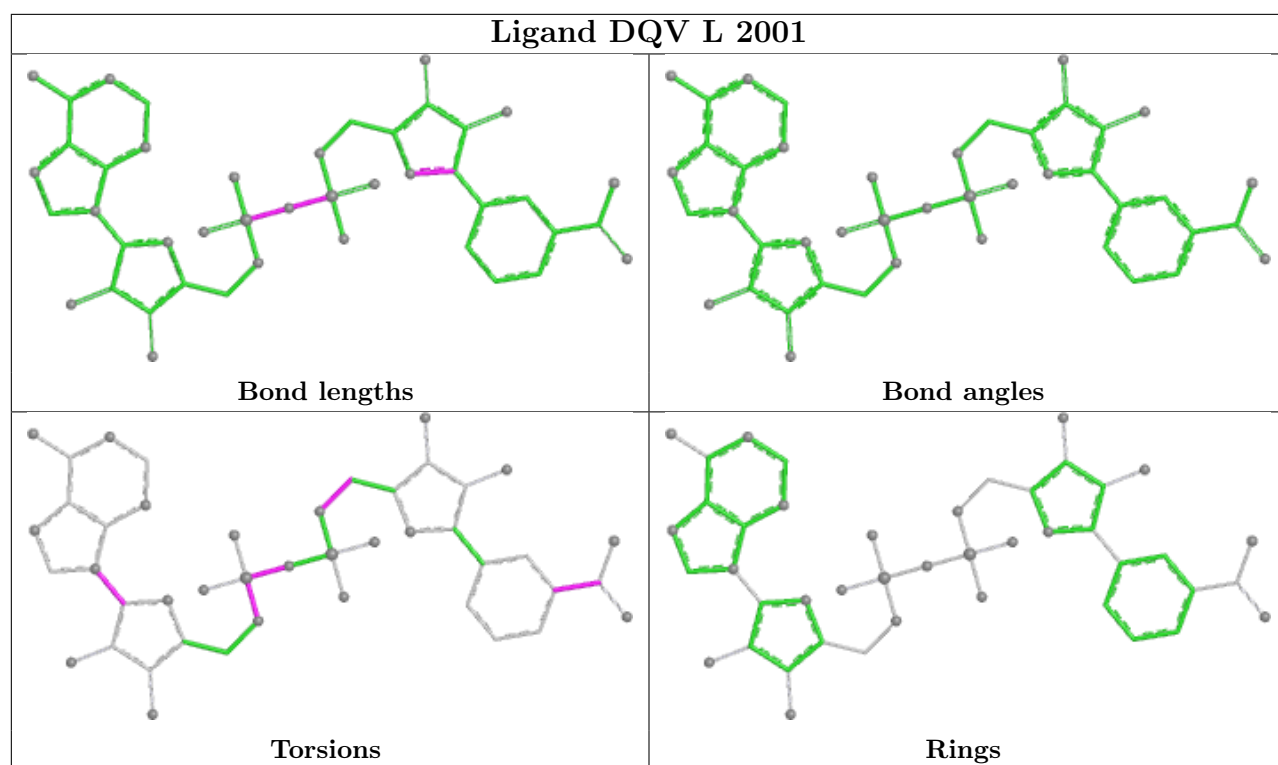


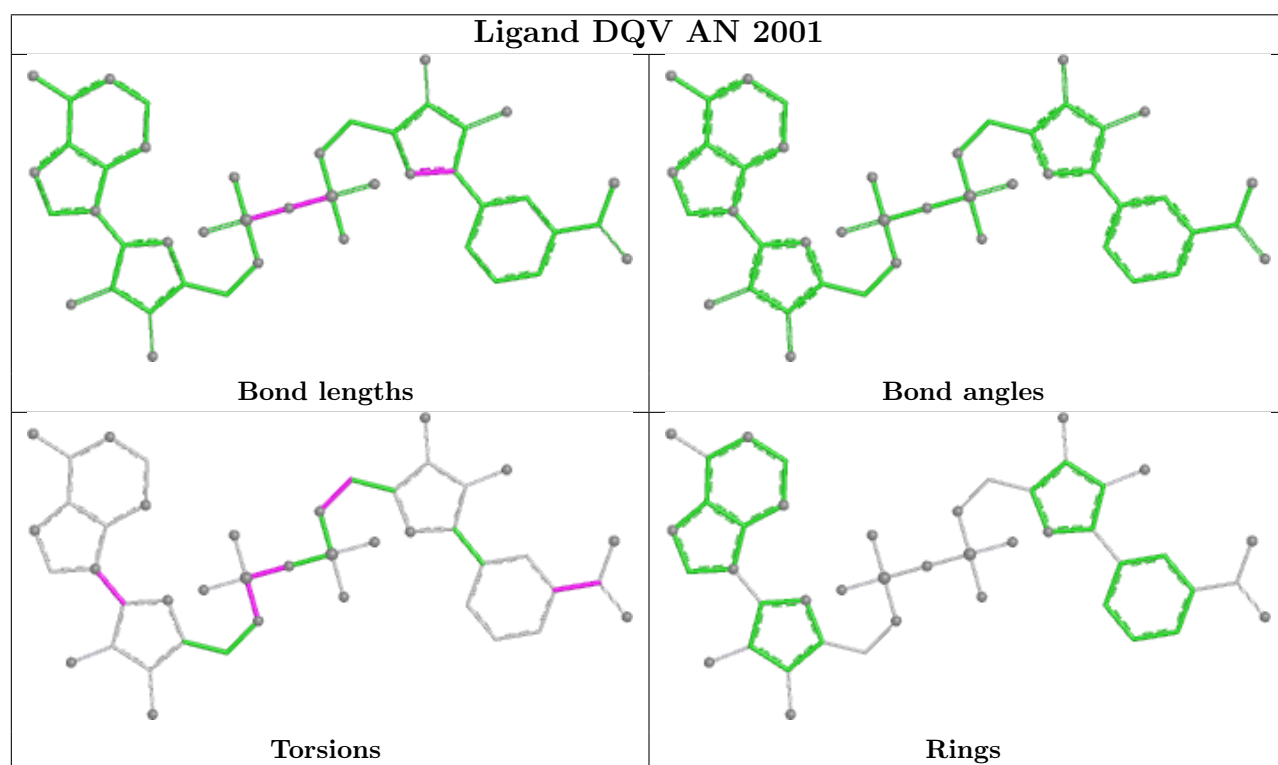
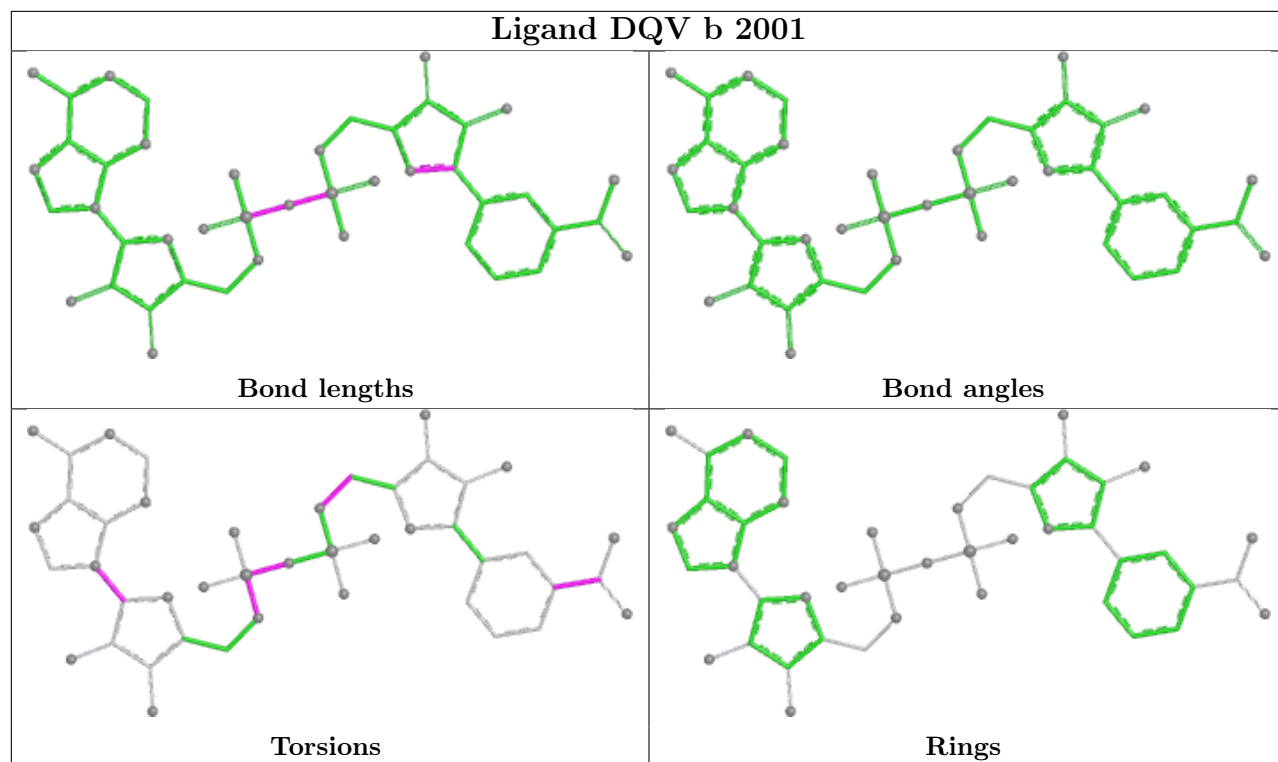


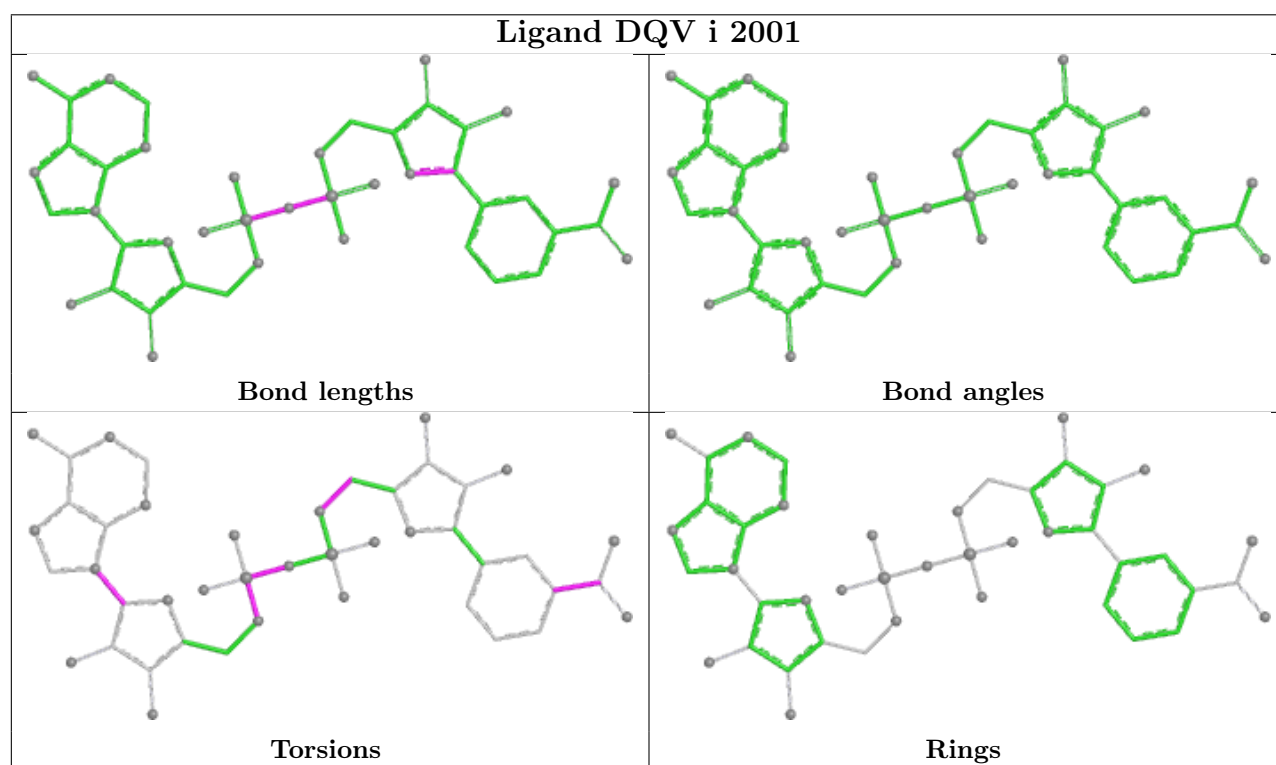
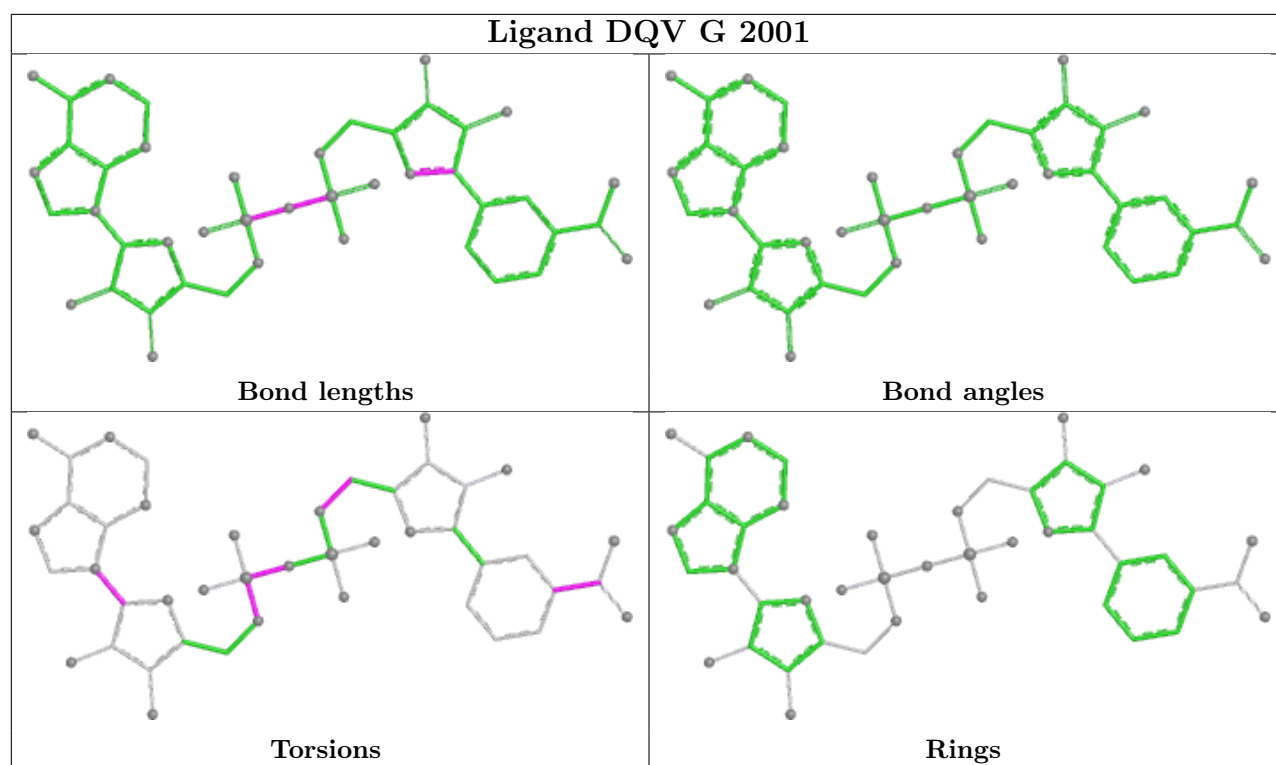


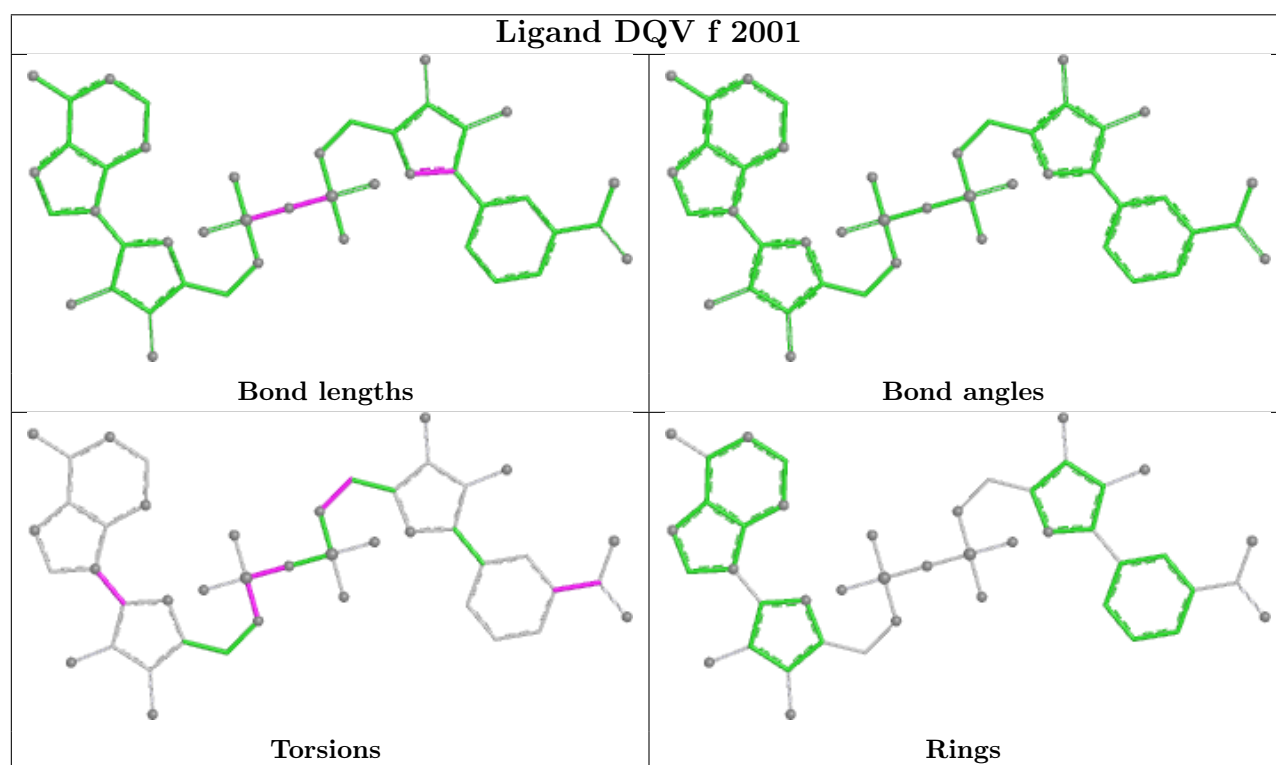
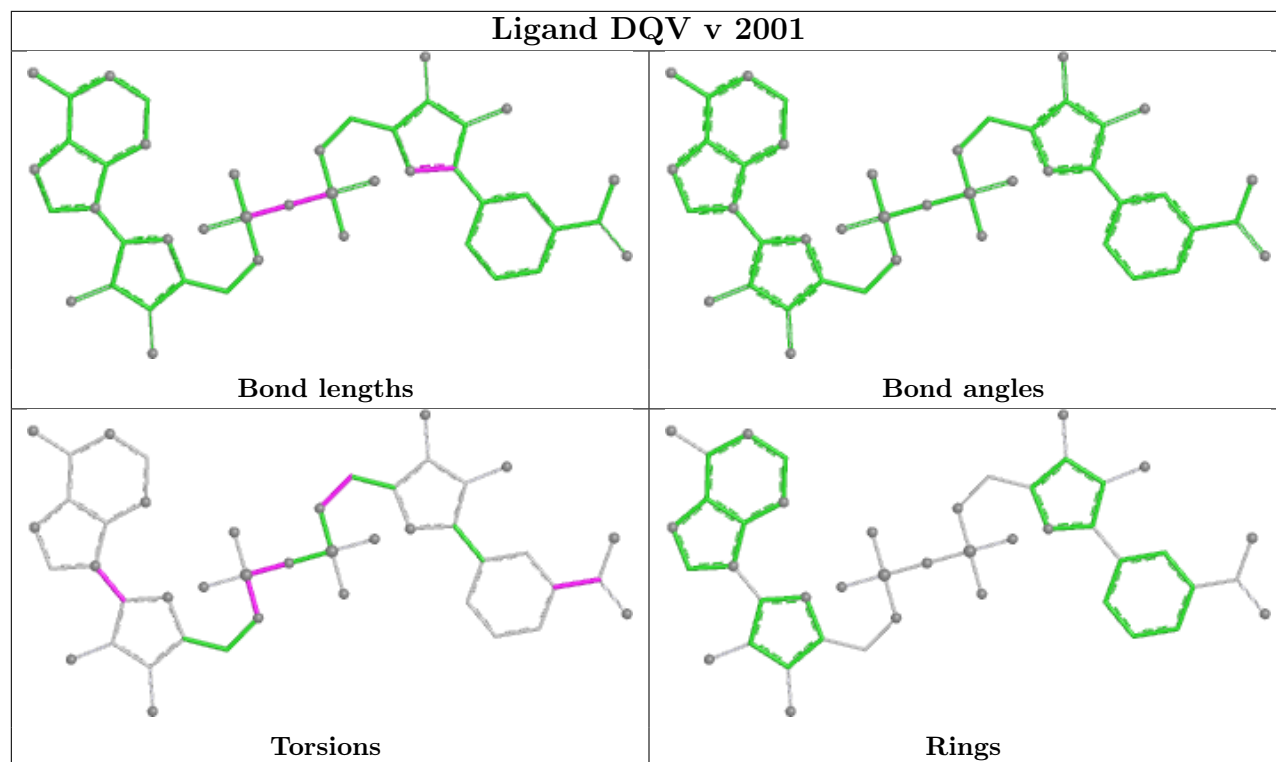


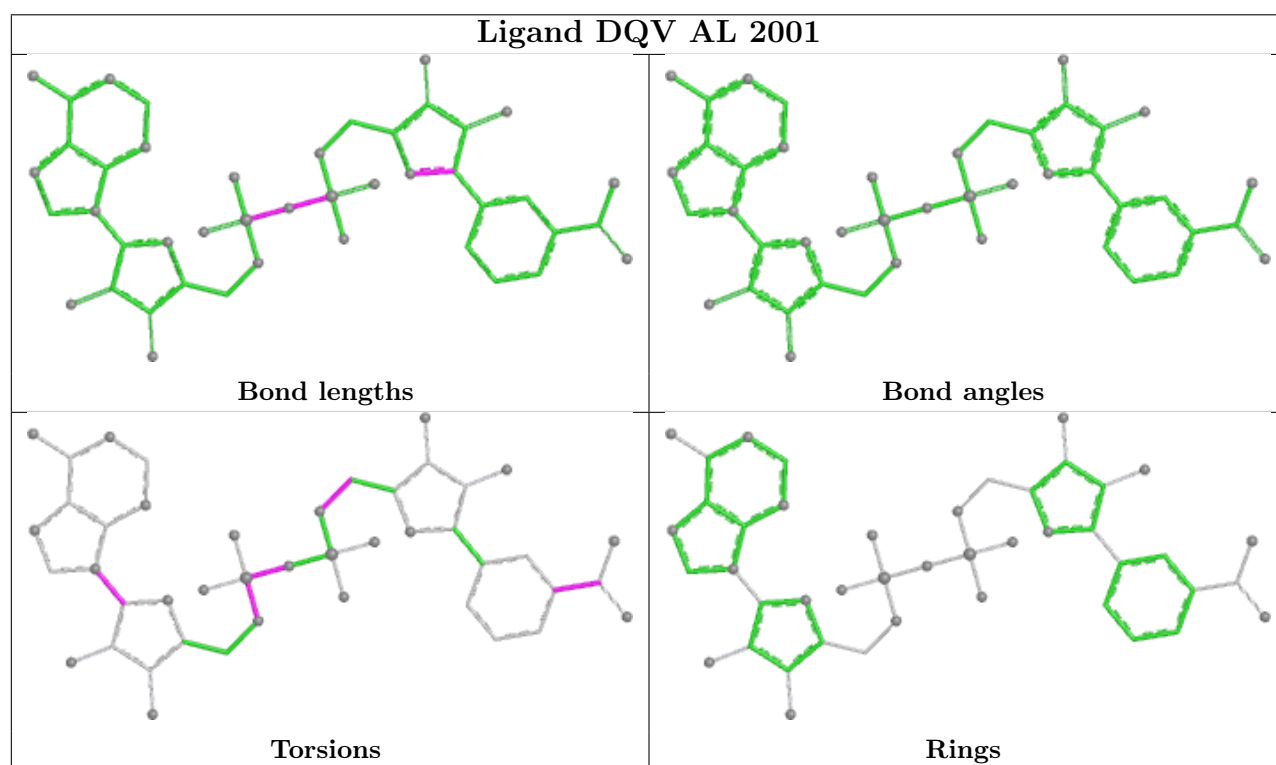
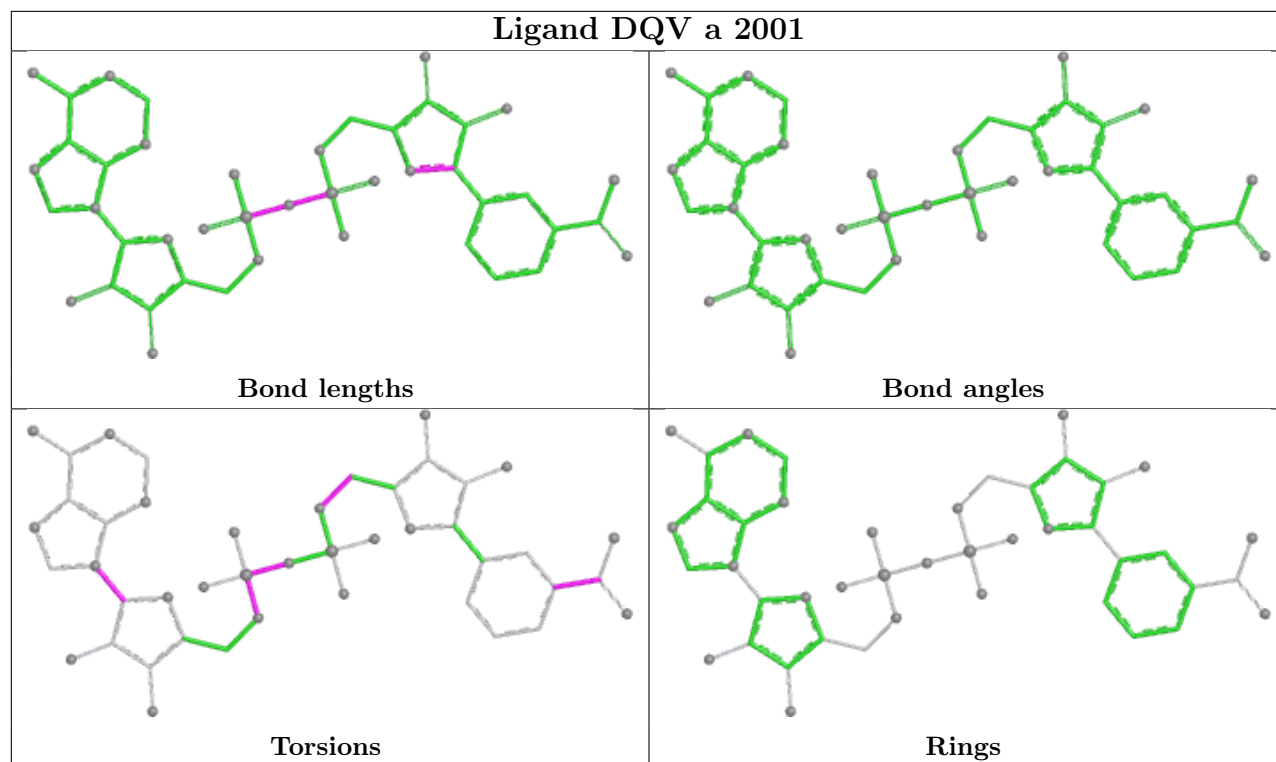


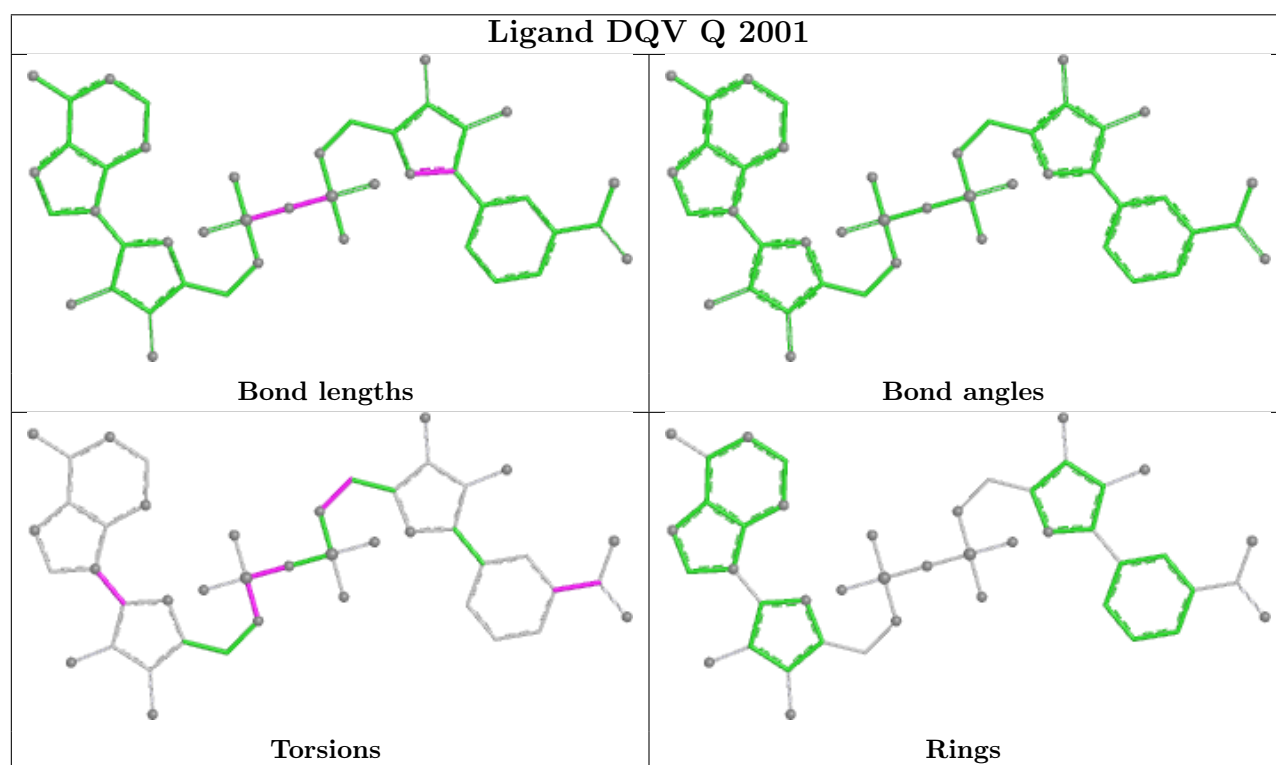
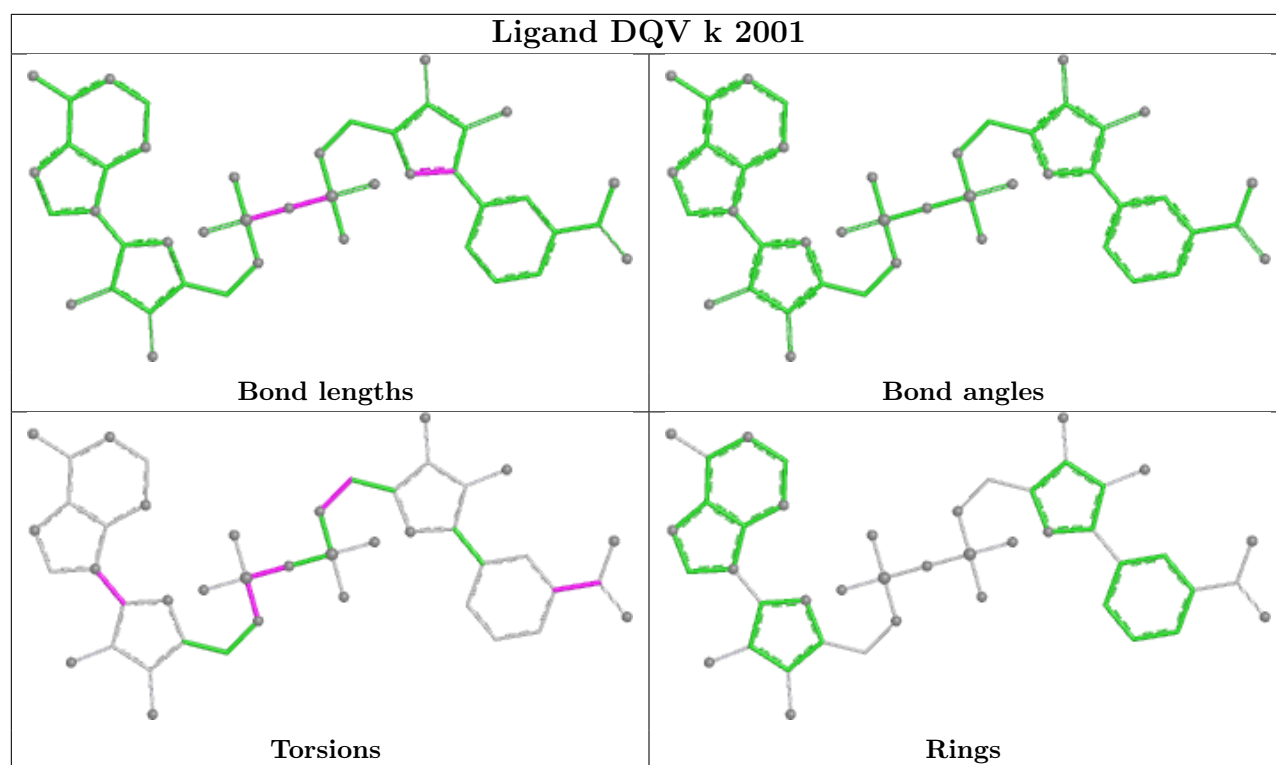


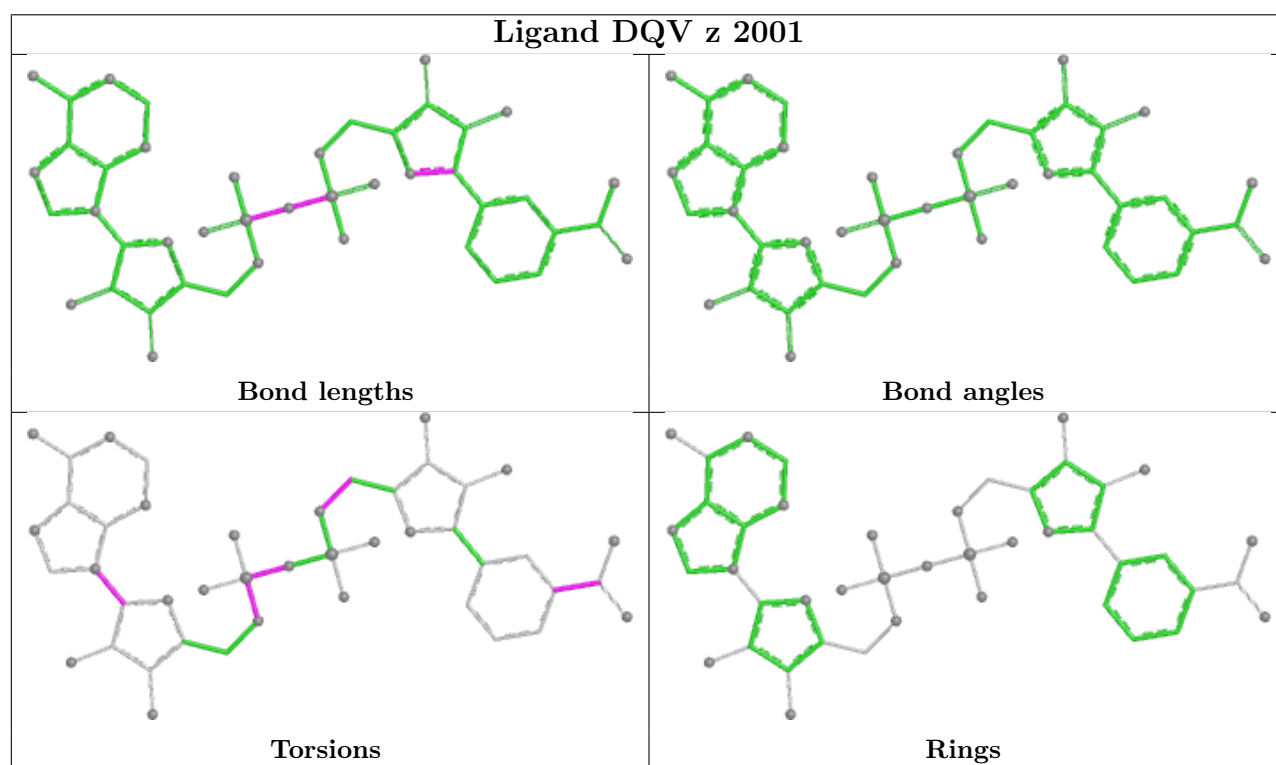
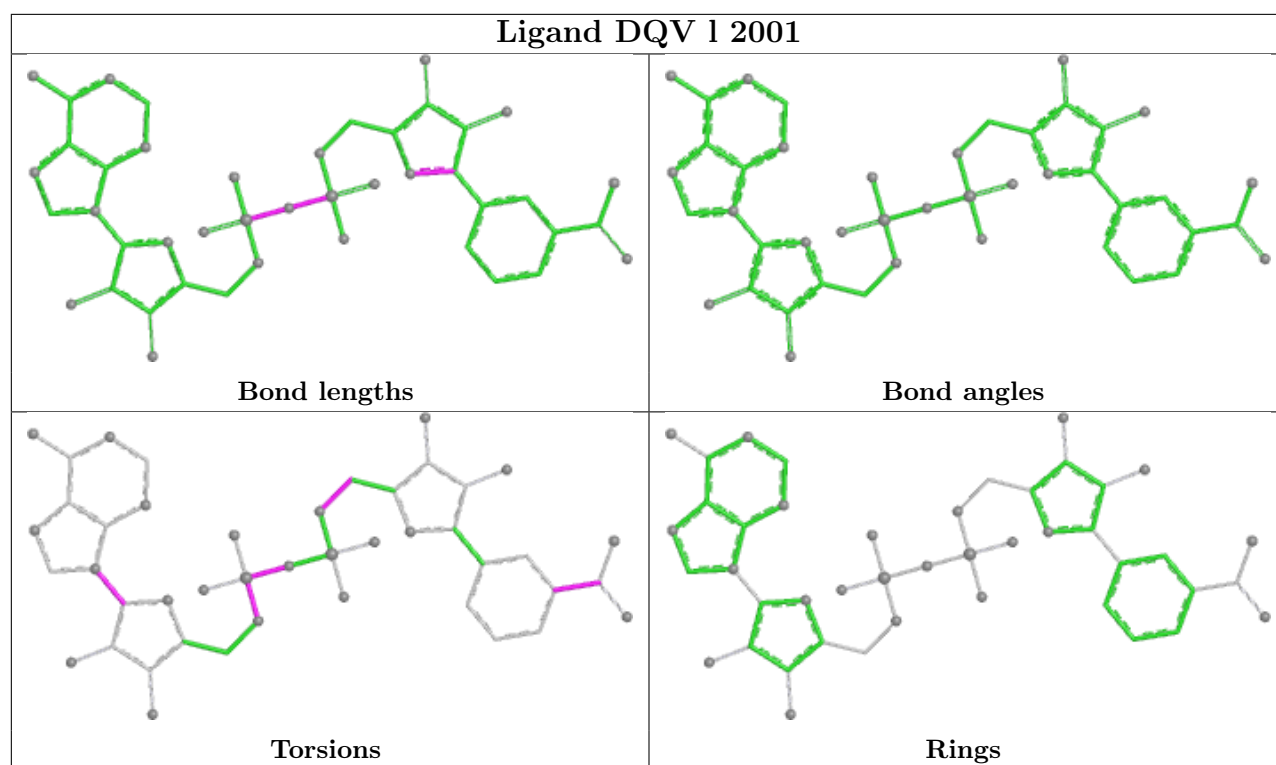


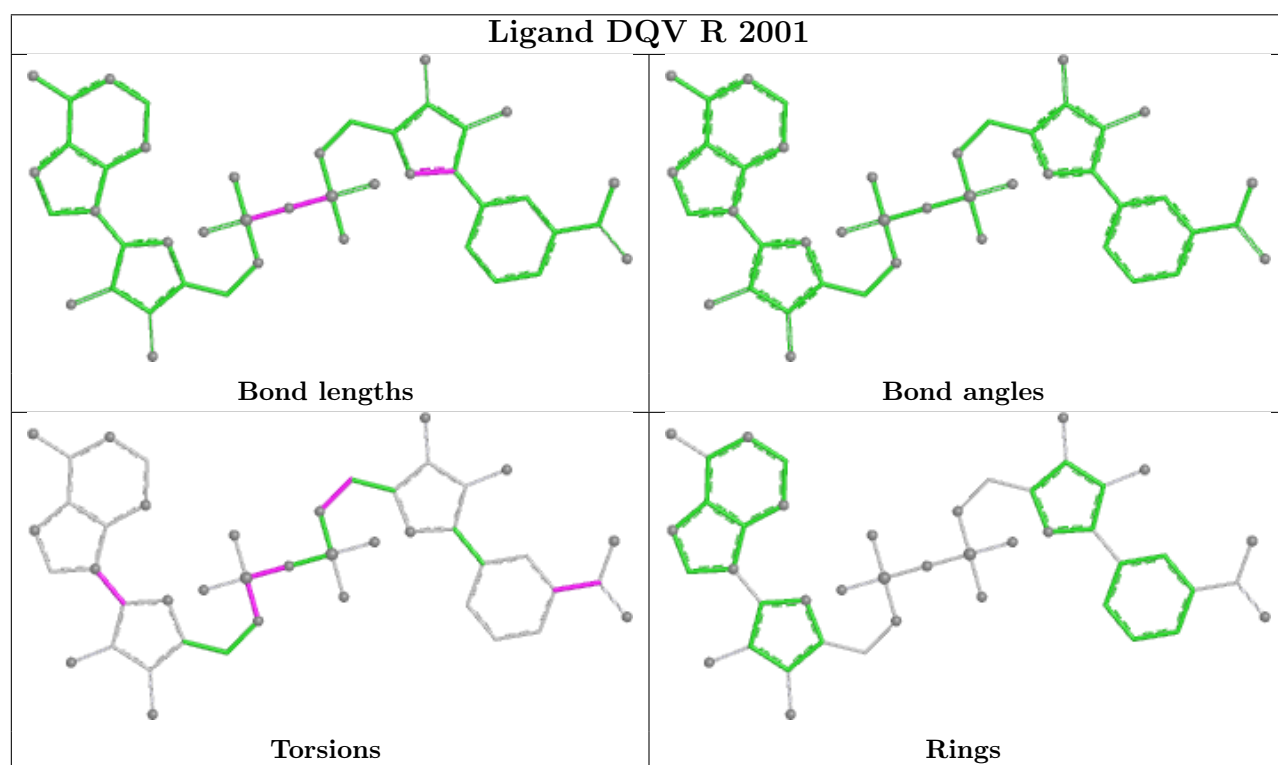
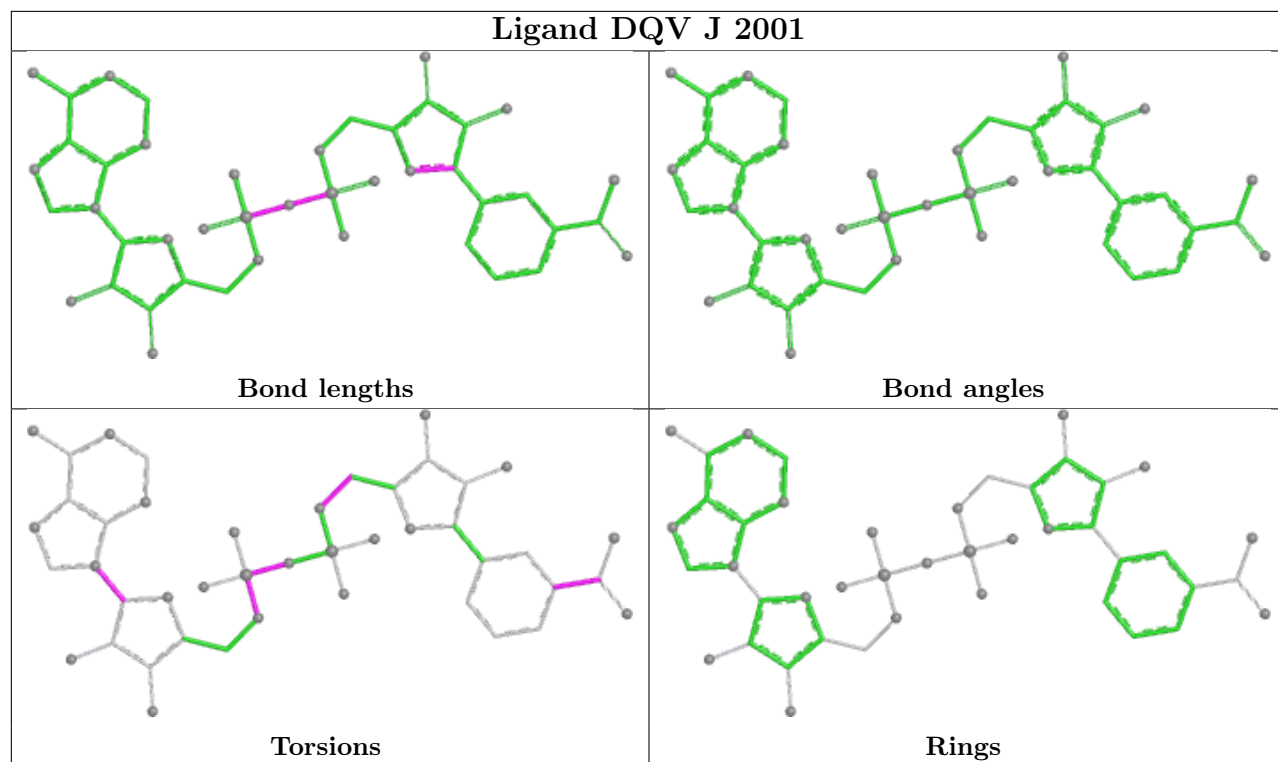


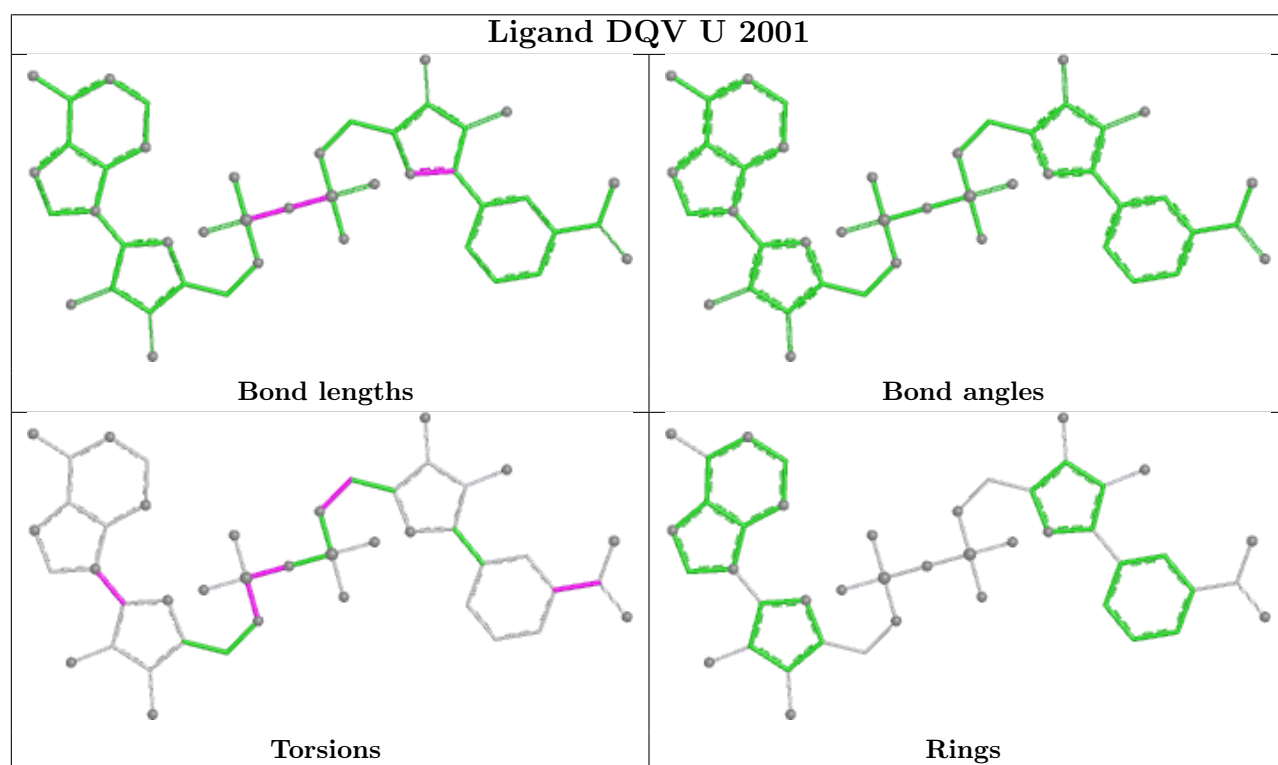
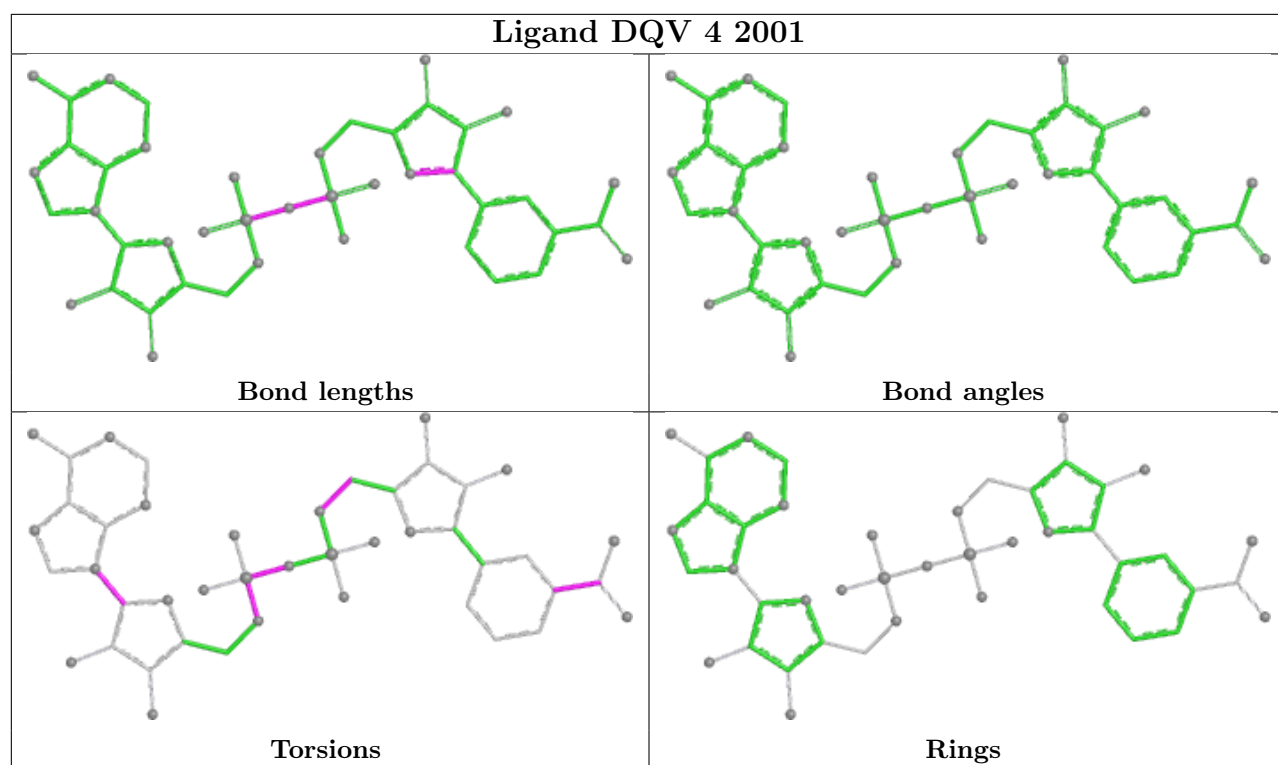


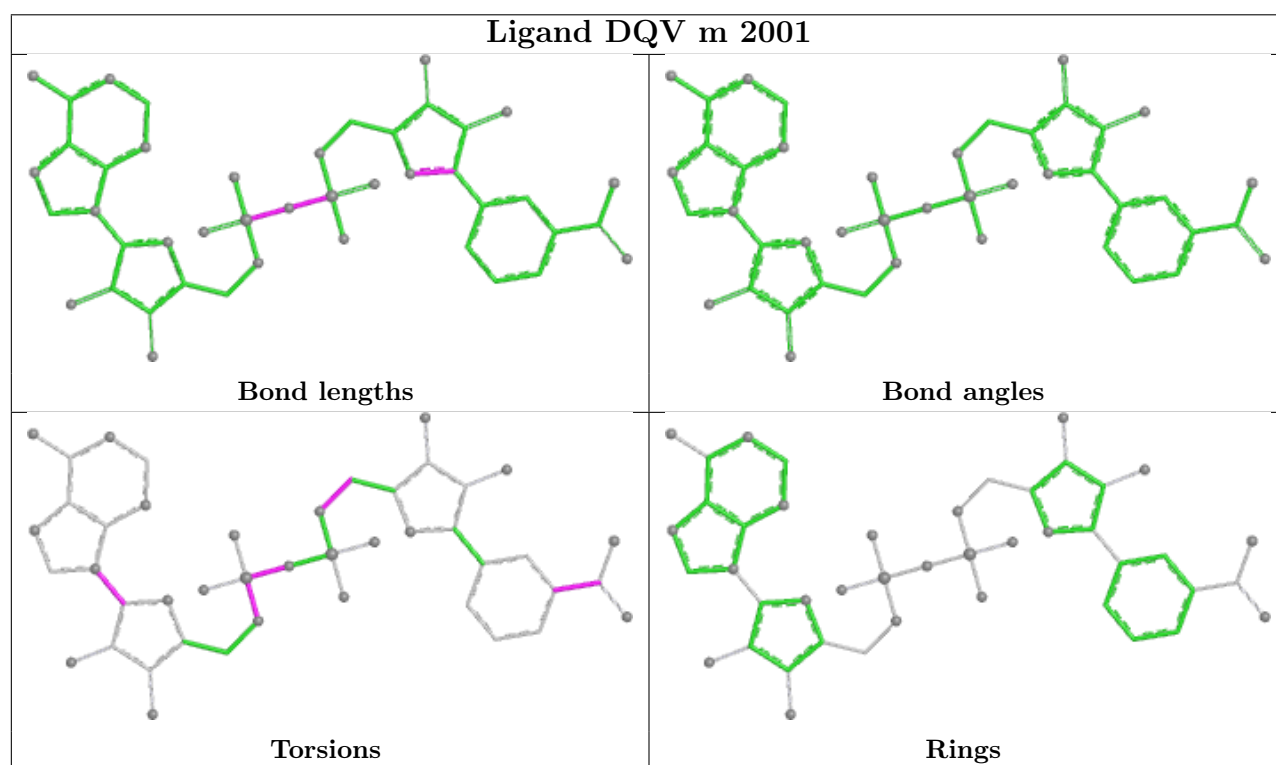
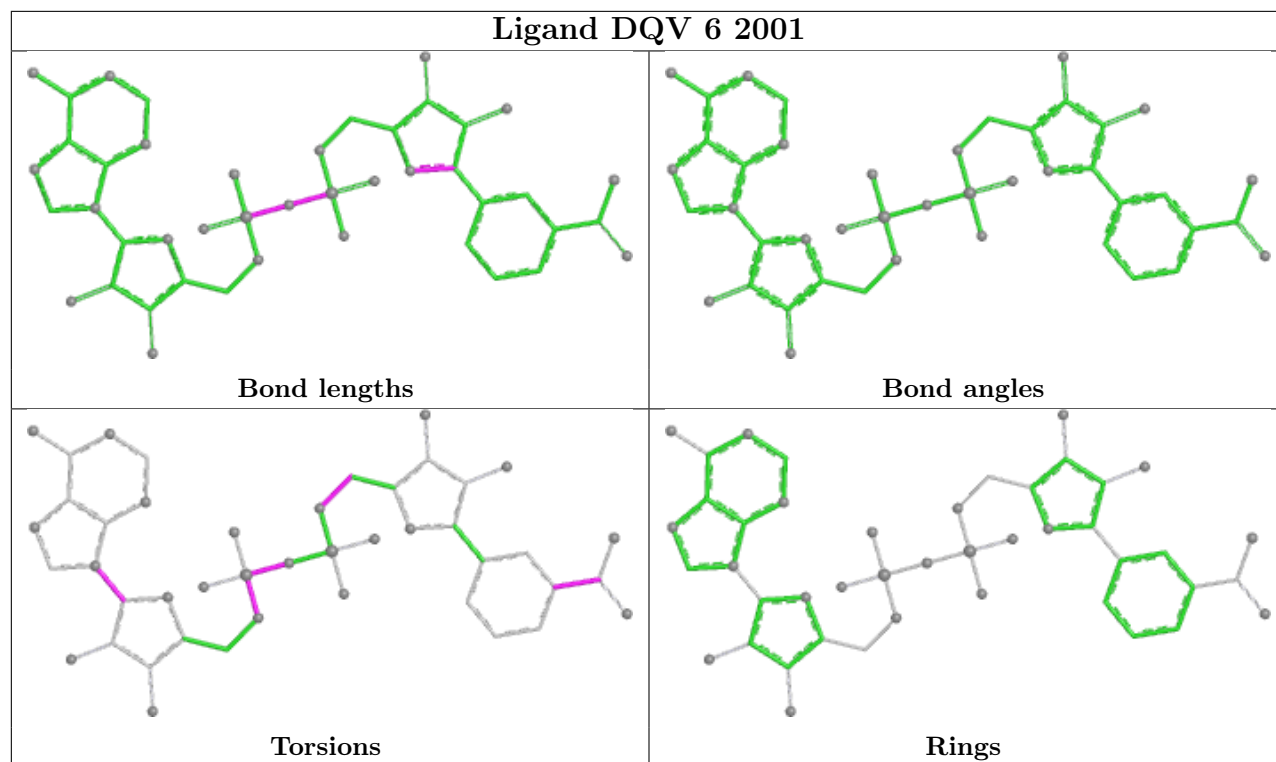


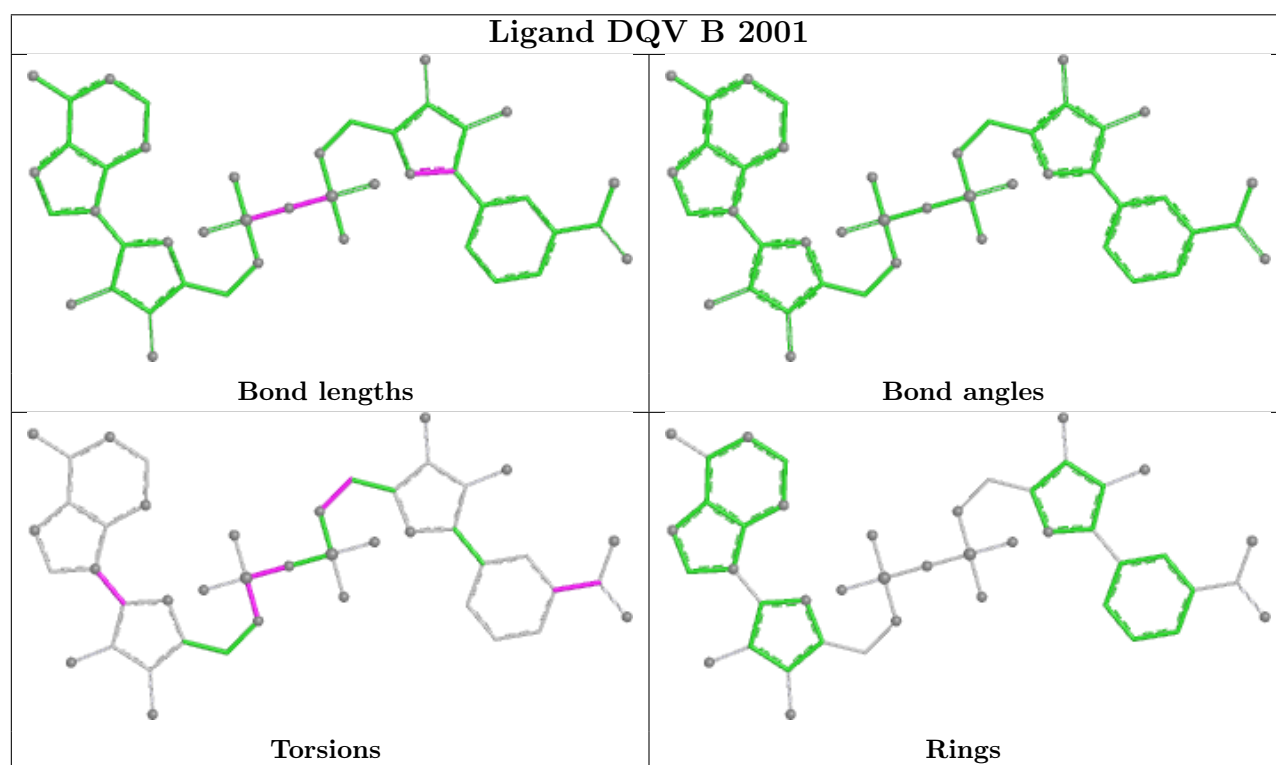
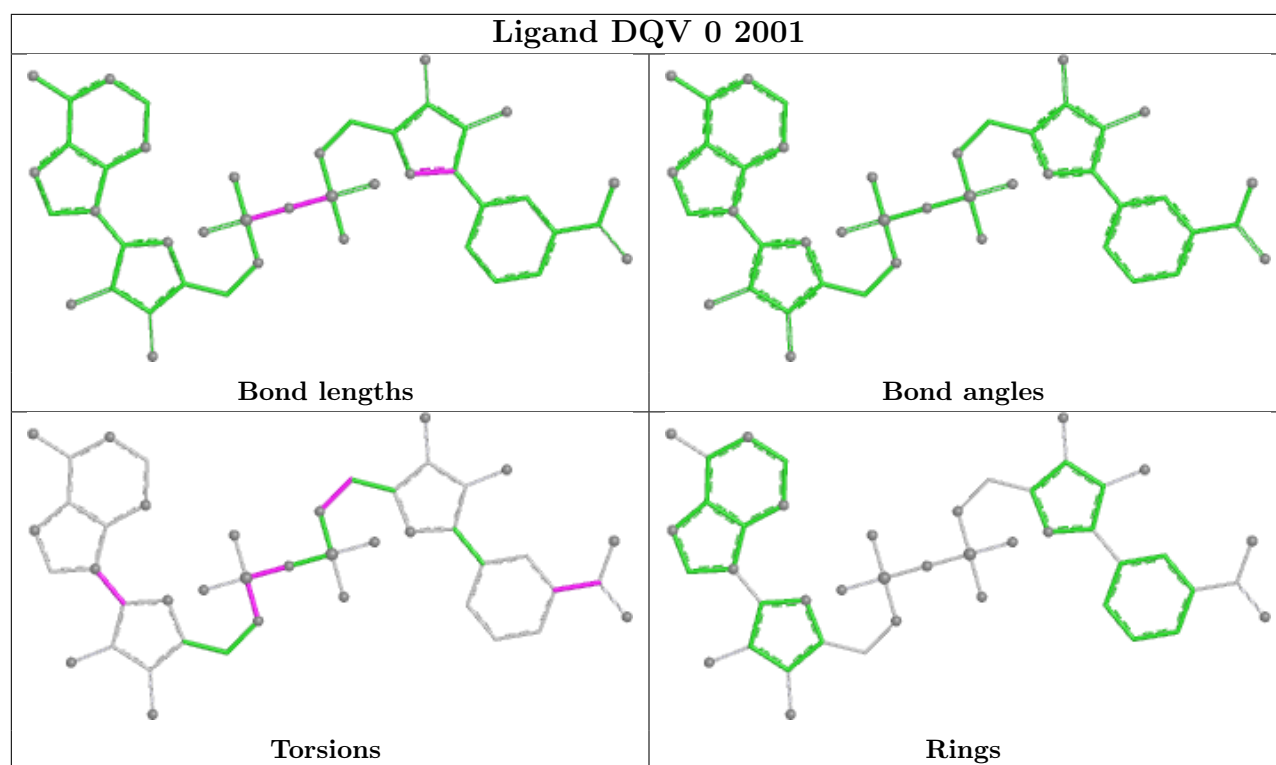


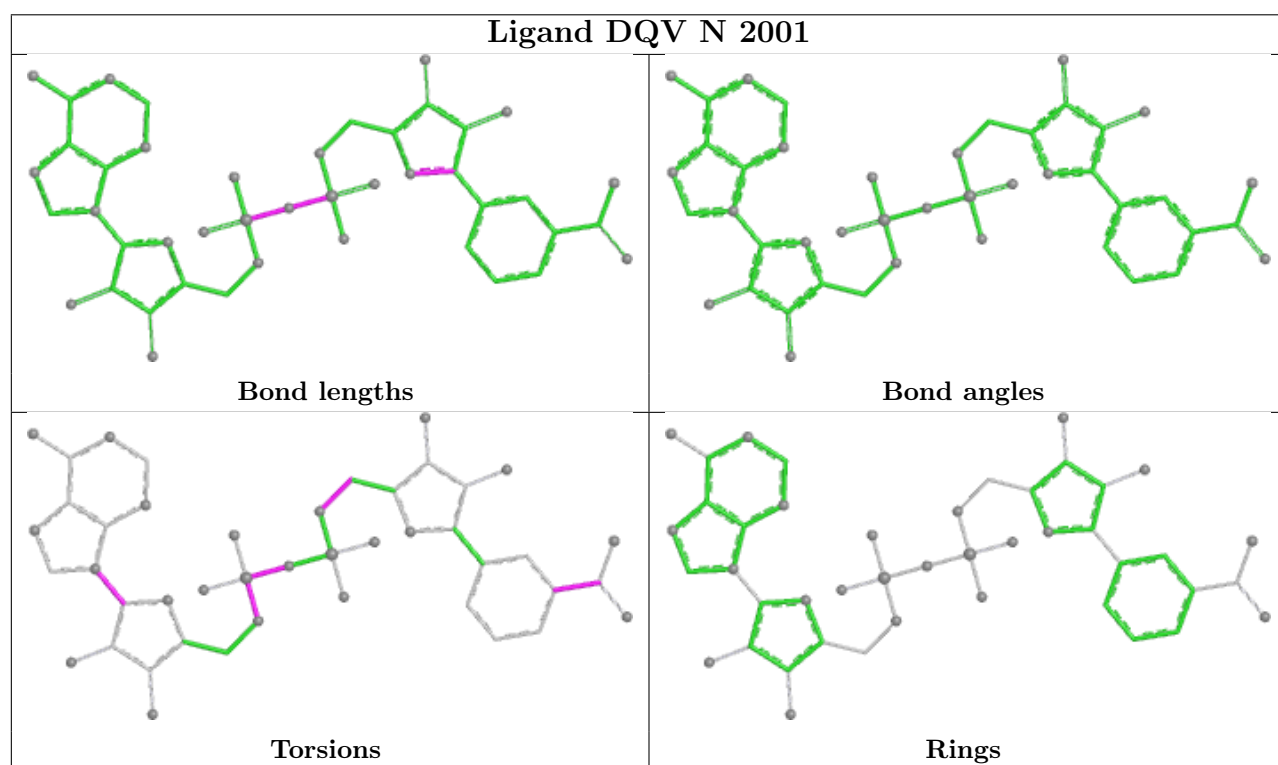
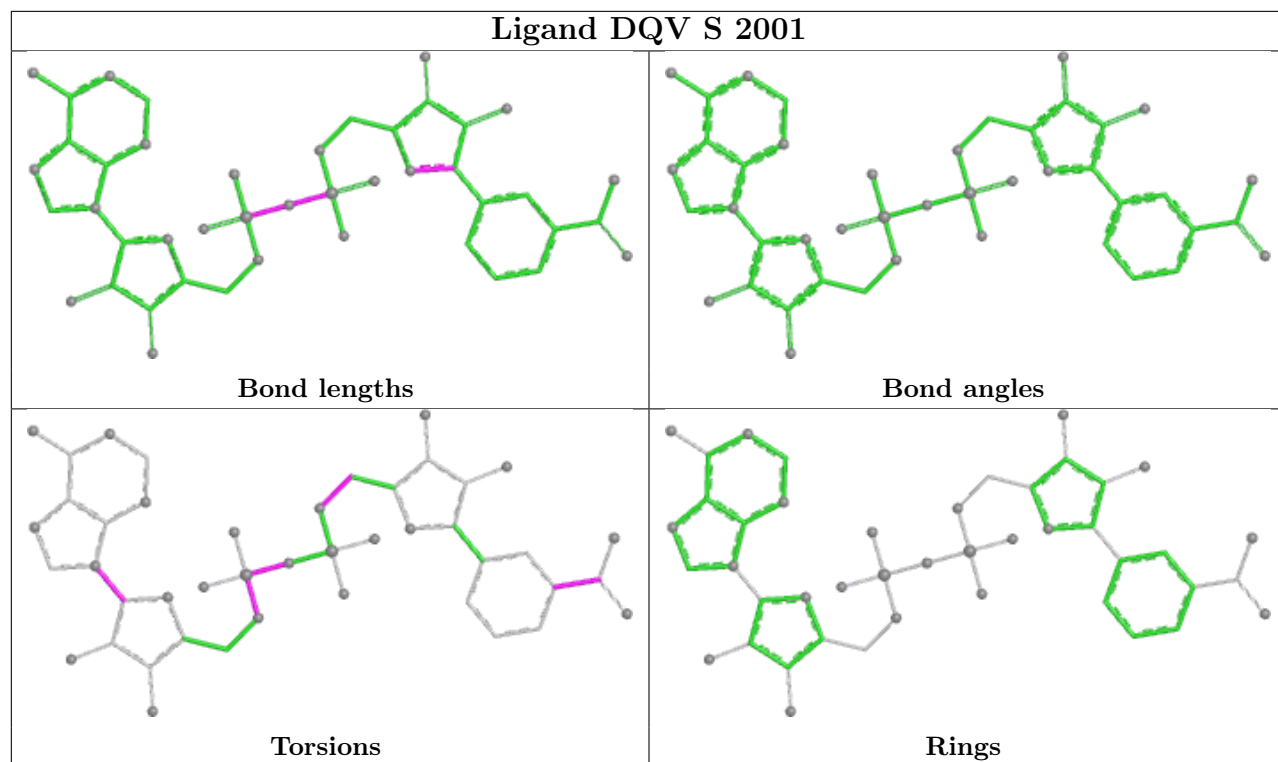


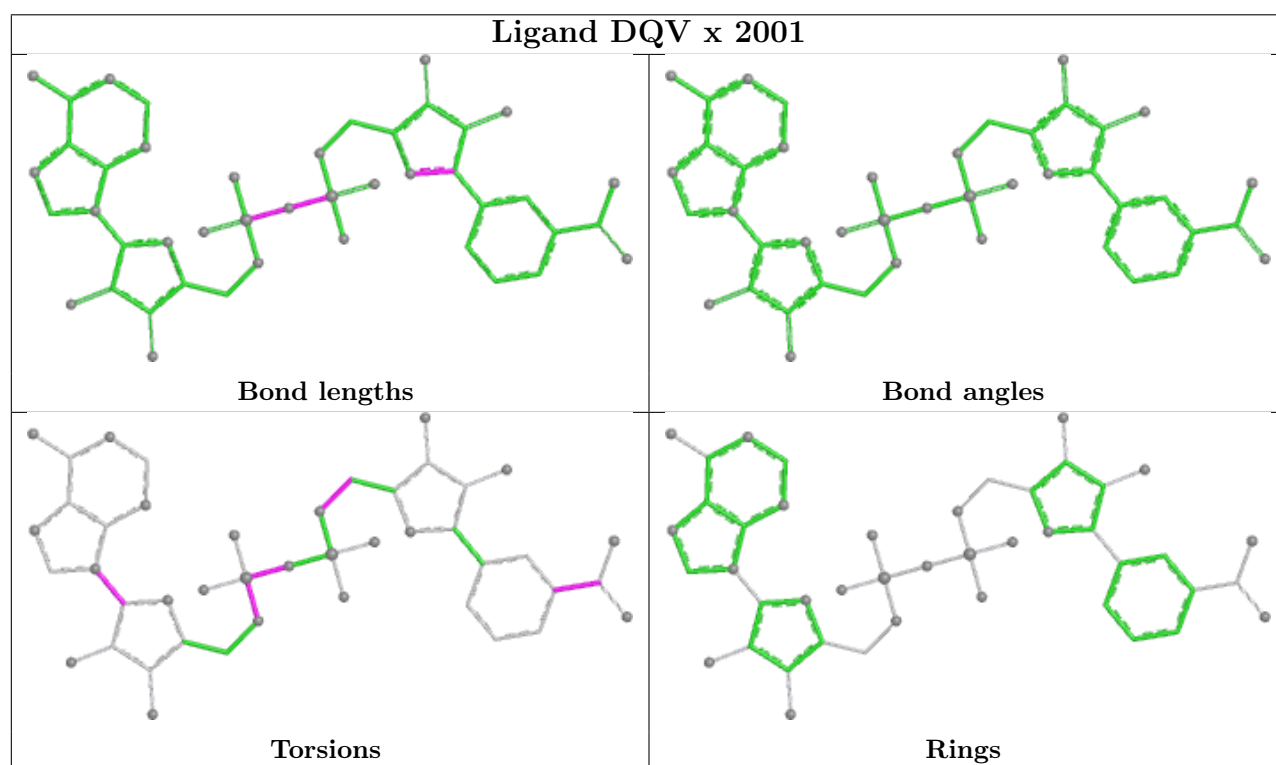
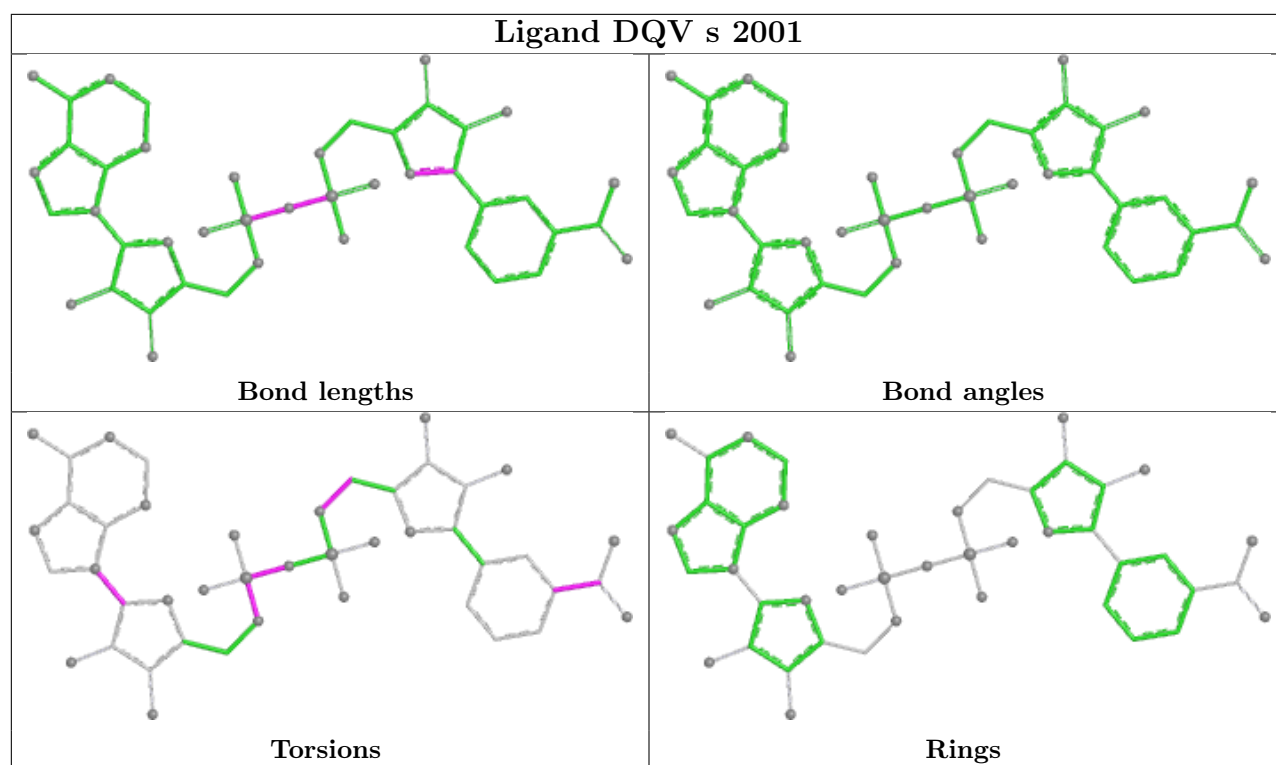


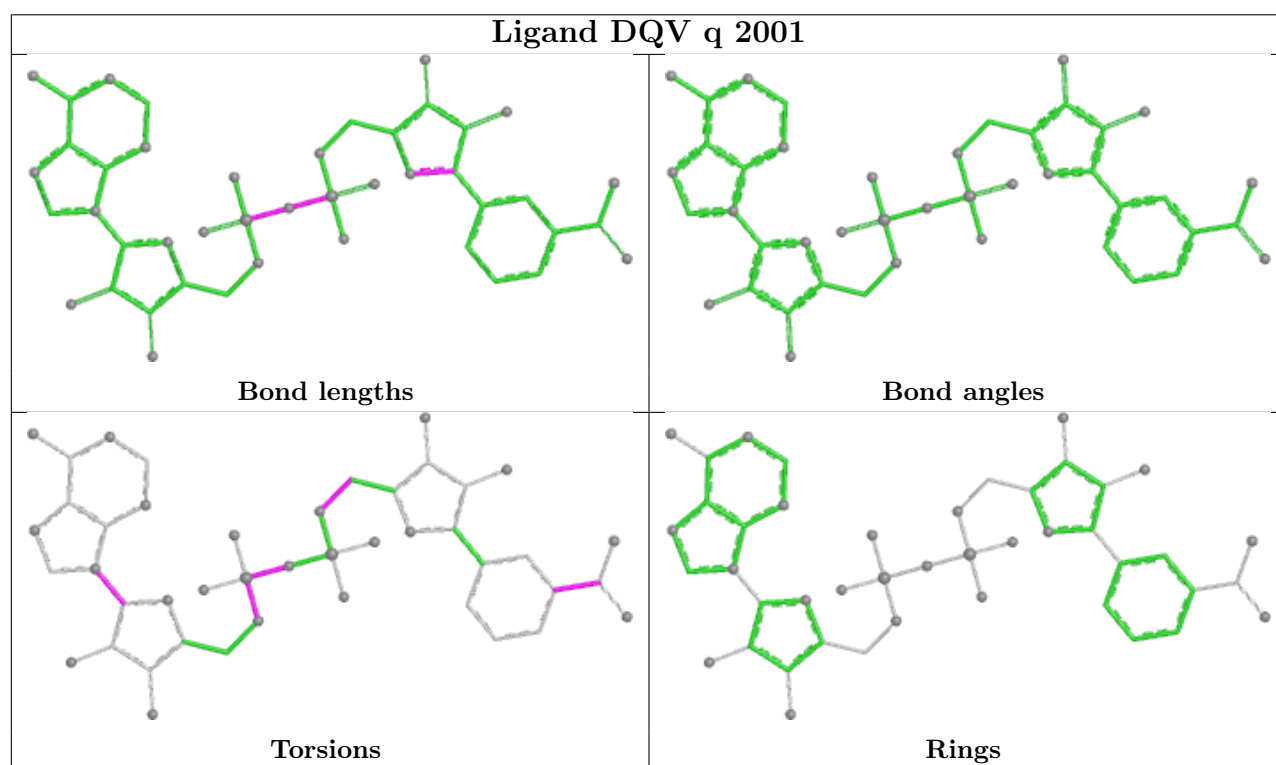
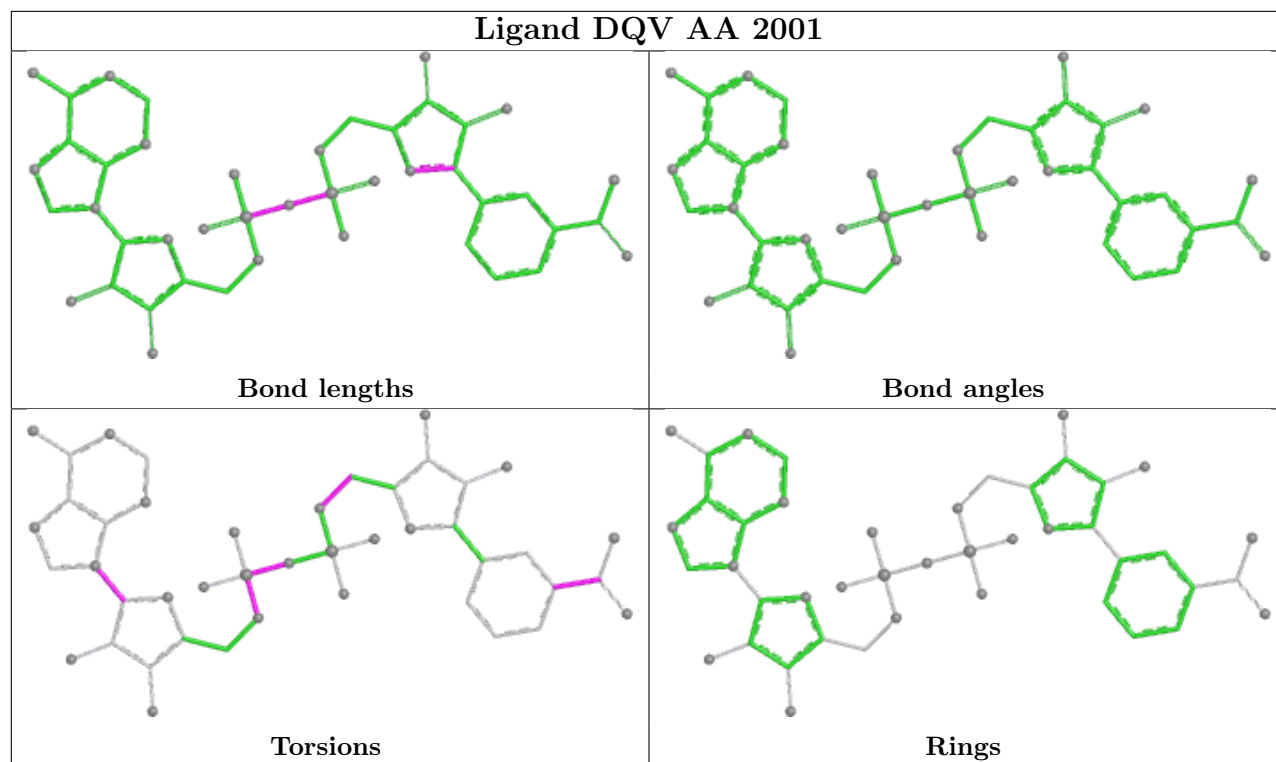


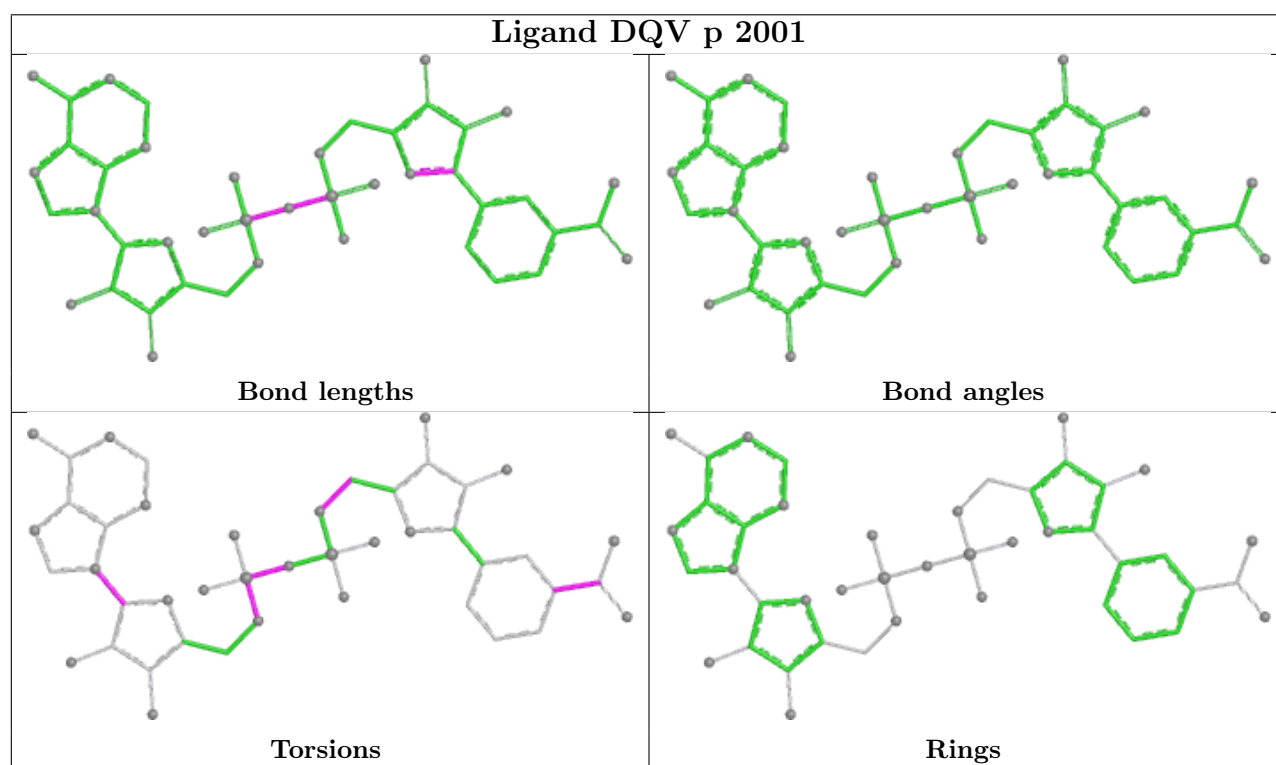
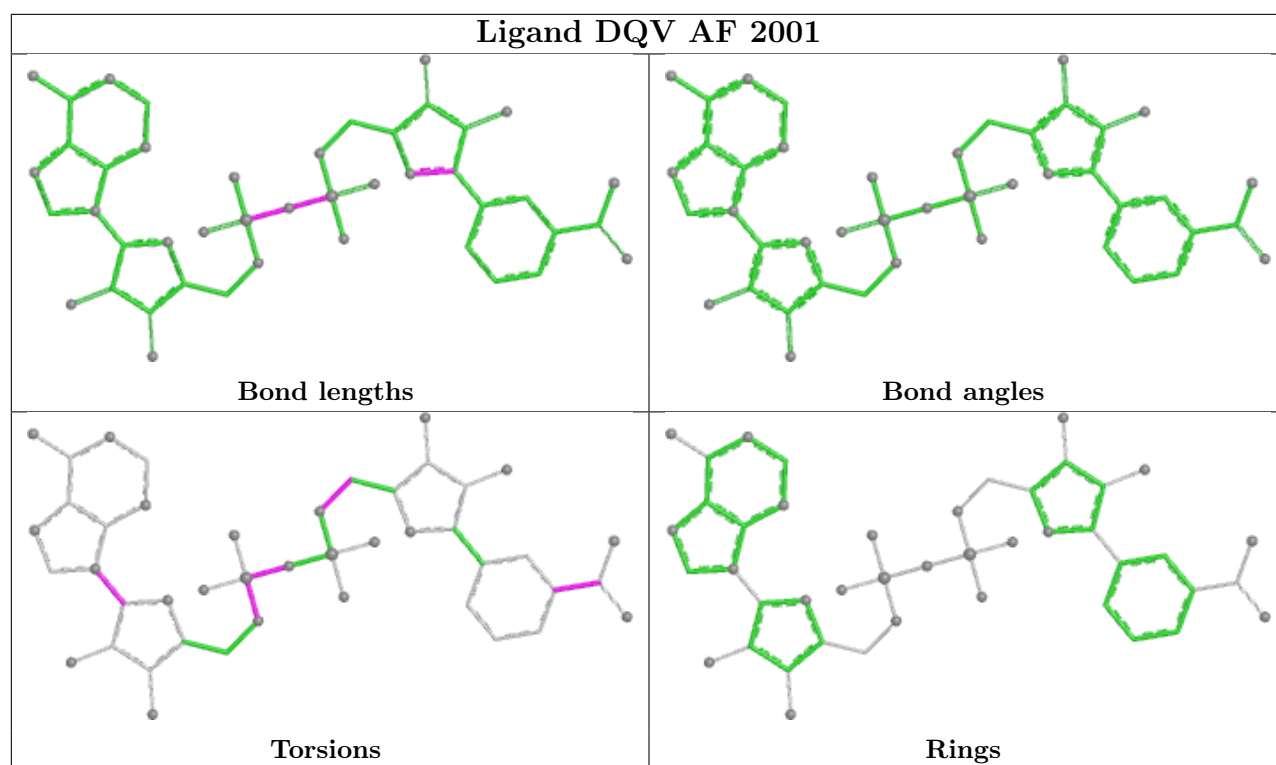


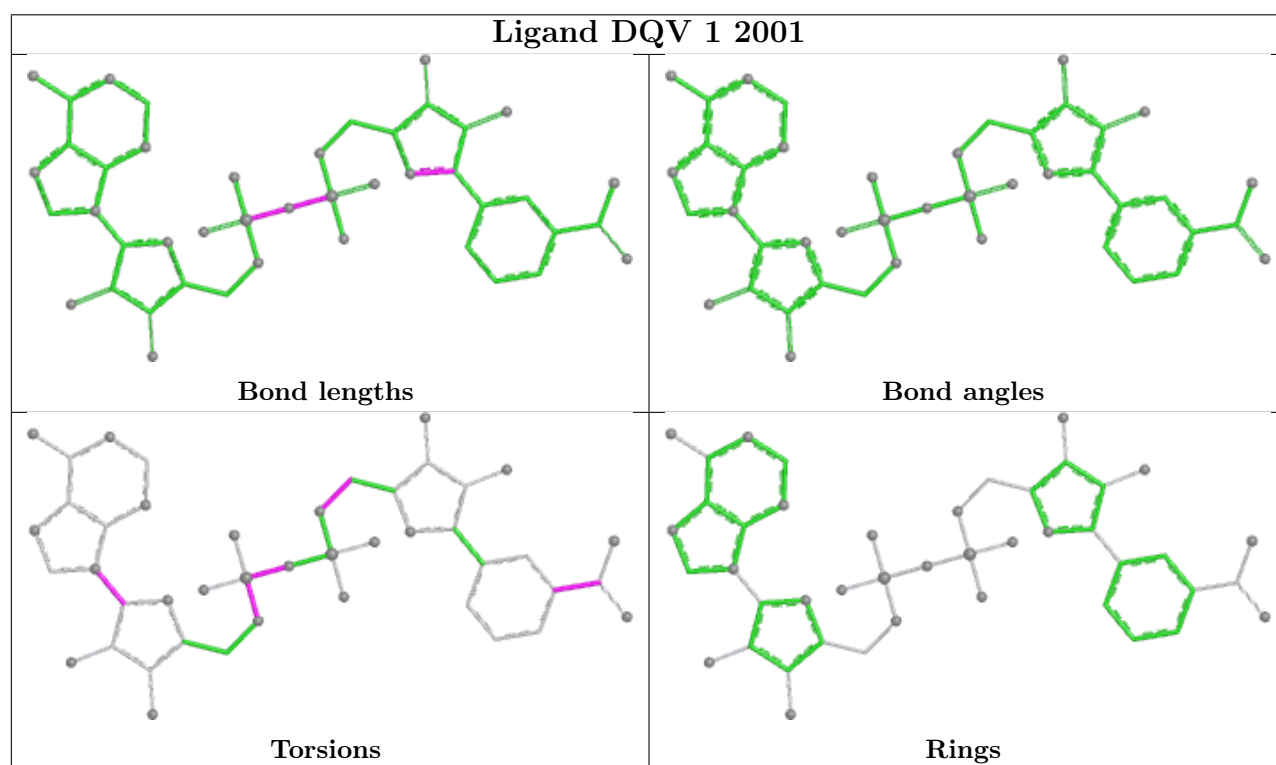
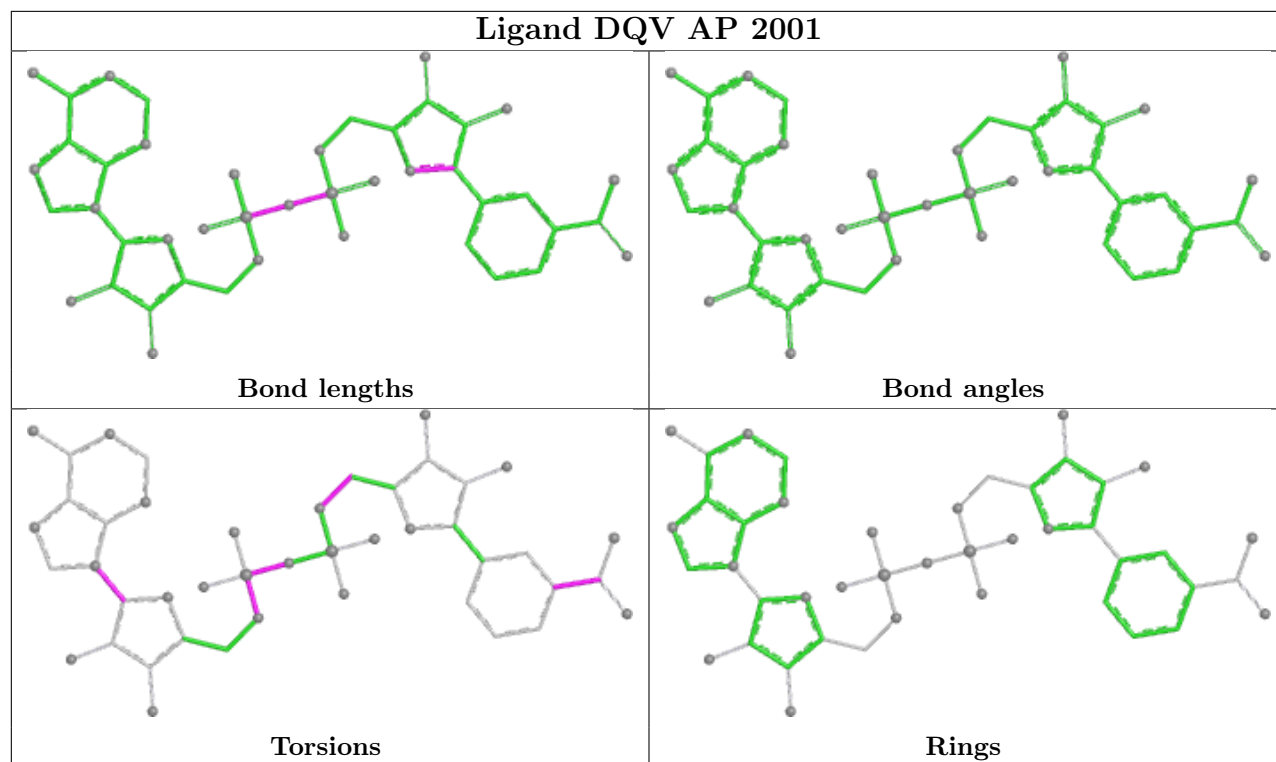


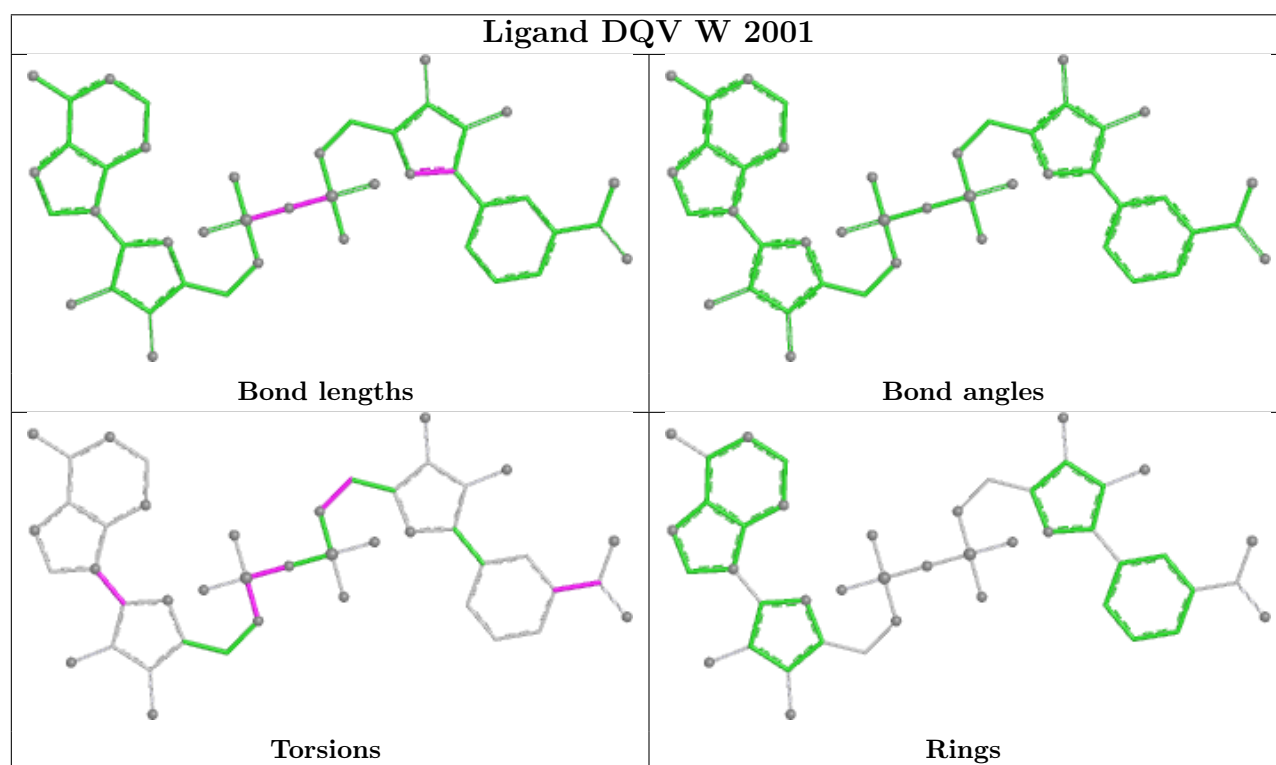
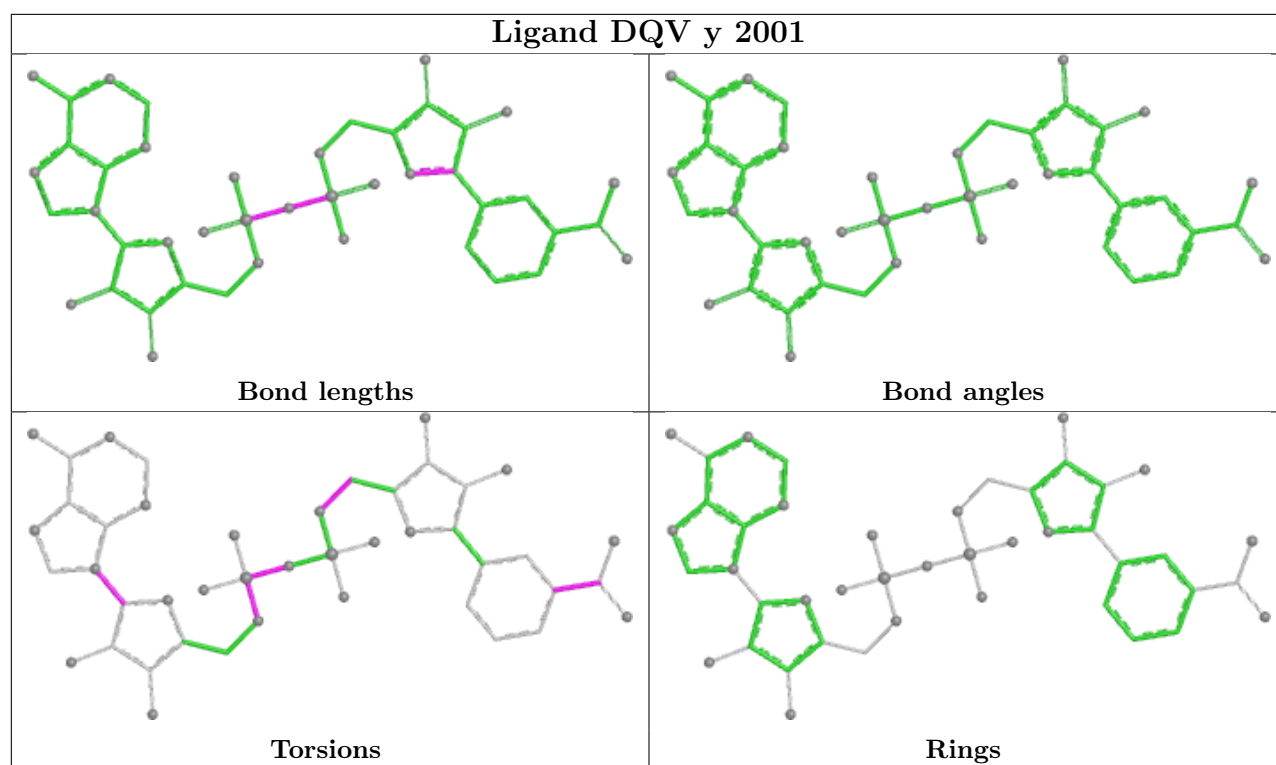


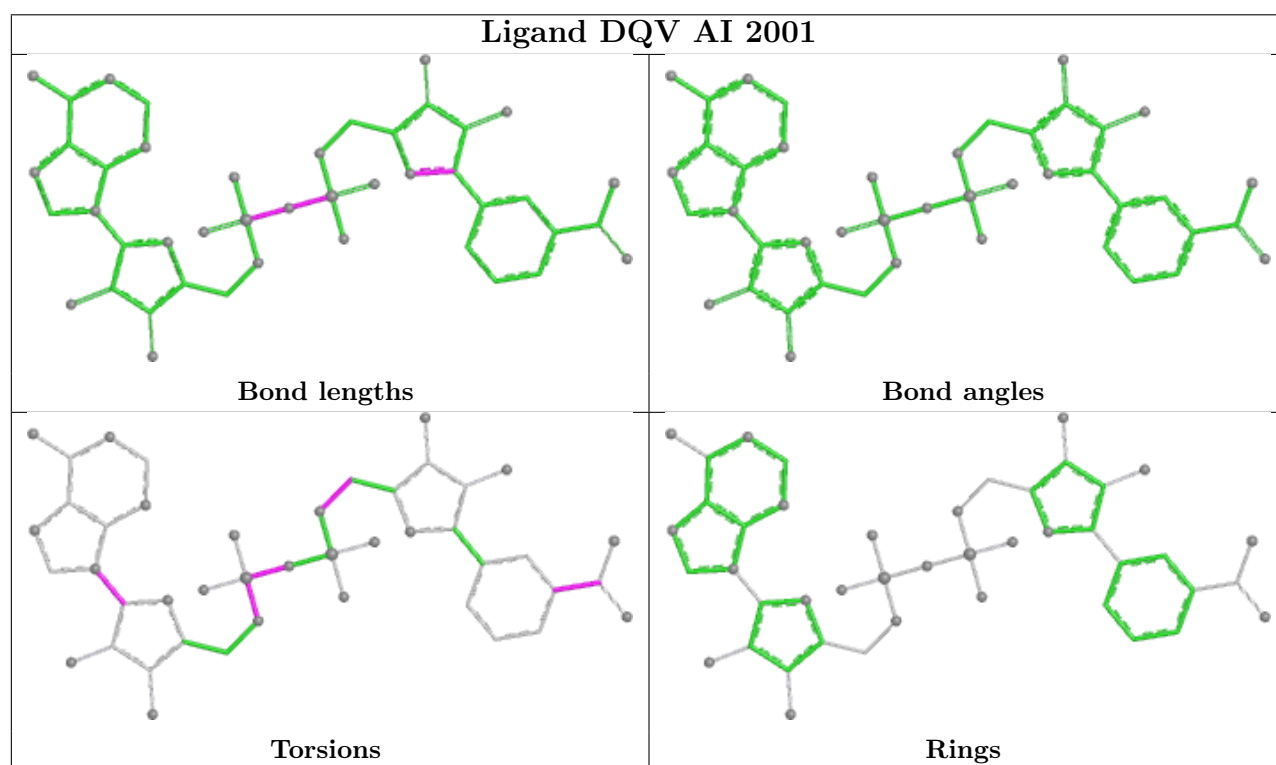
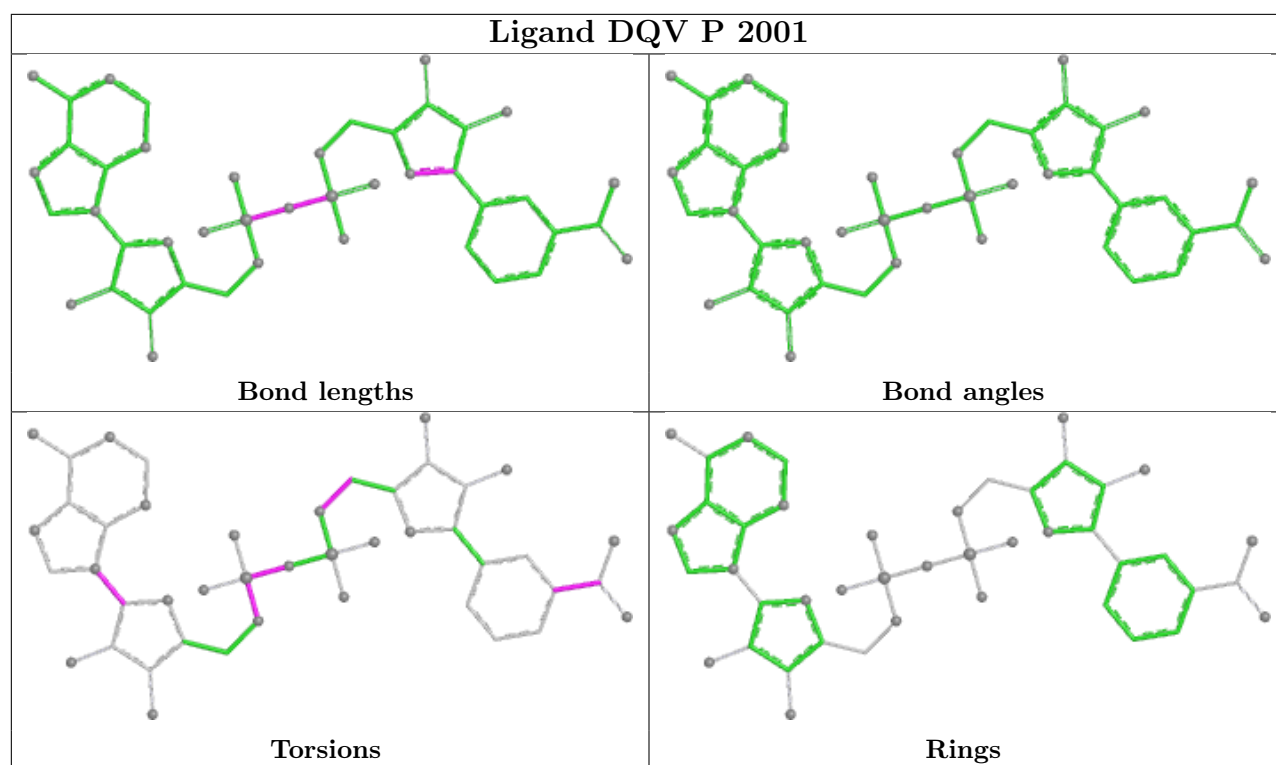


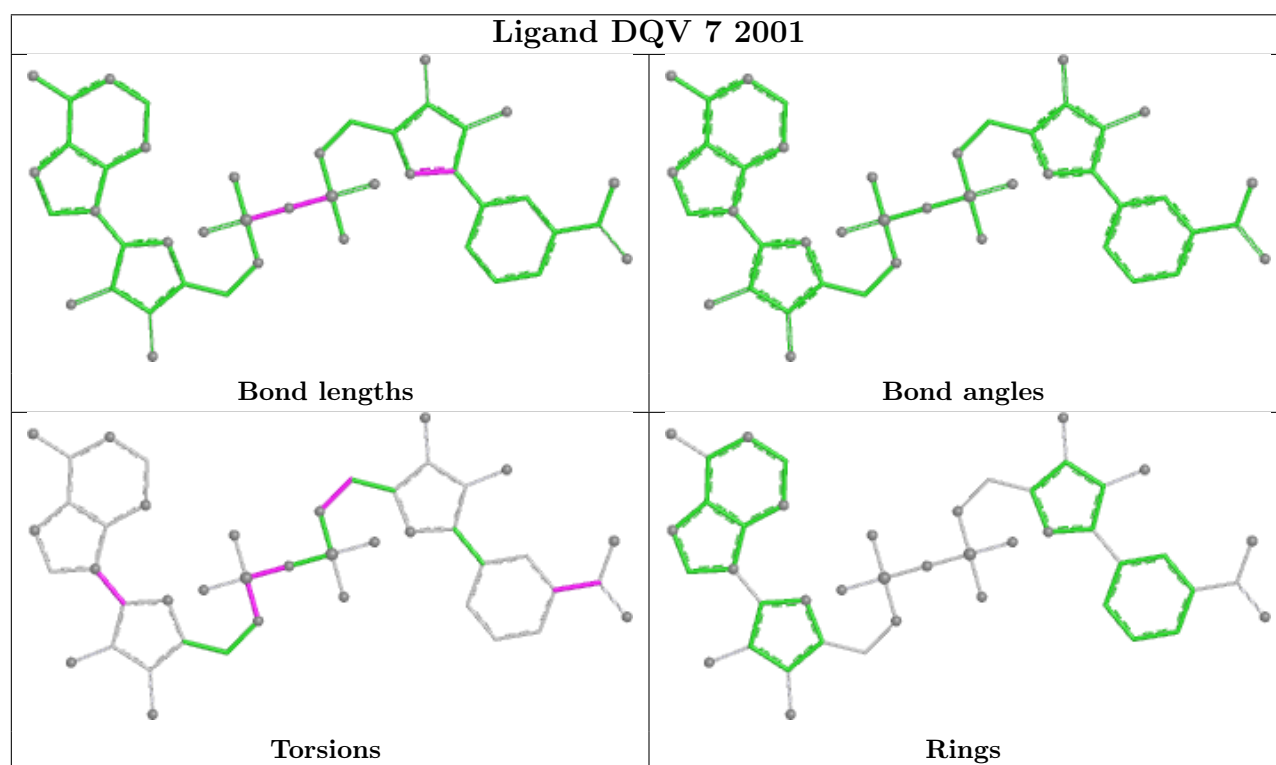
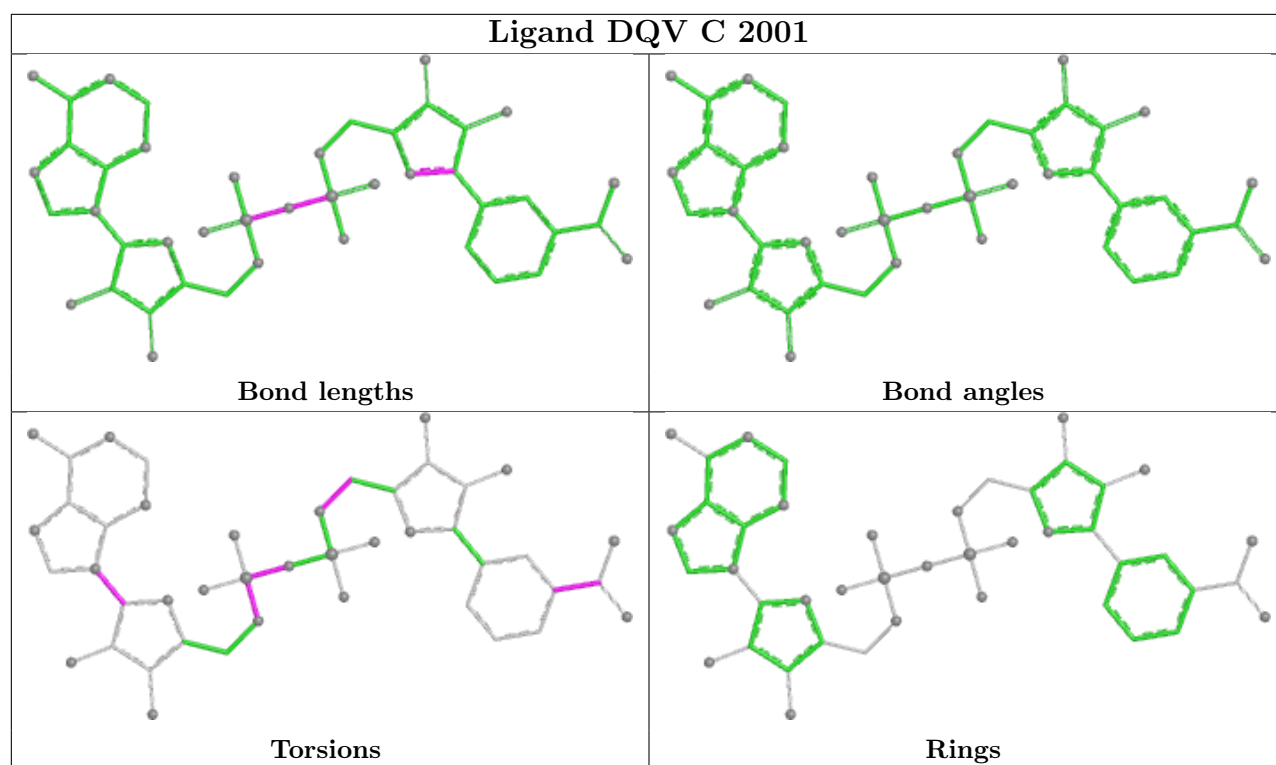


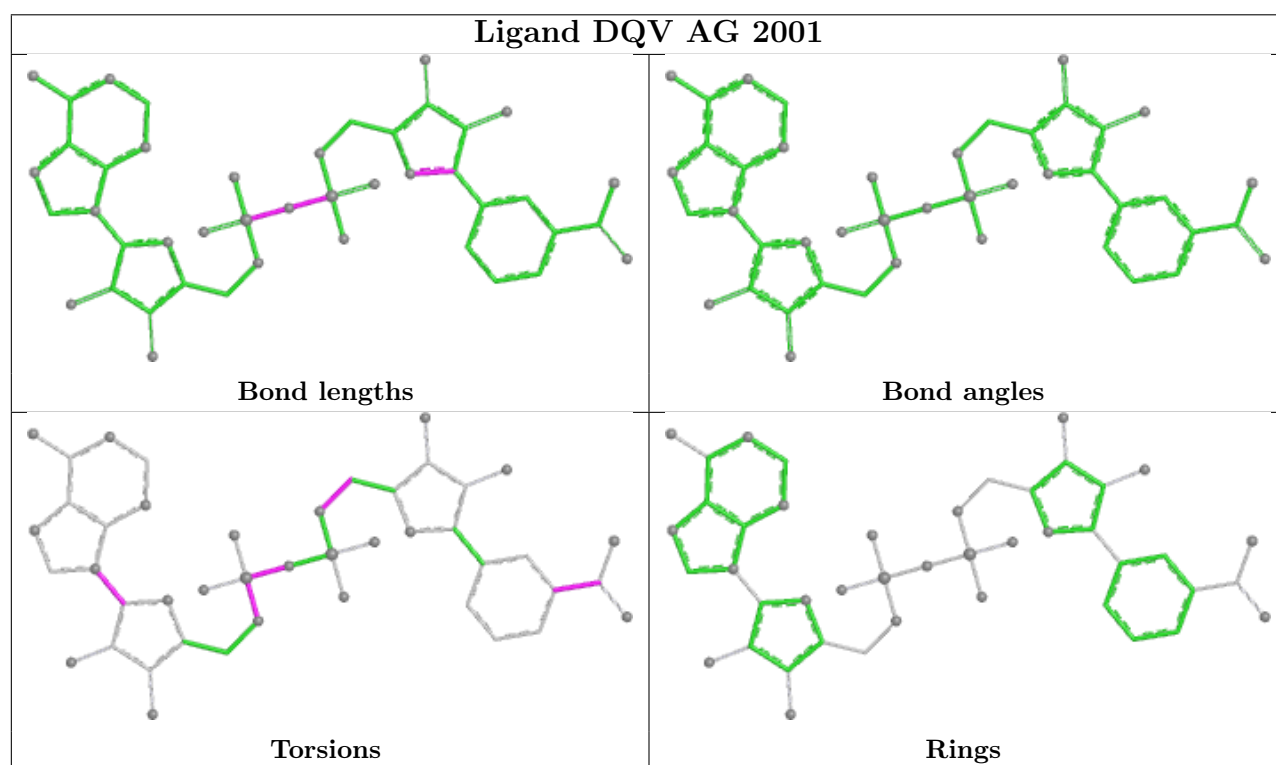
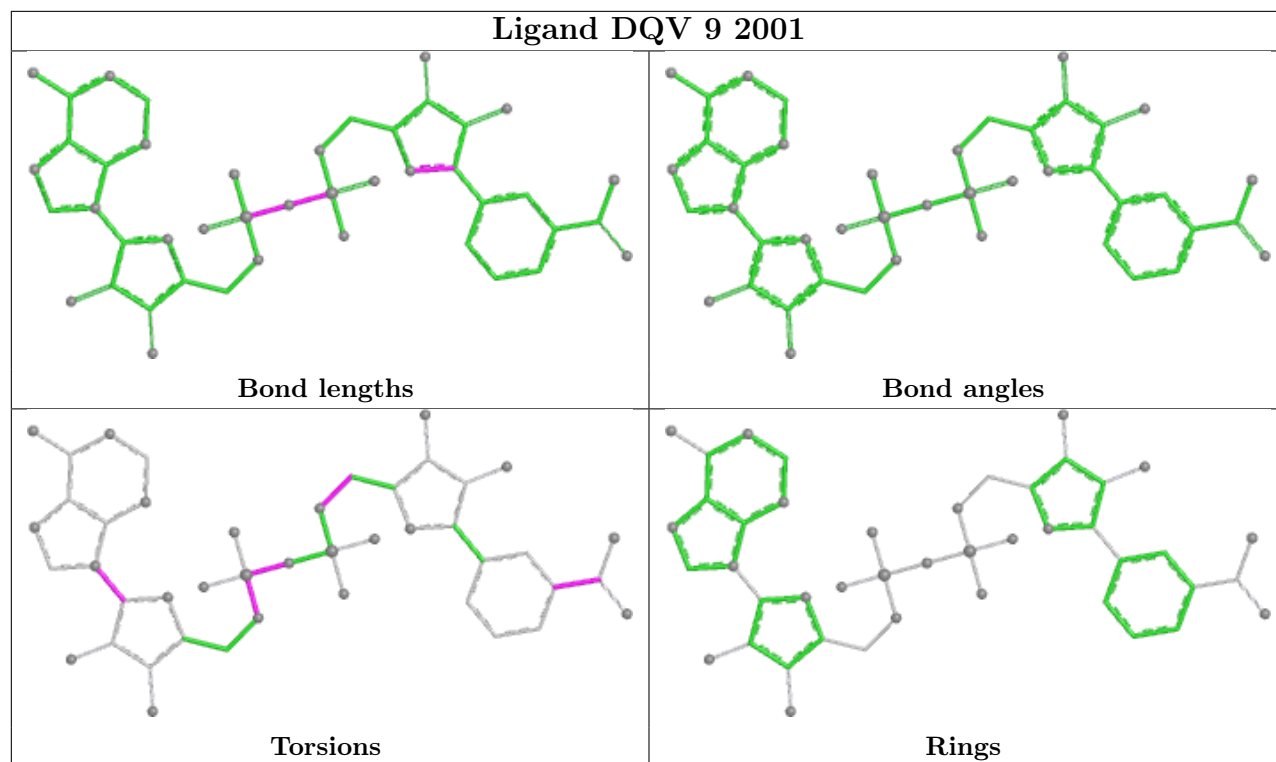


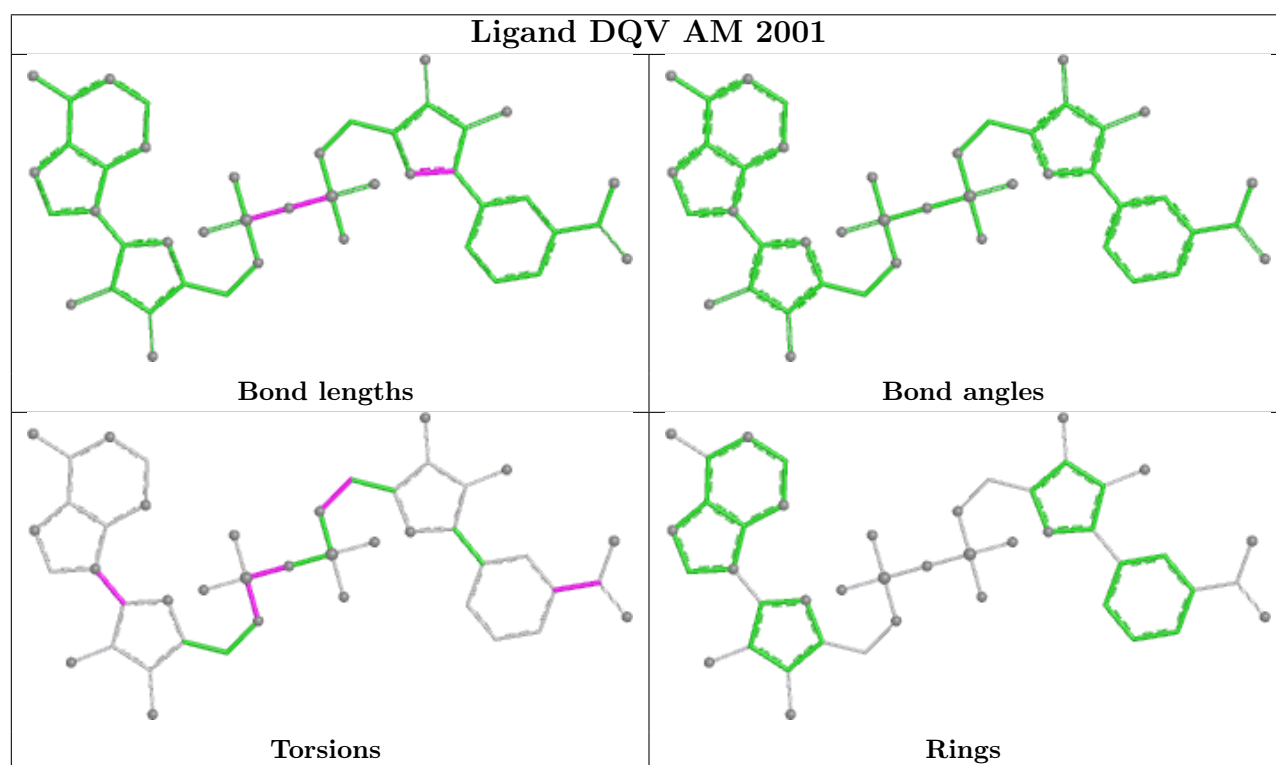
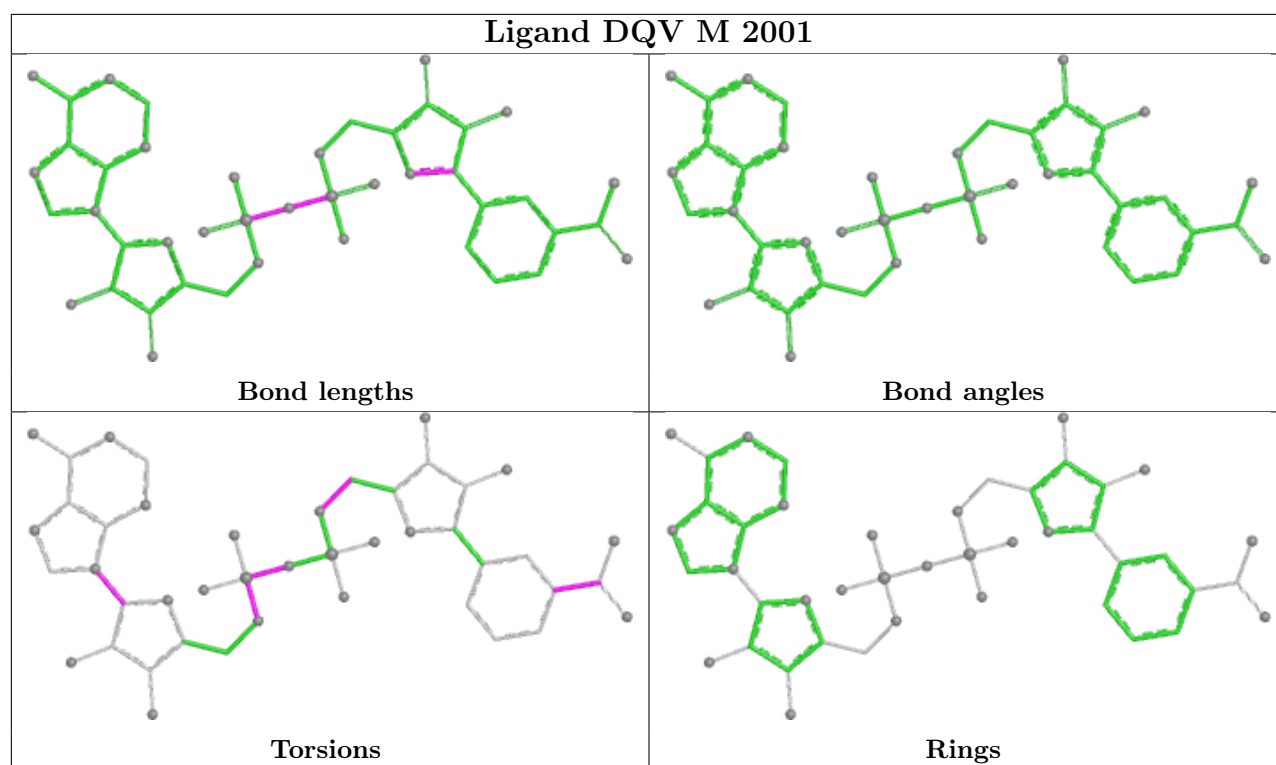


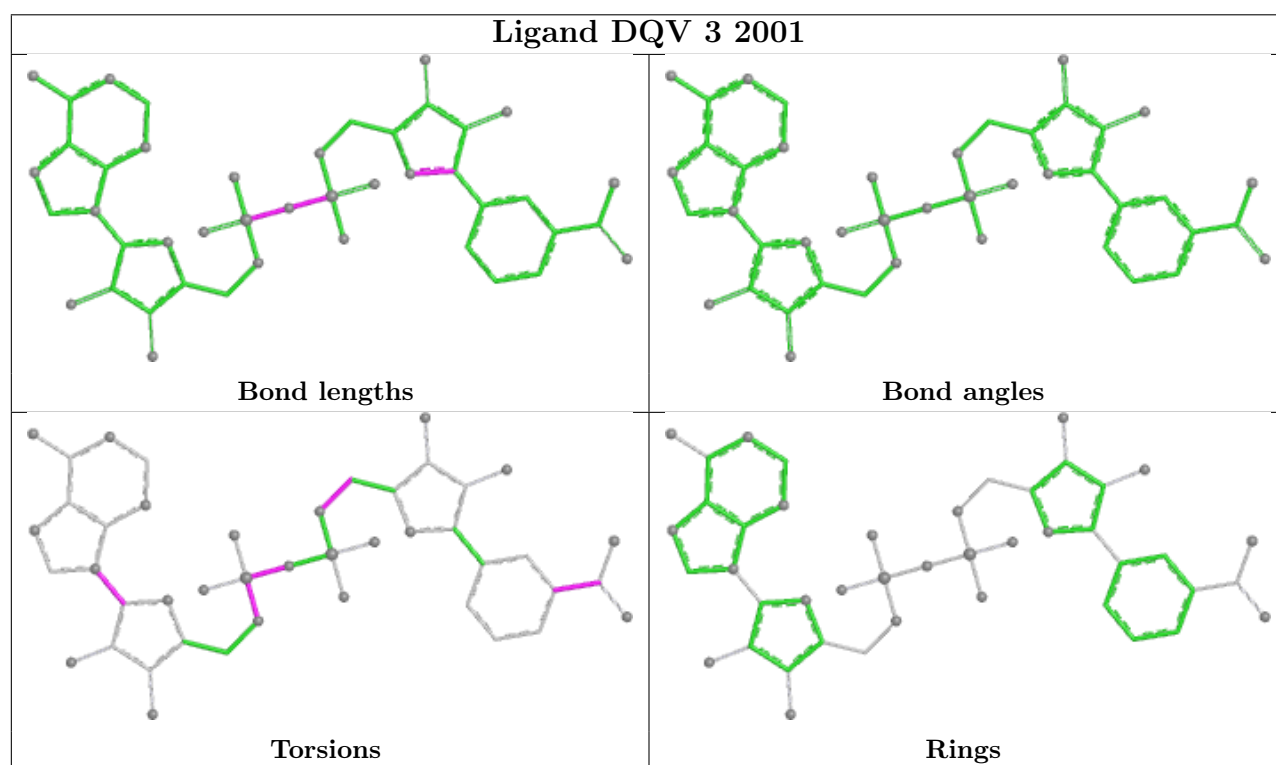
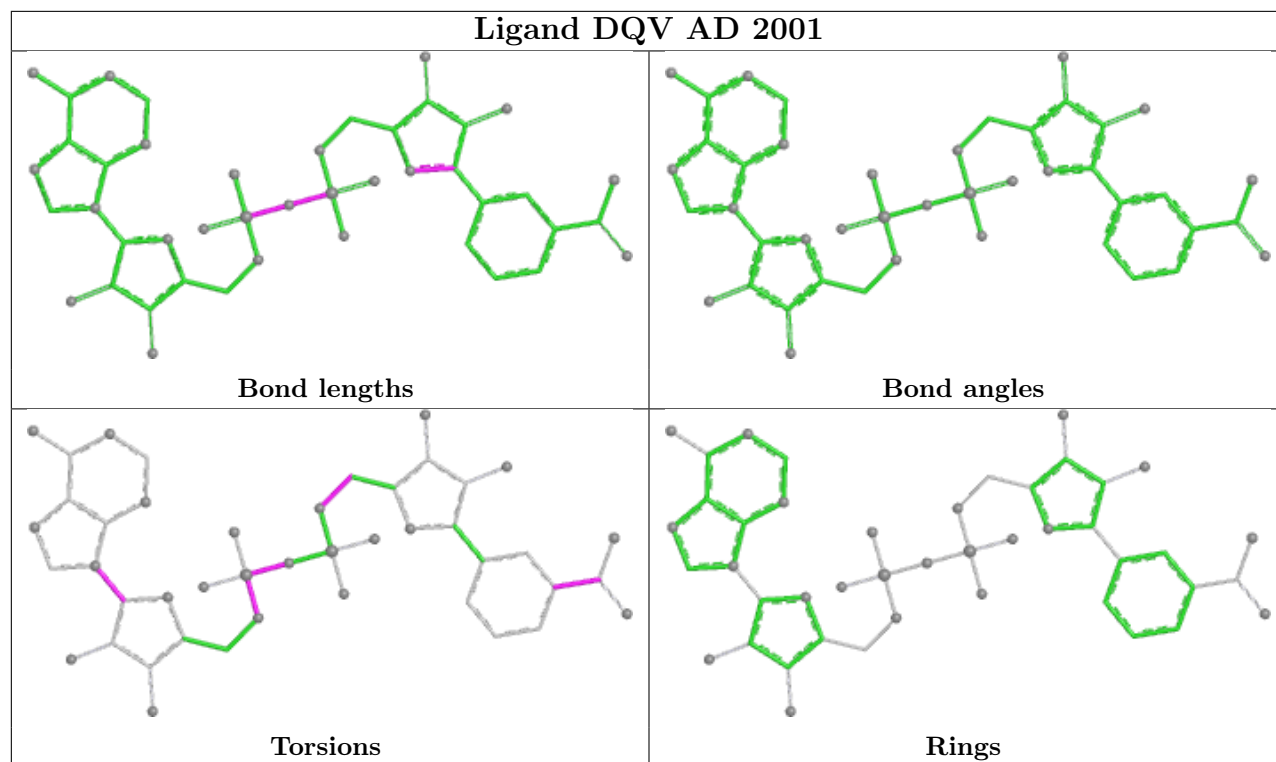


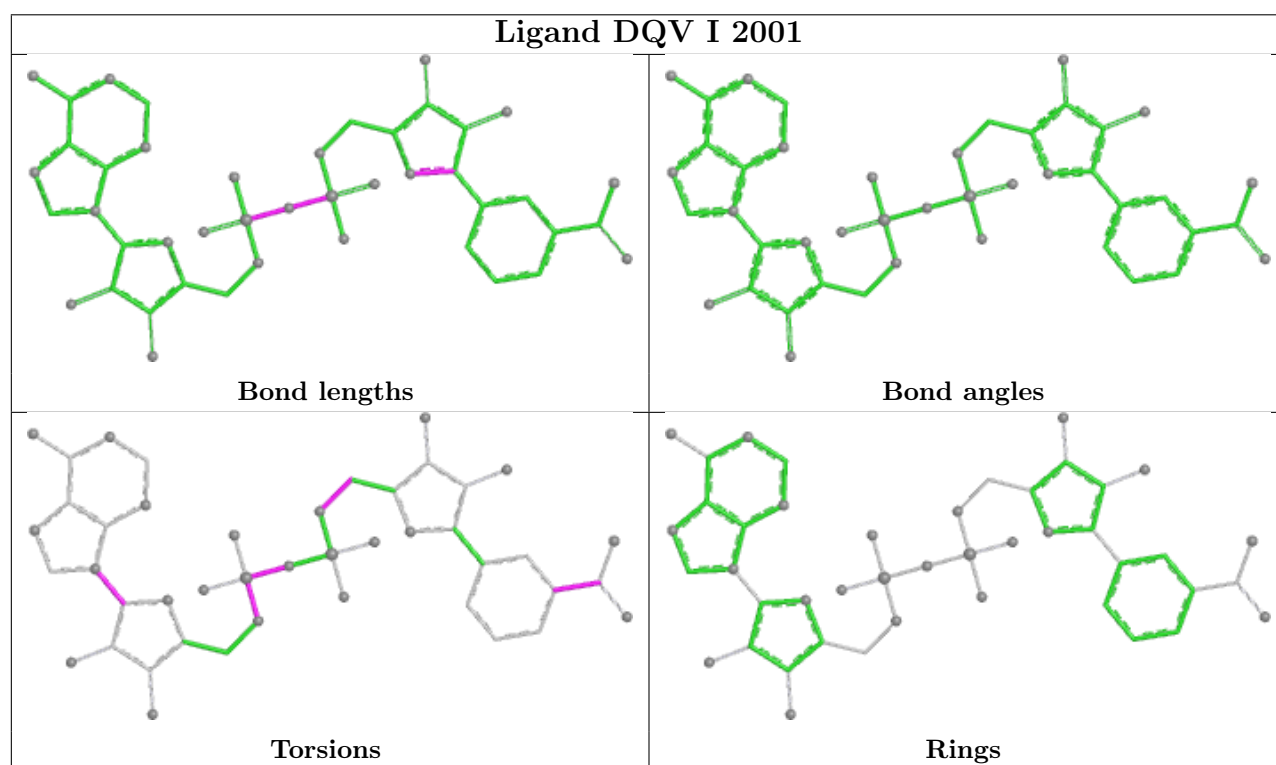
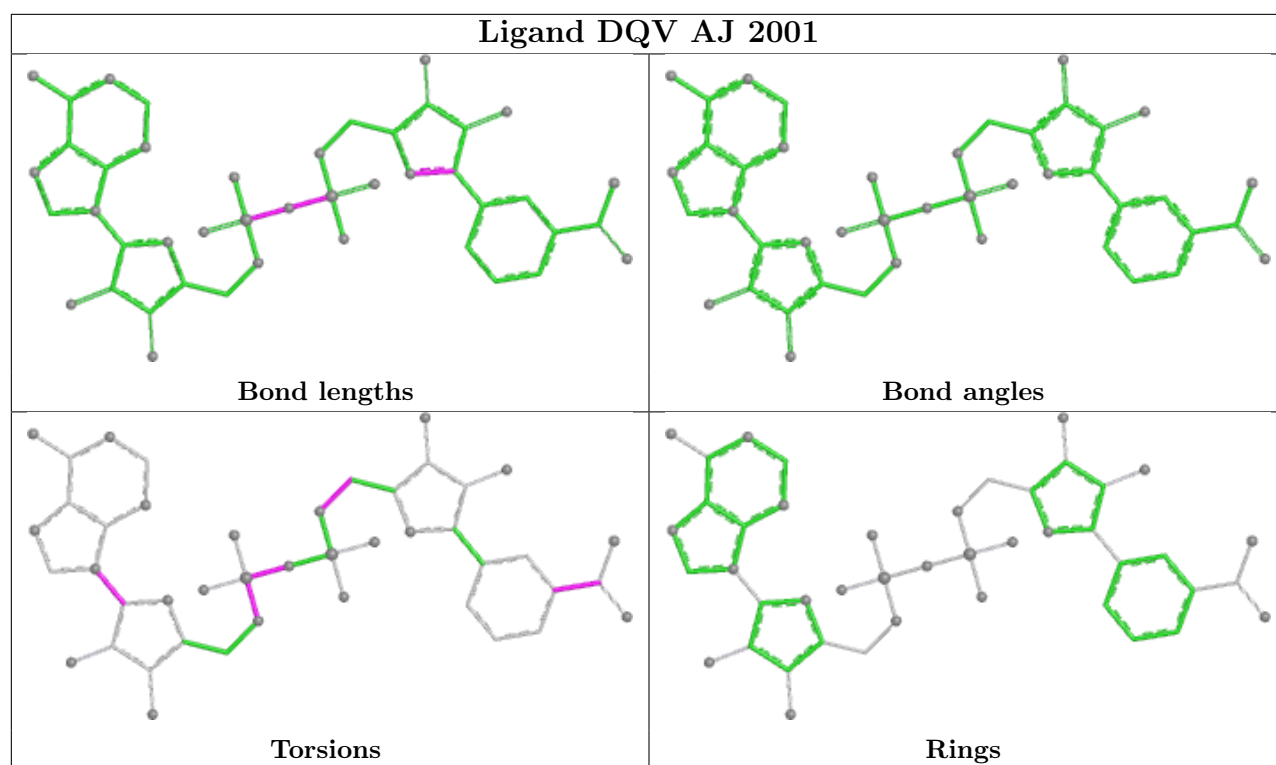


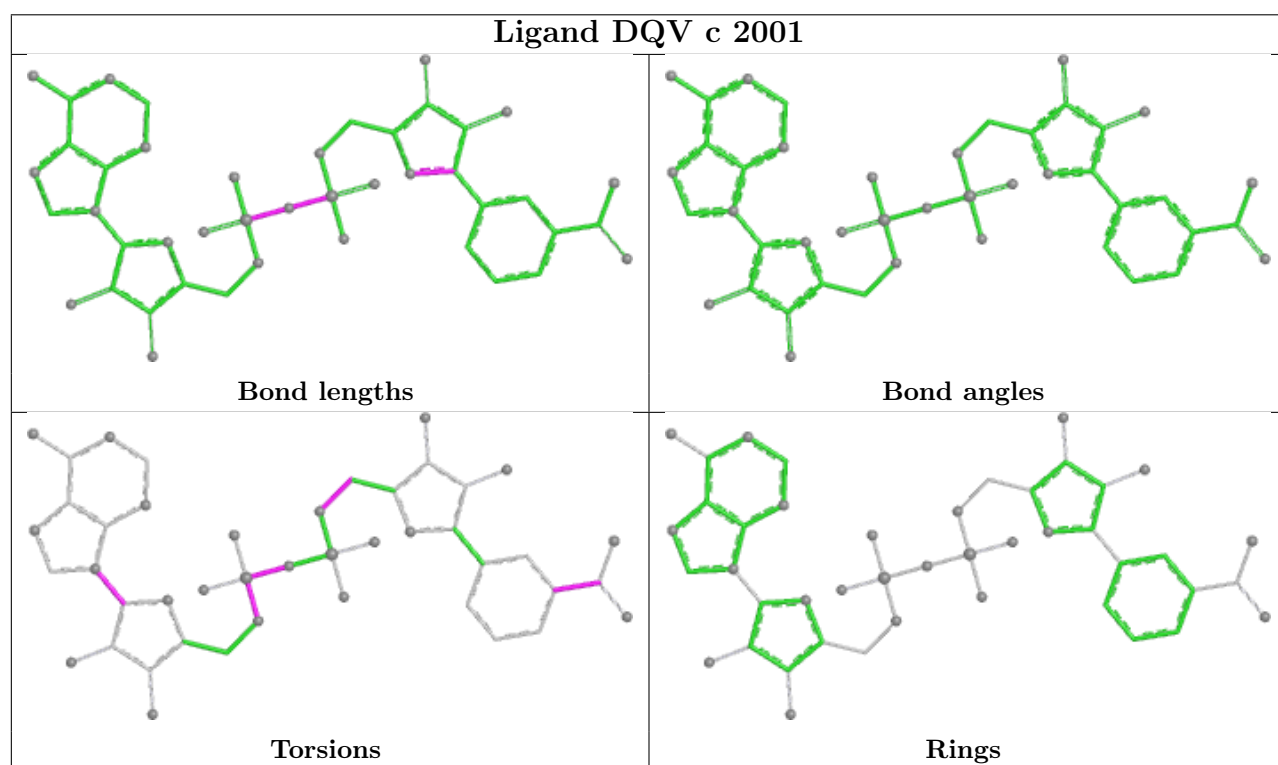
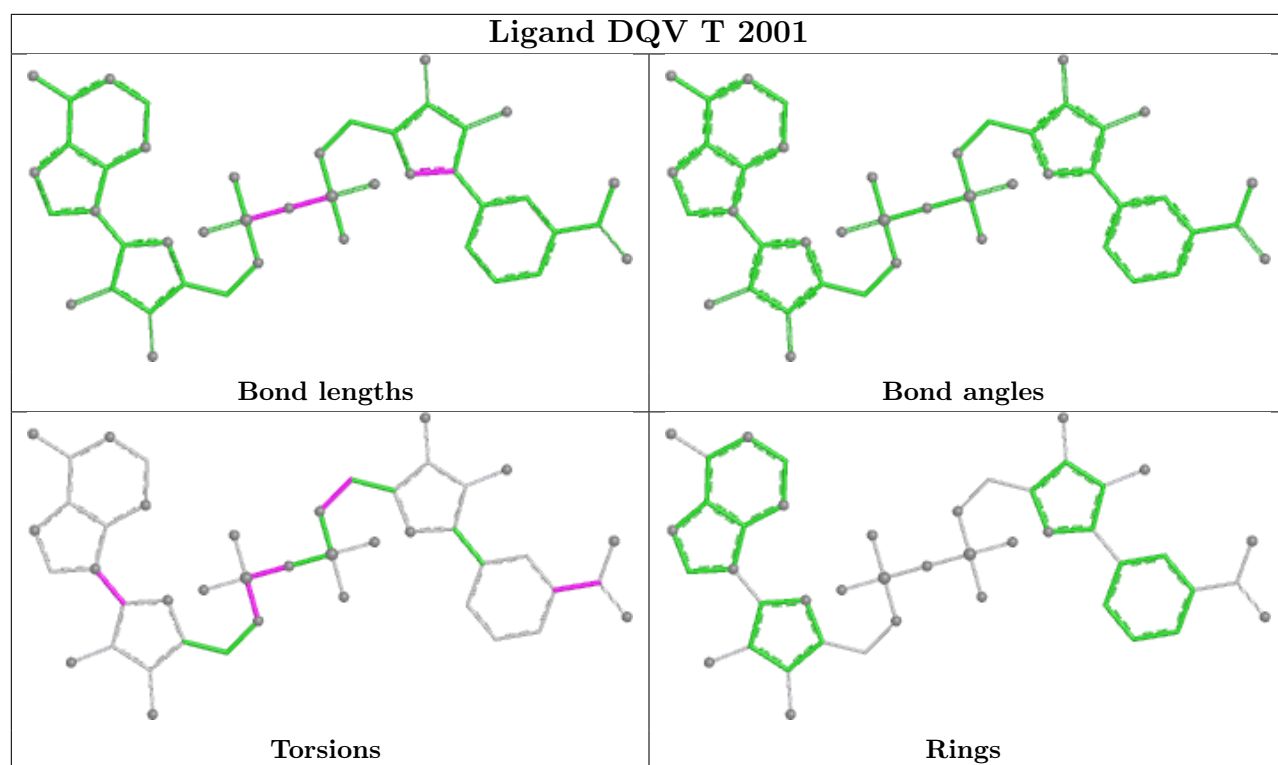


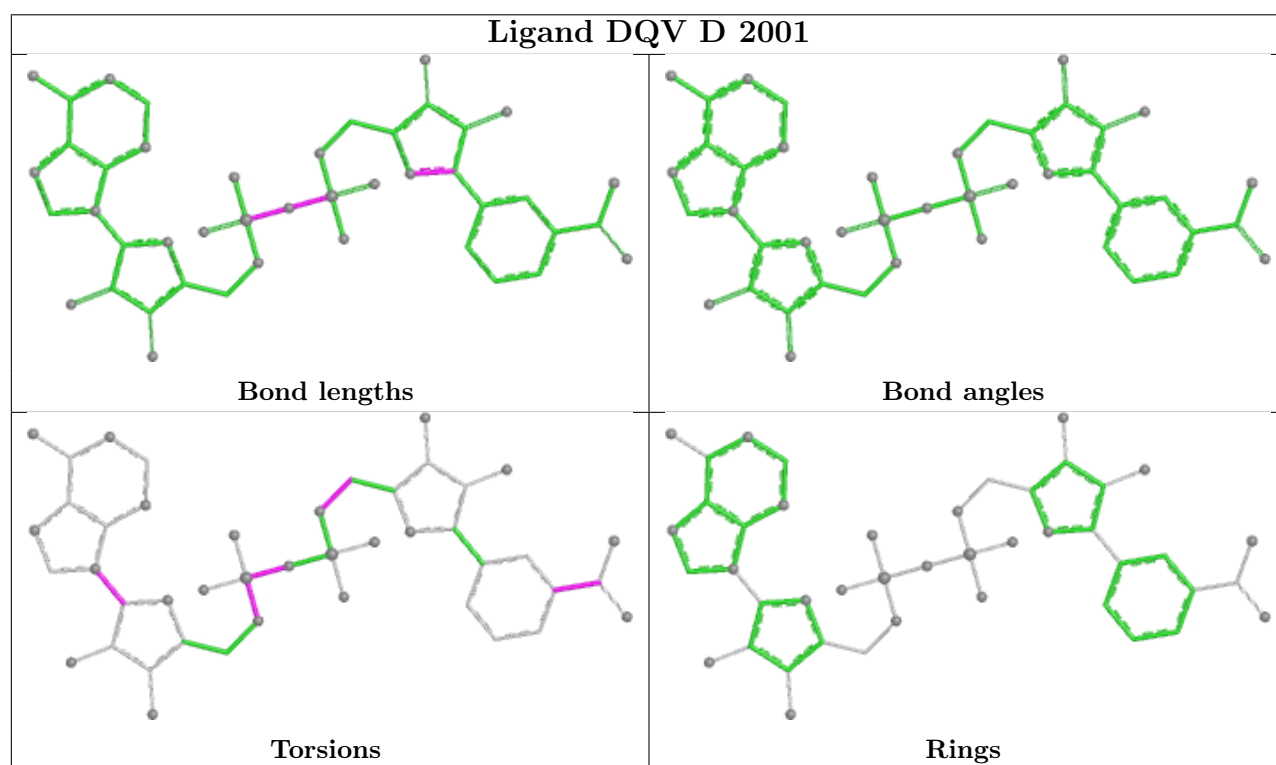
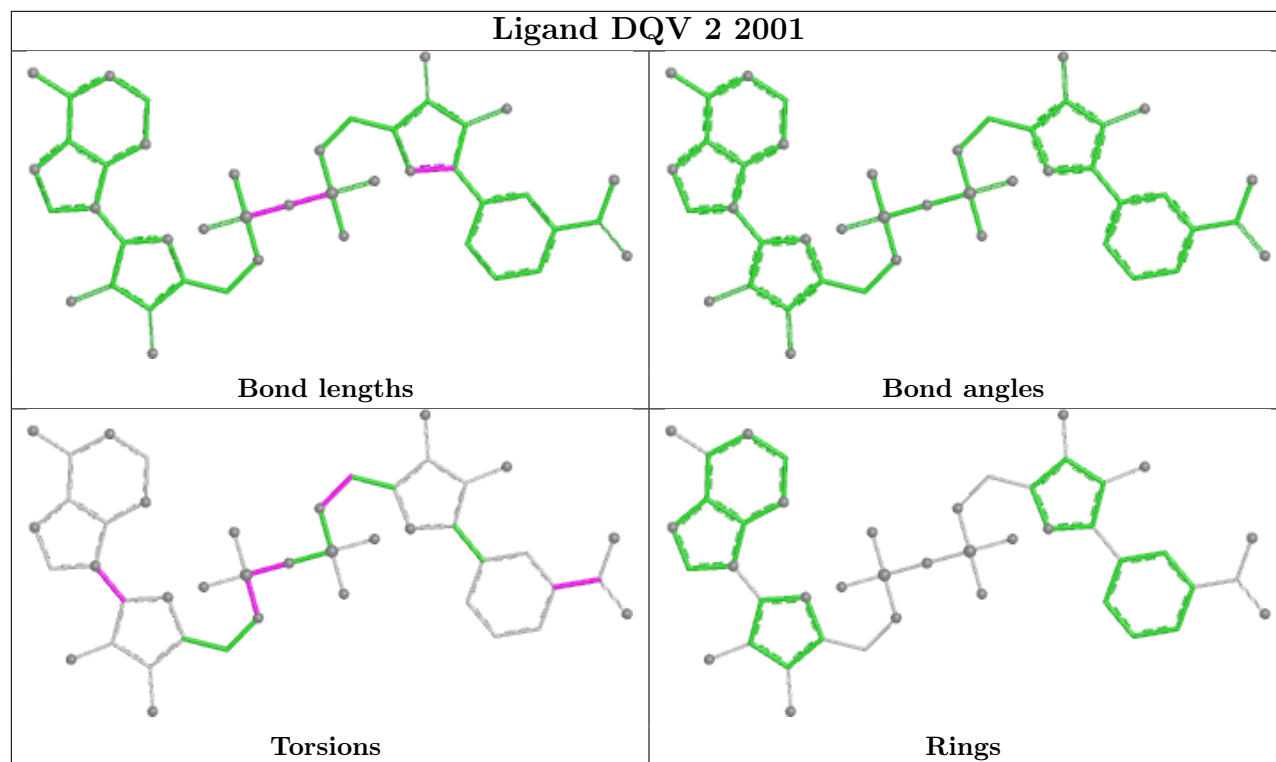


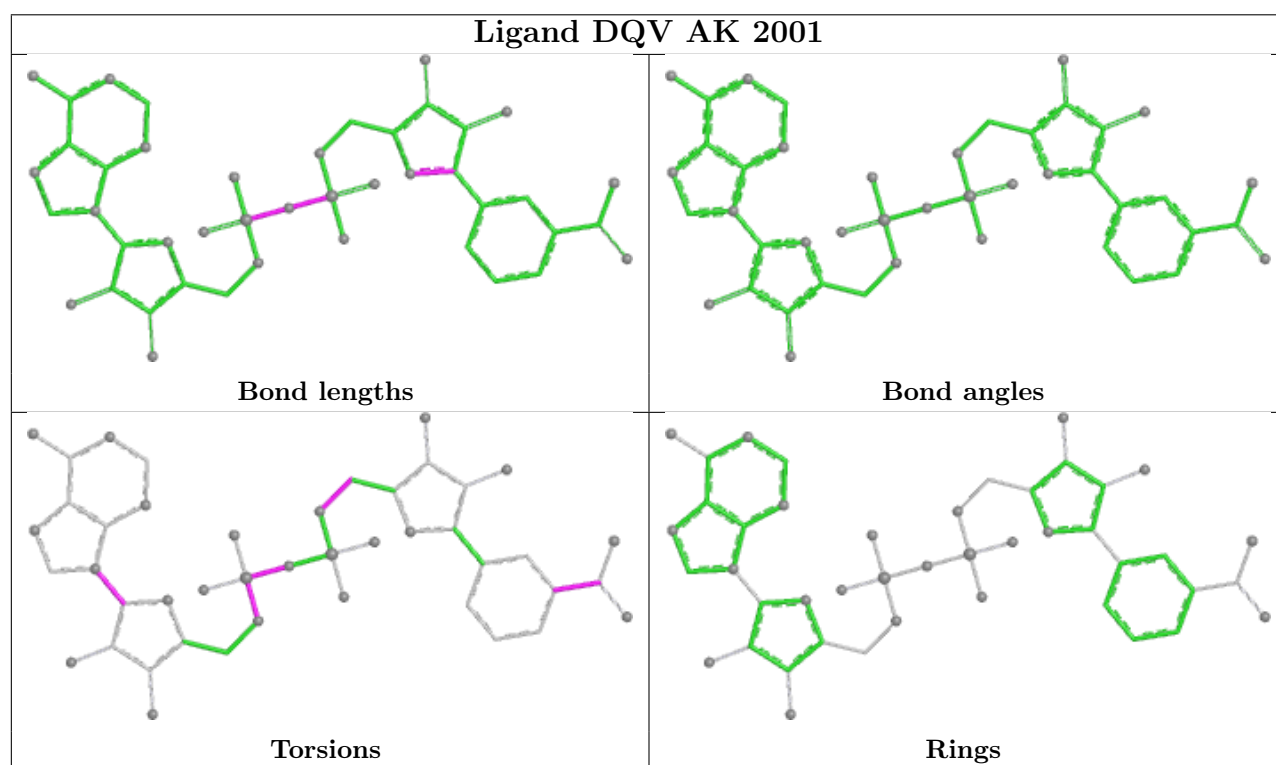
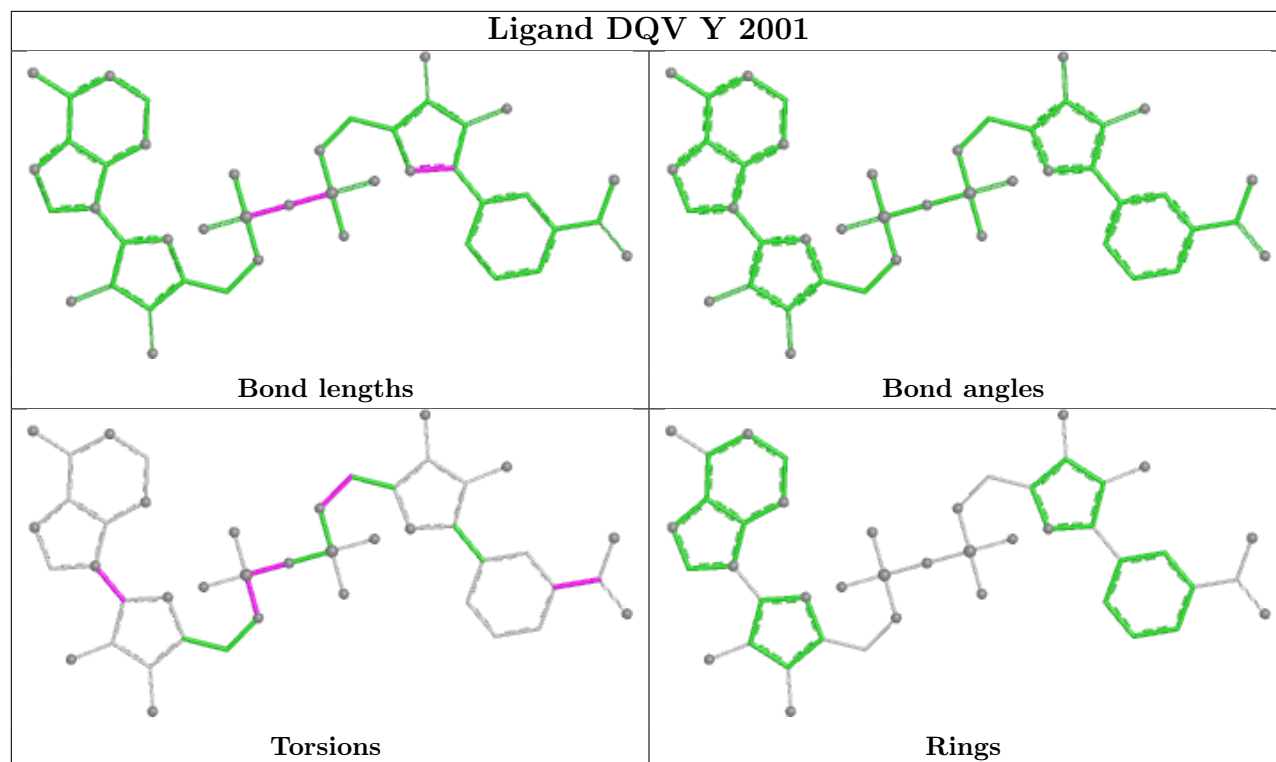


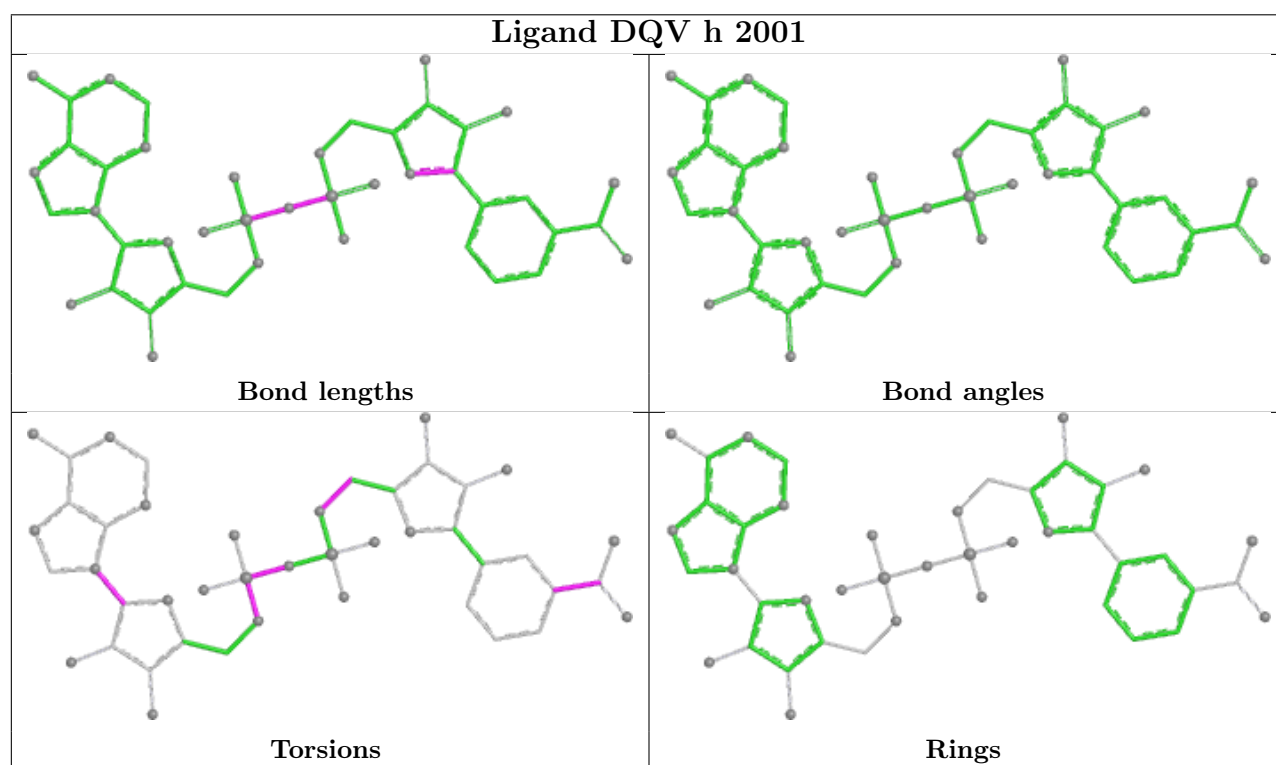
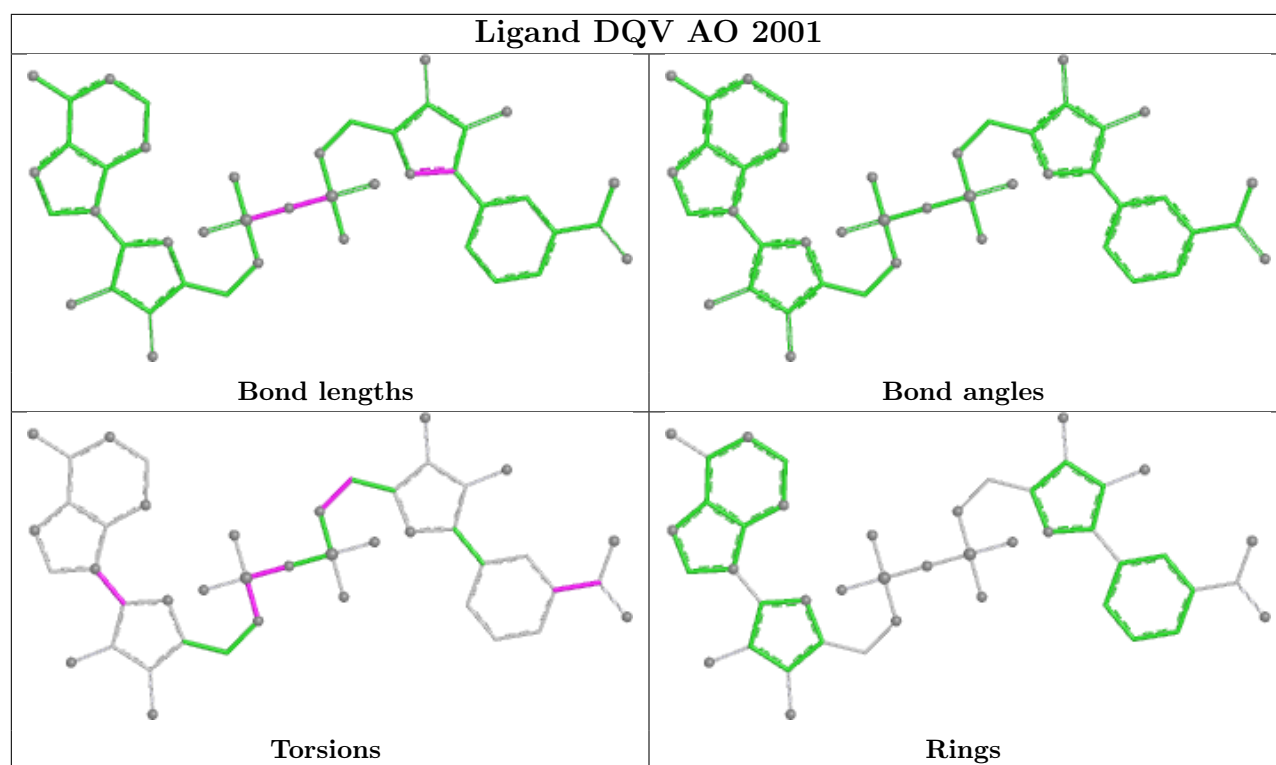


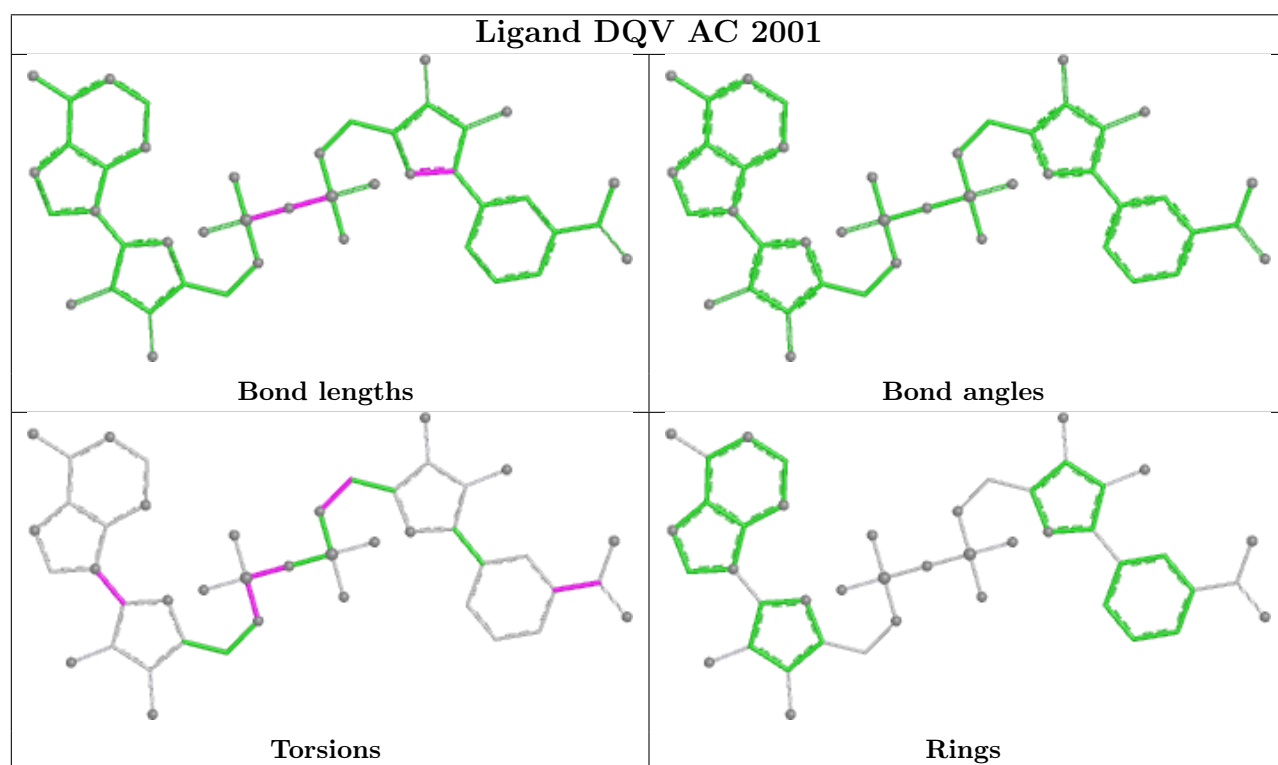
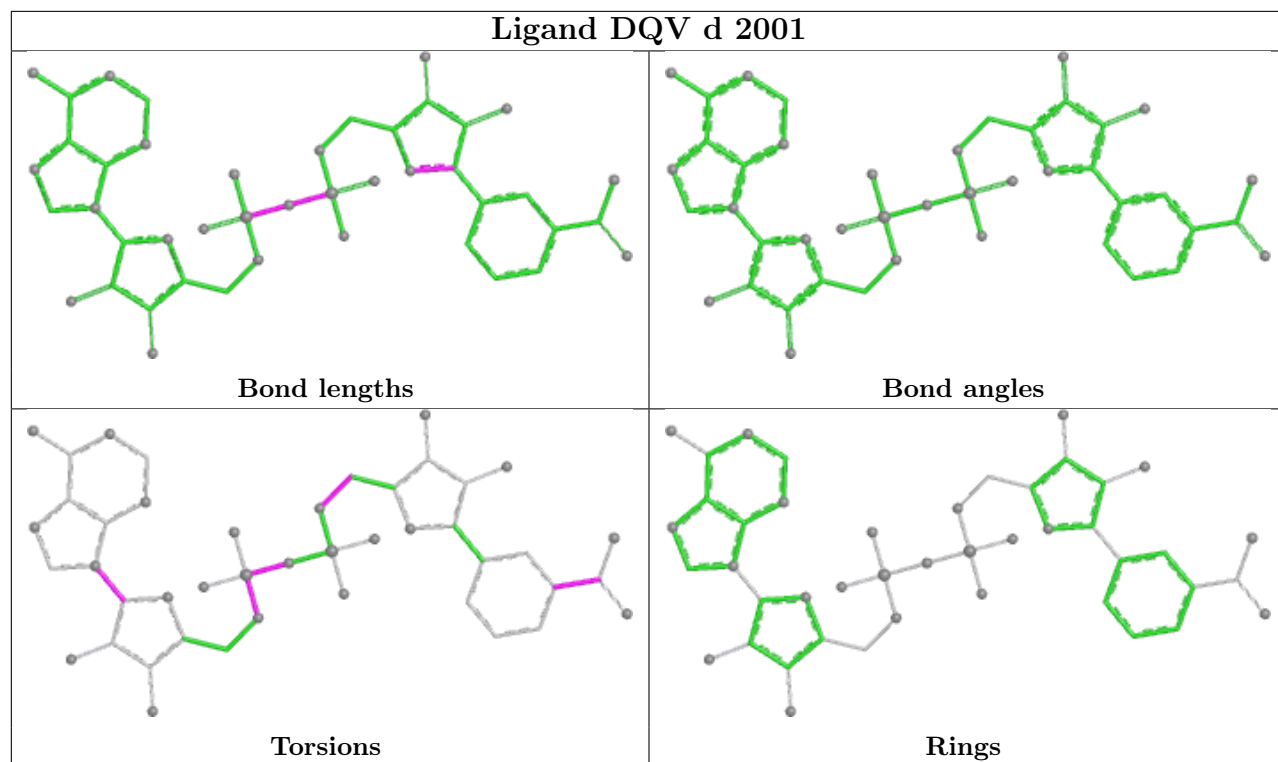


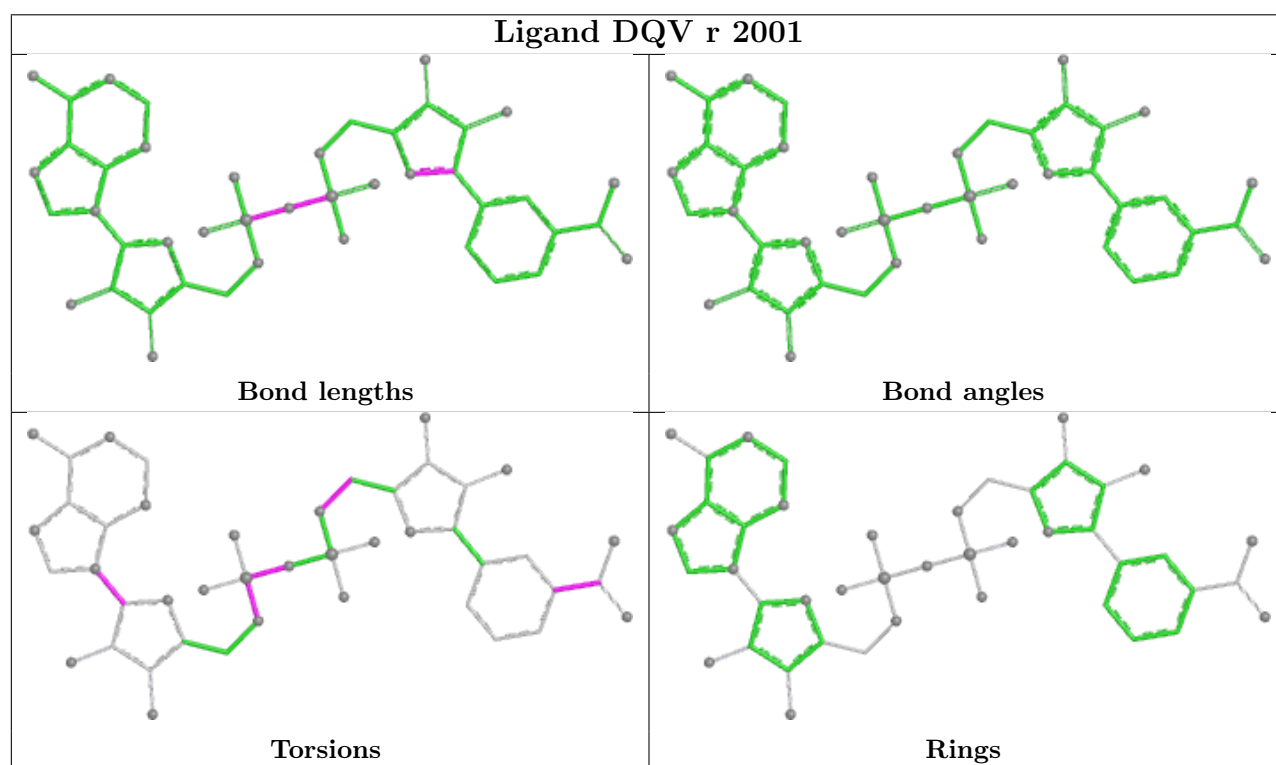
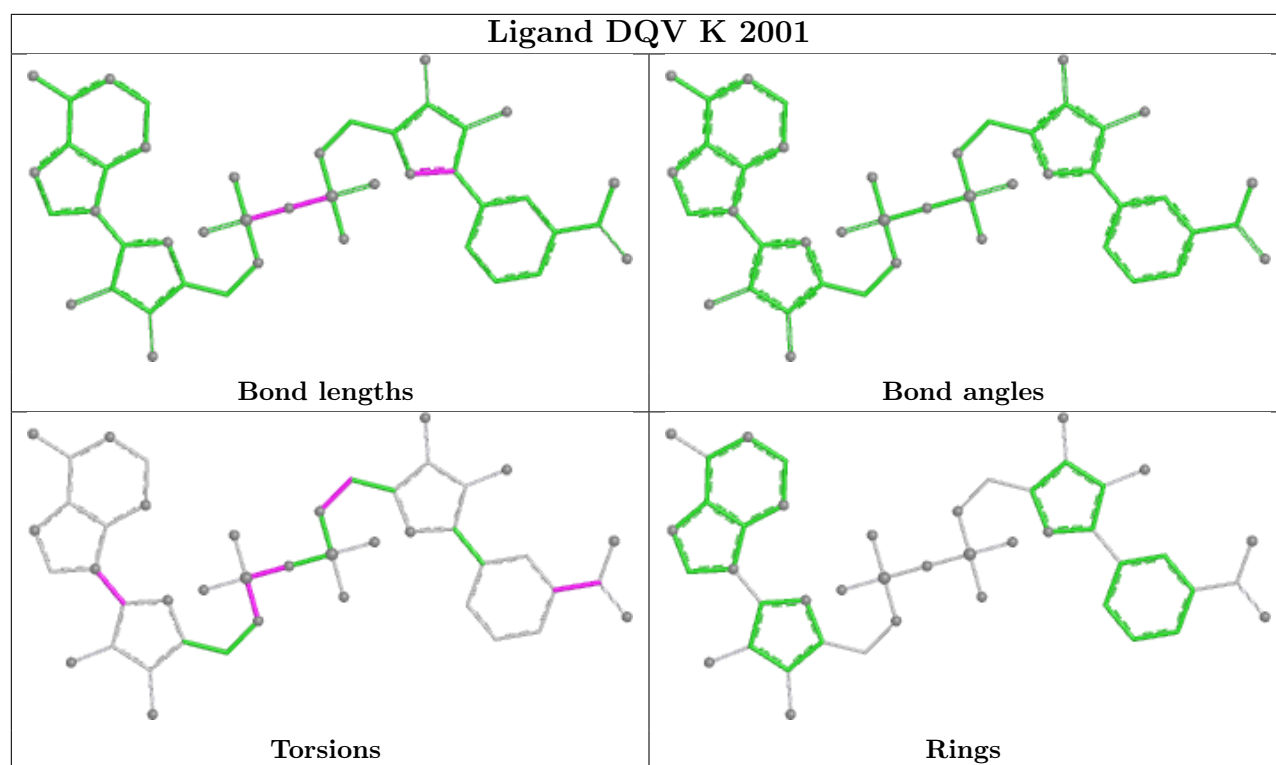


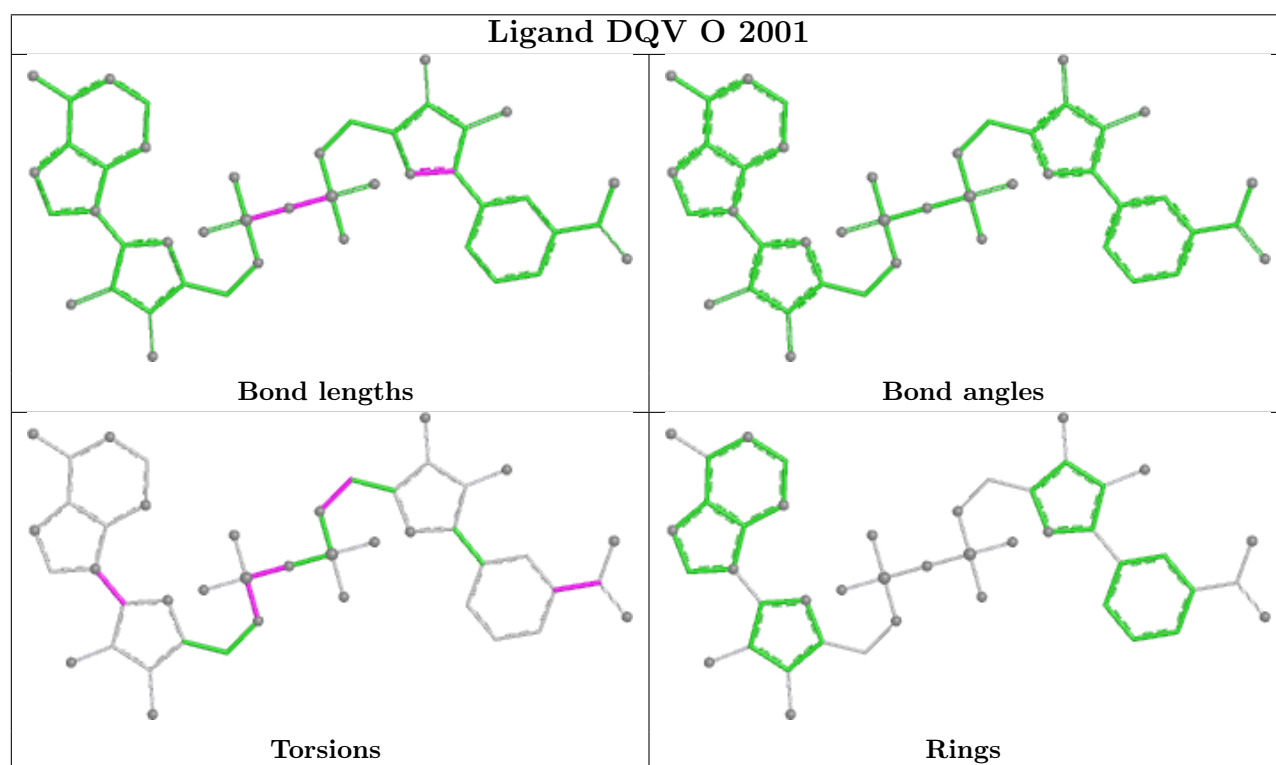
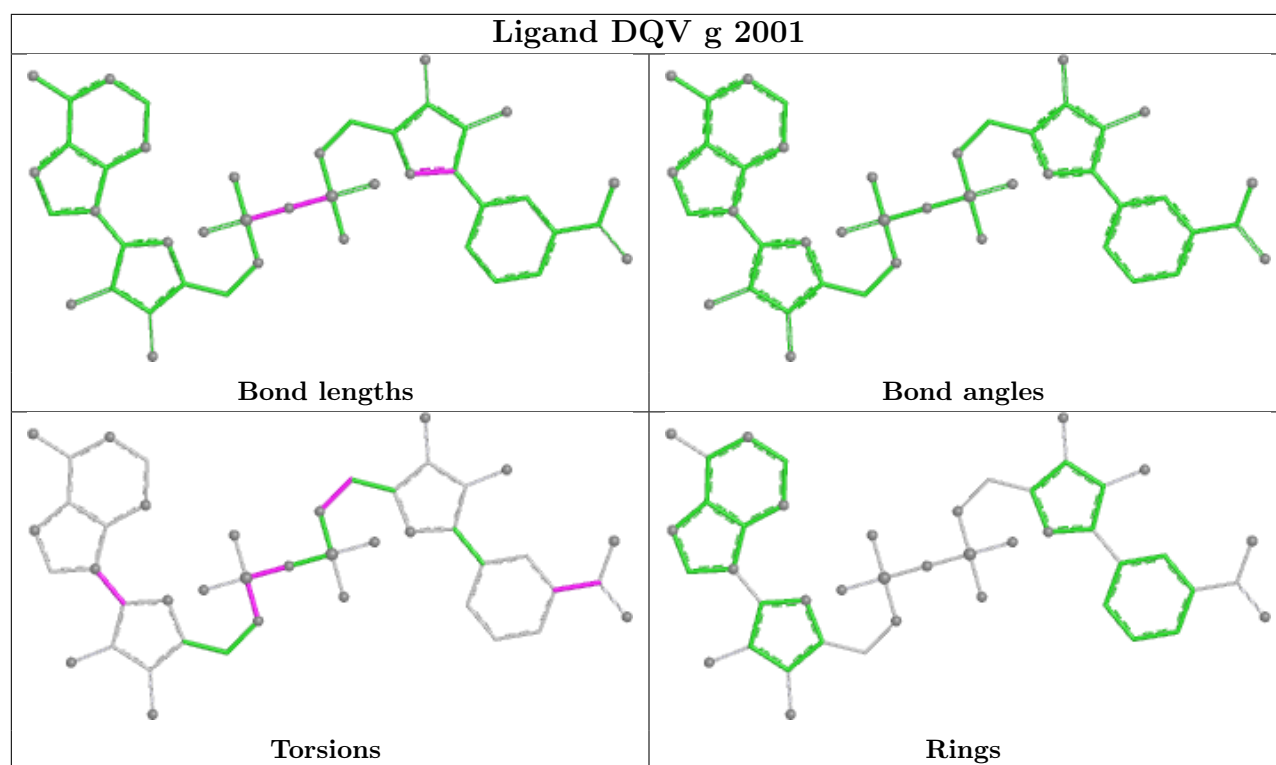


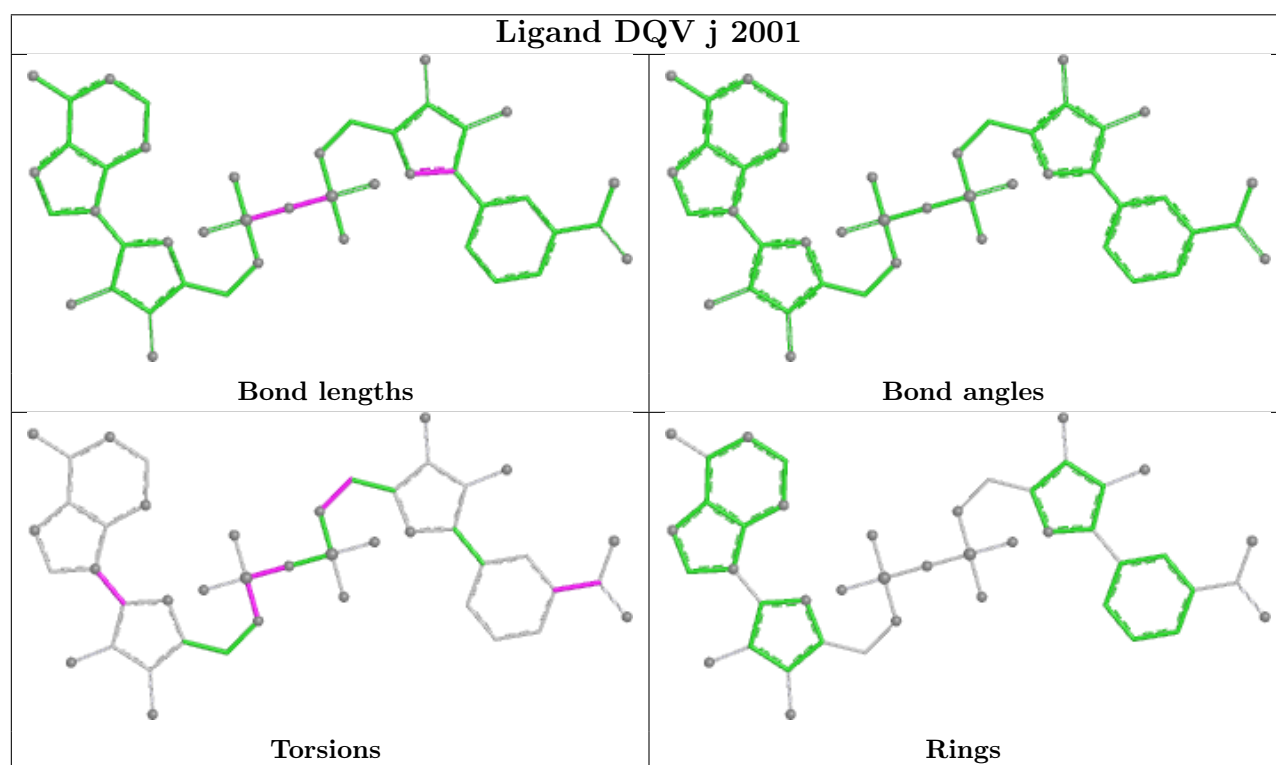
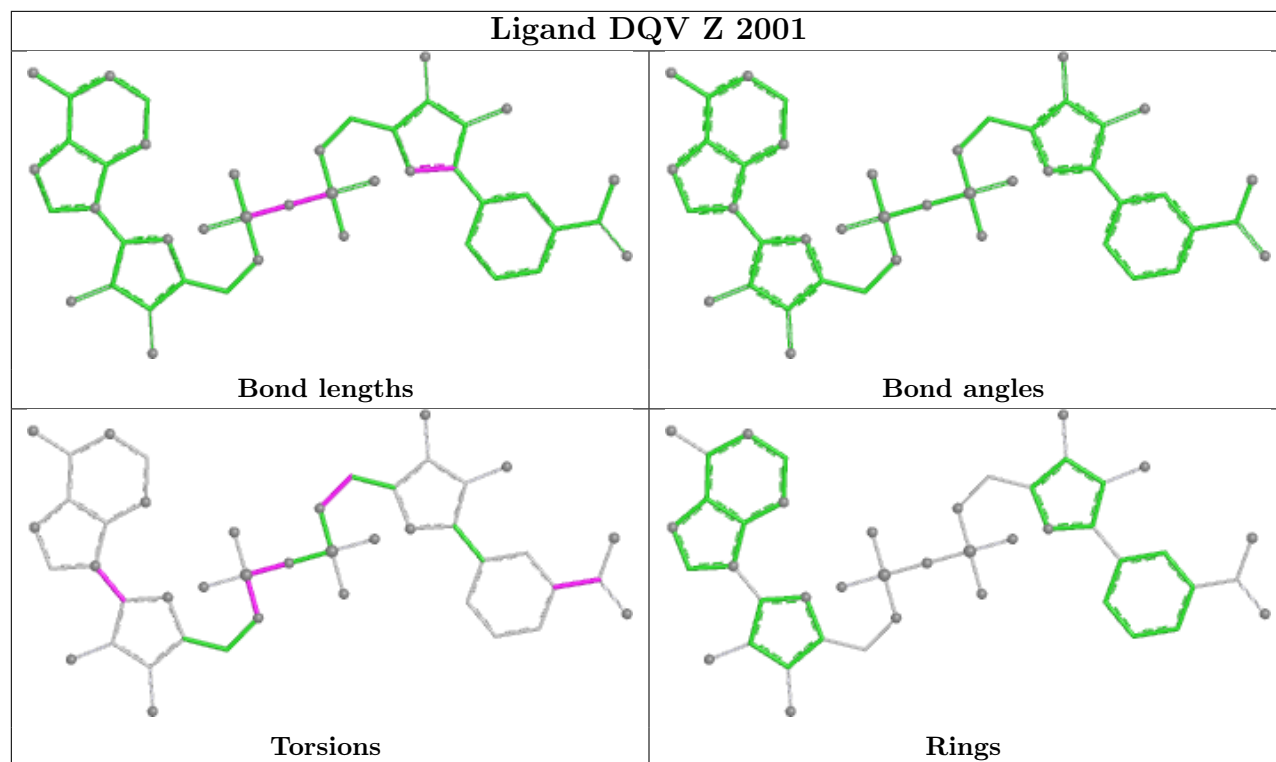


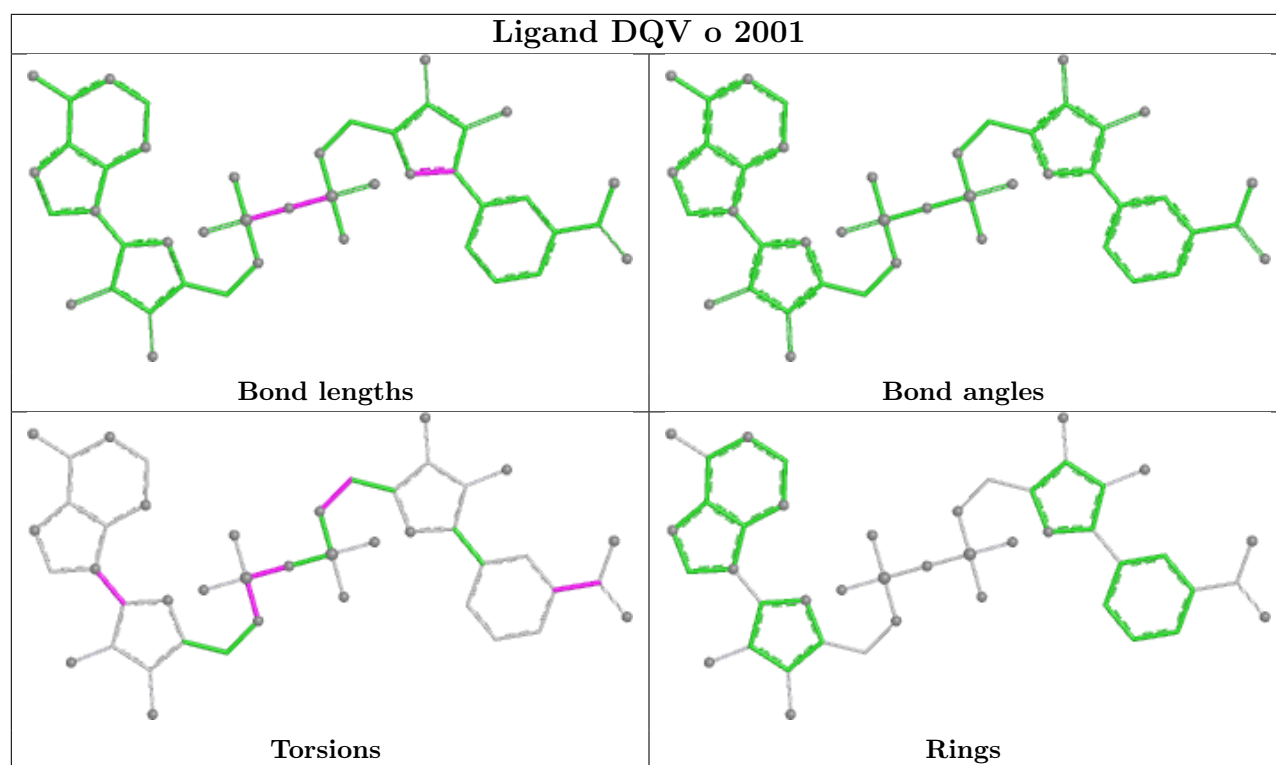












4.7 Other polymers [i](#)

There are no such residues in this entry.

4.8 Polymer linkage issues [i](#)

There are no chain breaks in this entry.


5 Map visualisation [i](#)

This section contains visualisations of the EMDB entry EMD-75656. These allow visual inspection of the internal detail of the map and identification of artifacts.

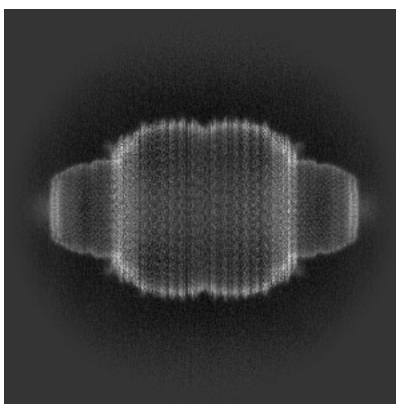
Images derived from a raw map, generated by summing the deposited half-maps, are presented below the corresponding image components of the primary map to allow further visual inspection and comparison with those of the primary map.

5.1 Orthogonal projections [i](#)

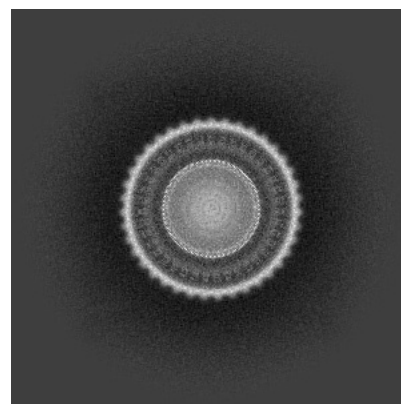
5.1.1 Primary map



X




Y

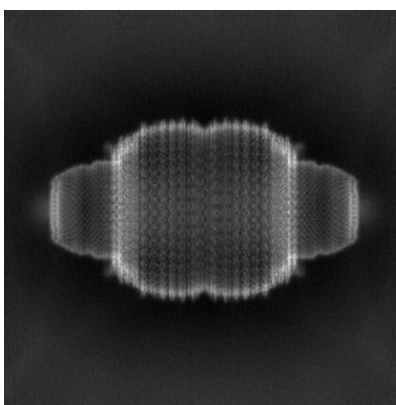


Z

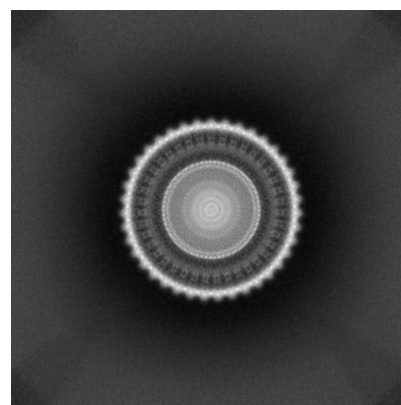
5.1.2 Raw map



X



Y

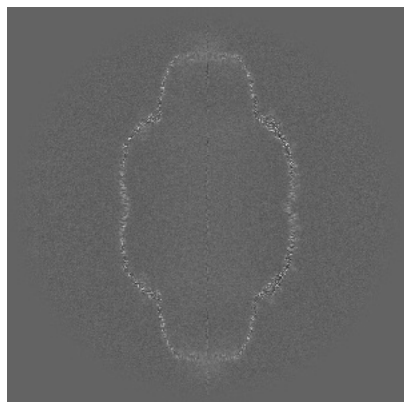


Z

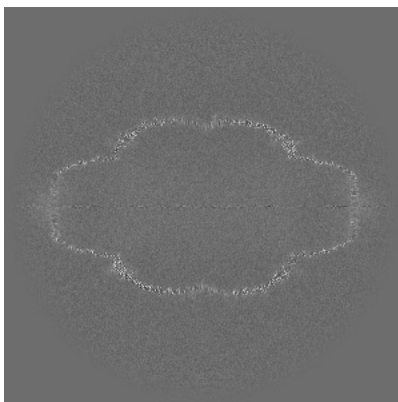
The images above show the map projected in three orthogonal directions.

5.2 Central slices [i](#)


5.2.1 Primary map



X Index: 400

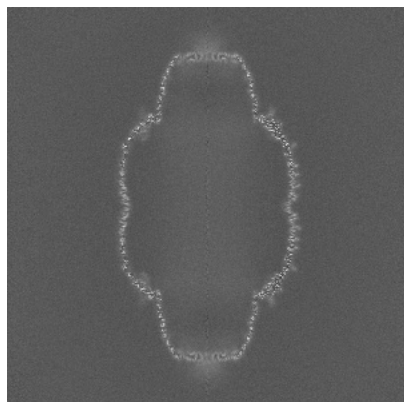


Y Index: 400

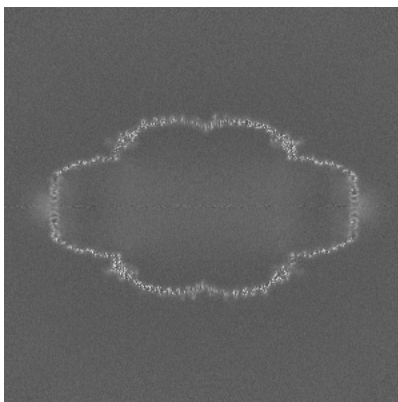


Z Index: 400

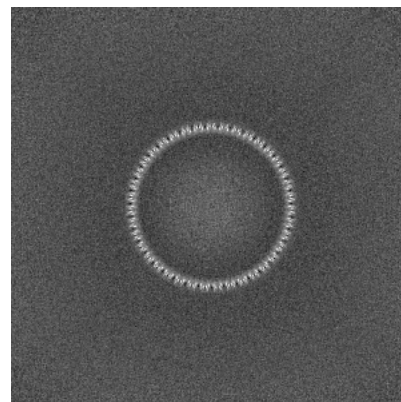
5.2.2 Raw map



X Index: 400



Y Index: 400

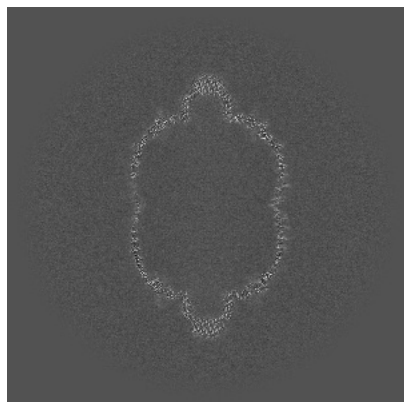


Z Index: 400

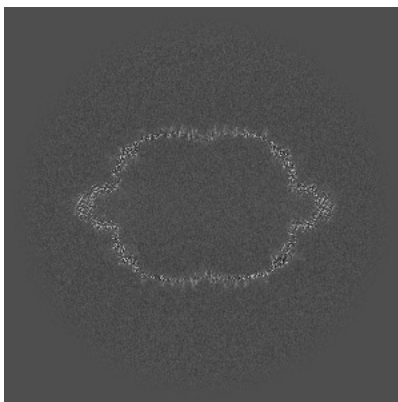
The images above show central slices of the map in three orthogonal directions.

5.3 Largest variance slices [i](#)

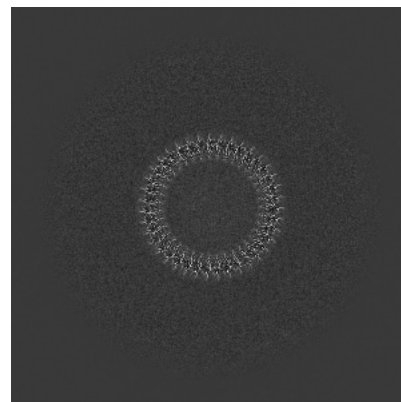
5.3.1 Primary map



X Index: 486

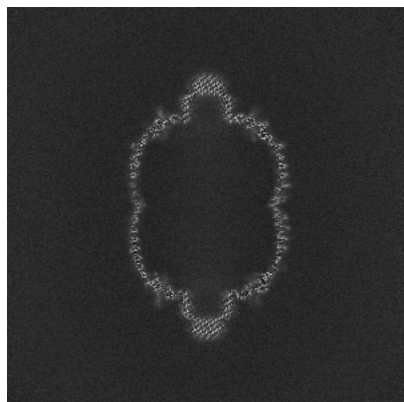


Y Index: 312

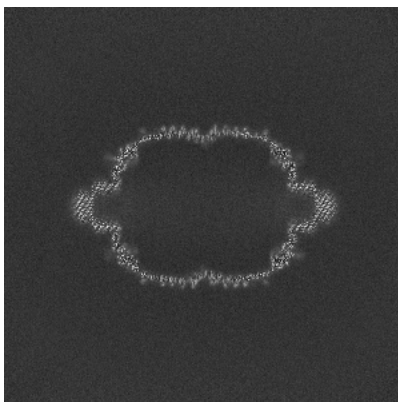


Z Index: 569

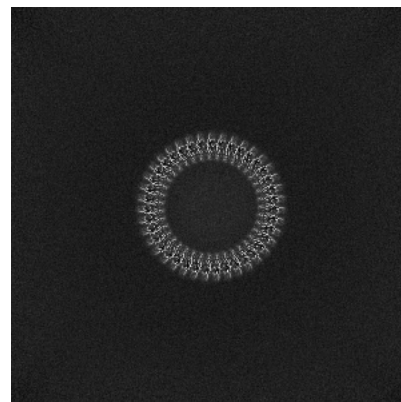
5.3.2 Raw map



X Index: 486



Y Index: 313




Z Index: 569


The images above show the largest variance slices of the map in three orthogonal directions.

5.4 Orthogonal standard-deviation projections (False-color) [i](#)


5.4.1 Primary map



X




Y




Z

5.4.2 Raw map



X



Y




Z

The images above show the map standard deviation projections with false color in three orthogonal directions. Minimum values are shown in green, max in blue, and dark to light orange shades represent small to large values respectively.

5.5 Orthogonal surface views [i](#)


5.5.1 Primary map



X



Y



Z

The images above show the 3D surface view of the map at the recommended contour level 0.15. These images, in conjunction with the slice images, may facilitate assessment of whether an appropriate contour level has been provided.


5.5.2 Raw map



X



Y



Z

These images show the 3D surface of the raw map. The raw map's contour level was selected so that its surface encloses the same volume as the primary map does at its recommended contour level.


5.6 Mask visualisation [i](#)

This section shows the 3D surface view of the primary map at 50% transparency overlaid with the specified mask at 0% transparency


A mask typically either:

- Encompasses the whole structure
- Separates out a domain, a functional unit, a monomer or an area of interest from a larger structure


5.6.1 emd_75656_msk_1.map [i](#)



X



Y

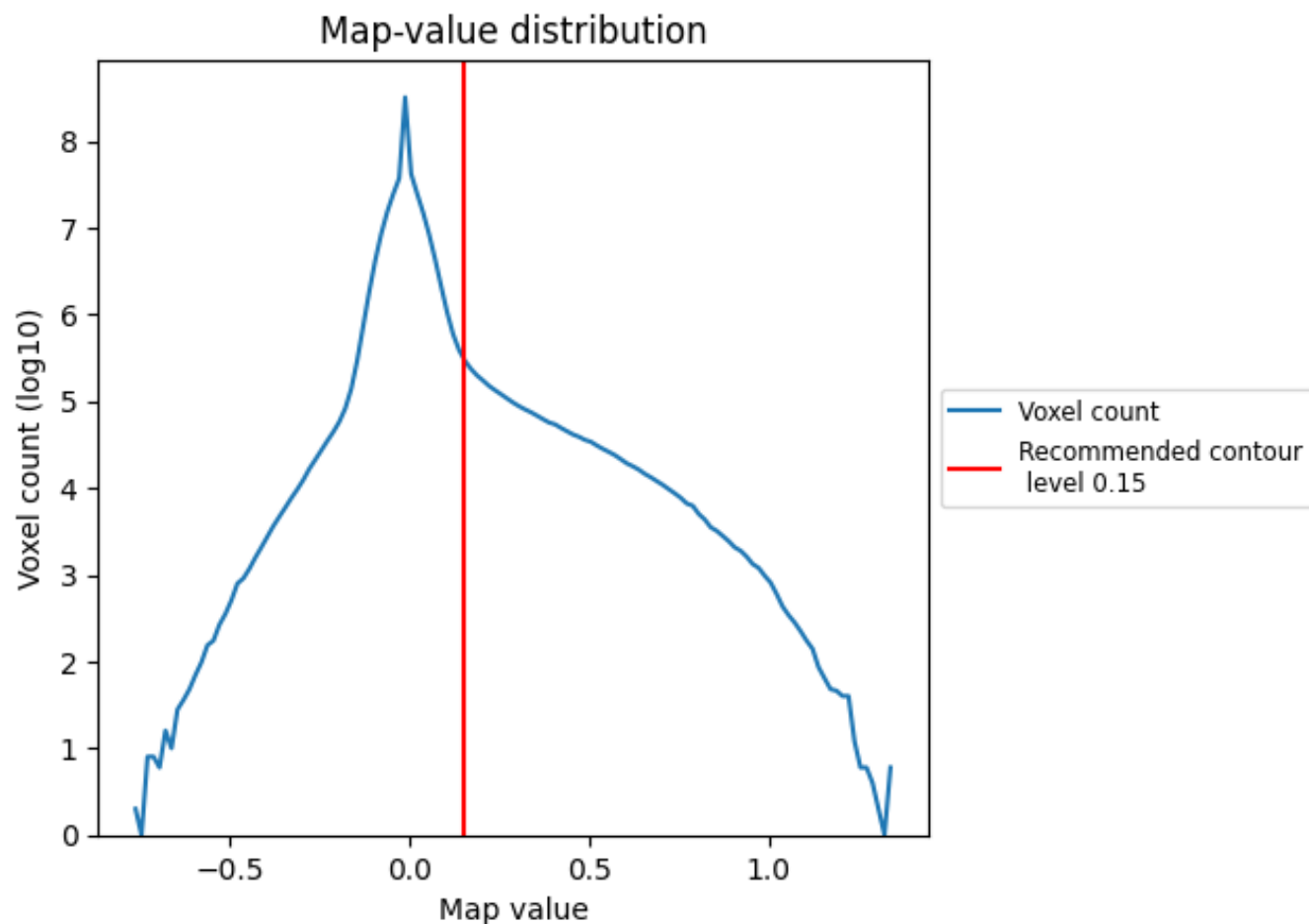


Z

6 Map analysis [i](#)

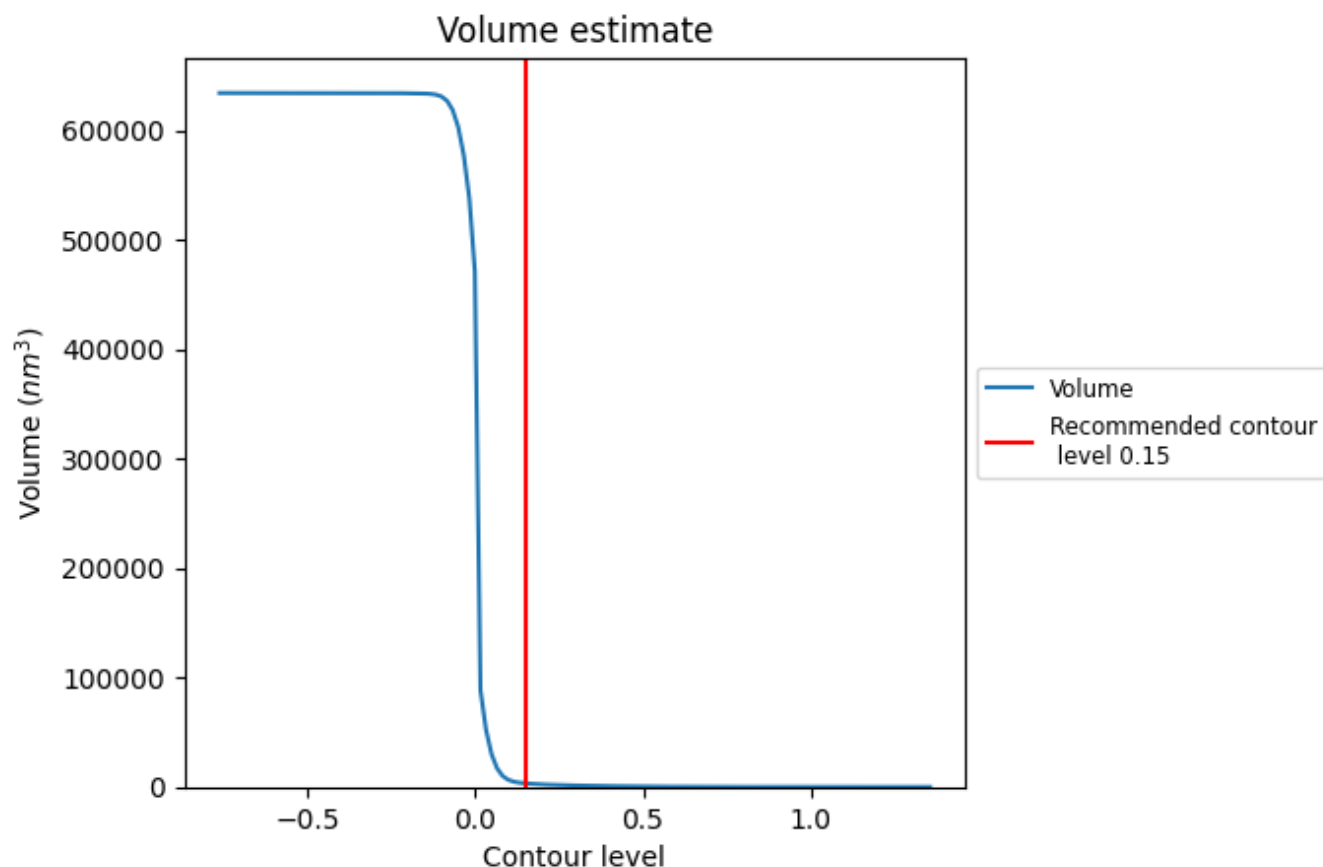
This section contains the results of statistical analysis of the map.

6.1 Map-value distribution [i](#)



The map-value distribution is plotted in 128 intervals along the x-axis. The y-axis is logarithmic. A spike in this graph at zero usually indicates that the volume has been masked.

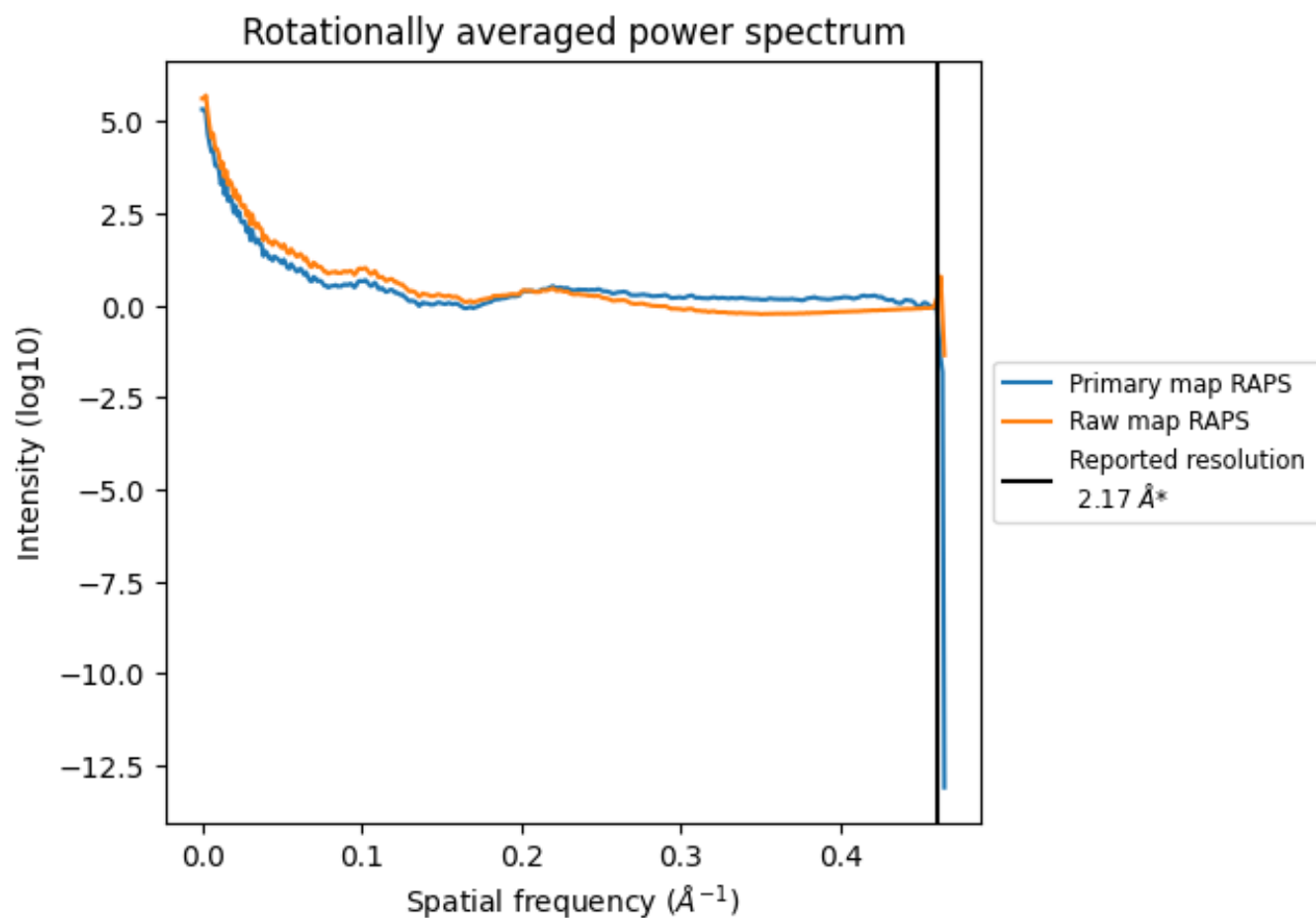
6.2 Volume estimate [i](#)



The volume at the recommended contour level is 3288 nm^3 ; this corresponds to an approximate mass of 2970 kDa.

The volume estimate graph shows how the enclosed volume varies with the contour level. The recommended contour level is shown as a vertical line and the intersection between the line and the curve gives the volume of the enclosed surface at the given level.

6.3 Rotationally averaged power spectrum ⓘ

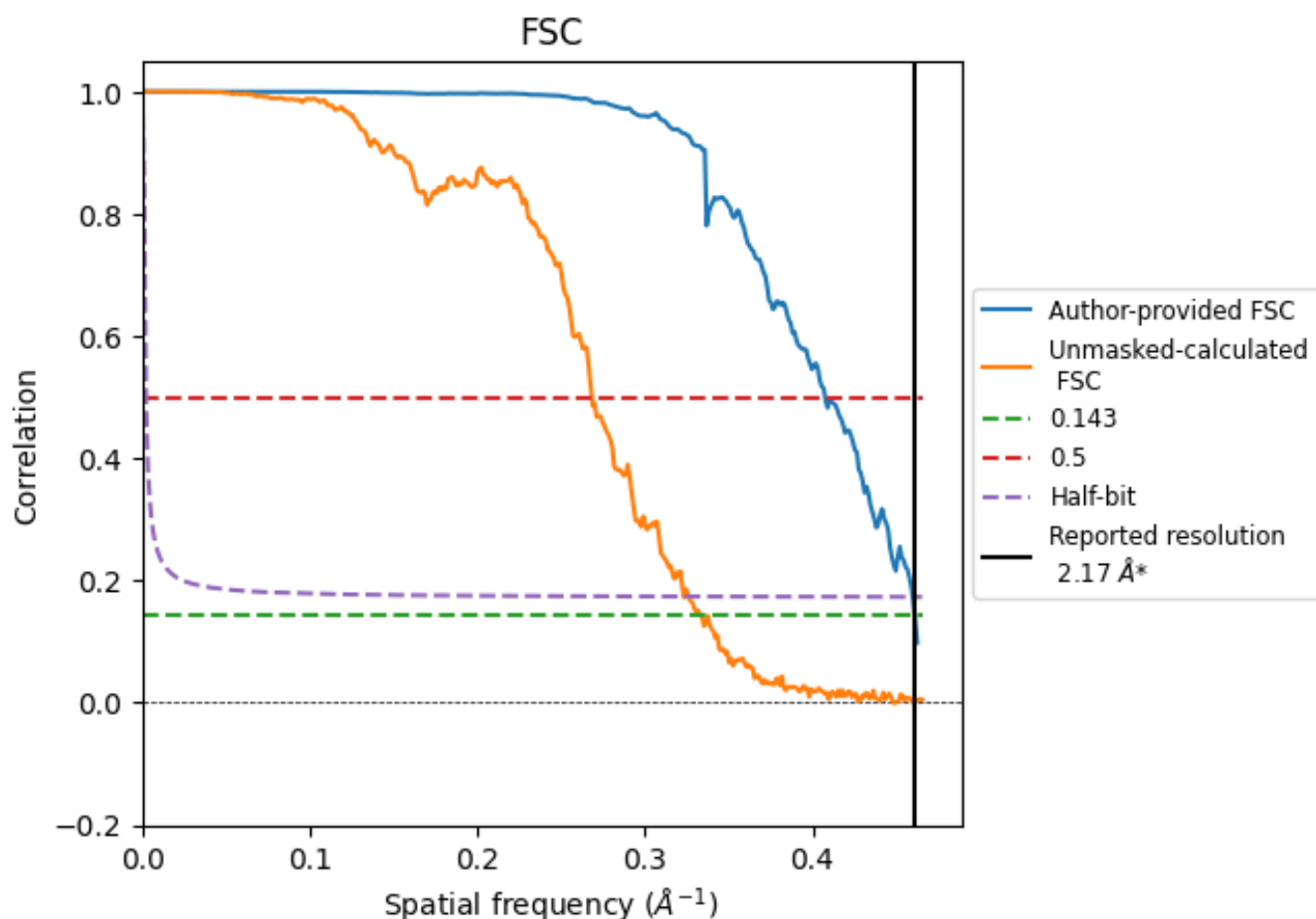


*Reported resolution corresponds to spatial frequency of 0.461 Å⁻¹

7 Fourier-Shell correlation [i](#)

Fourier-Shell Correlation (FSC) is the most commonly used method to estimate the resolution of single-particle and subtomogram-averaged maps. The shape of the curve depends on the imposed symmetry, mask and whether or not the two 3D reconstructions used were processed from a common reference. The reported resolution is shown as a black line. A curve is displayed for the half-bit criterion in addition to lines showing the 0.143 gold standard cut-off and 0.5 cut-off.

7.1 FSC [i](#)



*Reported resolution corresponds to spatial frequency of 0.461 \AA^{-1}

7.2 Resolution estimates [i](#)


Resolution estimate (Å)	Estimation criterion (FSC cut-off)		
	0.143	0.5	Half-bit
Reported by author	2.17	-	-
Author-provided FSC curve	2.17	2.45	2.17
Unmasked-calculated*	3.00	3.73	3.09

*Resolution estimate based on FSC curve calculated by comparison of deposited half-maps. The value from deposited half-maps intersecting FSC 0.143 CUT-OFF 3.00 differs from the reported value 2.17 by more than 10 %


8 Map-model fit [i](#)

This section contains information regarding the fit between EMDB map EMD-75656 and PDB model 11EQ. Per-residue inclusion information can be found in section ?? on page ??.


8.1 Map-model overlay [i](#)



X



Y



Z


The images above show the 3D surface view of the map at the recommended contour level 0.15 at 50% transparency in yellow overlaid with a ribbon representation of the model coloured in blue. These images allow for the visual assessment of the quality of fit between the atomic model and the map.

8.2 Q-score mapped to coordinate model [i](#)



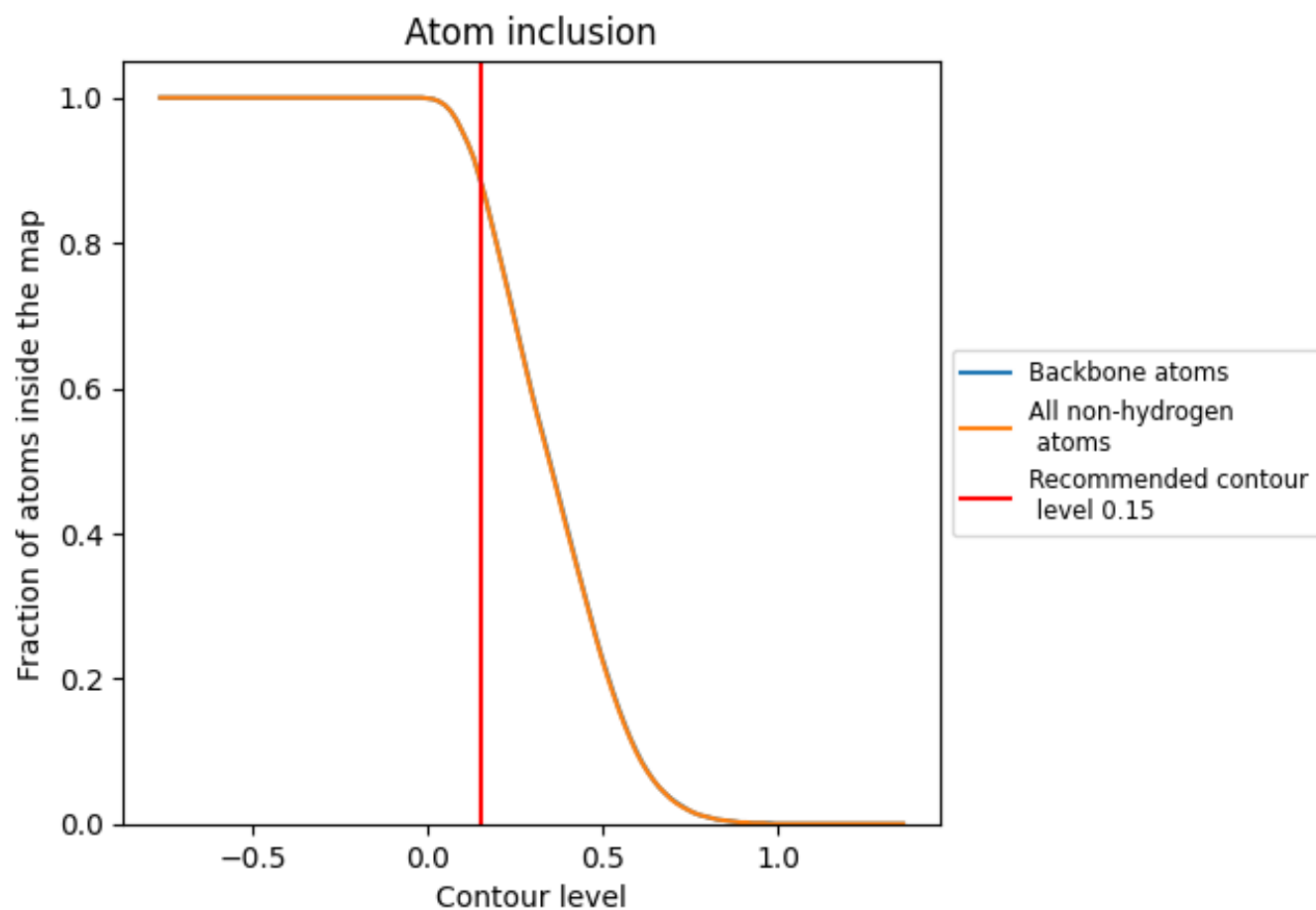
The images above show the model with each residue coloured according its Q-score. This shows their resolvability in the map with higher Q-score values reflecting better resolvability. Please note: Q-score is calculating the resolvability of atoms, and thus high values are only expected at resolutions at which atoms can be resolved. Low Q-score values may therefore be expected for many entries.

8.3 Atom inclusion mapped to coordinate model [i](#)



The images above show the model with each residue coloured according to its atom inclusion. This shows to what extent they are inside the map at the recommended contour level (0.15).







































































8.4 Atom inclusion [i](#)



At the recommended contour level, 89% of all backbone atoms, 89% of all non-hydrogen atoms, are inside the map.

8.5 Map-model fit summary





















































































The table lists the average atom inclusion at the recommended contour level (0.15) and Q-score for the entire model and for each chain.

Chain	Atom inclusion	Q-score
All	 0.8870	 0.6140
0	 0.8970	 0.6160
1	 0.8960	 0.6130
2	 0.8950	 0.6130
3	 0.8930	 0.6130
4	 0.8950	 0.6140
5	 0.8950	 0.6140
6	 0.8930	 0.6140
7	 0.8950	 0.6140
8	 0.8950	 0.6160
9	 0.8950	 0.6170
A	 0.8960	 0.6140
AA	 0.8940	 0.6160
AB	 0.8960	 0.6150
AC	 0.8930	 0.6150
AD	 0.8940	 0.6150
AE	 0.8960	 0.6160
AF	 0.8960	 0.6170
AG	 0.8960	 0.6160
AH	 0.8940	 0.6150
AI	 0.8980	 0.6150
AJ	 0.8970	 0.6150
AK	 0.8980	 0.6140
AL	 0.8950	 0.6140
AM	 0.8980	 0.6150
AN	 0.8960	 0.6140
AO	 0.8970	 0.6140
AP	 0.8950	 0.6140
B	 0.8950	 0.6130
C	 0.8940	 0.6140
D	 0.8960	 0.6140
E	 0.8970	 0.6140
F	 0.8940	 0.6140
G	 0.8960	 0.6140
H	 0.8950	 0.6140



Continued on next page...

Continued from previous page...

Chain	Atom inclusion	Q-score
I	 0.8950	 0.6120
J	 0.8970	 0.6130
K	 0.8950	 0.6140
L	 0.8970	 0.6140
M	 0.8930	 0.6140
N	 0.8960	 0.6150
O	 0.8950	 0.6140
P	 0.8930	 0.6140
Q	 0.8950	 0.6140
R	 0.8950	 0.6140
S	 0.8930	 0.6140
T	 0.8950	 0.6140
U	 0.8950	 0.6150
V	 0.8950	 0.6160
W	 0.8970	 0.6150
X	 0.8940	 0.6150
Y	 0.8960	 0.6140
Z	 0.8930	 0.6150
a	 0.8940	 0.6140
b	 0.8960	 0.6160
c	 0.8960	 0.6160
d	 0.8960	 0.6160
e	 0.8940	 0.6150
f	 0.8980	 0.6150
g	 0.8970	 0.6140
h	 0.8980	 0.6140
i	 0.8950	 0.6140
j	 0.8980	 0.6140
k	 0.8960	 0.6140
l	 0.8970	 0.6130
m	 0.8950	 0.6130
n	 0.8960	 0.6140
o	 0.8950	 0.6130
p	 0.8940	 0.6140
q	 0.8960	 0.6130
r	 0.8970	 0.6130
s	 0.8940	 0.6130
t	 0.8960	 0.6120
u	 0.8950	 0.6130
v	 0.8950	 0.6120
w	 0.8970	 0.6130
x	 0.8950	 0.6140

Continued on next page...

Continued from previous page...

Chain	Atom inclusion	Q-score
y	 0.8970	 0.6130
z	 0.8930	 0.6130